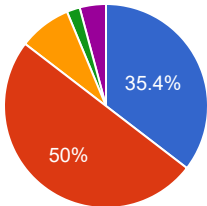
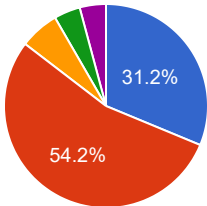
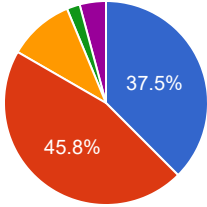
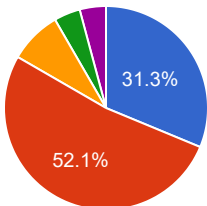
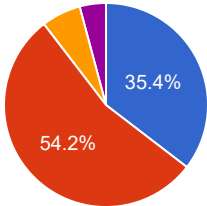


Teacher Evaluation - Program: 0254

Teacher Name: SAJID IQBAL		Course ID: CT-203(2) Course Title: Soil Mechanics		Session: 2018 Fall																			
Shift: Weekend -- Section:		Total Strength: 53		Attempted: 48																			
S.No	Question	Opinions			Chart																		
1	The Instructor is prepared for each class	<table border="1"> <thead> <tr> <th>Choice</th> <th>Number</th> <th>Percentage</th> </tr> </thead> <tbody> <tr> <td>Strongly Agree</td> <td>19</td> <td>39.58%</td> </tr> <tr> <td>Agree</td> <td>16</td> <td>33.33%</td> </tr> <tr> <td>Uncertain</td> <td>6</td> <td>12.5%</td> </tr> <tr> <td>Disagree</td> <td>5</td> <td>10.42%</td> </tr> <tr> <td>Strongly Disagree</td> <td>2</td> <td>4.17%</td> </tr> </tbody> </table>	Choice	Number	Percentage	Strongly Agree	19	39.58%	Agree	16	33.33%	Uncertain	6	12.5%	Disagree	5	10.42%	Strongly Disagree	2	4.17%			
Choice	Number	Percentage																					
Strongly Agree	19	39.58%																					
Agree	16	33.33%																					
Uncertain	6	12.5%																					
Disagree	5	10.42%																					
Strongly Disagree	2	4.17%																					
2	The Instructor demonstrates knowledge of the subject	<table border="1"> <thead> <tr> <th>Choice</th> <th>Number</th> <th>Percentage</th> </tr> </thead> <tbody> <tr> <td>Strongly Agree</td> <td>17</td> <td>35.42%</td> </tr> <tr> <td>Agree</td> <td>20</td> <td>41.67%</td> </tr> <tr> <td>Uncertain</td> <td>6</td> <td>12.5%</td> </tr> <tr> <td>Disagree</td> <td>3</td> <td>6.25%</td> </tr> <tr> <td>Strongly Disagree</td> <td>2</td> <td>4.17%</td> </tr> </tbody> </table>	Choice	Number	Percentage	Strongly Agree	17	35.42%	Agree	20	41.67%	Uncertain	6	12.5%	Disagree	3	6.25%	Strongly Disagree	2	4.17%			
Choice	Number	Percentage																					
Strongly Agree	17	35.42%																					
Agree	20	41.67%																					
Uncertain	6	12.5%																					
Disagree	3	6.25%																					
Strongly Disagree	2	4.17%																					
3	The Instructor has completed the whole course	<table border="1"> <thead> <tr> <th>Choice</th> <th>Number</th> <th>Percentage</th> </tr> </thead> <tbody> <tr> <td>Strongly Agree</td> <td>18</td> <td>37.5%</td> </tr> <tr> <td>Agree</td> <td>20</td> <td>41.67%</td> </tr> <tr> <td>Uncertain</td> <td>5</td> <td>10.42%</td> </tr> <tr> <td>Disagree</td> <td>3</td> <td>6.25%</td> </tr> <tr> <td>Strongly Disagree</td> <td>2</td> <td>4.17%</td> </tr> </tbody> </table>	Choice	Number	Percentage	Strongly Agree	18	37.5%	Agree	20	41.67%	Uncertain	5	10.42%	Disagree	3	6.25%	Strongly Disagree	2	4.17%			
Choice	Number	Percentage																					
Strongly Agree	18	37.5%																					
Agree	20	41.67%																					
Uncertain	5	10.42%																					
Disagree	3	6.25%																					
Strongly Disagree	2	4.17%																					
4	The Instructor provides additional material apart from the textbook	<table border="1"> <thead> <tr> <th>Choice</th> <th>Number</th> <th>Percentage</th> </tr> </thead> <tbody> <tr> <td>Strongly Agree</td> <td>17</td> <td>35.42%</td> </tr> <tr> <td>Agree</td> <td>23</td> <td>47.92%</td> </tr> <tr> <td>Uncertain</td> <td>4</td> <td>8.33%</td> </tr> <tr> <td>Disagree</td> <td>2</td> <td>4.17%</td> </tr> <tr> <td>Strongly Disagree</td> <td>2</td> <td>4.17%</td> </tr> </tbody> </table>	Choice	Number	Percentage	Strongly Agree	17	35.42%	Agree	23	47.92%	Uncertain	4	8.33%	Disagree	2	4.17%	Strongly Disagree	2	4.17%			
Choice	Number	Percentage																					
Strongly Agree	17	35.42%																					
Agree	23	47.92%																					
Uncertain	4	8.33%																					
Disagree	2	4.17%																					
Strongly Disagree	2	4.17%																					

5	The Instructor gives citations regarding current situations with reference to Pakistani context	<table border="1"> <thead> <tr> <th>Choice</th> <th>Number</th> <th>Percentage</th> </tr> </thead> <tbody> <tr> <td>Strongly Agree</td> <td>17</td> <td>35.42%</td> </tr> <tr> <td>Agree</td> <td>24</td> <td>50%</td> </tr> <tr> <td>Uncertain</td> <td>4</td> <td>8.33%</td> </tr> <tr> <td>Disagree</td> <td>1</td> <td>2.08%</td> </tr> <tr> <td>Strongly Disagree</td> <td>2</td> <td>4.17%</td> </tr> </tbody> </table>	Choice	Number	Percentage	Strongly Agree	17	35.42%	Agree	24	50%	Uncertain	4	8.33%	Disagree	1	2.08%	Strongly Disagree	2	4.17%	 <ul style="list-style-type: none"> ● Stron... ● Agree ● Unce... ● Disa... ● Stron...
Choice	Number	Percentage																			
Strongly Agree	17	35.42%																			
Agree	24	50%																			
Uncertain	4	8.33%																			
Disagree	1	2.08%																			
Strongly Disagree	2	4.17%																			
6	The Instructor communicates the subject matter effectively	<table border="1"> <thead> <tr> <th>Choice</th> <th>Number</th> <th>Percentage</th> </tr> </thead> <tbody> <tr> <td>Strongly Agree</td> <td>15</td> <td>31.25%</td> </tr> <tr> <td>Agree</td> <td>26</td> <td>54.17%</td> </tr> <tr> <td>Uncertain</td> <td>3</td> <td>6.25%</td> </tr> <tr> <td>Disagree</td> <td>2</td> <td>4.17%</td> </tr> <tr> <td>Strongly Disagree</td> <td>2</td> <td>4.17%</td> </tr> </tbody> </table>	Choice	Number	Percentage	Strongly Agree	15	31.25%	Agree	26	54.17%	Uncertain	3	6.25%	Disagree	2	4.17%	Strongly Disagree	2	4.17%	 <ul style="list-style-type: none"> ● Stron... ● Agree ● Unce... ● Disa... ● Stron...
Choice	Number	Percentage																			
Strongly Agree	15	31.25%																			
Agree	26	54.17%																			
Uncertain	3	6.25%																			
Disagree	2	4.17%																			
Strongly Disagree	2	4.17%																			
7	The Instructor shows respect towards students and encourages class participation	<table border="1"> <thead> <tr> <th>Choice</th> <th>Number</th> <th>Percentage</th> </tr> </thead> <tbody> <tr> <td>Strongly Agree</td> <td>18</td> <td>37.5%</td> </tr> <tr> <td>Agree</td> <td>22</td> <td>45.83%</td> </tr> <tr> <td>Uncertain</td> <td>5</td> <td>10.42%</td> </tr> <tr> <td>Disagree</td> <td>1</td> <td>2.08%</td> </tr> <tr> <td>Strongly Disagree</td> <td>2</td> <td>4.17%</td> </tr> </tbody> </table>	Choice	Number	Percentage	Strongly Agree	18	37.5%	Agree	22	45.83%	Uncertain	5	10.42%	Disagree	1	2.08%	Strongly Disagree	2	4.17%	 <ul style="list-style-type: none"> ● Stron... ● Agree ● Unce... ● Disa... ● Stron...
Choice	Number	Percentage																			
Strongly Agree	18	37.5%																			
Agree	22	45.83%																			
Uncertain	5	10.42%																			
Disagree	1	2.08%																			
Strongly Disagree	2	4.17%																			
8	The Instructor maintains an environment that is conducive to learning	<table border="1"> <thead> <tr> <th>Choice</th> <th>Number</th> <th>Percentage</th> </tr> </thead> <tbody> <tr> <td>Strongly Agree</td> <td>15</td> <td>31.25%</td> </tr> <tr> <td>Agree</td> <td>25</td> <td>52.08%</td> </tr> <tr> <td>Uncertain</td> <td>4</td> <td>8.33%</td> </tr> <tr> <td>Disagree</td> <td>2</td> <td>4.17%</td> </tr> <tr> <td>Strongly Disagree</td> <td>2</td> <td>4.17%</td> </tr> </tbody> </table>	Choice	Number	Percentage	Strongly Agree	15	31.25%	Agree	25	52.08%	Uncertain	4	8.33%	Disagree	2	4.17%	Strongly Disagree	2	4.17%	 <ul style="list-style-type: none"> ● Stron... ● Agree ● Unce... ● Disa... ● Stron...
Choice	Number	Percentage																			
Strongly Agree	15	31.25%																			
Agree	25	52.08%																			
Uncertain	4	8.33%																			
Disagree	2	4.17%																			
Strongly Disagree	2	4.17%																			
9	The Instructor arrives on time	<table border="1"> <thead> <tr> <th>Choice</th> <th>Number</th> <th>Percentage</th> </tr> </thead> <tbody> <tr> <td>Strongly Agree</td> <td>17</td> <td>35.42%</td> </tr> <tr> <td>Agree</td> <td>26</td> <td>54.17%</td> </tr> <tr> <td>Uncertain</td> <td>3</td> <td>6.25%</td> </tr> <tr> <td>Disagree</td> <td>0</td> <td>0%</td> </tr> <tr> <td>Strongly Disagree</td> <td>2</td> <td>4.17%</td> </tr> </tbody> </table>	Choice	Number	Percentage	Strongly Agree	17	35.42%	Agree	26	54.17%	Uncertain	3	6.25%	Disagree	0	0%	Strongly Disagree	2	4.17%	 <ul style="list-style-type: none"> ● Stron... ● Agree ● Unce... ● Disa... ● Stron...
Choice	Number	Percentage																			
Strongly Agree	17	35.42%																			
Agree	26	54.17%																			
Uncertain	3	6.25%																			
Disagree	0	0%																			
Strongly Disagree	2	4.17%																			

10	The Instructor leaves on time	<table border="1"> <thead> <tr> <th>Choice</th> <th>Number</th> <th>Percentage</th> </tr> </thead> <tbody> <tr> <td>Strongly Agree</td> <td>18</td> <td>37.5%</td> </tr> <tr> <td>Agree</td> <td>23</td> <td>47.92%</td> </tr> <tr> <td>Uncertain</td> <td>3</td> <td>6.25%</td> </tr> <tr> <td>Disagree</td> <td>2</td> <td>4.17%</td> </tr> <tr> <td>Strongly Disagree</td> <td>2</td> <td>4.17%</td> </tr> </tbody> </table>	Choice	Number	Percentage	Strongly Agree	18	37.5%	Agree	23	47.92%	Uncertain	3	6.25%	Disagree	2	4.17%	Strongly Disagree	2	4.17%	<p>Legend: Strongly Agree (Blue), Agree (Red), Uncertain (Yellow), Disagree (Green), Strongly Disagree (Purple)</p>
Choice	Number	Percentage																			
Strongly Agree	18	37.5%																			
Agree	23	47.92%																			
Uncertain	3	6.25%																			
Disagree	2	4.17%																			
Strongly Disagree	2	4.17%																			
11	The Instructor is fair in examination	<table border="1"> <thead> <tr> <th>Choice</th> <th>Number</th> <th>Percentage</th> </tr> </thead> <tbody> <tr> <td>Strongly Agree</td> <td>18</td> <td>37.5%</td> </tr> <tr> <td>Agree</td> <td>22</td> <td>45.83%</td> </tr> <tr> <td>Uncertain</td> <td>5</td> <td>10.42%</td> </tr> <tr> <td>Disagree</td> <td>1</td> <td>2.08%</td> </tr> <tr> <td>Strongly Disagree</td> <td>2</td> <td>4.17%</td> </tr> </tbody> </table>	Choice	Number	Percentage	Strongly Agree	18	37.5%	Agree	22	45.83%	Uncertain	5	10.42%	Disagree	1	2.08%	Strongly Disagree	2	4.17%	<p>Legend: Strongly Agree (Blue), Agree (Red), Uncertain (Yellow), Disagree (Green), Strongly Disagree (Purple)</p>
Choice	Number	Percentage																			
Strongly Agree	18	37.5%																			
Agree	22	45.83%																			
Uncertain	5	10.42%																			
Disagree	1	2.08%																			
Strongly Disagree	2	4.17%																			
12	The Instructor returns the graded scripts etc. in a reasonable amount of time	<table border="1"> <thead> <tr> <th>Choice</th> <th>Number</th> <th>Percentage</th> </tr> </thead> <tbody> <tr> <td>Strongly Agree</td> <td>16</td> <td>33.33%</td> </tr> <tr> <td>Agree</td> <td>22</td> <td>45.83%</td> </tr> <tr> <td>Uncertain</td> <td>5</td> <td>10.42%</td> </tr> <tr> <td>Disagree</td> <td>2</td> <td>4.17%</td> </tr> <tr> <td>Strongly Disagree</td> <td>3</td> <td>6.25%</td> </tr> </tbody> </table>	Choice	Number	Percentage	Strongly Agree	16	33.33%	Agree	22	45.83%	Uncertain	5	10.42%	Disagree	2	4.17%	Strongly Disagree	3	6.25%	<p>Legend: Strongly Agree (Blue), Agree (Red), Uncertain (Yellow), Disagree (Green), Strongly Disagree (Purple)</p>
Choice	Number	Percentage																			
Strongly Agree	16	33.33%																			
Agree	22	45.83%																			
Uncertain	5	10.42%																			
Disagree	2	4.17%																			
Strongly Disagree	3	6.25%																			
13	The Instructor was available during the specified office hours and for after class consultations	<table border="1"> <thead> <tr> <th>Choice</th> <th>Number</th> <th>Percentage</th> </tr> </thead> <tbody> <tr> <td>Strongly Agree</td> <td>17</td> <td>35.42%</td> </tr> <tr> <td>Agree</td> <td>24</td> <td>50%</td> </tr> <tr> <td>Uncertain</td> <td>2</td> <td>4.17%</td> </tr> <tr> <td>Disagree</td> <td>3</td> <td>6.25%</td> </tr> <tr> <td>Strongly Disagree</td> <td>2</td> <td>4.17%</td> </tr> </tbody> </table>	Choice	Number	Percentage	Strongly Agree	17	35.42%	Agree	24	50%	Uncertain	2	4.17%	Disagree	3	6.25%	Strongly Disagree	2	4.17%	<p>Legend: Strongly Agree (Blue), Agree (Red), Uncertain (Yellow), Disagree (Green), Strongly Disagree (Purple)</p>
Choice	Number	Percentage																			
Strongly Agree	17	35.42%																			
Agree	24	50%																			
Uncertain	2	4.17%																			
Disagree	3	6.25%																			
Strongly Disagree	2	4.17%																			
14	The Subject matter presented in the course has increased your knowledge of the subject	<table border="1"> <thead> <tr> <th>Choice</th> <th>Number</th> <th>Percentage</th> </tr> </thead> <tbody> <tr> <td>Strongly Agree</td> <td>17</td> <td>35.42%</td> </tr> <tr> <td>Agree</td> <td>25</td> <td>52.08%</td> </tr> <tr> <td>Uncertain</td> <td>3</td> <td>6.25%</td> </tr> <tr> <td>Disagree</td> <td>1</td> <td>2.08%</td> </tr> <tr> <td>Strongly Disagree</td> <td>2</td> <td>4.17%</td> </tr> </tbody> </table>	Choice	Number	Percentage	Strongly Agree	17	35.42%	Agree	25	52.08%	Uncertain	3	6.25%	Disagree	1	2.08%	Strongly Disagree	2	4.17%	<p>Legend: Strongly Agree (Blue), Agree (Red), Uncertain (Yellow), Disagree (Green), Strongly Disagree (Purple)</p>
Choice	Number	Percentage																			
Strongly Agree	17	35.42%																			
Agree	25	52.08%																			
Uncertain	3	6.25%																			
Disagree	1	2.08%																			
Strongly Disagree	2	4.17%																			

15	The syllabus clearly states course objectives requirements, procedures and grading criteria	Choice	Number	Percentage	
		Strongly Agree	16	33.33%	
		Agree	27	56.25%	
		Uncertain	2	4.17%	
		Disagree	1	2.08%	
		Strongly Disagree	2	4.17%	

16	The course integrates theoretical course concepts with real-world applications	Choice	Number	Percentage	
		Strongly Agree	18	37.5%	
		Agree	24	50%	
		Uncertain	3	6.25%	
		Disagree	1	2.08%	
		Strongly Disagree	2	4.17%	

17	The assignments and exams covered the materials presented in the course	Choice	Number	Percentage	
		Strongly Agree	17	35.42%	
		Agree	26	54.17%	
		Uncertain	1	2.08%	
		Disagree	2	4.17%	
		Strongly Disagree	2	4.17%	

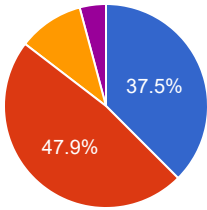
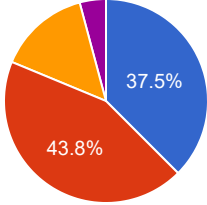
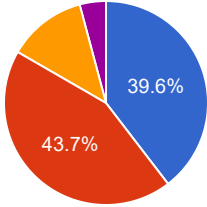
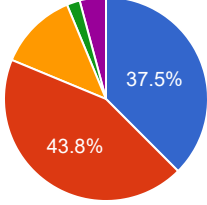
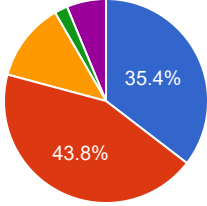
18	The course material is modern and updated	Choice	Number	Percentage	
		Strongly Agree	18	37.5%	
		Agree	23	47.92%	
		Uncertain	2	4.17%	
		Disagree	3	6.25%	
		Strongly Disagree	2	4.17%	

Teachers Comment goooooooooooooooooooooood Good teacher excellent HE HAS GOOD WAY OF TEACHING the teacher is good in lab work no preparation for class Good teacher		Course Comment goooooooooooooooooooooood Satisfied the course has been done Uncomplete not complete THE COURSE IS MODERN AND USEFUL the lab course is very good	
---	--	---	--

Teacher Evaluation - Program: 0254

Teacher Name: SAJID IQBAL		Course ID: CT-203(L)(2) Course Title: Soil Mechanics		Session: 2018 Fall																			
Shift: Weekend -- Section:		Total Strength: 53		Attempted: 48																			
S.No	Question	Opinions			Chart																		
1	The Instructor is prepared for each class	<table border="1"> <thead> <tr> <th>Choice</th> <th>Number</th> <th>Percentage</th> </tr> </thead> <tbody> <tr> <td>Strongly Agree</td> <td>19</td> <td>39.58%</td> </tr> <tr> <td>Agree</td> <td>19</td> <td>39.58%</td> </tr> <tr> <td>Uncertain</td> <td>5</td> <td>10.42%</td> </tr> <tr> <td>Disagree</td> <td>3</td> <td>6.25%</td> </tr> <tr> <td>Strongly Disagree</td> <td>2</td> <td>4.17%</td> </tr> </tbody> </table>	Choice	Number	Percentage	Strongly Agree	19	39.58%	Agree	19	39.58%	Uncertain	5	10.42%	Disagree	3	6.25%	Strongly Disagree	2	4.17%			
Choice	Number	Percentage																					
Strongly Agree	19	39.58%																					
Agree	19	39.58%																					
Uncertain	5	10.42%																					
Disagree	3	6.25%																					
Strongly Disagree	2	4.17%																					
2	The Instructor demonstrates knowledge of the subject	<table border="1"> <thead> <tr> <th>Choice</th> <th>Number</th> <th>Percentage</th> </tr> </thead> <tbody> <tr> <td>Strongly Agree</td> <td>16</td> <td>33.33%</td> </tr> <tr> <td>Agree</td> <td>22</td> <td>45.83%</td> </tr> <tr> <td>Uncertain</td> <td>6</td> <td>12.5%</td> </tr> <tr> <td>Disagree</td> <td>2</td> <td>4.17%</td> </tr> <tr> <td>Strongly Disagree</td> <td>2</td> <td>4.17%</td> </tr> </tbody> </table>	Choice	Number	Percentage	Strongly Agree	16	33.33%	Agree	22	45.83%	Uncertain	6	12.5%	Disagree	2	4.17%	Strongly Disagree	2	4.17%			
Choice	Number	Percentage																					
Strongly Agree	16	33.33%																					
Agree	22	45.83%																					
Uncertain	6	12.5%																					
Disagree	2	4.17%																					
Strongly Disagree	2	4.17%																					
3	The Instructor has completed the whole course	<table border="1"> <thead> <tr> <th>Choice</th> <th>Number</th> <th>Percentage</th> </tr> </thead> <tbody> <tr> <td>Strongly Agree</td> <td>17</td> <td>35.42%</td> </tr> <tr> <td>Agree</td> <td>21</td> <td>43.75%</td> </tr> <tr> <td>Uncertain</td> <td>7</td> <td>14.58%</td> </tr> <tr> <td>Disagree</td> <td>1</td> <td>2.08%</td> </tr> <tr> <td>Strongly Disagree</td> <td>2</td> <td>4.17%</td> </tr> </tbody> </table>	Choice	Number	Percentage	Strongly Agree	17	35.42%	Agree	21	43.75%	Uncertain	7	14.58%	Disagree	1	2.08%	Strongly Disagree	2	4.17%			
Choice	Number	Percentage																					
Strongly Agree	17	35.42%																					
Agree	21	43.75%																					
Uncertain	7	14.58%																					
Disagree	1	2.08%																					
Strongly Disagree	2	4.17%																					
4	The Instructor provides additional material apart from the textbook	<table border="1"> <thead> <tr> <th>Choice</th> <th>Number</th> <th>Percentage</th> </tr> </thead> <tbody> <tr> <td>Strongly Agree</td> <td>18</td> <td>37.5%</td> </tr> <tr> <td>Agree</td> <td>19</td> <td>39.58%</td> </tr> <tr> <td>Uncertain</td> <td>9</td> <td>18.75%</td> </tr> <tr> <td>Disagree</td> <td>0</td> <td>0%</td> </tr> <tr> <td>Strongly Disagree</td> <td>2</td> <td>4.17%</td> </tr> </tbody> </table>	Choice	Number	Percentage	Strongly Agree	18	37.5%	Agree	19	39.58%	Uncertain	9	18.75%	Disagree	0	0%	Strongly Disagree	2	4.17%			
Choice	Number	Percentage																					
Strongly Agree	18	37.5%																					
Agree	19	39.58%																					
Uncertain	9	18.75%																					
Disagree	0	0%																					
Strongly Disagree	2	4.17%																					

5	The Instructor gives citations regarding current situations with reference to Pakistani context	<table border="1"> <thead> <tr> <th>Choice</th> <th>Number</th> <th>Percentage</th> </tr> </thead> <tbody> <tr> <td>Strongly Agree</td> <td>18</td> <td>37.5%</td> </tr> <tr> <td>Agree</td> <td>20</td> <td>41.67%</td> </tr> <tr> <td>Uncertain</td> <td>7</td> <td>14.58%</td> </tr> <tr> <td>Disagree</td> <td>1</td> <td>2.08%</td> </tr> <tr> <td>Strongly Disagree</td> <td>2</td> <td>4.17%</td> </tr> </tbody> </table>	Choice	Number	Percentage	Strongly Agree	18	37.5%	Agree	20	41.67%	Uncertain	7	14.58%	Disagree	1	2.08%	Strongly Disagree	2	4.17%	
Choice	Number	Percentage																			
Strongly Agree	18	37.5%																			
Agree	20	41.67%																			
Uncertain	7	14.58%																			
Disagree	1	2.08%																			
Strongly Disagree	2	4.17%																			
6	The Instructor communicates the subject matter effectively	<table border="1"> <thead> <tr> <th>Choice</th> <th>Number</th> <th>Percentage</th> </tr> </thead> <tbody> <tr> <td>Strongly Agree</td> <td>18</td> <td>37.5%</td> </tr> <tr> <td>Agree</td> <td>22</td> <td>45.83%</td> </tr> <tr> <td>Uncertain</td> <td>5</td> <td>10.42%</td> </tr> <tr> <td>Disagree</td> <td>1</td> <td>2.08%</td> </tr> <tr> <td>Strongly Disagree</td> <td>2</td> <td>4.17%</td> </tr> </tbody> </table>	Choice	Number	Percentage	Strongly Agree	18	37.5%	Agree	22	45.83%	Uncertain	5	10.42%	Disagree	1	2.08%	Strongly Disagree	2	4.17%	
Choice	Number	Percentage																			
Strongly Agree	18	37.5%																			
Agree	22	45.83%																			
Uncertain	5	10.42%																			
Disagree	1	2.08%																			
Strongly Disagree	2	4.17%																			
7	The Instructor shows respect towards students and encourages class participation	<table border="1"> <thead> <tr> <th>Choice</th> <th>Number</th> <th>Percentage</th> </tr> </thead> <tbody> <tr> <td>Strongly Agree</td> <td>19</td> <td>39.58%</td> </tr> <tr> <td>Agree</td> <td>22</td> <td>45.83%</td> </tr> <tr> <td>Uncertain</td> <td>3</td> <td>6.25%</td> </tr> <tr> <td>Disagree</td> <td>2</td> <td>4.17%</td> </tr> <tr> <td>Strongly Disagree</td> <td>2</td> <td>4.17%</td> </tr> </tbody> </table>	Choice	Number	Percentage	Strongly Agree	19	39.58%	Agree	22	45.83%	Uncertain	3	6.25%	Disagree	2	4.17%	Strongly Disagree	2	4.17%	
Choice	Number	Percentage																			
Strongly Agree	19	39.58%																			
Agree	22	45.83%																			
Uncertain	3	6.25%																			
Disagree	2	4.17%																			
Strongly Disagree	2	4.17%																			
8	The Instructor maintains an environment that is conducive to learning	<table border="1"> <thead> <tr> <th>Choice</th> <th>Number</th> <th>Percentage</th> </tr> </thead> <tbody> <tr> <td>Strongly Agree</td> <td>18</td> <td>37.5%</td> </tr> <tr> <td>Agree</td> <td>23</td> <td>47.92%</td> </tr> <tr> <td>Uncertain</td> <td>4</td> <td>8.33%</td> </tr> <tr> <td>Disagree</td> <td>1</td> <td>2.08%</td> </tr> <tr> <td>Strongly Disagree</td> <td>2</td> <td>4.17%</td> </tr> </tbody> </table>	Choice	Number	Percentage	Strongly Agree	18	37.5%	Agree	23	47.92%	Uncertain	4	8.33%	Disagree	1	2.08%	Strongly Disagree	2	4.17%	
Choice	Number	Percentage																			
Strongly Agree	18	37.5%																			
Agree	23	47.92%																			
Uncertain	4	8.33%																			
Disagree	1	2.08%																			
Strongly Disagree	2	4.17%																			
9	The Instructor arrives on time	<table border="1"> <thead> <tr> <th>Choice</th> <th>Number</th> <th>Percentage</th> </tr> </thead> <tbody> <tr> <td>Strongly Agree</td> <td>18</td> <td>37.5%</td> </tr> <tr> <td>Agree</td> <td>22</td> <td>45.83%</td> </tr> <tr> <td>Uncertain</td> <td>6</td> <td>12.5%</td> </tr> <tr> <td>Disagree</td> <td>0</td> <td>0%</td> </tr> <tr> <td>Strongly Disagree</td> <td>2</td> <td>4.17%</td> </tr> </tbody> </table>	Choice	Number	Percentage	Strongly Agree	18	37.5%	Agree	22	45.83%	Uncertain	6	12.5%	Disagree	0	0%	Strongly Disagree	2	4.17%	
Choice	Number	Percentage																			
Strongly Agree	18	37.5%																			
Agree	22	45.83%																			
Uncertain	6	12.5%																			
Disagree	0	0%																			
Strongly Disagree	2	4.17%																			

10	The Instructor leaves on time	<table border="1"> <thead> <tr> <th>Choice</th> <th>Number</th> <th>Percentage</th> </tr> </thead> <tbody> <tr> <td>Strongly Agree</td> <td>18</td> <td>37.5%</td> </tr> <tr> <td>Agree</td> <td>23</td> <td>47.92%</td> </tr> <tr> <td>Uncertain</td> <td>5</td> <td>10.42%</td> </tr> <tr> <td>Disagree</td> <td>0</td> <td>0%</td> </tr> <tr> <td>Strongly Disagree</td> <td>2</td> <td>4.17%</td> </tr> </tbody> </table>	Choice	Number	Percentage	Strongly Agree	18	37.5%	Agree	23	47.92%	Uncertain	5	10.42%	Disagree	0	0%	Strongly Disagree	2	4.17%	 <ul style="list-style-type: none"> ● Stron... ● Agree ● Unce... ● Stron...
Choice	Number	Percentage																			
Strongly Agree	18	37.5%																			
Agree	23	47.92%																			
Uncertain	5	10.42%																			
Disagree	0	0%																			
Strongly Disagree	2	4.17%																			
11	The Instructor is fair in examination	<table border="1"> <thead> <tr> <th>Choice</th> <th>Number</th> <th>Percentage</th> </tr> </thead> <tbody> <tr> <td>Strongly Agree</td> <td>18</td> <td>37.5%</td> </tr> <tr> <td>Agree</td> <td>21</td> <td>43.75%</td> </tr> <tr> <td>Uncertain</td> <td>7</td> <td>14.58%</td> </tr> <tr> <td>Disagree</td> <td>0</td> <td>0%</td> </tr> <tr> <td>Strongly Disagree</td> <td>2</td> <td>4.17%</td> </tr> </tbody> </table>	Choice	Number	Percentage	Strongly Agree	18	37.5%	Agree	21	43.75%	Uncertain	7	14.58%	Disagree	0	0%	Strongly Disagree	2	4.17%	 <ul style="list-style-type: none"> ● Stron... ● Agree ● Unce... ● Stron...
Choice	Number	Percentage																			
Strongly Agree	18	37.5%																			
Agree	21	43.75%																			
Uncertain	7	14.58%																			
Disagree	0	0%																			
Strongly Disagree	2	4.17%																			
12	The Instructor returns the graded scripts etc. in a reasonable amount of time	<table border="1"> <thead> <tr> <th>Choice</th> <th>Number</th> <th>Percentage</th> </tr> </thead> <tbody> <tr> <td>Strongly Agree</td> <td>19</td> <td>39.58%</td> </tr> <tr> <td>Agree</td> <td>21</td> <td>43.75%</td> </tr> <tr> <td>Uncertain</td> <td>6</td> <td>12.5%</td> </tr> <tr> <td>Disagree</td> <td>0</td> <td>0%</td> </tr> <tr> <td>Strongly Disagree</td> <td>2</td> <td>4.17%</td> </tr> </tbody> </table>	Choice	Number	Percentage	Strongly Agree	19	39.58%	Agree	21	43.75%	Uncertain	6	12.5%	Disagree	0	0%	Strongly Disagree	2	4.17%	 <ul style="list-style-type: none"> ● Stron... ● Agree ● Unce... ● Stron...
Choice	Number	Percentage																			
Strongly Agree	19	39.58%																			
Agree	21	43.75%																			
Uncertain	6	12.5%																			
Disagree	0	0%																			
Strongly Disagree	2	4.17%																			
13	The Instructor was available during the specified office hours and for after class consultations	<table border="1"> <thead> <tr> <th>Choice</th> <th>Number</th> <th>Percentage</th> </tr> </thead> <tbody> <tr> <td>Strongly Agree</td> <td>18</td> <td>37.5%</td> </tr> <tr> <td>Agree</td> <td>21</td> <td>43.75%</td> </tr> <tr> <td>Uncertain</td> <td>6</td> <td>12.5%</td> </tr> <tr> <td>Disagree</td> <td>1</td> <td>2.08%</td> </tr> <tr> <td>Strongly Disagree</td> <td>2</td> <td>4.17%</td> </tr> </tbody> </table>	Choice	Number	Percentage	Strongly Agree	18	37.5%	Agree	21	43.75%	Uncertain	6	12.5%	Disagree	1	2.08%	Strongly Disagree	2	4.17%	 <ul style="list-style-type: none"> ● Stron... ● Agree ● Unce... ● Disa... ● Stron...
Choice	Number	Percentage																			
Strongly Agree	18	37.5%																			
Agree	21	43.75%																			
Uncertain	6	12.5%																			
Disagree	1	2.08%																			
Strongly Disagree	2	4.17%																			
14	The Subject matter presented in the course has increased your knowledge of the subject	<table border="1"> <thead> <tr> <th>Choice</th> <th>Number</th> <th>Percentage</th> </tr> </thead> <tbody> <tr> <td>Strongly Agree</td> <td>17</td> <td>35.42%</td> </tr> <tr> <td>Agree</td> <td>21</td> <td>43.75%</td> </tr> <tr> <td>Uncertain</td> <td>6</td> <td>12.5%</td> </tr> <tr> <td>Disagree</td> <td>1</td> <td>2.08%</td> </tr> <tr> <td>Strongly Disagree</td> <td>3</td> <td>6.25%</td> </tr> </tbody> </table>	Choice	Number	Percentage	Strongly Agree	17	35.42%	Agree	21	43.75%	Uncertain	6	12.5%	Disagree	1	2.08%	Strongly Disagree	3	6.25%	 <ul style="list-style-type: none"> ● Stron... ● Agree ● Unce... ● Disa... ● Stron...
Choice	Number	Percentage																			
Strongly Agree	17	35.42%																			
Agree	21	43.75%																			
Uncertain	6	12.5%																			
Disagree	1	2.08%																			
Strongly Disagree	3	6.25%																			

15	The syllabus clearly states course objectives requirements, procedures and grading criteria	Choice	Number	Percentage	
		Strongly Agree	17	35.42%	
		Agree	21	43.75%	
		Uncertain	7	14.58%	
		Disagree	1	2.08%	
		Strongly Disagree	2	4.17%	

16	The course integrates theoretical course concepts with real-world applications	Choice	Number	Percentage	
		Strongly Agree	17	35.42%	
		Agree	24	50%	
		Uncertain	5	10.42%	
		Disagree	0	0%	
		Strongly Disagree	2	4.17%	

17	The assignments and exams covered the materials presented in the course	Choice	Number	Percentage	
		Strongly Agree	17	35.42%	
		Agree	21	43.75%	
		Uncertain	6	12.5%	
		Disagree	1	2.08%	
		Strongly Disagree	3	6.25%	

18	The course material is modern and updated	Choice	Number	Percentage	
		Strongly Agree	16	33.33%	
		Agree	22	45.83%	
		Uncertain	6	12.5%	
		Disagree	2	4.17%	
		Strongly Disagree	2	4.17%	

<p>Teachers Comment</p> <p>Good and cleared Good teacher Is very good HE HAS GOOD WAY OF TEACHING the teacher was not good in this subject and he didnt deserve for this course good teacher and good personality Good teacher good</p>	<p>Course Comment</p> <p>gooooooooooooooooooooooooooooooooooooo not completed the course has been done complete THE COURSE HELP US TO NOW ABOUT SUBJECT he didnt deserve for this course not too good Complted coures</p>
---	---

Teacher Evaluation - Program: 0254

Teacher Name: SAJID IQBAL		Course ID: CT-208 Course Title: Quantity Surveying & Contract Documents		Session: 2018 Fall																			
Shift: Weekend -- Section:		Total Strength: 53		Attempted: 48																			
S.No	Question	Opinions			Chart																		
1	The Instructor is prepared for each class	<table border="1"> <thead> <tr> <th>Choice</th> <th>Number</th> <th>Percentage</th> </tr> </thead> <tbody> <tr> <td>Strongly Agree</td> <td>18</td> <td>37.5%</td> </tr> <tr> <td>Agree</td> <td>16</td> <td>33.33%</td> </tr> <tr> <td>Uncertain</td> <td>9</td> <td>18.75%</td> </tr> <tr> <td>Disagree</td> <td>3</td> <td>6.25%</td> </tr> <tr> <td>Strongly Disagree</td> <td>2</td> <td>4.17%</td> </tr> </tbody> </table>	Choice	Number	Percentage	Strongly Agree	18	37.5%	Agree	16	33.33%	Uncertain	9	18.75%	Disagree	3	6.25%	Strongly Disagree	2	4.17%			
Choice	Number	Percentage																					
Strongly Agree	18	37.5%																					
Agree	16	33.33%																					
Uncertain	9	18.75%																					
Disagree	3	6.25%																					
Strongly Disagree	2	4.17%																					
2	The Instructor demonstrates knowledge of the subject	<table border="1"> <thead> <tr> <th>Choice</th> <th>Number</th> <th>Percentage</th> </tr> </thead> <tbody> <tr> <td>Strongly Agree</td> <td>18</td> <td>37.5%</td> </tr> <tr> <td>Agree</td> <td>18</td> <td>37.5%</td> </tr> <tr> <td>Uncertain</td> <td>7</td> <td>14.58%</td> </tr> <tr> <td>Disagree</td> <td>3</td> <td>6.25%</td> </tr> <tr> <td>Strongly Disagree</td> <td>2</td> <td>4.17%</td> </tr> </tbody> </table>	Choice	Number	Percentage	Strongly Agree	18	37.5%	Agree	18	37.5%	Uncertain	7	14.58%	Disagree	3	6.25%	Strongly Disagree	2	4.17%			
Choice	Number	Percentage																					
Strongly Agree	18	37.5%																					
Agree	18	37.5%																					
Uncertain	7	14.58%																					
Disagree	3	6.25%																					
Strongly Disagree	2	4.17%																					
3	The Instructor has completed the whole course	<table border="1"> <thead> <tr> <th>Choice</th> <th>Number</th> <th>Percentage</th> </tr> </thead> <tbody> <tr> <td>Strongly Agree</td> <td>15</td> <td>31.25%</td> </tr> <tr> <td>Agree</td> <td>18</td> <td>37.5%</td> </tr> <tr> <td>Uncertain</td> <td>8</td> <td>16.67%</td> </tr> <tr> <td>Disagree</td> <td>4</td> <td>8.33%</td> </tr> <tr> <td>Strongly Disagree</td> <td>3</td> <td>6.25%</td> </tr> </tbody> </table>	Choice	Number	Percentage	Strongly Agree	15	31.25%	Agree	18	37.5%	Uncertain	8	16.67%	Disagree	4	8.33%	Strongly Disagree	3	6.25%			
Choice	Number	Percentage																					
Strongly Agree	15	31.25%																					
Agree	18	37.5%																					
Uncertain	8	16.67%																					
Disagree	4	8.33%																					
Strongly Disagree	3	6.25%																					
4	The Instructor provides additional material apart from the textbook	<table border="1"> <thead> <tr> <th>Choice</th> <th>Number</th> <th>Percentage</th> </tr> </thead> <tbody> <tr> <td>Strongly Agree</td> <td>16</td> <td>33.33%</td> </tr> <tr> <td>Agree</td> <td>20</td> <td>41.67%</td> </tr> <tr> <td>Uncertain</td> <td>8</td> <td>16.67%</td> </tr> <tr> <td>Disagree</td> <td>2</td> <td>4.17%</td> </tr> <tr> <td>Strongly Disagree</td> <td>2</td> <td>4.17%</td> </tr> </tbody> </table>	Choice	Number	Percentage	Strongly Agree	16	33.33%	Agree	20	41.67%	Uncertain	8	16.67%	Disagree	2	4.17%	Strongly Disagree	2	4.17%			
Choice	Number	Percentage																					
Strongly Agree	16	33.33%																					
Agree	20	41.67%																					
Uncertain	8	16.67%																					
Disagree	2	4.17%																					
Strongly Disagree	2	4.17%																					

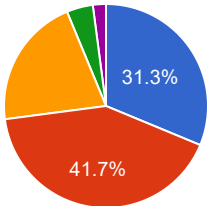
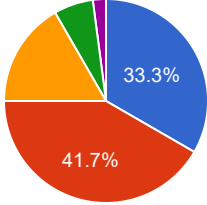
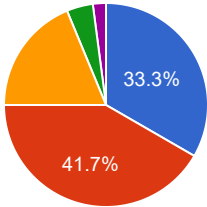
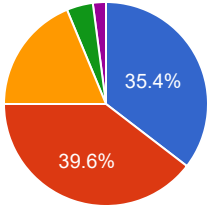
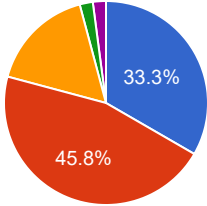
5	The Instructor gives citations regarding current situations with reference to Pakistani context	<table border="1"> <thead> <tr> <th>Choice</th> <th>Number</th> <th>Percentage</th> </tr> </thead> <tbody> <tr> <td>Strongly Agree</td> <td>17</td> <td>35.42%</td> </tr> <tr> <td>Agree</td> <td>22</td> <td>45.83%</td> </tr> <tr> <td>Uncertain</td> <td>5</td> <td>10.42%</td> </tr> <tr> <td>Disagree</td> <td>2</td> <td>4.17%</td> </tr> <tr> <td>Strongly Disagree</td> <td>2</td> <td>4.17%</td> </tr> </tbody> </table>	Choice	Number	Percentage	Strongly Agree	17	35.42%	Agree	22	45.83%	Uncertain	5	10.42%	Disagree	2	4.17%	Strongly Disagree	2	4.17%	<p> ● Stron... ● Agree ● Unce... ● Disa... ● Stron... </p>
Choice	Number	Percentage																			
Strongly Agree	17	35.42%																			
Agree	22	45.83%																			
Uncertain	5	10.42%																			
Disagree	2	4.17%																			
Strongly Disagree	2	4.17%																			
6	The Instructor communicates the subject matter effectively	<table border="1"> <thead> <tr> <th>Choice</th> <th>Number</th> <th>Percentage</th> </tr> </thead> <tbody> <tr> <td>Strongly Agree</td> <td>16</td> <td>33.33%</td> </tr> <tr> <td>Agree</td> <td>23</td> <td>47.92%</td> </tr> <tr> <td>Uncertain</td> <td>5</td> <td>10.42%</td> </tr> <tr> <td>Disagree</td> <td>2</td> <td>4.17%</td> </tr> <tr> <td>Strongly Disagree</td> <td>2</td> <td>4.17%</td> </tr> </tbody> </table>	Choice	Number	Percentage	Strongly Agree	16	33.33%	Agree	23	47.92%	Uncertain	5	10.42%	Disagree	2	4.17%	Strongly Disagree	2	4.17%	<p> ● Stron... ● Agree ● Unce... ● Disa... ● Stron... </p>
Choice	Number	Percentage																			
Strongly Agree	16	33.33%																			
Agree	23	47.92%																			
Uncertain	5	10.42%																			
Disagree	2	4.17%																			
Strongly Disagree	2	4.17%																			
7	The Instructor shows respect towards students and encourages class participation	<table border="1"> <thead> <tr> <th>Choice</th> <th>Number</th> <th>Percentage</th> </tr> </thead> <tbody> <tr> <td>Strongly Agree</td> <td>19</td> <td>39.58%</td> </tr> <tr> <td>Agree</td> <td>22</td> <td>45.83%</td> </tr> <tr> <td>Uncertain</td> <td>4</td> <td>8.33%</td> </tr> <tr> <td>Disagree</td> <td>1</td> <td>2.08%</td> </tr> <tr> <td>Strongly Disagree</td> <td>2</td> <td>4.17%</td> </tr> </tbody> </table>	Choice	Number	Percentage	Strongly Agree	19	39.58%	Agree	22	45.83%	Uncertain	4	8.33%	Disagree	1	2.08%	Strongly Disagree	2	4.17%	<p> ● Stron... ● Agree ● Unce... ● Disa... ● Stron... </p>
Choice	Number	Percentage																			
Strongly Agree	19	39.58%																			
Agree	22	45.83%																			
Uncertain	4	8.33%																			
Disagree	1	2.08%																			
Strongly Disagree	2	4.17%																			
8	The Instructor maintains an environment that is conducive to learning	<table border="1"> <thead> <tr> <th>Choice</th> <th>Number</th> <th>Percentage</th> </tr> </thead> <tbody> <tr> <td>Strongly Agree</td> <td>19</td> <td>39.58%</td> </tr> <tr> <td>Agree</td> <td>21</td> <td>43.75%</td> </tr> <tr> <td>Uncertain</td> <td>4</td> <td>8.33%</td> </tr> <tr> <td>Disagree</td> <td>2</td> <td>4.17%</td> </tr> <tr> <td>Strongly Disagree</td> <td>2</td> <td>4.17%</td> </tr> </tbody> </table>	Choice	Number	Percentage	Strongly Agree	19	39.58%	Agree	21	43.75%	Uncertain	4	8.33%	Disagree	2	4.17%	Strongly Disagree	2	4.17%	<p> ● Stron... ● Agree ● Unce... ● Disa... ● Stron... </p>
Choice	Number	Percentage																			
Strongly Agree	19	39.58%																			
Agree	21	43.75%																			
Uncertain	4	8.33%																			
Disagree	2	4.17%																			
Strongly Disagree	2	4.17%																			
9	The Instructor arrives on time	<table border="1"> <thead> <tr> <th>Choice</th> <th>Number</th> <th>Percentage</th> </tr> </thead> <tbody> <tr> <td>Strongly Agree</td> <td>18</td> <td>37.5%</td> </tr> <tr> <td>Agree</td> <td>20</td> <td>41.67%</td> </tr> <tr> <td>Uncertain</td> <td>5</td> <td>10.42%</td> </tr> <tr> <td>Disagree</td> <td>3</td> <td>6.25%</td> </tr> <tr> <td>Strongly Disagree</td> <td>2</td> <td>4.17%</td> </tr> </tbody> </table>	Choice	Number	Percentage	Strongly Agree	18	37.5%	Agree	20	41.67%	Uncertain	5	10.42%	Disagree	3	6.25%	Strongly Disagree	2	4.17%	<p> ● Stron... ● Agree ● Unce... ● Disa... ● Stron... </p>
Choice	Number	Percentage																			
Strongly Agree	18	37.5%																			
Agree	20	41.67%																			
Uncertain	5	10.42%																			
Disagree	3	6.25%																			
Strongly Disagree	2	4.17%																			

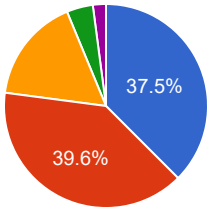
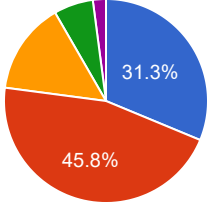
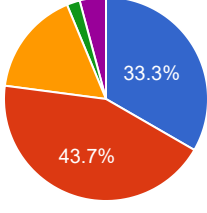
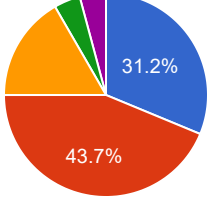
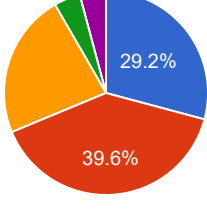
10	The Instructor leaves on time	<table border="1"> <thead> <tr> <th>Choice</th> <th>Number</th> <th>Percentage</th> </tr> </thead> <tbody> <tr> <td>Strongly Agree</td> <td>19</td> <td>39.58%</td> </tr> <tr> <td>Agree</td> <td>20</td> <td>41.67%</td> </tr> <tr> <td>Uncertain</td> <td>6</td> <td>12.5%</td> </tr> <tr> <td>Disagree</td> <td>1</td> <td>2.08%</td> </tr> <tr> <td>Strongly Disagree</td> <td>2</td> <td>4.17%</td> </tr> </tbody> </table>	Choice	Number	Percentage	Strongly Agree	19	39.58%	Agree	20	41.67%	Uncertain	6	12.5%	Disagree	1	2.08%	Strongly Disagree	2	4.17%	<p> ● Stron... ● Agree ● Unce... ● Disa... ● Stron... </p>
Choice	Number	Percentage																			
Strongly Agree	19	39.58%																			
Agree	20	41.67%																			
Uncertain	6	12.5%																			
Disagree	1	2.08%																			
Strongly Disagree	2	4.17%																			
11	The Instructor is fair in examination	<table border="1"> <thead> <tr> <th>Choice</th> <th>Number</th> <th>Percentage</th> </tr> </thead> <tbody> <tr> <td>Strongly Agree</td> <td>19</td> <td>39.58%</td> </tr> <tr> <td>Agree</td> <td>18</td> <td>37.5%</td> </tr> <tr> <td>Uncertain</td> <td>6</td> <td>12.5%</td> </tr> <tr> <td>Disagree</td> <td>3</td> <td>6.25%</td> </tr> <tr> <td>Strongly Disagree</td> <td>2</td> <td>4.17%</td> </tr> </tbody> </table>	Choice	Number	Percentage	Strongly Agree	19	39.58%	Agree	18	37.5%	Uncertain	6	12.5%	Disagree	3	6.25%	Strongly Disagree	2	4.17%	<p> ● Stron... ● Agree ● Unce... ● Disa... ● Stron... </p>
Choice	Number	Percentage																			
Strongly Agree	19	39.58%																			
Agree	18	37.5%																			
Uncertain	6	12.5%																			
Disagree	3	6.25%																			
Strongly Disagree	2	4.17%																			
12	The Instructor returns the graded scripts etc. in a reasonable amount of time	<table border="1"> <thead> <tr> <th>Choice</th> <th>Number</th> <th>Percentage</th> </tr> </thead> <tbody> <tr> <td>Strongly Agree</td> <td>19</td> <td>39.58%</td> </tr> <tr> <td>Agree</td> <td>21</td> <td>43.75%</td> </tr> <tr> <td>Uncertain</td> <td>5</td> <td>10.42%</td> </tr> <tr> <td>Disagree</td> <td>1</td> <td>2.08%</td> </tr> <tr> <td>Strongly Disagree</td> <td>2</td> <td>4.17%</td> </tr> </tbody> </table>	Choice	Number	Percentage	Strongly Agree	19	39.58%	Agree	21	43.75%	Uncertain	5	10.42%	Disagree	1	2.08%	Strongly Disagree	2	4.17%	<p> ● Stron... ● Agree ● Unce... ● Disa... ● Stron... </p>
Choice	Number	Percentage																			
Strongly Agree	19	39.58%																			
Agree	21	43.75%																			
Uncertain	5	10.42%																			
Disagree	1	2.08%																			
Strongly Disagree	2	4.17%																			
13	The Instructor was available during the specified office hours and for after class consultations	<table border="1"> <thead> <tr> <th>Choice</th> <th>Number</th> <th>Percentage</th> </tr> </thead> <tbody> <tr> <td>Strongly Agree</td> <td>19</td> <td>39.58%</td> </tr> <tr> <td>Agree</td> <td>19</td> <td>39.58%</td> </tr> <tr> <td>Uncertain</td> <td>7</td> <td>14.58%</td> </tr> <tr> <td>Disagree</td> <td>1</td> <td>2.08%</td> </tr> <tr> <td>Strongly Disagree</td> <td>2</td> <td>4.17%</td> </tr> </tbody> </table>	Choice	Number	Percentage	Strongly Agree	19	39.58%	Agree	19	39.58%	Uncertain	7	14.58%	Disagree	1	2.08%	Strongly Disagree	2	4.17%	<p> ● Stron... ● Agree ● Unce... ● Disa... ● Stron... </p>
Choice	Number	Percentage																			
Strongly Agree	19	39.58%																			
Agree	19	39.58%																			
Uncertain	7	14.58%																			
Disagree	1	2.08%																			
Strongly Disagree	2	4.17%																			
14	The Subject matter presented in the course has increased your knowledge of the subject	<table border="1"> <thead> <tr> <th>Choice</th> <th>Number</th> <th>Percentage</th> </tr> </thead> <tbody> <tr> <td>Strongly Agree</td> <td>19</td> <td>39.58%</td> </tr> <tr> <td>Agree</td> <td>20</td> <td>41.67%</td> </tr> <tr> <td>Uncertain</td> <td>6</td> <td>12.5%</td> </tr> <tr> <td>Disagree</td> <td>1</td> <td>2.08%</td> </tr> <tr> <td>Strongly Disagree</td> <td>2</td> <td>4.17%</td> </tr> </tbody> </table>	Choice	Number	Percentage	Strongly Agree	19	39.58%	Agree	20	41.67%	Uncertain	6	12.5%	Disagree	1	2.08%	Strongly Disagree	2	4.17%	<p> ● Stron... ● Agree ● Unce... ● Disa... ● Stron... </p>
Choice	Number	Percentage																			
Strongly Agree	19	39.58%																			
Agree	20	41.67%																			
Uncertain	6	12.5%																			
Disagree	1	2.08%																			
Strongly Disagree	2	4.17%																			

15	The syllabus clearly states course objectives requirements, procedures and grading criteria	<table border="1"> <thead> <tr> <th>Choice</th> <th>Number</th> <th>Percentage</th> </tr> </thead> <tbody> <tr> <td>Strongly Agree</td> <td>17</td> <td>35.42%</td> </tr> <tr> <td>Agree</td> <td>22</td> <td>45.83%</td> </tr> <tr> <td>Uncertain</td> <td>6</td> <td>12.5%</td> </tr> <tr> <td>Disagree</td> <td>1</td> <td>2.08%</td> </tr> <tr> <td>Strongly Disagree</td> <td>2</td> <td>4.17%</td> </tr> </tbody> </table>	Choice	Number	Percentage	Strongly Agree	17	35.42%	Agree	22	45.83%	Uncertain	6	12.5%	Disagree	1	2.08%	Strongly Disagree	2	4.17%	
Choice	Number	Percentage																			
Strongly Agree	17	35.42%																			
Agree	22	45.83%																			
Uncertain	6	12.5%																			
Disagree	1	2.08%																			
Strongly Disagree	2	4.17%																			
16	The course integrates theoretical course concepts with real-world applications	<table border="1"> <thead> <tr> <th>Choice</th> <th>Number</th> <th>Percentage</th> </tr> </thead> <tbody> <tr> <td>Strongly Agree</td> <td>18</td> <td>37.5%</td> </tr> <tr> <td>Agree</td> <td>20</td> <td>41.67%</td> </tr> <tr> <td>Uncertain</td> <td>6</td> <td>12.5%</td> </tr> <tr> <td>Disagree</td> <td>2</td> <td>4.17%</td> </tr> <tr> <td>Strongly Disagree</td> <td>2</td> <td>4.17%</td> </tr> </tbody> </table>	Choice	Number	Percentage	Strongly Agree	18	37.5%	Agree	20	41.67%	Uncertain	6	12.5%	Disagree	2	4.17%	Strongly Disagree	2	4.17%	
Choice	Number	Percentage																			
Strongly Agree	18	37.5%																			
Agree	20	41.67%																			
Uncertain	6	12.5%																			
Disagree	2	4.17%																			
Strongly Disagree	2	4.17%																			
17	The assignments and exams covered the materials presented in the course	<table border="1"> <thead> <tr> <th>Choice</th> <th>Number</th> <th>Percentage</th> </tr> </thead> <tbody> <tr> <td>Strongly Agree</td> <td>19</td> <td>39.58%</td> </tr> <tr> <td>Agree</td> <td>18</td> <td>37.5%</td> </tr> <tr> <td>Uncertain</td> <td>5</td> <td>10.42%</td> </tr> <tr> <td>Disagree</td> <td>3</td> <td>6.25%</td> </tr> <tr> <td>Strongly Disagree</td> <td>3</td> <td>6.25%</td> </tr> </tbody> </table>	Choice	Number	Percentage	Strongly Agree	19	39.58%	Agree	18	37.5%	Uncertain	5	10.42%	Disagree	3	6.25%	Strongly Disagree	3	6.25%	
Choice	Number	Percentage																			
Strongly Agree	19	39.58%																			
Agree	18	37.5%																			
Uncertain	5	10.42%																			
Disagree	3	6.25%																			
Strongly Disagree	3	6.25%																			
18	The course material is modern and updated	<table border="1"> <thead> <tr> <th>Choice</th> <th>Number</th> <th>Percentage</th> </tr> </thead> <tbody> <tr> <td>Strongly Agree</td> <td>19</td> <td>39.58%</td> </tr> <tr> <td>Agree</td> <td>16</td> <td>33.33%</td> </tr> <tr> <td>Uncertain</td> <td>6</td> <td>12.5%</td> </tr> <tr> <td>Disagree</td> <td>4</td> <td>8.33%</td> </tr> <tr> <td>Strongly Disagree</td> <td>3</td> <td>6.25%</td> </tr> </tbody> </table>	Choice	Number	Percentage	Strongly Agree	19	39.58%	Agree	16	33.33%	Uncertain	6	12.5%	Disagree	4	8.33%	Strongly Disagree	3	6.25%	
Choice	Number	Percentage																			
Strongly Agree	19	39.58%																			
Agree	16	33.33%																			
Uncertain	6	12.5%																			
Disagree	4	8.33%																			
Strongly Disagree	3	6.25%																			
Teachers Comment teaching method is good not good Good teacher Is very good Lattal bad ha has good way of teaching i just saying that kindly provide best teacher to this one course no prepare for class good teacher but we don't satisfied Good teacher		Course Comment Nt completed Not satisfied not completed The course out line has been done Arches is good read and Bill of quantity I am impress completer the course has beneficial materils the course is very good course is enough better... Completeted all courses																			

Teacher Evaluation - Program: 0254

Teacher Name: SAJID IQBAL		Course ID: CT-208(L) Course Title: Quantity Surveying & Contract Documents		Session: 2018 Fall																			
Shift: Weekend -- Section:		Total Strength: 53		Attempted: 48																			
S.No	Question	Opinions			Chart																		
1	The Instructor is prepared for each class	<table border="1"> <thead> <tr> <th>Choice</th> <th>Number</th> <th>Percentage</th> </tr> </thead> <tbody> <tr> <td>Strongly Agree</td> <td>16</td> <td>33.33%</td> </tr> <tr> <td>Agree</td> <td>18</td> <td>37.5%</td> </tr> <tr> <td>Uncertain</td> <td>10</td> <td>20.83%</td> </tr> <tr> <td>Disagree</td> <td>3</td> <td>6.25%</td> </tr> <tr> <td>Strongly Disagree</td> <td>1</td> <td>2.08%</td> </tr> </tbody> </table>	Choice	Number	Percentage	Strongly Agree	16	33.33%	Agree	18	37.5%	Uncertain	10	20.83%	Disagree	3	6.25%	Strongly Disagree	1	2.08%			
Choice	Number	Percentage																					
Strongly Agree	16	33.33%																					
Agree	18	37.5%																					
Uncertain	10	20.83%																					
Disagree	3	6.25%																					
Strongly Disagree	1	2.08%																					
2	The Instructor demonstrates knowledge of the subject	<table border="1"> <thead> <tr> <th>Choice</th> <th>Number</th> <th>Percentage</th> </tr> </thead> <tbody> <tr> <td>Strongly Agree</td> <td>15</td> <td>31.25%</td> </tr> <tr> <td>Agree</td> <td>21</td> <td>43.75%</td> </tr> <tr> <td>Uncertain</td> <td>7</td> <td>14.58%</td> </tr> <tr> <td>Disagree</td> <td>4</td> <td>8.33%</td> </tr> <tr> <td>Strongly Disagree</td> <td>1</td> <td>2.08%</td> </tr> </tbody> </table>	Choice	Number	Percentage	Strongly Agree	15	31.25%	Agree	21	43.75%	Uncertain	7	14.58%	Disagree	4	8.33%	Strongly Disagree	1	2.08%			
Choice	Number	Percentage																					
Strongly Agree	15	31.25%																					
Agree	21	43.75%																					
Uncertain	7	14.58%																					
Disagree	4	8.33%																					
Strongly Disagree	1	2.08%																					
3	The Instructor has completed the whole course	<table border="1"> <thead> <tr> <th>Choice</th> <th>Number</th> <th>Percentage</th> </tr> </thead> <tbody> <tr> <td>Strongly Agree</td> <td>16</td> <td>33.33%</td> </tr> <tr> <td>Agree</td> <td>18</td> <td>37.5%</td> </tr> <tr> <td>Uncertain</td> <td>7</td> <td>14.58%</td> </tr> <tr> <td>Disagree</td> <td>5</td> <td>10.42%</td> </tr> <tr> <td>Strongly Disagree</td> <td>2</td> <td>4.17%</td> </tr> </tbody> </table>	Choice	Number	Percentage	Strongly Agree	16	33.33%	Agree	18	37.5%	Uncertain	7	14.58%	Disagree	5	10.42%	Strongly Disagree	2	4.17%			
Choice	Number	Percentage																					
Strongly Agree	16	33.33%																					
Agree	18	37.5%																					
Uncertain	7	14.58%																					
Disagree	5	10.42%																					
Strongly Disagree	2	4.17%																					
4	The Instructor provides additional material apart from the textbook	<table border="1"> <thead> <tr> <th>Choice</th> <th>Number</th> <th>Percentage</th> </tr> </thead> <tbody> <tr> <td>Strongly Agree</td> <td>15</td> <td>31.25%</td> </tr> <tr> <td>Agree</td> <td>19</td> <td>39.58%</td> </tr> <tr> <td>Uncertain</td> <td>9</td> <td>18.75%</td> </tr> <tr> <td>Disagree</td> <td>4</td> <td>8.33%</td> </tr> <tr> <td>Strongly Disagree</td> <td>1</td> <td>2.08%</td> </tr> </tbody> </table>	Choice	Number	Percentage	Strongly Agree	15	31.25%	Agree	19	39.58%	Uncertain	9	18.75%	Disagree	4	8.33%	Strongly Disagree	1	2.08%			
Choice	Number	Percentage																					
Strongly Agree	15	31.25%																					
Agree	19	39.58%																					
Uncertain	9	18.75%																					
Disagree	4	8.33%																					
Strongly Disagree	1	2.08%																					

5	The Instructor gives citations regarding current situations with reference to Pakistani context	<table border="1"> <thead> <tr> <th>Choice</th> <th>Number</th> <th>Percentage</th> </tr> </thead> <tbody> <tr> <td>Strongly Agree</td> <td>15</td> <td>31.25%</td> </tr> <tr> <td>Agree</td> <td>20</td> <td>41.67%</td> </tr> <tr> <td>Uncertain</td> <td>10</td> <td>20.83%</td> </tr> <tr> <td>Disagree</td> <td>2</td> <td>4.17%</td> </tr> <tr> <td>Strongly Disagree</td> <td>1</td> <td>2.08%</td> </tr> </tbody> </table>	Choice	Number	Percentage	Strongly Agree	15	31.25%	Agree	20	41.67%	Uncertain	10	20.83%	Disagree	2	4.17%	Strongly Disagree	1	2.08%	 <ul style="list-style-type: none"> ● Stron... ● Agree ● Unce... ● Disa... ● Stron...
Choice	Number	Percentage																			
Strongly Agree	15	31.25%																			
Agree	20	41.67%																			
Uncertain	10	20.83%																			
Disagree	2	4.17%																			
Strongly Disagree	1	2.08%																			
6	The Instructor communicates the subject matter effectively	<table border="1"> <thead> <tr> <th>Choice</th> <th>Number</th> <th>Percentage</th> </tr> </thead> <tbody> <tr> <td>Strongly Agree</td> <td>16</td> <td>33.33%</td> </tr> <tr> <td>Agree</td> <td>20</td> <td>41.67%</td> </tr> <tr> <td>Uncertain</td> <td>8</td> <td>16.67%</td> </tr> <tr> <td>Disagree</td> <td>3</td> <td>6.25%</td> </tr> <tr> <td>Strongly Disagree</td> <td>1</td> <td>2.08%</td> </tr> </tbody> </table>	Choice	Number	Percentage	Strongly Agree	16	33.33%	Agree	20	41.67%	Uncertain	8	16.67%	Disagree	3	6.25%	Strongly Disagree	1	2.08%	 <ul style="list-style-type: none"> ● Stron... ● Agree ● Unce... ● Disa... ● Stron...
Choice	Number	Percentage																			
Strongly Agree	16	33.33%																			
Agree	20	41.67%																			
Uncertain	8	16.67%																			
Disagree	3	6.25%																			
Strongly Disagree	1	2.08%																			
7	The Instructor shows respect towards students and encourages class participation	<table border="1"> <thead> <tr> <th>Choice</th> <th>Number</th> <th>Percentage</th> </tr> </thead> <tbody> <tr> <td>Strongly Agree</td> <td>16</td> <td>33.33%</td> </tr> <tr> <td>Agree</td> <td>20</td> <td>41.67%</td> </tr> <tr> <td>Uncertain</td> <td>9</td> <td>18.75%</td> </tr> <tr> <td>Disagree</td> <td>2</td> <td>4.17%</td> </tr> <tr> <td>Strongly Disagree</td> <td>1</td> <td>2.08%</td> </tr> </tbody> </table>	Choice	Number	Percentage	Strongly Agree	16	33.33%	Agree	20	41.67%	Uncertain	9	18.75%	Disagree	2	4.17%	Strongly Disagree	1	2.08%	 <ul style="list-style-type: none"> ● Stron... ● Agree ● Unce... ● Disa... ● Stron...
Choice	Number	Percentage																			
Strongly Agree	16	33.33%																			
Agree	20	41.67%																			
Uncertain	9	18.75%																			
Disagree	2	4.17%																			
Strongly Disagree	1	2.08%																			
8	The Instructor maintains an environment that is conducive to learning	<table border="1"> <thead> <tr> <th>Choice</th> <th>Number</th> <th>Percentage</th> </tr> </thead> <tbody> <tr> <td>Strongly Agree</td> <td>17</td> <td>35.42%</td> </tr> <tr> <td>Agree</td> <td>19</td> <td>39.58%</td> </tr> <tr> <td>Uncertain</td> <td>9</td> <td>18.75%</td> </tr> <tr> <td>Disagree</td> <td>2</td> <td>4.17%</td> </tr> <tr> <td>Strongly Disagree</td> <td>1</td> <td>2.08%</td> </tr> </tbody> </table>	Choice	Number	Percentage	Strongly Agree	17	35.42%	Agree	19	39.58%	Uncertain	9	18.75%	Disagree	2	4.17%	Strongly Disagree	1	2.08%	 <ul style="list-style-type: none"> ● Stron... ● Agree ● Unce... ● Disa... ● Stron...
Choice	Number	Percentage																			
Strongly Agree	17	35.42%																			
Agree	19	39.58%																			
Uncertain	9	18.75%																			
Disagree	2	4.17%																			
Strongly Disagree	1	2.08%																			
9	The Instructor arrives on time	<table border="1"> <thead> <tr> <th>Choice</th> <th>Number</th> <th>Percentage</th> </tr> </thead> <tbody> <tr> <td>Strongly Agree</td> <td>16</td> <td>33.33%</td> </tr> <tr> <td>Agree</td> <td>22</td> <td>45.83%</td> </tr> <tr> <td>Uncertain</td> <td>8</td> <td>16.67%</td> </tr> <tr> <td>Disagree</td> <td>1</td> <td>2.08%</td> </tr> <tr> <td>Strongly Disagree</td> <td>1</td> <td>2.08%</td> </tr> </tbody> </table>	Choice	Number	Percentage	Strongly Agree	16	33.33%	Agree	22	45.83%	Uncertain	8	16.67%	Disagree	1	2.08%	Strongly Disagree	1	2.08%	 <ul style="list-style-type: none"> ● Stron... ● Agree ● Unce... ● Disa... ● Stron...
Choice	Number	Percentage																			
Strongly Agree	16	33.33%																			
Agree	22	45.83%																			
Uncertain	8	16.67%																			
Disagree	1	2.08%																			
Strongly Disagree	1	2.08%																			

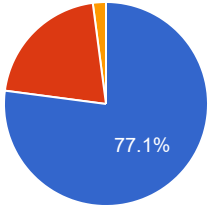
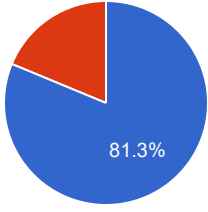
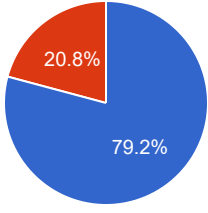
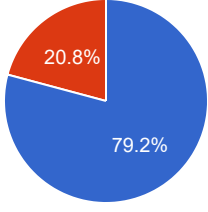
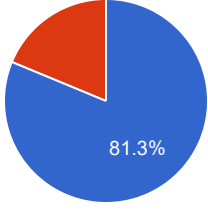
10	The Instructor leaves on time	<table border="1"> <thead> <tr> <th>Choice</th> <th>Number</th> <th>Percentage</th> </tr> </thead> <tbody> <tr> <td>Strongly Agree</td> <td>18</td> <td>37.5%</td> </tr> <tr> <td>Agree</td> <td>19</td> <td>39.58%</td> </tr> <tr> <td>Uncertain</td> <td>8</td> <td>16.67%</td> </tr> <tr> <td>Disagree</td> <td>2</td> <td>4.17%</td> </tr> <tr> <td>Strongly Disagree</td> <td>1</td> <td>2.08%</td> </tr> </tbody> </table>	Choice	Number	Percentage	Strongly Agree	18	37.5%	Agree	19	39.58%	Uncertain	8	16.67%	Disagree	2	4.17%	Strongly Disagree	1	2.08%	 <ul style="list-style-type: none"> ● Stron... ● Agree ● Unce... ● Disa... ● Stron...
Choice	Number	Percentage																			
Strongly Agree	18	37.5%																			
Agree	19	39.58%																			
Uncertain	8	16.67%																			
Disagree	2	4.17%																			
Strongly Disagree	1	2.08%																			
11	The Instructor is fair in examination	<table border="1"> <thead> <tr> <th>Choice</th> <th>Number</th> <th>Percentage</th> </tr> </thead> <tbody> <tr> <td>Strongly Agree</td> <td>15</td> <td>31.25%</td> </tr> <tr> <td>Agree</td> <td>22</td> <td>45.83%</td> </tr> <tr> <td>Uncertain</td> <td>7</td> <td>14.58%</td> </tr> <tr> <td>Disagree</td> <td>3</td> <td>6.25%</td> </tr> <tr> <td>Strongly Disagree</td> <td>1</td> <td>2.08%</td> </tr> </tbody> </table>	Choice	Number	Percentage	Strongly Agree	15	31.25%	Agree	22	45.83%	Uncertain	7	14.58%	Disagree	3	6.25%	Strongly Disagree	1	2.08%	 <ul style="list-style-type: none"> ● Stron... ● Agree ● Unce... ● Disa... ● Stron...
Choice	Number	Percentage																			
Strongly Agree	15	31.25%																			
Agree	22	45.83%																			
Uncertain	7	14.58%																			
Disagree	3	6.25%																			
Strongly Disagree	1	2.08%																			
12	The Instructor returns the graded scripts etc. in a reasonable amount of time	<table border="1"> <thead> <tr> <th>Choice</th> <th>Number</th> <th>Percentage</th> </tr> </thead> <tbody> <tr> <td>Strongly Agree</td> <td>16</td> <td>33.33%</td> </tr> <tr> <td>Agree</td> <td>21</td> <td>43.75%</td> </tr> <tr> <td>Uncertain</td> <td>8</td> <td>16.67%</td> </tr> <tr> <td>Disagree</td> <td>1</td> <td>2.08%</td> </tr> <tr> <td>Strongly Disagree</td> <td>2</td> <td>4.17%</td> </tr> </tbody> </table>	Choice	Number	Percentage	Strongly Agree	16	33.33%	Agree	21	43.75%	Uncertain	8	16.67%	Disagree	1	2.08%	Strongly Disagree	2	4.17%	 <ul style="list-style-type: none"> ● Stron... ● Agree ● Unce... ● Disa... ● Stron...
Choice	Number	Percentage																			
Strongly Agree	16	33.33%																			
Agree	21	43.75%																			
Uncertain	8	16.67%																			
Disagree	1	2.08%																			
Strongly Disagree	2	4.17%																			
13	The Instructor was available during the specified office hours and for after class consultations	<table border="1"> <thead> <tr> <th>Choice</th> <th>Number</th> <th>Percentage</th> </tr> </thead> <tbody> <tr> <td>Strongly Agree</td> <td>15</td> <td>31.25%</td> </tr> <tr> <td>Agree</td> <td>21</td> <td>43.75%</td> </tr> <tr> <td>Uncertain</td> <td>8</td> <td>16.67%</td> </tr> <tr> <td>Disagree</td> <td>2</td> <td>4.17%</td> </tr> <tr> <td>Strongly Disagree</td> <td>2</td> <td>4.17%</td> </tr> </tbody> </table>	Choice	Number	Percentage	Strongly Agree	15	31.25%	Agree	21	43.75%	Uncertain	8	16.67%	Disagree	2	4.17%	Strongly Disagree	2	4.17%	 <ul style="list-style-type: none"> ● Stron... ● Agree ● Unce... ● Disa... ● Stron...
Choice	Number	Percentage																			
Strongly Agree	15	31.25%																			
Agree	21	43.75%																			
Uncertain	8	16.67%																			
Disagree	2	4.17%																			
Strongly Disagree	2	4.17%																			
14	The Subject matter presented in the course has increased your knowledge of the subject	<table border="1"> <thead> <tr> <th>Choice</th> <th>Number</th> <th>Percentage</th> </tr> </thead> <tbody> <tr> <td>Strongly Agree</td> <td>14</td> <td>29.17%</td> </tr> <tr> <td>Agree</td> <td>19</td> <td>39.58%</td> </tr> <tr> <td>Uncertain</td> <td>11</td> <td>22.92%</td> </tr> <tr> <td>Disagree</td> <td>2</td> <td>4.17%</td> </tr> <tr> <td>Strongly Disagree</td> <td>2</td> <td>4.17%</td> </tr> </tbody> </table>	Choice	Number	Percentage	Strongly Agree	14	29.17%	Agree	19	39.58%	Uncertain	11	22.92%	Disagree	2	4.17%	Strongly Disagree	2	4.17%	 <ul style="list-style-type: none"> ● Stron... ● Agree ● Unce... ● Disa... ● Stron...
Choice	Number	Percentage																			
Strongly Agree	14	29.17%																			
Agree	19	39.58%																			
Uncertain	11	22.92%																			
Disagree	2	4.17%																			
Strongly Disagree	2	4.17%																			

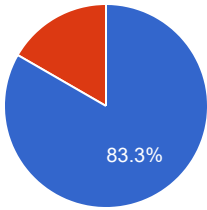
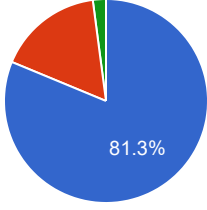
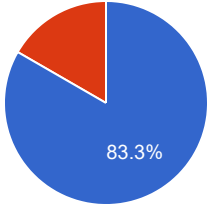
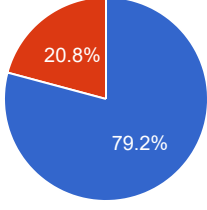
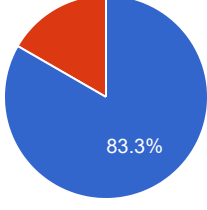
15	The syllabus clearly states course objectives requirements, procedures and grading criteria	<table border="1"> <thead> <tr> <th>Choice</th> <th>Number</th> <th>Percentage</th> </tr> </thead> <tbody> <tr> <td>Strongly Agree</td> <td>14</td> <td>29.17%</td> </tr> <tr> <td>Agree</td> <td>22</td> <td>45.83%</td> </tr> <tr> <td>Uncertain</td> <td>8</td> <td>16.67%</td> </tr> <tr> <td>Disagree</td> <td>2</td> <td>4.17%</td> </tr> <tr> <td>Strongly Disagree</td> <td>2</td> <td>4.17%</td> </tr> </tbody> </table>	Choice	Number	Percentage	Strongly Agree	14	29.17%	Agree	22	45.83%	Uncertain	8	16.67%	Disagree	2	4.17%	Strongly Disagree	2	4.17%	
Choice	Number	Percentage																			
Strongly Agree	14	29.17%																			
Agree	22	45.83%																			
Uncertain	8	16.67%																			
Disagree	2	4.17%																			
Strongly Disagree	2	4.17%																			
16	The course integrates theoretical course concepts with real-world applications	<table border="1"> <thead> <tr> <th>Choice</th> <th>Number</th> <th>Percentage</th> </tr> </thead> <tbody> <tr> <td>Strongly Agree</td> <td>15</td> <td>31.25%</td> </tr> <tr> <td>Agree</td> <td>20</td> <td>41.67%</td> </tr> <tr> <td>Uncertain</td> <td>9</td> <td>18.75%</td> </tr> <tr> <td>Disagree</td> <td>1</td> <td>2.08%</td> </tr> <tr> <td>Strongly Disagree</td> <td>3</td> <td>6.25%</td> </tr> </tbody> </table>	Choice	Number	Percentage	Strongly Agree	15	31.25%	Agree	20	41.67%	Uncertain	9	18.75%	Disagree	1	2.08%	Strongly Disagree	3	6.25%	
Choice	Number	Percentage																			
Strongly Agree	15	31.25%																			
Agree	20	41.67%																			
Uncertain	9	18.75%																			
Disagree	1	2.08%																			
Strongly Disagree	3	6.25%																			
17	The assignments and exams covered the materials presented in the course	<table border="1"> <thead> <tr> <th>Choice</th> <th>Number</th> <th>Percentage</th> </tr> </thead> <tbody> <tr> <td>Strongly Agree</td> <td>15</td> <td>31.25%</td> </tr> <tr> <td>Agree</td> <td>21</td> <td>43.75%</td> </tr> <tr> <td>Uncertain</td> <td>8</td> <td>16.67%</td> </tr> <tr> <td>Disagree</td> <td>2</td> <td>4.17%</td> </tr> <tr> <td>Strongly Disagree</td> <td>2</td> <td>4.17%</td> </tr> </tbody> </table>	Choice	Number	Percentage	Strongly Agree	15	31.25%	Agree	21	43.75%	Uncertain	8	16.67%	Disagree	2	4.17%	Strongly Disagree	2	4.17%	
Choice	Number	Percentage																			
Strongly Agree	15	31.25%																			
Agree	21	43.75%																			
Uncertain	8	16.67%																			
Disagree	2	4.17%																			
Strongly Disagree	2	4.17%																			
18	The course material is modern and updated	<table border="1"> <thead> <tr> <th>Choice</th> <th>Number</th> <th>Percentage</th> </tr> </thead> <tbody> <tr> <td>Strongly Agree</td> <td>15</td> <td>31.25%</td> </tr> <tr> <td>Agree</td> <td>18</td> <td>37.5%</td> </tr> <tr> <td>Uncertain</td> <td>9</td> <td>18.75%</td> </tr> <tr> <td>Disagree</td> <td>3</td> <td>6.25%</td> </tr> <tr> <td>Strongly Disagree</td> <td>3</td> <td>6.25%</td> </tr> </tbody> </table>	Choice	Number	Percentage	Strongly Agree	15	31.25%	Agree	18	37.5%	Uncertain	9	18.75%	Disagree	3	6.25%	Strongly Disagree	3	6.25%	
Choice	Number	Percentage																			
Strongly Agree	15	31.25%																			
Agree	18	37.5%																			
Uncertain	9	18.75%																			
Disagree	3	6.25%																			
Strongly Disagree	3	6.25%																			

<p>Teachers Comment</p> <p>Good teacher vvv good The teacher is very excellent and has a good method Best Teacher Is very good Partially he has good way of teaching the teacher is not good in teaching because he have no experience in teaching good teacher is good but not a professional Good teacher good</p>	<p>Course Comment</p> <p>not completed Prety good The course out line has been completed Lattal bad the course has important role in engineering i like the course but i am very disappointed by the teacher because he didnt teach us very well course is just ok not too good and not satisfied Completed all courses</p>
--	---

Teacher Evaluation - Program: 0254

Teacher Name: MUHAMMAD IMAD		Course ID: CT-207(L) Course Title: Mechanics of Solid		Session: 2018 Fall																			
Shift: Weekend -- Section:		Total Strength: 53		Attempted: 48																			
S.No	Question	Opinions			Chart																		
1	The Instructor is prepared for each class	<table border="1"> <thead> <tr> <th>Choice</th> <th>Number</th> <th>Percentage</th> </tr> </thead> <tbody> <tr> <td>Strongly Agree</td> <td>39</td> <td>81.25%</td> </tr> <tr> <td>Agree</td> <td>8</td> <td>16.67%</td> </tr> <tr> <td>Uncertain</td> <td>1</td> <td>2.08%</td> </tr> <tr> <td>Disagree</td> <td>0</td> <td>0%</td> </tr> <tr> <td>Strongly Disagree</td> <td>0</td> <td>0%</td> </tr> </tbody> </table>	Choice	Number	Percentage	Strongly Agree	39	81.25%	Agree	8	16.67%	Uncertain	1	2.08%	Disagree	0	0%	Strongly Disagree	0	0%	<p>81.3%</p>		
Choice	Number	Percentage																					
Strongly Agree	39	81.25%																					
Agree	8	16.67%																					
Uncertain	1	2.08%																					
Disagree	0	0%																					
Strongly Disagree	0	0%																					
2	The Instructor demonstrates knowledge of the subject	<table border="1"> <thead> <tr> <th>Choice</th> <th>Number</th> <th>Percentage</th> </tr> </thead> <tbody> <tr> <td>Strongly Agree</td> <td>40</td> <td>83.33%</td> </tr> <tr> <td>Agree</td> <td>8</td> <td>16.67%</td> </tr> <tr> <td>Uncertain</td> <td>0</td> <td>0%</td> </tr> <tr> <td>Disagree</td> <td>0</td> <td>0%</td> </tr> <tr> <td>Strongly Disagree</td> <td>0</td> <td>0%</td> </tr> </tbody> </table>	Choice	Number	Percentage	Strongly Agree	40	83.33%	Agree	8	16.67%	Uncertain	0	0%	Disagree	0	0%	Strongly Disagree	0	0%	<p>83.3%</p>		
Choice	Number	Percentage																					
Strongly Agree	40	83.33%																					
Agree	8	16.67%																					
Uncertain	0	0%																					
Disagree	0	0%																					
Strongly Disagree	0	0%																					
3	The Instructor has completed the whole course	<table border="1"> <thead> <tr> <th>Choice</th> <th>Number</th> <th>Percentage</th> </tr> </thead> <tbody> <tr> <td>Strongly Agree</td> <td>40</td> <td>83.33%</td> </tr> <tr> <td>Agree</td> <td>8</td> <td>16.67%</td> </tr> <tr> <td>Uncertain</td> <td>0</td> <td>0%</td> </tr> <tr> <td>Disagree</td> <td>0</td> <td>0%</td> </tr> <tr> <td>Strongly Disagree</td> <td>0</td> <td>0%</td> </tr> </tbody> </table>	Choice	Number	Percentage	Strongly Agree	40	83.33%	Agree	8	16.67%	Uncertain	0	0%	Disagree	0	0%	Strongly Disagree	0	0%	<p>83.3%</p>		
Choice	Number	Percentage																					
Strongly Agree	40	83.33%																					
Agree	8	16.67%																					
Uncertain	0	0%																					
Disagree	0	0%																					
Strongly Disagree	0	0%																					
4	The Instructor provides additional material apart from the textbook	<table border="1"> <thead> <tr> <th>Choice</th> <th>Number</th> <th>Percentage</th> </tr> </thead> <tbody> <tr> <td>Strongly Agree</td> <td>37</td> <td>77.08%</td> </tr> <tr> <td>Agree</td> <td>10</td> <td>20.83%</td> </tr> <tr> <td>Uncertain</td> <td>1</td> <td>2.08%</td> </tr> <tr> <td>Disagree</td> <td>0</td> <td>0%</td> </tr> <tr> <td>Strongly Disagree</td> <td>0</td> <td>0%</td> </tr> </tbody> </table>	Choice	Number	Percentage	Strongly Agree	37	77.08%	Agree	10	20.83%	Uncertain	1	2.08%	Disagree	0	0%	Strongly Disagree	0	0%	<p>77.1%</p>		
Choice	Number	Percentage																					
Strongly Agree	37	77.08%																					
Agree	10	20.83%																					
Uncertain	1	2.08%																					
Disagree	0	0%																					
Strongly Disagree	0	0%																					

5	The Instructor gives citations regarding current situations with reference to Pakistani context	<table border="1"> <thead> <tr> <th>Choice</th> <th>Number</th> <th>Percentage</th> </tr> </thead> <tbody> <tr> <td>Strongly Agree</td> <td>37</td> <td>77.08%</td> </tr> <tr> <td>Agree</td> <td>10</td> <td>20.83%</td> </tr> <tr> <td>Uncertain</td> <td>1</td> <td>2.08%</td> </tr> <tr> <td>Disagree</td> <td>0</td> <td>0%</td> </tr> <tr> <td>Strongly Disagree</td> <td>0</td> <td>0%</td> </tr> </tbody> </table>	Choice	Number	Percentage	Strongly Agree	37	77.08%	Agree	10	20.83%	Uncertain	1	2.08%	Disagree	0	0%	Strongly Disagree	0	0%	 <p>77.1%</p> <ul style="list-style-type: none"> ● Stron... ● Agree ● Unce...
Choice	Number	Percentage																			
Strongly Agree	37	77.08%																			
Agree	10	20.83%																			
Uncertain	1	2.08%																			
Disagree	0	0%																			
Strongly Disagree	0	0%																			
6	The Instructor communicates the subject matter effectively	<table border="1"> <thead> <tr> <th>Choice</th> <th>Number</th> <th>Percentage</th> </tr> </thead> <tbody> <tr> <td>Strongly Agree</td> <td>39</td> <td>81.25%</td> </tr> <tr> <td>Agree</td> <td>9</td> <td>18.75%</td> </tr> <tr> <td>Uncertain</td> <td>0</td> <td>0%</td> </tr> <tr> <td>Disagree</td> <td>0</td> <td>0%</td> </tr> <tr> <td>Strongly Disagree</td> <td>0</td> <td>0%</td> </tr> </tbody> </table>	Choice	Number	Percentage	Strongly Agree	39	81.25%	Agree	9	18.75%	Uncertain	0	0%	Disagree	0	0%	Strongly Disagree	0	0%	 <p>81.3%</p> <ul style="list-style-type: none"> ● Stron... ● Agree
Choice	Number	Percentage																			
Strongly Agree	39	81.25%																			
Agree	9	18.75%																			
Uncertain	0	0%																			
Disagree	0	0%																			
Strongly Disagree	0	0%																			
7	The Instructor shows respect towards students and encourages class participation	<table border="1"> <thead> <tr> <th>Choice</th> <th>Number</th> <th>Percentage</th> </tr> </thead> <tbody> <tr> <td>Strongly Agree</td> <td>38</td> <td>79.17%</td> </tr> <tr> <td>Agree</td> <td>10</td> <td>20.83%</td> </tr> <tr> <td>Uncertain</td> <td>0</td> <td>0%</td> </tr> <tr> <td>Disagree</td> <td>0</td> <td>0%</td> </tr> <tr> <td>Strongly Disagree</td> <td>0</td> <td>0%</td> </tr> </tbody> </table>	Choice	Number	Percentage	Strongly Agree	38	79.17%	Agree	10	20.83%	Uncertain	0	0%	Disagree	0	0%	Strongly Disagree	0	0%	 <p>79.2%</p> <ul style="list-style-type: none"> ● Stron... ● Agree
Choice	Number	Percentage																			
Strongly Agree	38	79.17%																			
Agree	10	20.83%																			
Uncertain	0	0%																			
Disagree	0	0%																			
Strongly Disagree	0	0%																			
8	The Instructor maintains an environment that is conducive to learning	<table border="1"> <thead> <tr> <th>Choice</th> <th>Number</th> <th>Percentage</th> </tr> </thead> <tbody> <tr> <td>Strongly Agree</td> <td>38</td> <td>79.17%</td> </tr> <tr> <td>Agree</td> <td>10</td> <td>20.83%</td> </tr> <tr> <td>Uncertain</td> <td>0</td> <td>0%</td> </tr> <tr> <td>Disagree</td> <td>0</td> <td>0%</td> </tr> <tr> <td>Strongly Disagree</td> <td>0</td> <td>0%</td> </tr> </tbody> </table>	Choice	Number	Percentage	Strongly Agree	38	79.17%	Agree	10	20.83%	Uncertain	0	0%	Disagree	0	0%	Strongly Disagree	0	0%	 <p>79.2%</p> <ul style="list-style-type: none"> ● Stron... ● Agree
Choice	Number	Percentage																			
Strongly Agree	38	79.17%																			
Agree	10	20.83%																			
Uncertain	0	0%																			
Disagree	0	0%																			
Strongly Disagree	0	0%																			
9	The Instructor arrives on time	<table border="1"> <thead> <tr> <th>Choice</th> <th>Number</th> <th>Percentage</th> </tr> </thead> <tbody> <tr> <td>Strongly Agree</td> <td>39</td> <td>81.25%</td> </tr> <tr> <td>Agree</td> <td>9</td> <td>18.75%</td> </tr> <tr> <td>Uncertain</td> <td>0</td> <td>0%</td> </tr> <tr> <td>Disagree</td> <td>0</td> <td>0%</td> </tr> <tr> <td>Strongly Disagree</td> <td>0</td> <td>0%</td> </tr> </tbody> </table>	Choice	Number	Percentage	Strongly Agree	39	81.25%	Agree	9	18.75%	Uncertain	0	0%	Disagree	0	0%	Strongly Disagree	0	0%	 <p>81.3%</p> <ul style="list-style-type: none"> ● Stron... ● Agree
Choice	Number	Percentage																			
Strongly Agree	39	81.25%																			
Agree	9	18.75%																			
Uncertain	0	0%																			
Disagree	0	0%																			
Strongly Disagree	0	0%																			

10	The Instructor leaves on time	<table border="1"> <thead> <tr> <th>Choice</th> <th>Number</th> <th>Percentage</th> </tr> </thead> <tbody> <tr> <td>Strongly Agree</td> <td>40</td> <td>83.33%</td> </tr> <tr> <td>Agree</td> <td>8</td> <td>16.67%</td> </tr> <tr> <td>Uncertain</td> <td>0</td> <td>0%</td> </tr> <tr> <td>Disagree</td> <td>0</td> <td>0%</td> </tr> <tr> <td>Strongly Disagree</td> <td>0</td> <td>0%</td> </tr> </tbody> </table>	Choice	Number	Percentage	Strongly Agree	40	83.33%	Agree	8	16.67%	Uncertain	0	0%	Disagree	0	0%	Strongly Disagree	0	0%	 <p>83.3%</p> <ul style="list-style-type: none"> ● Stron... ● Agree
Choice	Number	Percentage																			
Strongly Agree	40	83.33%																			
Agree	8	16.67%																			
Uncertain	0	0%																			
Disagree	0	0%																			
Strongly Disagree	0	0%																			
11	The Instructor is fair in examination	<table border="1"> <thead> <tr> <th>Choice</th> <th>Number</th> <th>Percentage</th> </tr> </thead> <tbody> <tr> <td>Strongly Agree</td> <td>39</td> <td>81.25%</td> </tr> <tr> <td>Agree</td> <td>8</td> <td>16.67%</td> </tr> <tr> <td>Uncertain</td> <td>0</td> <td>0%</td> </tr> <tr> <td>Disagree</td> <td>1</td> <td>2.08%</td> </tr> <tr> <td>Strongly Disagree</td> <td>0</td> <td>0%</td> </tr> </tbody> </table>	Choice	Number	Percentage	Strongly Agree	39	81.25%	Agree	8	16.67%	Uncertain	0	0%	Disagree	1	2.08%	Strongly Disagree	0	0%	 <p>81.3%</p> <ul style="list-style-type: none"> ● Stron... ● Agree ● Disa...
Choice	Number	Percentage																			
Strongly Agree	39	81.25%																			
Agree	8	16.67%																			
Uncertain	0	0%																			
Disagree	1	2.08%																			
Strongly Disagree	0	0%																			
12	The Instructor returns the graded scripts etc. in a reasonable amount of time	<table border="1"> <thead> <tr> <th>Choice</th> <th>Number</th> <th>Percentage</th> </tr> </thead> <tbody> <tr> <td>Strongly Agree</td> <td>40</td> <td>83.33%</td> </tr> <tr> <td>Agree</td> <td>8</td> <td>16.67%</td> </tr> <tr> <td>Uncertain</td> <td>0</td> <td>0%</td> </tr> <tr> <td>Disagree</td> <td>0</td> <td>0%</td> </tr> <tr> <td>Strongly Disagree</td> <td>0</td> <td>0%</td> </tr> </tbody> </table>	Choice	Number	Percentage	Strongly Agree	40	83.33%	Agree	8	16.67%	Uncertain	0	0%	Disagree	0	0%	Strongly Disagree	0	0%	 <p>83.3%</p> <ul style="list-style-type: none"> ● Stron... ● Agree
Choice	Number	Percentage																			
Strongly Agree	40	83.33%																			
Agree	8	16.67%																			
Uncertain	0	0%																			
Disagree	0	0%																			
Strongly Disagree	0	0%																			
13	The Instructor was available during the specified office hours and for after class consultations	<table border="1"> <thead> <tr> <th>Choice</th> <th>Number</th> <th>Percentage</th> </tr> </thead> <tbody> <tr> <td>Strongly Agree</td> <td>38</td> <td>79.17%</td> </tr> <tr> <td>Agree</td> <td>10</td> <td>20.83%</td> </tr> <tr> <td>Uncertain</td> <td>0</td> <td>0%</td> </tr> <tr> <td>Disagree</td> <td>0</td> <td>0%</td> </tr> <tr> <td>Strongly Disagree</td> <td>0</td> <td>0%</td> </tr> </tbody> </table>	Choice	Number	Percentage	Strongly Agree	38	79.17%	Agree	10	20.83%	Uncertain	0	0%	Disagree	0	0%	Strongly Disagree	0	0%	 <p>79.2%</p> <ul style="list-style-type: none"> ● Stron... ● Agree
Choice	Number	Percentage																			
Strongly Agree	38	79.17%																			
Agree	10	20.83%																			
Uncertain	0	0%																			
Disagree	0	0%																			
Strongly Disagree	0	0%																			
14	The Subject matter presented in the course has increased your knowledge of the subject	<table border="1"> <thead> <tr> <th>Choice</th> <th>Number</th> <th>Percentage</th> </tr> </thead> <tbody> <tr> <td>Strongly Agree</td> <td>40</td> <td>83.33%</td> </tr> <tr> <td>Agree</td> <td>8</td> <td>16.67%</td> </tr> <tr> <td>Uncertain</td> <td>0</td> <td>0%</td> </tr> <tr> <td>Disagree</td> <td>0</td> <td>0%</td> </tr> <tr> <td>Strongly Disagree</td> <td>0</td> <td>0%</td> </tr> </tbody> </table>	Choice	Number	Percentage	Strongly Agree	40	83.33%	Agree	8	16.67%	Uncertain	0	0%	Disagree	0	0%	Strongly Disagree	0	0%	 <p>83.3%</p> <ul style="list-style-type: none"> ● Stron... ● Agree
Choice	Number	Percentage																			
Strongly Agree	40	83.33%																			
Agree	8	16.67%																			
Uncertain	0	0%																			
Disagree	0	0%																			
Strongly Disagree	0	0%																			

15	The syllabus clearly states course objectives requirements, procedures and grading criteria	<table border="1"> <thead> <tr> <th>Choice</th> <th>Number</th> <th>Percentage</th> </tr> </thead> <tbody> <tr> <td>Strongly Agree</td> <td>37</td> <td>77.08%</td> </tr> <tr> <td>Agree</td> <td>10</td> <td>20.83%</td> </tr> <tr> <td>Uncertain</td> <td>1</td> <td>2.08%</td> </tr> <tr> <td>Disagree</td> <td>0</td> <td>0%</td> </tr> <tr> <td>Strongly Disagree</td> <td>0</td> <td>0%</td> </tr> </tbody> </table>	Choice	Number	Percentage	Strongly Agree	37	77.08%	Agree	10	20.83%	Uncertain	1	2.08%	Disagree	0	0%	Strongly Disagree	0	0%	<p>A pie chart representing the survey data for item 15. The largest slice is blue, representing 'Strongly Agree' at 77.1%. A red slice represents 'Agree' at 20.83%, and a small yellow slice represents 'Uncertain' at 2.08%. The 'Disagree' and 'Strongly Disagree' categories are not visible as they represent 0%.</p>
Choice	Number	Percentage																			
Strongly Agree	37	77.08%																			
Agree	10	20.83%																			
Uncertain	1	2.08%																			
Disagree	0	0%																			
Strongly Disagree	0	0%																			
16	The course integrates theoretical course concepts with real-world applications	<table border="1"> <thead> <tr> <th>Choice</th> <th>Number</th> <th>Percentage</th> </tr> </thead> <tbody> <tr> <td>Strongly Agree</td> <td>39</td> <td>81.25%</td> </tr> <tr> <td>Agree</td> <td>8</td> <td>16.67%</td> </tr> <tr> <td>Uncertain</td> <td>1</td> <td>2.08%</td> </tr> <tr> <td>Disagree</td> <td>0</td> <td>0%</td> </tr> <tr> <td>Strongly Disagree</td> <td>0</td> <td>0%</td> </tr> </tbody> </table>	Choice	Number	Percentage	Strongly Agree	39	81.25%	Agree	8	16.67%	Uncertain	1	2.08%	Disagree	0	0%	Strongly Disagree	0	0%	<p>A pie chart representing the survey data for item 16. The largest slice is blue, representing 'Strongly Agree' at 81.3%. A red slice represents 'Agree' at 16.67%, and a small yellow slice represents 'Uncertain' at 2.08%. The 'Disagree' and 'Strongly Disagree' categories are not visible as they represent 0%.</p>
Choice	Number	Percentage																			
Strongly Agree	39	81.25%																			
Agree	8	16.67%																			
Uncertain	1	2.08%																			
Disagree	0	0%																			
Strongly Disagree	0	0%																			
17	The assignments and exams covered the materials presented in the course	<table border="1"> <thead> <tr> <th>Choice</th> <th>Number</th> <th>Percentage</th> </tr> </thead> <tbody> <tr> <td>Strongly Agree</td> <td>39</td> <td>81.25%</td> </tr> <tr> <td>Agree</td> <td>8</td> <td>16.67%</td> </tr> <tr> <td>Uncertain</td> <td>1</td> <td>2.08%</td> </tr> <tr> <td>Disagree</td> <td>0</td> <td>0%</td> </tr> <tr> <td>Strongly Disagree</td> <td>0</td> <td>0%</td> </tr> </tbody> </table>	Choice	Number	Percentage	Strongly Agree	39	81.25%	Agree	8	16.67%	Uncertain	1	2.08%	Disagree	0	0%	Strongly Disagree	0	0%	<p>A pie chart representing the survey data for item 17. The largest slice is blue, representing 'Strongly Agree' at 81.3%. A red slice represents 'Agree' at 16.67%, and a small yellow slice represents 'Uncertain' at 2.08%. The 'Disagree' and 'Strongly Disagree' categories are not visible as they represent 0%.</p>
Choice	Number	Percentage																			
Strongly Agree	39	81.25%																			
Agree	8	16.67%																			
Uncertain	1	2.08%																			
Disagree	0	0%																			
Strongly Disagree	0	0%																			
18	The course material is modern and updated	<table border="1"> <thead> <tr> <th>Choice</th> <th>Number</th> <th>Percentage</th> </tr> </thead> <tbody> <tr> <td>Strongly Agree</td> <td>38</td> <td>79.17%</td> </tr> <tr> <td>Agree</td> <td>9</td> <td>18.75%</td> </tr> <tr> <td>Uncertain</td> <td>1</td> <td>2.08%</td> </tr> <tr> <td>Disagree</td> <td>0</td> <td>0%</td> </tr> <tr> <td>Strongly Disagree</td> <td>0</td> <td>0%</td> </tr> </tbody> </table>	Choice	Number	Percentage	Strongly Agree	38	79.17%	Agree	9	18.75%	Uncertain	1	2.08%	Disagree	0	0%	Strongly Disagree	0	0%	<p>A pie chart representing the survey data for item 18. The largest slice is blue, representing 'Strongly Agree' at 79.2%. A red slice represents 'Agree' at 18.75%, and a small yellow slice represents 'Uncertain' at 2.08%. The 'Disagree' and 'Strongly Disagree' categories are not visible as they represent 0%.</p>
Choice	Number	Percentage																			
Strongly Agree	38	79.17%																			
Agree	9	18.75%																			
Uncertain	1	2.08%																			
Disagree	0	0%																			
Strongly Disagree	0	0%																			

Teachers Comment

very good teacher
Good teacher
very very good
nice method vvvv good
best teacher
He is good and his method is outstanding
The teacher is very excellent and he has a good method
Good teacher
Good teacher
sir IMAD is very good teacher and he teach us very will
Is very good
I am impressed
excellent
HE HAS GOOD AND CONCEPTUAL WAY OF TEACHING
Really teach us well and we perform all experiments in his class and he is verry attractive and good looking..
Well teacher Learn many things about topics Loving teacher
good

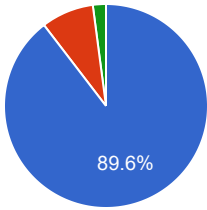
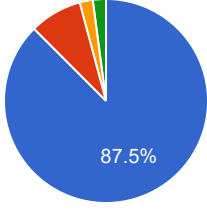
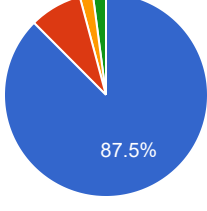
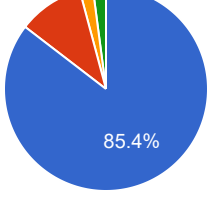
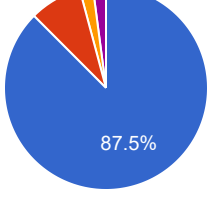
Course Comment

well delivered
80 perc coverd
I am satisfied this course
nice method vvvv good
completed
The course out line has been completed
all the course is finished in time ,
Very nice
THE COURSE IS ON BASICS OF ENGINEERING
course is finished and too easy because of teacher methadology
He did all the experiment

Teacher Evaluation - Program: 0254

Teacher Name: NIAZ MUHAMMAD		Course ID: MTS-124 Course Title: Applied Mathematics - II		Session: 2018 Fall																			
Shift: Weekend -- Section: A		Total Strength: 53		Attempted: 48																			
S.No	Question	Opinions			Chart																		
1	The Instructor is prepared for each class	<table border="1"> <thead> <tr> <th>Choice</th> <th>Number</th> <th>Percentage</th> </tr> </thead> <tbody> <tr> <td>Strongly Agree</td> <td>44</td> <td>91.67%</td> </tr> <tr> <td>Agree</td> <td>3</td> <td>6.25%</td> </tr> <tr> <td>Uncertain</td> <td>0</td> <td>0%</td> </tr> <tr> <td>Disagree</td> <td>1</td> <td>2.08%</td> </tr> <tr> <td>Strongly Disagree</td> <td>0</td> <td>0%</td> </tr> </tbody> </table>	Choice	Number	Percentage	Strongly Agree	44	91.67%	Agree	3	6.25%	Uncertain	0	0%	Disagree	1	2.08%	Strongly Disagree	0	0%	<p>91.7%</p>		
Choice	Number	Percentage																					
Strongly Agree	44	91.67%																					
Agree	3	6.25%																					
Uncertain	0	0%																					
Disagree	1	2.08%																					
Strongly Disagree	0	0%																					
2	The Instructor demonstrates knowledge of the subject	<table border="1"> <thead> <tr> <th>Choice</th> <th>Number</th> <th>Percentage</th> </tr> </thead> <tbody> <tr> <td>Strongly Agree</td> <td>44</td> <td>91.67%</td> </tr> <tr> <td>Agree</td> <td>2</td> <td>4.17%</td> </tr> <tr> <td>Uncertain</td> <td>1</td> <td>2.08%</td> </tr> <tr> <td>Disagree</td> <td>1</td> <td>2.08%</td> </tr> <tr> <td>Strongly Disagree</td> <td>0</td> <td>0%</td> </tr> </tbody> </table>	Choice	Number	Percentage	Strongly Agree	44	91.67%	Agree	2	4.17%	Uncertain	1	2.08%	Disagree	1	2.08%	Strongly Disagree	0	0%	<p>91.7%</p>		
Choice	Number	Percentage																					
Strongly Agree	44	91.67%																					
Agree	2	4.17%																					
Uncertain	1	2.08%																					
Disagree	1	2.08%																					
Strongly Disagree	0	0%																					
3	The Instructor has completed the whole course	<table border="1"> <thead> <tr> <th>Choice</th> <th>Number</th> <th>Percentage</th> </tr> </thead> <tbody> <tr> <td>Strongly Agree</td> <td>43</td> <td>89.58%</td> </tr> <tr> <td>Agree</td> <td>3</td> <td>6.25%</td> </tr> <tr> <td>Uncertain</td> <td>0</td> <td>0%</td> </tr> <tr> <td>Disagree</td> <td>2</td> <td>4.17%</td> </tr> <tr> <td>Strongly Disagree</td> <td>0</td> <td>0%</td> </tr> </tbody> </table>	Choice	Number	Percentage	Strongly Agree	43	89.58%	Agree	3	6.25%	Uncertain	0	0%	Disagree	2	4.17%	Strongly Disagree	0	0%	<p>89.6%</p>		
Choice	Number	Percentage																					
Strongly Agree	43	89.58%																					
Agree	3	6.25%																					
Uncertain	0	0%																					
Disagree	2	4.17%																					
Strongly Disagree	0	0%																					
4	The Instructor provides additional material apart from the textbook	<table border="1"> <thead> <tr> <th>Choice</th> <th>Number</th> <th>Percentage</th> </tr> </thead> <tbody> <tr> <td>Strongly Agree</td> <td>42</td> <td>87.5%</td> </tr> <tr> <td>Agree</td> <td>5</td> <td>10.42%</td> </tr> <tr> <td>Uncertain</td> <td>0</td> <td>0%</td> </tr> <tr> <td>Disagree</td> <td>1</td> <td>2.08%</td> </tr> <tr> <td>Strongly Disagree</td> <td>0</td> <td>0%</td> </tr> </tbody> </table>	Choice	Number	Percentage	Strongly Agree	42	87.5%	Agree	5	10.42%	Uncertain	0	0%	Disagree	1	2.08%	Strongly Disagree	0	0%	<p>87.5%</p>		
Choice	Number	Percentage																					
Strongly Agree	42	87.5%																					
Agree	5	10.42%																					
Uncertain	0	0%																					
Disagree	1	2.08%																					
Strongly Disagree	0	0%																					

5	The Instructor gives citations regarding current situations with reference to Pakistani context	<table border="1"> <thead> <tr> <th>Choice</th> <th>Number</th> <th>Percentage</th> </tr> </thead> <tbody> <tr> <td>Strongly Agree</td> <td>40</td> <td>83.33%</td> </tr> <tr> <td>Agree</td> <td>5</td> <td>10.42%</td> </tr> <tr> <td>Uncertain</td> <td>1</td> <td>2.08%</td> </tr> <tr> <td>Disagree</td> <td>1</td> <td>2.08%</td> </tr> <tr> <td>Strongly Disagree</td> <td>1</td> <td>2.08%</td> </tr> </tbody> </table>	Choice	Number	Percentage	Strongly Agree	40	83.33%	Agree	5	10.42%	Uncertain	1	2.08%	Disagree	1	2.08%	Strongly Disagree	1	2.08%	<p>83.3%</p> <ul style="list-style-type: none"> ● Stron... ● Agree ● Unce... ● Disa... ● Stron...
Choice	Number	Percentage																			
Strongly Agree	40	83.33%																			
Agree	5	10.42%																			
Uncertain	1	2.08%																			
Disagree	1	2.08%																			
Strongly Disagree	1	2.08%																			
6	The Instructor communicates the subject matter effectively	<table border="1"> <thead> <tr> <th>Choice</th> <th>Number</th> <th>Percentage</th> </tr> </thead> <tbody> <tr> <td>Strongly Agree</td> <td>41</td> <td>85.42%</td> </tr> <tr> <td>Agree</td> <td>5</td> <td>10.42%</td> </tr> <tr> <td>Uncertain</td> <td>0</td> <td>0%</td> </tr> <tr> <td>Disagree</td> <td>1</td> <td>2.08%</td> </tr> <tr> <td>Strongly Disagree</td> <td>1</td> <td>2.08%</td> </tr> </tbody> </table>	Choice	Number	Percentage	Strongly Agree	41	85.42%	Agree	5	10.42%	Uncertain	0	0%	Disagree	1	2.08%	Strongly Disagree	1	2.08%	<p>85.4%</p> <ul style="list-style-type: none"> ● Stron... ● Agree ● Disa... ● Stron...
Choice	Number	Percentage																			
Strongly Agree	41	85.42%																			
Agree	5	10.42%																			
Uncertain	0	0%																			
Disagree	1	2.08%																			
Strongly Disagree	1	2.08%																			
7	The Instructor shows respect towards students and encourages class participation	<table border="1"> <thead> <tr> <th>Choice</th> <th>Number</th> <th>Percentage</th> </tr> </thead> <tbody> <tr> <td>Strongly Agree</td> <td>42</td> <td>87.5%</td> </tr> <tr> <td>Agree</td> <td>4</td> <td>8.33%</td> </tr> <tr> <td>Uncertain</td> <td>0</td> <td>0%</td> </tr> <tr> <td>Disagree</td> <td>2</td> <td>4.17%</td> </tr> <tr> <td>Strongly Disagree</td> <td>0</td> <td>0%</td> </tr> </tbody> </table>	Choice	Number	Percentage	Strongly Agree	42	87.5%	Agree	4	8.33%	Uncertain	0	0%	Disagree	2	4.17%	Strongly Disagree	0	0%	<p>87.5%</p> <ul style="list-style-type: none"> ● Stron... ● Agree ● Disa...
Choice	Number	Percentage																			
Strongly Agree	42	87.5%																			
Agree	4	8.33%																			
Uncertain	0	0%																			
Disagree	2	4.17%																			
Strongly Disagree	0	0%																			
8	The Instructor maintains an environment that is conducive to learning	<table border="1"> <thead> <tr> <th>Choice</th> <th>Number</th> <th>Percentage</th> </tr> </thead> <tbody> <tr> <td>Strongly Agree</td> <td>41</td> <td>85.42%</td> </tr> <tr> <td>Agree</td> <td>5</td> <td>10.42%</td> </tr> <tr> <td>Uncertain</td> <td>1</td> <td>2.08%</td> </tr> <tr> <td>Disagree</td> <td>1</td> <td>2.08%</td> </tr> <tr> <td>Strongly Disagree</td> <td>0</td> <td>0%</td> </tr> </tbody> </table>	Choice	Number	Percentage	Strongly Agree	41	85.42%	Agree	5	10.42%	Uncertain	1	2.08%	Disagree	1	2.08%	Strongly Disagree	0	0%	<p>85.4%</p> <ul style="list-style-type: none"> ● Stron... ● Agree ● Unce... ● Disa...
Choice	Number	Percentage																			
Strongly Agree	41	85.42%																			
Agree	5	10.42%																			
Uncertain	1	2.08%																			
Disagree	1	2.08%																			
Strongly Disagree	0	0%																			
9	The Instructor arrives on time	<table border="1"> <thead> <tr> <th>Choice</th> <th>Number</th> <th>Percentage</th> </tr> </thead> <tbody> <tr> <td>Strongly Agree</td> <td>44</td> <td>91.67%</td> </tr> <tr> <td>Agree</td> <td>3</td> <td>6.25%</td> </tr> <tr> <td>Uncertain</td> <td>0</td> <td>0%</td> </tr> <tr> <td>Disagree</td> <td>1</td> <td>2.08%</td> </tr> <tr> <td>Strongly Disagree</td> <td>0</td> <td>0%</td> </tr> </tbody> </table>	Choice	Number	Percentage	Strongly Agree	44	91.67%	Agree	3	6.25%	Uncertain	0	0%	Disagree	1	2.08%	Strongly Disagree	0	0%	<p>91.7%</p> <ul style="list-style-type: none"> ● Stron... ● Agree ● Disa...
Choice	Number	Percentage																			
Strongly Agree	44	91.67%																			
Agree	3	6.25%																			
Uncertain	0	0%																			
Disagree	1	2.08%																			
Strongly Disagree	0	0%																			

10	The Instructor leaves on time	<table border="1"> <thead> <tr> <th>Choice</th> <th>Number</th> <th>Percentage</th> </tr> </thead> <tbody> <tr> <td>Strongly Agree</td> <td>43</td> <td>89.58%</td> </tr> <tr> <td>Agree</td> <td>4</td> <td>8.33%</td> </tr> <tr> <td>Uncertain</td> <td>0</td> <td>0%</td> </tr> <tr> <td>Disagree</td> <td>1</td> <td>2.08%</td> </tr> <tr> <td>Strongly Disagree</td> <td>0</td> <td>0%</td> </tr> </tbody> </table>	Choice	Number	Percentage	Strongly Agree	43	89.58%	Agree	4	8.33%	Uncertain	0	0%	Disagree	1	2.08%	Strongly Disagree	0	0%	 <ul style="list-style-type: none"> ● Stron... ● Agree ● Disa...
Choice	Number	Percentage																			
Strongly Agree	43	89.58%																			
Agree	4	8.33%																			
Uncertain	0	0%																			
Disagree	1	2.08%																			
Strongly Disagree	0	0%																			
11	The Instructor is fair in examination	<table border="1"> <thead> <tr> <th>Choice</th> <th>Number</th> <th>Percentage</th> </tr> </thead> <tbody> <tr> <td>Strongly Agree</td> <td>42</td> <td>87.5%</td> </tr> <tr> <td>Agree</td> <td>4</td> <td>8.33%</td> </tr> <tr> <td>Uncertain</td> <td>1</td> <td>2.08%</td> </tr> <tr> <td>Disagree</td> <td>1</td> <td>2.08%</td> </tr> <tr> <td>Strongly Disagree</td> <td>0</td> <td>0%</td> </tr> </tbody> </table>	Choice	Number	Percentage	Strongly Agree	42	87.5%	Agree	4	8.33%	Uncertain	1	2.08%	Disagree	1	2.08%	Strongly Disagree	0	0%	 <ul style="list-style-type: none"> ● Stron... ● Agree ● Unce... ● Disa...
Choice	Number	Percentage																			
Strongly Agree	42	87.5%																			
Agree	4	8.33%																			
Uncertain	1	2.08%																			
Disagree	1	2.08%																			
Strongly Disagree	0	0%																			
12	The Instructor returns the graded scripts etc. in a reasonable amount of time	<table border="1"> <thead> <tr> <th>Choice</th> <th>Number</th> <th>Percentage</th> </tr> </thead> <tbody> <tr> <td>Strongly Agree</td> <td>42</td> <td>87.5%</td> </tr> <tr> <td>Agree</td> <td>4</td> <td>8.33%</td> </tr> <tr> <td>Uncertain</td> <td>1</td> <td>2.08%</td> </tr> <tr> <td>Disagree</td> <td>1</td> <td>2.08%</td> </tr> <tr> <td>Strongly Disagree</td> <td>0</td> <td>0%</td> </tr> </tbody> </table>	Choice	Number	Percentage	Strongly Agree	42	87.5%	Agree	4	8.33%	Uncertain	1	2.08%	Disagree	1	2.08%	Strongly Disagree	0	0%	 <ul style="list-style-type: none"> ● Stron... ● Agree ● Unce... ● Disa...
Choice	Number	Percentage																			
Strongly Agree	42	87.5%																			
Agree	4	8.33%																			
Uncertain	1	2.08%																			
Disagree	1	2.08%																			
Strongly Disagree	0	0%																			
13	The Instructor was available during the specified office hours and for after class consultations	<table border="1"> <thead> <tr> <th>Choice</th> <th>Number</th> <th>Percentage</th> </tr> </thead> <tbody> <tr> <td>Strongly Agree</td> <td>41</td> <td>85.42%</td> </tr> <tr> <td>Agree</td> <td>5</td> <td>10.42%</td> </tr> <tr> <td>Uncertain</td> <td>1</td> <td>2.08%</td> </tr> <tr> <td>Disagree</td> <td>1</td> <td>2.08%</td> </tr> <tr> <td>Strongly Disagree</td> <td>0</td> <td>0%</td> </tr> </tbody> </table>	Choice	Number	Percentage	Strongly Agree	41	85.42%	Agree	5	10.42%	Uncertain	1	2.08%	Disagree	1	2.08%	Strongly Disagree	0	0%	 <ul style="list-style-type: none"> ● Stron... ● Agree ● Unce... ● Disa...
Choice	Number	Percentage																			
Strongly Agree	41	85.42%																			
Agree	5	10.42%																			
Uncertain	1	2.08%																			
Disagree	1	2.08%																			
Strongly Disagree	0	0%																			
14	The Subject matter presented in the course has increased your knowledge of the subject	<table border="1"> <thead> <tr> <th>Choice</th> <th>Number</th> <th>Percentage</th> </tr> </thead> <tbody> <tr> <td>Strongly Agree</td> <td>42</td> <td>87.5%</td> </tr> <tr> <td>Agree</td> <td>4</td> <td>8.33%</td> </tr> <tr> <td>Uncertain</td> <td>1</td> <td>2.08%</td> </tr> <tr> <td>Disagree</td> <td>0</td> <td>0%</td> </tr> <tr> <td>Strongly Disagree</td> <td>1</td> <td>2.08%</td> </tr> </tbody> </table>	Choice	Number	Percentage	Strongly Agree	42	87.5%	Agree	4	8.33%	Uncertain	1	2.08%	Disagree	0	0%	Strongly Disagree	1	2.08%	 <ul style="list-style-type: none"> ● Stron... ● Agree ● Unce... ● Stron...
Choice	Number	Percentage																			
Strongly Agree	42	87.5%																			
Agree	4	8.33%																			
Uncertain	1	2.08%																			
Disagree	0	0%																			
Strongly Disagree	1	2.08%																			

15	The syllabus clearly states course objectives requirements, procedures and grading criteria	<table border="1"> <thead> <tr> <th>Choice</th> <th>Number</th> <th>Percentage</th> </tr> </thead> <tbody> <tr> <td>Strongly Agree</td> <td>42</td> <td>87.5%</td> </tr> <tr> <td>Agree</td> <td>3</td> <td>6.25%</td> </tr> <tr> <td>Uncertain</td> <td>1</td> <td>2.08%</td> </tr> <tr> <td>Disagree</td> <td>1</td> <td>2.08%</td> </tr> <tr> <td>Strongly Disagree</td> <td>1</td> <td>2.08%</td> </tr> </tbody> </table>	Choice	Number	Percentage	Strongly Agree	42	87.5%	Agree	3	6.25%	Uncertain	1	2.08%	Disagree	1	2.08%	Strongly Disagree	1	2.08%	<p>87.5%</p>
Choice	Number	Percentage																			
Strongly Agree	42	87.5%																			
Agree	3	6.25%																			
Uncertain	1	2.08%																			
Disagree	1	2.08%																			
Strongly Disagree	1	2.08%																			
16	The course integrates theoretical course concepts with real-world applications	<table border="1"> <thead> <tr> <th>Choice</th> <th>Number</th> <th>Percentage</th> </tr> </thead> <tbody> <tr> <td>Strongly Agree</td> <td>41</td> <td>85.42%</td> </tr> <tr> <td>Agree</td> <td>5</td> <td>10.42%</td> </tr> <tr> <td>Uncertain</td> <td>0</td> <td>0%</td> </tr> <tr> <td>Disagree</td> <td>0</td> <td>0%</td> </tr> <tr> <td>Strongly Disagree</td> <td>2</td> <td>4.17%</td> </tr> </tbody> </table>	Choice	Number	Percentage	Strongly Agree	41	85.42%	Agree	5	10.42%	Uncertain	0	0%	Disagree	0	0%	Strongly Disagree	2	4.17%	<p>85.4%</p>
Choice	Number	Percentage																			
Strongly Agree	41	85.42%																			
Agree	5	10.42%																			
Uncertain	0	0%																			
Disagree	0	0%																			
Strongly Disagree	2	4.17%																			
17	The assignments and exams covered the materials presented in the course	<table border="1"> <thead> <tr> <th>Choice</th> <th>Number</th> <th>Percentage</th> </tr> </thead> <tbody> <tr> <td>Strongly Agree</td> <td>44</td> <td>91.67%</td> </tr> <tr> <td>Agree</td> <td>2</td> <td>4.17%</td> </tr> <tr> <td>Uncertain</td> <td>1</td> <td>2.08%</td> </tr> <tr> <td>Disagree</td> <td>0</td> <td>0%</td> </tr> <tr> <td>Strongly Disagree</td> <td>1</td> <td>2.08%</td> </tr> </tbody> </table>	Choice	Number	Percentage	Strongly Agree	44	91.67%	Agree	2	4.17%	Uncertain	1	2.08%	Disagree	0	0%	Strongly Disagree	1	2.08%	<p>91.7%</p>
Choice	Number	Percentage																			
Strongly Agree	44	91.67%																			
Agree	2	4.17%																			
Uncertain	1	2.08%																			
Disagree	0	0%																			
Strongly Disagree	1	2.08%																			
18	The course material is modern and updated	<table border="1"> <thead> <tr> <th>Choice</th> <th>Number</th> <th>Percentage</th> </tr> </thead> <tbody> <tr> <td>Strongly Agree</td> <td>42</td> <td>87.5%</td> </tr> <tr> <td>Agree</td> <td>4</td> <td>8.33%</td> </tr> <tr> <td>Uncertain</td> <td>1</td> <td>2.08%</td> </tr> <tr> <td>Disagree</td> <td>0</td> <td>0%</td> </tr> <tr> <td>Strongly Disagree</td> <td>1</td> <td>2.08%</td> </tr> </tbody> </table>	Choice	Number	Percentage	Strongly Agree	42	87.5%	Agree	4	8.33%	Uncertain	1	2.08%	Disagree	0	0%	Strongly Disagree	1	2.08%	<p>87.5%</p>
Choice	Number	Percentage																			
Strongly Agree	42	87.5%																			
Agree	4	8.33%																			
Uncertain	1	2.08%																			
Disagree	0	0%																			
Strongly Disagree	1	2.08%																			

Teachers Comment

his teaching method is good

all of best teacher nice man

He is just awesome....

Good teacher

vvvvv good

The teacher is very good and teaching method is very excellent and he has complete all the course outline.

Best Teacher in the city university

My best teacher

he is a good teacher and he also help every student in class , and his teaching methodology is very outstanding , i hope he can teach us in next semesters

Is very good

I am very impressed

nice method of teaching

he has good methodology of teaching

good teacher

a good personality and a good friend he teach us very well and we satisfied from him

Good teacher We learn alot from him Carrying teacher Love him

Course Comment

Very though one

I am satisfied this course

gvery good

vvvvv good

completed well

The mathematics course has been completed

the course is very awesome , and very easy for every student

complete and perfect

THE COURSE IS GIVING GREAT HELP TO SOLVE ENGINEERING CALCULATION

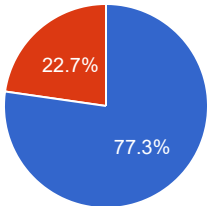
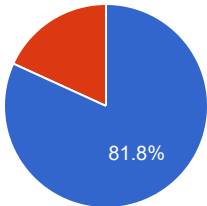
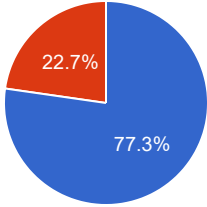
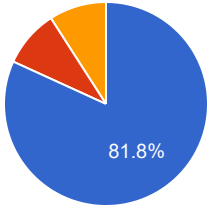
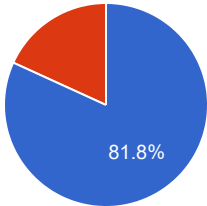
good teacher

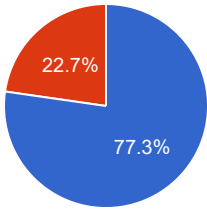
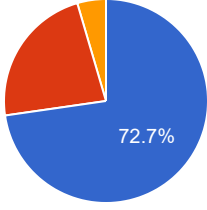
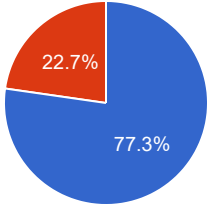
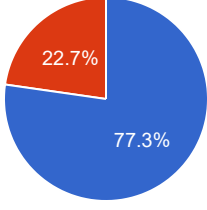
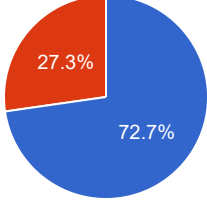
course is not too easy but we complete it

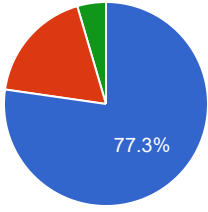
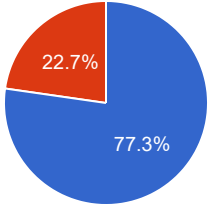
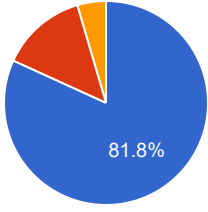
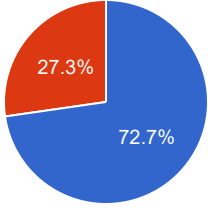
He completed all course

Teacher Evaluation - Program: 0254

Teacher Name: MUHAMMAD JUNAID		Course ID: CT-401 Course Title: Airport & Railways Engineering		Session: 2018 Fall																			
Shift: After noon -- Section:		Total Strength: 22		Attempted: 22																			
S.No	Question	Opinions			Chart																		
1	The Instructor is prepared for each class	<table border="1"> <thead> <tr> <th>Choice</th> <th>Number</th> <th>Percentage</th> </tr> </thead> <tbody> <tr> <td>Strongly Agree</td> <td>16</td> <td>72.73%</td> </tr> <tr> <td>Agree</td> <td>6</td> <td>27.27%</td> </tr> <tr> <td>Uncertain</td> <td>0</td> <td>0%</td> </tr> <tr> <td>Disagree</td> <td>0</td> <td>0%</td> </tr> <tr> <td>Strongly Disagree</td> <td>0</td> <td>0%</td> </tr> </tbody> </table>	Choice	Number	Percentage	Strongly Agree	16	72.73%	Agree	6	27.27%	Uncertain	0	0%	Disagree	0	0%	Strongly Disagree	0	0%	<p>A pie chart showing the distribution of responses for question 1. The chart is divided into two segments: a large blue segment representing 'Strongly Agree' at 72.7% and a smaller red segment representing 'Agree' at 27.3%. A legend to the right identifies the blue color as 'Stron...' and the red color as 'Agree'.</p>		
Choice	Number	Percentage																					
Strongly Agree	16	72.73%																					
Agree	6	27.27%																					
Uncertain	0	0%																					
Disagree	0	0%																					
Strongly Disagree	0	0%																					
2	The Instructor demonstrates knowledge of the subject	<table border="1"> <thead> <tr> <th>Choice</th> <th>Number</th> <th>Percentage</th> </tr> </thead> <tbody> <tr> <td>Strongly Agree</td> <td>17</td> <td>77.27%</td> </tr> <tr> <td>Agree</td> <td>4</td> <td>18.18%</td> </tr> <tr> <td>Uncertain</td> <td>0</td> <td>0%</td> </tr> <tr> <td>Disagree</td> <td>0</td> <td>0%</td> </tr> <tr> <td>Strongly Disagree</td> <td>1</td> <td>4.55%</td> </tr> </tbody> </table>	Choice	Number	Percentage	Strongly Agree	17	77.27%	Agree	4	18.18%	Uncertain	0	0%	Disagree	0	0%	Strongly Disagree	1	4.55%	<p>A pie chart showing the distribution of responses for question 2. The chart is divided into three segments: a large blue segment representing 'Strongly Agree' at 77.3%, a red segment representing 'Agree' at 18.18%, and a small purple segment representing 'Strongly Disagree' at 4.55%. A legend to the right identifies the blue color as 'Stron...', the red color as 'Agree', and the purple color as 'Stron...'.</p>		
Choice	Number	Percentage																					
Strongly Agree	17	77.27%																					
Agree	4	18.18%																					
Uncertain	0	0%																					
Disagree	0	0%																					
Strongly Disagree	1	4.55%																					
3	The Instructor has completed the whole course	<table border="1"> <thead> <tr> <th>Choice</th> <th>Number</th> <th>Percentage</th> </tr> </thead> <tbody> <tr> <td>Strongly Agree</td> <td>17</td> <td>77.27%</td> </tr> <tr> <td>Agree</td> <td>4</td> <td>18.18%</td> </tr> <tr> <td>Uncertain</td> <td>0</td> <td>0%</td> </tr> <tr> <td>Disagree</td> <td>0</td> <td>0%</td> </tr> <tr> <td>Strongly Disagree</td> <td>1</td> <td>4.55%</td> </tr> </tbody> </table>	Choice	Number	Percentage	Strongly Agree	17	77.27%	Agree	4	18.18%	Uncertain	0	0%	Disagree	0	0%	Strongly Disagree	1	4.55%	<p>A pie chart showing the distribution of responses for question 3. The chart is divided into three segments: a large blue segment representing 'Strongly Agree' at 77.3%, a red segment representing 'Agree' at 18.18%, and a small purple segment representing 'Strongly Disagree' at 4.55%. A legend to the right identifies the blue color as 'Stron...', the red color as 'Agree', and the purple color as 'Stron...'.</p>		
Choice	Number	Percentage																					
Strongly Agree	17	77.27%																					
Agree	4	18.18%																					
Uncertain	0	0%																					
Disagree	0	0%																					
Strongly Disagree	1	4.55%																					
4	The Instructor provides additional material apart from the textbook	<table border="1"> <thead> <tr> <th>Choice</th> <th>Number</th> <th>Percentage</th> </tr> </thead> <tbody> <tr> <td>Strongly Agree</td> <td>17</td> <td>77.27%</td> </tr> <tr> <td>Agree</td> <td>5</td> <td>22.73%</td> </tr> <tr> <td>Uncertain</td> <td>0</td> <td>0%</td> </tr> <tr> <td>Disagree</td> <td>0</td> <td>0%</td> </tr> <tr> <td>Strongly Disagree</td> <td>0</td> <td>0%</td> </tr> </tbody> </table>	Choice	Number	Percentage	Strongly Agree	17	77.27%	Agree	5	22.73%	Uncertain	0	0%	Disagree	0	0%	Strongly Disagree	0	0%	<p>A pie chart showing the distribution of responses for question 4. The chart is divided into two segments: a large blue segment representing 'Strongly Agree' at 77.3% and a red segment representing 'Agree' at 22.7%. A legend to the right identifies the blue color as 'Stron...' and the red color as 'Agree'.</p>		
Choice	Number	Percentage																					
Strongly Agree	17	77.27%																					
Agree	5	22.73%																					
Uncertain	0	0%																					
Disagree	0	0%																					
Strongly Disagree	0	0%																					

5	The Instructor gives citations regarding current situations with reference to Pakistani context	<table border="1"> <thead> <tr> <th>Choice</th> <th>Number</th> <th>Percentage</th> </tr> </thead> <tbody> <tr> <td>Strongly Agree</td> <td>17</td> <td>77.27%</td> </tr> <tr> <td>Agree</td> <td>5</td> <td>22.73%</td> </tr> <tr> <td>Uncertain</td> <td>0</td> <td>0%</td> </tr> <tr> <td>Disagree</td> <td>0</td> <td>0%</td> </tr> <tr> <td>Strongly Disagree</td> <td>0</td> <td>0%</td> </tr> </tbody> </table>	Choice	Number	Percentage	Strongly Agree	17	77.27%	Agree	5	22.73%	Uncertain	0	0%	Disagree	0	0%	Strongly Disagree	0	0%	 <p>● Stron... ● Agree</p>
Choice	Number	Percentage																			
Strongly Agree	17	77.27%																			
Agree	5	22.73%																			
Uncertain	0	0%																			
Disagree	0	0%																			
Strongly Disagree	0	0%																			
6	The Instructor communicates the subject matter effectively	<table border="1"> <thead> <tr> <th>Choice</th> <th>Number</th> <th>Percentage</th> </tr> </thead> <tbody> <tr> <td>Strongly Agree</td> <td>18</td> <td>81.82%</td> </tr> <tr> <td>Agree</td> <td>4</td> <td>18.18%</td> </tr> <tr> <td>Uncertain</td> <td>0</td> <td>0%</td> </tr> <tr> <td>Disagree</td> <td>0</td> <td>0%</td> </tr> <tr> <td>Strongly Disagree</td> <td>0</td> <td>0%</td> </tr> </tbody> </table>	Choice	Number	Percentage	Strongly Agree	18	81.82%	Agree	4	18.18%	Uncertain	0	0%	Disagree	0	0%	Strongly Disagree	0	0%	 <p>● Stron... ● Agree</p>
Choice	Number	Percentage																			
Strongly Agree	18	81.82%																			
Agree	4	18.18%																			
Uncertain	0	0%																			
Disagree	0	0%																			
Strongly Disagree	0	0%																			
7	The Instructor shows respect towards students and encourages class participation	<table border="1"> <thead> <tr> <th>Choice</th> <th>Number</th> <th>Percentage</th> </tr> </thead> <tbody> <tr> <td>Strongly Agree</td> <td>17</td> <td>77.27%</td> </tr> <tr> <td>Agree</td> <td>5</td> <td>22.73%</td> </tr> <tr> <td>Uncertain</td> <td>0</td> <td>0%</td> </tr> <tr> <td>Disagree</td> <td>0</td> <td>0%</td> </tr> <tr> <td>Strongly Disagree</td> <td>0</td> <td>0%</td> </tr> </tbody> </table>	Choice	Number	Percentage	Strongly Agree	17	77.27%	Agree	5	22.73%	Uncertain	0	0%	Disagree	0	0%	Strongly Disagree	0	0%	 <p>● Stron... ● Agree</p>
Choice	Number	Percentage																			
Strongly Agree	17	77.27%																			
Agree	5	22.73%																			
Uncertain	0	0%																			
Disagree	0	0%																			
Strongly Disagree	0	0%																			
8	The Instructor maintains an environment that is conducive to learning	<table border="1"> <thead> <tr> <th>Choice</th> <th>Number</th> <th>Percentage</th> </tr> </thead> <tbody> <tr> <td>Strongly Agree</td> <td>18</td> <td>81.82%</td> </tr> <tr> <td>Agree</td> <td>2</td> <td>9.09%</td> </tr> <tr> <td>Uncertain</td> <td>2</td> <td>9.09%</td> </tr> <tr> <td>Disagree</td> <td>0</td> <td>0%</td> </tr> <tr> <td>Strongly Disagree</td> <td>0</td> <td>0%</td> </tr> </tbody> </table>	Choice	Number	Percentage	Strongly Agree	18	81.82%	Agree	2	9.09%	Uncertain	2	9.09%	Disagree	0	0%	Strongly Disagree	0	0%	 <p>● Stron... ● Agree ● Unce...</p>
Choice	Number	Percentage																			
Strongly Agree	18	81.82%																			
Agree	2	9.09%																			
Uncertain	2	9.09%																			
Disagree	0	0%																			
Strongly Disagree	0	0%																			
9	The Instructor arrives on time	<table border="1"> <thead> <tr> <th>Choice</th> <th>Number</th> <th>Percentage</th> </tr> </thead> <tbody> <tr> <td>Strongly Agree</td> <td>18</td> <td>81.82%</td> </tr> <tr> <td>Agree</td> <td>4</td> <td>18.18%</td> </tr> <tr> <td>Uncertain</td> <td>0</td> <td>0%</td> </tr> <tr> <td>Disagree</td> <td>0</td> <td>0%</td> </tr> <tr> <td>Strongly Disagree</td> <td>0</td> <td>0%</td> </tr> </tbody> </table>	Choice	Number	Percentage	Strongly Agree	18	81.82%	Agree	4	18.18%	Uncertain	0	0%	Disagree	0	0%	Strongly Disagree	0	0%	 <p>● Stron... ● Agree</p>
Choice	Number	Percentage																			
Strongly Agree	18	81.82%																			
Agree	4	18.18%																			
Uncertain	0	0%																			
Disagree	0	0%																			
Strongly Disagree	0	0%																			

10	The Instructor leaves on time	<table border="1"> <thead> <tr> <th>Choice</th> <th>Number</th> <th>Percentage</th> </tr> </thead> <tbody> <tr> <td>Strongly Agree</td> <td>17</td> <td>77.27%</td> </tr> <tr> <td>Agree</td> <td>5</td> <td>22.73%</td> </tr> <tr> <td>Uncertain</td> <td>0</td> <td>0%</td> </tr> <tr> <td>Disagree</td> <td>0</td> <td>0%</td> </tr> <tr> <td>Strongly Disagree</td> <td>0</td> <td>0%</td> </tr> </tbody> </table>	Choice	Number	Percentage	Strongly Agree	17	77.27%	Agree	5	22.73%	Uncertain	0	0%	Disagree	0	0%	Strongly Disagree	0	0%	 <p>● Stron... ● Agree</p>
Choice	Number	Percentage																			
Strongly Agree	17	77.27%																			
Agree	5	22.73%																			
Uncertain	0	0%																			
Disagree	0	0%																			
Strongly Disagree	0	0%																			
11	The Instructor is fair in examination	<table border="1"> <thead> <tr> <th>Choice</th> <th>Number</th> <th>Percentage</th> </tr> </thead> <tbody> <tr> <td>Strongly Agree</td> <td>16</td> <td>72.73%</td> </tr> <tr> <td>Agree</td> <td>5</td> <td>22.73%</td> </tr> <tr> <td>Uncertain</td> <td>1</td> <td>4.55%</td> </tr> <tr> <td>Disagree</td> <td>0</td> <td>0%</td> </tr> <tr> <td>Strongly Disagree</td> <td>0</td> <td>0%</td> </tr> </tbody> </table>	Choice	Number	Percentage	Strongly Agree	16	72.73%	Agree	5	22.73%	Uncertain	1	4.55%	Disagree	0	0%	Strongly Disagree	0	0%	 <p>● Stron... ● Agree ● Unce...</p>
Choice	Number	Percentage																			
Strongly Agree	16	72.73%																			
Agree	5	22.73%																			
Uncertain	1	4.55%																			
Disagree	0	0%																			
Strongly Disagree	0	0%																			
12	The Instructor returns the graded scripts etc. in a reasonable amount of time	<table border="1"> <thead> <tr> <th>Choice</th> <th>Number</th> <th>Percentage</th> </tr> </thead> <tbody> <tr> <td>Strongly Agree</td> <td>17</td> <td>77.27%</td> </tr> <tr> <td>Agree</td> <td>5</td> <td>22.73%</td> </tr> <tr> <td>Uncertain</td> <td>0</td> <td>0%</td> </tr> <tr> <td>Disagree</td> <td>0</td> <td>0%</td> </tr> <tr> <td>Strongly Disagree</td> <td>0</td> <td>0%</td> </tr> </tbody> </table>	Choice	Number	Percentage	Strongly Agree	17	77.27%	Agree	5	22.73%	Uncertain	0	0%	Disagree	0	0%	Strongly Disagree	0	0%	 <p>● Stron... ● Agree</p>
Choice	Number	Percentage																			
Strongly Agree	17	77.27%																			
Agree	5	22.73%																			
Uncertain	0	0%																			
Disagree	0	0%																			
Strongly Disagree	0	0%																			
13	The Instructor was available during the specified office hours and for after class consultations	<table border="1"> <thead> <tr> <th>Choice</th> <th>Number</th> <th>Percentage</th> </tr> </thead> <tbody> <tr> <td>Strongly Agree</td> <td>17</td> <td>77.27%</td> </tr> <tr> <td>Agree</td> <td>5</td> <td>22.73%</td> </tr> <tr> <td>Uncertain</td> <td>0</td> <td>0%</td> </tr> <tr> <td>Disagree</td> <td>0</td> <td>0%</td> </tr> <tr> <td>Strongly Disagree</td> <td>0</td> <td>0%</td> </tr> </tbody> </table>	Choice	Number	Percentage	Strongly Agree	17	77.27%	Agree	5	22.73%	Uncertain	0	0%	Disagree	0	0%	Strongly Disagree	0	0%	 <p>● Stron... ● Agree</p>
Choice	Number	Percentage																			
Strongly Agree	17	77.27%																			
Agree	5	22.73%																			
Uncertain	0	0%																			
Disagree	0	0%																			
Strongly Disagree	0	0%																			
14	The Subject matter presented in the course has increased your knowledge of the subject	<table border="1"> <thead> <tr> <th>Choice</th> <th>Number</th> <th>Percentage</th> </tr> </thead> <tbody> <tr> <td>Strongly Agree</td> <td>16</td> <td>72.73%</td> </tr> <tr> <td>Agree</td> <td>6</td> <td>27.27%</td> </tr> <tr> <td>Uncertain</td> <td>0</td> <td>0%</td> </tr> <tr> <td>Disagree</td> <td>0</td> <td>0%</td> </tr> <tr> <td>Strongly Disagree</td> <td>0</td> <td>0%</td> </tr> </tbody> </table>	Choice	Number	Percentage	Strongly Agree	16	72.73%	Agree	6	27.27%	Uncertain	0	0%	Disagree	0	0%	Strongly Disagree	0	0%	 <p>● Stron... ● Agree</p>
Choice	Number	Percentage																			
Strongly Agree	16	72.73%																			
Agree	6	27.27%																			
Uncertain	0	0%																			
Disagree	0	0%																			
Strongly Disagree	0	0%																			

15	The syllabus clearly states course objectives requirements, procedures and grading criteria	<table border="1"> <thead> <tr> <th>Choice</th> <th>Number</th> <th>Percentage</th> </tr> </thead> <tbody> <tr> <td>Strongly Agree</td> <td>17</td> <td>77.27%</td> </tr> <tr> <td>Agree</td> <td>4</td> <td>18.18%</td> </tr> <tr> <td>Uncertain</td> <td>0</td> <td>0%</td> </tr> <tr> <td>Disagree</td> <td>1</td> <td>4.55%</td> </tr> <tr> <td>Strongly Disagree</td> <td>0</td> <td>0%</td> </tr> </tbody> </table>	Choice	Number	Percentage	Strongly Agree	17	77.27%	Agree	4	18.18%	Uncertain	0	0%	Disagree	1	4.55%	Strongly Disagree	0	0%	 <p>77.3%</p> <ul style="list-style-type: none"> ● Stron... ● Agree ● Disa...
Choice	Number	Percentage																			
Strongly Agree	17	77.27%																			
Agree	4	18.18%																			
Uncertain	0	0%																			
Disagree	1	4.55%																			
Strongly Disagree	0	0%																			
16	The course integrates theoretical course concepts with real-world applications	<table border="1"> <thead> <tr> <th>Choice</th> <th>Number</th> <th>Percentage</th> </tr> </thead> <tbody> <tr> <td>Strongly Agree</td> <td>17</td> <td>77.27%</td> </tr> <tr> <td>Agree</td> <td>5</td> <td>22.73%</td> </tr> <tr> <td>Uncertain</td> <td>0</td> <td>0%</td> </tr> <tr> <td>Disagree</td> <td>0</td> <td>0%</td> </tr> <tr> <td>Strongly Disagree</td> <td>0</td> <td>0%</td> </tr> </tbody> </table>	Choice	Number	Percentage	Strongly Agree	17	77.27%	Agree	5	22.73%	Uncertain	0	0%	Disagree	0	0%	Strongly Disagree	0	0%	 <p>77.3%</p> <p>22.7%</p> <ul style="list-style-type: none"> ● Stron... ● Agree
Choice	Number	Percentage																			
Strongly Agree	17	77.27%																			
Agree	5	22.73%																			
Uncertain	0	0%																			
Disagree	0	0%																			
Strongly Disagree	0	0%																			
17	The assignments and exams covered the materials presented in the course	<table border="1"> <thead> <tr> <th>Choice</th> <th>Number</th> <th>Percentage</th> </tr> </thead> <tbody> <tr> <td>Strongly Agree</td> <td>18</td> <td>81.82%</td> </tr> <tr> <td>Agree</td> <td>3</td> <td>13.64%</td> </tr> <tr> <td>Uncertain</td> <td>1</td> <td>4.55%</td> </tr> <tr> <td>Disagree</td> <td>0</td> <td>0%</td> </tr> <tr> <td>Strongly Disagree</td> <td>0</td> <td>0%</td> </tr> </tbody> </table>	Choice	Number	Percentage	Strongly Agree	18	81.82%	Agree	3	13.64%	Uncertain	1	4.55%	Disagree	0	0%	Strongly Disagree	0	0%	 <p>81.8%</p> <ul style="list-style-type: none"> ● Stron... ● Agree ● Unce...
Choice	Number	Percentage																			
Strongly Agree	18	81.82%																			
Agree	3	13.64%																			
Uncertain	1	4.55%																			
Disagree	0	0%																			
Strongly Disagree	0	0%																			
18	The course material is modern and updated	<table border="1"> <thead> <tr> <th>Choice</th> <th>Number</th> <th>Percentage</th> </tr> </thead> <tbody> <tr> <td>Strongly Agree</td> <td>16</td> <td>72.73%</td> </tr> <tr> <td>Agree</td> <td>6</td> <td>27.27%</td> </tr> <tr> <td>Uncertain</td> <td>0</td> <td>0%</td> </tr> <tr> <td>Disagree</td> <td>0</td> <td>0%</td> </tr> <tr> <td>Strongly Disagree</td> <td>0</td> <td>0%</td> </tr> </tbody> </table>	Choice	Number	Percentage	Strongly Agree	16	72.73%	Agree	6	27.27%	Uncertain	0	0%	Disagree	0	0%	Strongly Disagree	0	0%	 <p>72.7%</p> <p>27.3%</p> <ul style="list-style-type: none"> ● Stron... ● Agree
Choice	Number	Percentage																			
Strongly Agree	16	72.73%																			
Agree	6	27.27%																			
Uncertain	0	0%																			
Disagree	0	0%																			
Strongly Disagree	0	0%																			
Teachers Comment Teacher is very good and have good communication with students nice teacher		Course Comment well teach Satisfied																			

Teacher Evaluation - Program: 0254

Teacher Name: WAJHAT ALI		Course ID: CT-301 Course Title: Cost Estimates & Contract Documents		Session: 2018 Fall																			
Shift: After noon -- Section:		Total Strength: 35		Attempted: 25																			
S.No	Question	Opinions			Chart																		
1	The Instructor is prepared for each class	<table border="1"> <thead> <tr> <th>Choice</th> <th>Number</th> <th>Percentage</th> </tr> </thead> <tbody> <tr> <td>Strongly Agree</td> <td>6</td> <td>24%</td> </tr> <tr> <td>Agree</td> <td>9</td> <td>36%</td> </tr> <tr> <td>Uncertain</td> <td>4</td> <td>16%</td> </tr> <tr> <td>Disagree</td> <td>5</td> <td>20%</td> </tr> <tr> <td>Strongly Disagree</td> <td>1</td> <td>4%</td> </tr> </tbody> </table>	Choice	Number	Percentage	Strongly Agree	6	24%	Agree	9	36%	Uncertain	4	16%	Disagree	5	20%	Strongly Disagree	1	4%	<p>Legend: Strongly Agree (Blue), Agree (Red), Uncertain (Yellow), Disagree (Green), Strongly Disagree (Purple)</p>		
Choice	Number	Percentage																					
Strongly Agree	6	24%																					
Agree	9	36%																					
Uncertain	4	16%																					
Disagree	5	20%																					
Strongly Disagree	1	4%																					
2	The Instructor demonstrates knowledge of the subject	<table border="1"> <thead> <tr> <th>Choice</th> <th>Number</th> <th>Percentage</th> </tr> </thead> <tbody> <tr> <td>Strongly Agree</td> <td>6</td> <td>24%</td> </tr> <tr> <td>Agree</td> <td>11</td> <td>44%</td> </tr> <tr> <td>Uncertain</td> <td>4</td> <td>16%</td> </tr> <tr> <td>Disagree</td> <td>3</td> <td>12%</td> </tr> <tr> <td>Strongly Disagree</td> <td>1</td> <td>4%</td> </tr> </tbody> </table>	Choice	Number	Percentage	Strongly Agree	6	24%	Agree	11	44%	Uncertain	4	16%	Disagree	3	12%	Strongly Disagree	1	4%	<p>Legend: Strongly Agree (Blue), Agree (Red), Uncertain (Yellow), Disagree (Green), Strongly Disagree (Purple)</p>		
Choice	Number	Percentage																					
Strongly Agree	6	24%																					
Agree	11	44%																					
Uncertain	4	16%																					
Disagree	3	12%																					
Strongly Disagree	1	4%																					
3	The Instructor has completed the whole course	<table border="1"> <thead> <tr> <th>Choice</th> <th>Number</th> <th>Percentage</th> </tr> </thead> <tbody> <tr> <td>Strongly Agree</td> <td>6</td> <td>24%</td> </tr> <tr> <td>Agree</td> <td>11</td> <td>44%</td> </tr> <tr> <td>Uncertain</td> <td>4</td> <td>16%</td> </tr> <tr> <td>Disagree</td> <td>3</td> <td>12%</td> </tr> <tr> <td>Strongly Disagree</td> <td>1</td> <td>4%</td> </tr> </tbody> </table>	Choice	Number	Percentage	Strongly Agree	6	24%	Agree	11	44%	Uncertain	4	16%	Disagree	3	12%	Strongly Disagree	1	4%	<p>Legend: Strongly Agree (Blue), Agree (Red), Uncertain (Yellow), Disagree (Green), Strongly Disagree (Purple)</p>		
Choice	Number	Percentage																					
Strongly Agree	6	24%																					
Agree	11	44%																					
Uncertain	4	16%																					
Disagree	3	12%																					
Strongly Disagree	1	4%																					
4	The Instructor provides additional material apart from the textbook	<table border="1"> <thead> <tr> <th>Choice</th> <th>Number</th> <th>Percentage</th> </tr> </thead> <tbody> <tr> <td>Strongly Agree</td> <td>6</td> <td>24%</td> </tr> <tr> <td>Agree</td> <td>9</td> <td>36%</td> </tr> <tr> <td>Uncertain</td> <td>6</td> <td>24%</td> </tr> <tr> <td>Disagree</td> <td>3</td> <td>12%</td> </tr> <tr> <td>Strongly Disagree</td> <td>1</td> <td>4%</td> </tr> </tbody> </table>	Choice	Number	Percentage	Strongly Agree	6	24%	Agree	9	36%	Uncertain	6	24%	Disagree	3	12%	Strongly Disagree	1	4%	<p>Legend: Strongly Agree (Blue), Agree (Red), Uncertain (Yellow), Disagree (Green), Strongly Disagree (Purple)</p>		
Choice	Number	Percentage																					
Strongly Agree	6	24%																					
Agree	9	36%																					
Uncertain	6	24%																					
Disagree	3	12%																					
Strongly Disagree	1	4%																					

5	The Instructor gives citations regarding current situations with reference to Pakistani context	<table border="1"> <thead> <tr> <th>Choice</th> <th>Number</th> <th>Percentage</th> </tr> </thead> <tbody> <tr> <td>Strongly Agree</td> <td>6</td> <td>24%</td> </tr> <tr> <td>Agree</td> <td>9</td> <td>36%</td> </tr> <tr> <td>Uncertain</td> <td>6</td> <td>24%</td> </tr> <tr> <td>Disagree</td> <td>3</td> <td>12%</td> </tr> <tr> <td>Strongly Disagree</td> <td>1</td> <td>4%</td> </tr> </tbody> </table>	Choice	Number	Percentage	Strongly Agree	6	24%	Agree	9	36%	Uncertain	6	24%	Disagree	3	12%	Strongly Disagree	1	4%	<p> ● Stron... ● Agree ● Unce... ● Disa... ● Stron... </p>
Choice	Number	Percentage																			
Strongly Agree	6	24%																			
Agree	9	36%																			
Uncertain	6	24%																			
Disagree	3	12%																			
Strongly Disagree	1	4%																			
6	The Instructor communicates the subject matter effectively	<table border="1"> <thead> <tr> <th>Choice</th> <th>Number</th> <th>Percentage</th> </tr> </thead> <tbody> <tr> <td>Strongly Agree</td> <td>5</td> <td>20%</td> </tr> <tr> <td>Agree</td> <td>10</td> <td>40%</td> </tr> <tr> <td>Uncertain</td> <td>5</td> <td>20%</td> </tr> <tr> <td>Disagree</td> <td>4</td> <td>16%</td> </tr> <tr> <td>Strongly Disagree</td> <td>1</td> <td>4%</td> </tr> </tbody> </table>	Choice	Number	Percentage	Strongly Agree	5	20%	Agree	10	40%	Uncertain	5	20%	Disagree	4	16%	Strongly Disagree	1	4%	<p> ● Stron... ● Agree ● Unce... ● Disa... ● Stron... </p>
Choice	Number	Percentage																			
Strongly Agree	5	20%																			
Agree	10	40%																			
Uncertain	5	20%																			
Disagree	4	16%																			
Strongly Disagree	1	4%																			
7	The Instructor shows respect towards students and encourages class participation	<table border="1"> <thead> <tr> <th>Choice</th> <th>Number</th> <th>Percentage</th> </tr> </thead> <tbody> <tr> <td>Strongly Agree</td> <td>5</td> <td>20%</td> </tr> <tr> <td>Agree</td> <td>9</td> <td>36%</td> </tr> <tr> <td>Uncertain</td> <td>6</td> <td>24%</td> </tr> <tr> <td>Disagree</td> <td>4</td> <td>16%</td> </tr> <tr> <td>Strongly Disagree</td> <td>1</td> <td>4%</td> </tr> </tbody> </table>	Choice	Number	Percentage	Strongly Agree	5	20%	Agree	9	36%	Uncertain	6	24%	Disagree	4	16%	Strongly Disagree	1	4%	<p> ● Stron... ● Agree ● Unce... ● Disa... ● Stron... </p>
Choice	Number	Percentage																			
Strongly Agree	5	20%																			
Agree	9	36%																			
Uncertain	6	24%																			
Disagree	4	16%																			
Strongly Disagree	1	4%																			
8	The Instructor maintains an environment that is conducive to learning	<table border="1"> <thead> <tr> <th>Choice</th> <th>Number</th> <th>Percentage</th> </tr> </thead> <tbody> <tr> <td>Strongly Agree</td> <td>5</td> <td>20%</td> </tr> <tr> <td>Agree</td> <td>9</td> <td>36%</td> </tr> <tr> <td>Uncertain</td> <td>5</td> <td>20%</td> </tr> <tr> <td>Disagree</td> <td>5</td> <td>20%</td> </tr> <tr> <td>Strongly Disagree</td> <td>1</td> <td>4%</td> </tr> </tbody> </table>	Choice	Number	Percentage	Strongly Agree	5	20%	Agree	9	36%	Uncertain	5	20%	Disagree	5	20%	Strongly Disagree	1	4%	<p> ● Stron... ● Agree ● Unce... ● Disa... ● Stron... </p>
Choice	Number	Percentage																			
Strongly Agree	5	20%																			
Agree	9	36%																			
Uncertain	5	20%																			
Disagree	5	20%																			
Strongly Disagree	1	4%																			
9	The Instructor arrives on time	<table border="1"> <thead> <tr> <th>Choice</th> <th>Number</th> <th>Percentage</th> </tr> </thead> <tbody> <tr> <td>Strongly Agree</td> <td>6</td> <td>24%</td> </tr> <tr> <td>Agree</td> <td>7</td> <td>28%</td> </tr> <tr> <td>Uncertain</td> <td>7</td> <td>28%</td> </tr> <tr> <td>Disagree</td> <td>4</td> <td>16%</td> </tr> <tr> <td>Strongly Disagree</td> <td>1</td> <td>4%</td> </tr> </tbody> </table>	Choice	Number	Percentage	Strongly Agree	6	24%	Agree	7	28%	Uncertain	7	28%	Disagree	4	16%	Strongly Disagree	1	4%	<p> ● Stron... ● Agree ● Unce... ● Disa... ● Stron... </p>
Choice	Number	Percentage																			
Strongly Agree	6	24%																			
Agree	7	28%																			
Uncertain	7	28%																			
Disagree	4	16%																			
Strongly Disagree	1	4%																			

10	The Instructor leaves on time	<table border="1"> <thead> <tr> <th>Choice</th> <th>Number</th> <th>Percentage</th> </tr> </thead> <tbody> <tr> <td>Strongly Agree</td> <td>6</td> <td>24%</td> </tr> <tr> <td>Agree</td> <td>9</td> <td>36%</td> </tr> <tr> <td>Uncertain</td> <td>5</td> <td>20%</td> </tr> <tr> <td>Disagree</td> <td>4</td> <td>16%</td> </tr> <tr> <td>Strongly Disagree</td> <td>1</td> <td>4%</td> </tr> </tbody> </table>	Choice	Number	Percentage	Strongly Agree	6	24%	Agree	9	36%	Uncertain	5	20%	Disagree	4	16%	Strongly Disagree	1	4%	<p>A pie chart showing the distribution of responses for item 10. The chart is divided into five segments: a blue segment (24%), a red segment (36%), an orange segment (20%), a green segment (16%), and a purple segment (4%). A legend to the right of the chart lists the categories: Strongly Agree (blue), Agree (red), Uncertain (orange), Disagree (green), and Strongly Disagree (purple).</p>
Choice	Number	Percentage																			
Strongly Agree	6	24%																			
Agree	9	36%																			
Uncertain	5	20%																			
Disagree	4	16%																			
Strongly Disagree	1	4%																			
11	The Instructor is fair in examination	<table border="1"> <thead> <tr> <th>Choice</th> <th>Number</th> <th>Percentage</th> </tr> </thead> <tbody> <tr> <td>Strongly Agree</td> <td>7</td> <td>28%</td> </tr> <tr> <td>Agree</td> <td>6</td> <td>24%</td> </tr> <tr> <td>Uncertain</td> <td>7</td> <td>28%</td> </tr> <tr> <td>Disagree</td> <td>4</td> <td>16%</td> </tr> <tr> <td>Strongly Disagree</td> <td>1</td> <td>4%</td> </tr> </tbody> </table>	Choice	Number	Percentage	Strongly Agree	7	28%	Agree	6	24%	Uncertain	7	28%	Disagree	4	16%	Strongly Disagree	1	4%	<p>A pie chart showing the distribution of responses for item 11. The chart is divided into five segments: a blue segment (28%), a red segment (24%), an orange segment (28%), a green segment (16%), and a purple segment (4%). A legend to the right of the chart lists the categories: Strongly Agree (blue), Agree (red), Uncertain (orange), Disagree (green), and Strongly Disagree (purple).</p>
Choice	Number	Percentage																			
Strongly Agree	7	28%																			
Agree	6	24%																			
Uncertain	7	28%																			
Disagree	4	16%																			
Strongly Disagree	1	4%																			
12	The Instructor returns the graded scripts etc. in a reasonable amount of time	<table border="1"> <thead> <tr> <th>Choice</th> <th>Number</th> <th>Percentage</th> </tr> </thead> <tbody> <tr> <td>Strongly Agree</td> <td>6</td> <td>24%</td> </tr> <tr> <td>Agree</td> <td>9</td> <td>36%</td> </tr> <tr> <td>Uncertain</td> <td>5</td> <td>20%</td> </tr> <tr> <td>Disagree</td> <td>4</td> <td>16%</td> </tr> <tr> <td>Strongly Disagree</td> <td>1</td> <td>4%</td> </tr> </tbody> </table>	Choice	Number	Percentage	Strongly Agree	6	24%	Agree	9	36%	Uncertain	5	20%	Disagree	4	16%	Strongly Disagree	1	4%	<p>A pie chart showing the distribution of responses for item 12. The chart is divided into five segments: a blue segment (24%), a red segment (36%), an orange segment (20%), a green segment (16%), and a purple segment (4%). A legend to the right of the chart lists the categories: Strongly Agree (blue), Agree (red), Uncertain (orange), Disagree (green), and Strongly Disagree (purple).</p>
Choice	Number	Percentage																			
Strongly Agree	6	24%																			
Agree	9	36%																			
Uncertain	5	20%																			
Disagree	4	16%																			
Strongly Disagree	1	4%																			
13	The Instructor was available during the specified office hours and for after class consultations	<table border="1"> <thead> <tr> <th>Choice</th> <th>Number</th> <th>Percentage</th> </tr> </thead> <tbody> <tr> <td>Strongly Agree</td> <td>6</td> <td>24%</td> </tr> <tr> <td>Agree</td> <td>6</td> <td>24%</td> </tr> <tr> <td>Uncertain</td> <td>7</td> <td>28%</td> </tr> <tr> <td>Disagree</td> <td>5</td> <td>20%</td> </tr> <tr> <td>Strongly Disagree</td> <td>1</td> <td>4%</td> </tr> </tbody> </table>	Choice	Number	Percentage	Strongly Agree	6	24%	Agree	6	24%	Uncertain	7	28%	Disagree	5	20%	Strongly Disagree	1	4%	<p>A pie chart showing the distribution of responses for item 13. The chart is divided into five segments: a blue segment (24%), a red segment (24%), an orange segment (28%), a green segment (20%), and a purple segment (4%). A legend to the right of the chart lists the categories: Strongly Agree (blue), Agree (red), Uncertain (orange), Disagree (green), and Strongly Disagree (purple).</p>
Choice	Number	Percentage																			
Strongly Agree	6	24%																			
Agree	6	24%																			
Uncertain	7	28%																			
Disagree	5	20%																			
Strongly Disagree	1	4%																			
14	The Subject matter presented in the course has increased your knowledge of the subject	<table border="1"> <thead> <tr> <th>Choice</th> <th>Number</th> <th>Percentage</th> </tr> </thead> <tbody> <tr> <td>Strongly Agree</td> <td>6</td> <td>24%</td> </tr> <tr> <td>Agree</td> <td>8</td> <td>32%</td> </tr> <tr> <td>Uncertain</td> <td>5</td> <td>20%</td> </tr> <tr> <td>Disagree</td> <td>5</td> <td>20%</td> </tr> <tr> <td>Strongly Disagree</td> <td>1</td> <td>4%</td> </tr> </tbody> </table>	Choice	Number	Percentage	Strongly Agree	6	24%	Agree	8	32%	Uncertain	5	20%	Disagree	5	20%	Strongly Disagree	1	4%	<p>A pie chart showing the distribution of responses for item 14. The chart is divided into five segments: a blue segment (24%), a red segment (32%), an orange segment (20%), a green segment (20%), and a purple segment (4%). A legend to the right of the chart lists the categories: Strongly Agree (blue), Agree (red), Uncertain (orange), Disagree (green), and Strongly Disagree (purple).</p>
Choice	Number	Percentage																			
Strongly Agree	6	24%																			
Agree	8	32%																			
Uncertain	5	20%																			
Disagree	5	20%																			
Strongly Disagree	1	4%																			

15	The syllabus clearly states course objectives requirements, procedures and grading criteria	<table border="1"> <thead> <tr> <th>Choice</th> <th>Number</th> <th>Percentage</th> </tr> </thead> <tbody> <tr> <td>Strongly Agree</td> <td>6</td> <td>24%</td> </tr> <tr> <td>Agree</td> <td>6</td> <td>24%</td> </tr> <tr> <td>Uncertain</td> <td>7</td> <td>28%</td> </tr> <tr> <td>Disagree</td> <td>5</td> <td>20%</td> </tr> <tr> <td>Strongly Disagree</td> <td>1</td> <td>4%</td> </tr> </tbody> </table>	Choice	Number	Percentage	Strongly Agree	6	24%	Agree	6	24%	Uncertain	7	28%	Disagree	5	20%	Strongly Disagree	1	4%	
Choice	Number	Percentage																			
Strongly Agree	6	24%																			
Agree	6	24%																			
Uncertain	7	28%																			
Disagree	5	20%																			
Strongly Disagree	1	4%																			
16	The course integrates theoretical course concepts with real-world applications	<table border="1"> <thead> <tr> <th>Choice</th> <th>Number</th> <th>Percentage</th> </tr> </thead> <tbody> <tr> <td>Strongly Agree</td> <td>6</td> <td>24%</td> </tr> <tr> <td>Agree</td> <td>8</td> <td>32%</td> </tr> <tr> <td>Uncertain</td> <td>5</td> <td>20%</td> </tr> <tr> <td>Disagree</td> <td>5</td> <td>20%</td> </tr> <tr> <td>Strongly Disagree</td> <td>1</td> <td>4%</td> </tr> </tbody> </table>	Choice	Number	Percentage	Strongly Agree	6	24%	Agree	8	32%	Uncertain	5	20%	Disagree	5	20%	Strongly Disagree	1	4%	
Choice	Number	Percentage																			
Strongly Agree	6	24%																			
Agree	8	32%																			
Uncertain	5	20%																			
Disagree	5	20%																			
Strongly Disagree	1	4%																			
17	The assignments and exams covered the materials presented in the course	<table border="1"> <thead> <tr> <th>Choice</th> <th>Number</th> <th>Percentage</th> </tr> </thead> <tbody> <tr> <td>Strongly Agree</td> <td>6</td> <td>24%</td> </tr> <tr> <td>Agree</td> <td>6</td> <td>24%</td> </tr> <tr> <td>Uncertain</td> <td>7</td> <td>28%</td> </tr> <tr> <td>Disagree</td> <td>5</td> <td>20%</td> </tr> <tr> <td>Strongly Disagree</td> <td>1</td> <td>4%</td> </tr> </tbody> </table>	Choice	Number	Percentage	Strongly Agree	6	24%	Agree	6	24%	Uncertain	7	28%	Disagree	5	20%	Strongly Disagree	1	4%	
Choice	Number	Percentage																			
Strongly Agree	6	24%																			
Agree	6	24%																			
Uncertain	7	28%																			
Disagree	5	20%																			
Strongly Disagree	1	4%																			
18	The course material is modern and updated	<table border="1"> <thead> <tr> <th>Choice</th> <th>Number</th> <th>Percentage</th> </tr> </thead> <tbody> <tr> <td>Strongly Agree</td> <td>6</td> <td>24%</td> </tr> <tr> <td>Agree</td> <td>7</td> <td>28%</td> </tr> <tr> <td>Uncertain</td> <td>6</td> <td>24%</td> </tr> <tr> <td>Disagree</td> <td>5</td> <td>20%</td> </tr> <tr> <td>Strongly Disagree</td> <td>1</td> <td>4%</td> </tr> </tbody> </table>	Choice	Number	Percentage	Strongly Agree	6	24%	Agree	7	28%	Uncertain	6	24%	Disagree	5	20%	Strongly Disagree	1	4%	
Choice	Number	Percentage																			
Strongly Agree	6	24%																			
Agree	7	28%																			
Uncertain	6	24%																			
Disagree	5	20%																			
Strongly Disagree	1	4%																			

Teachers Comment

The instructor didn't take any class because our 1st instructor leaves university during semester.
 teacher teach us very good
 Friendly and good teaching methodology
 good inteaching
 Teacher does not participate in class after intermediate examination
 wajhat sir god but sheayar sir very poor
 not attend the classes after mid examination
 Dont know
 after mid no class is been attended

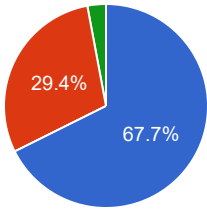
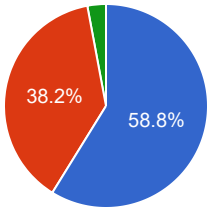
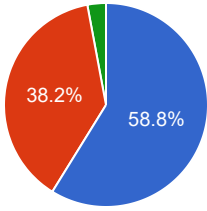
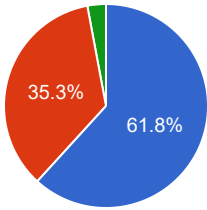
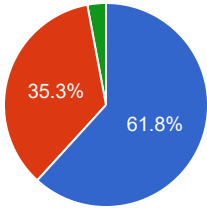
Course Comment

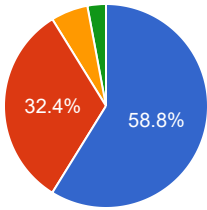
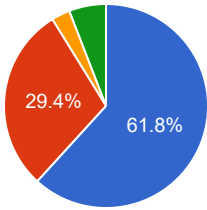
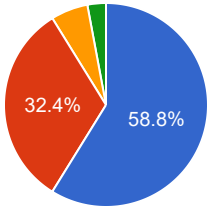
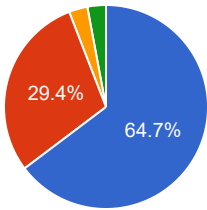
This course in incompleted.
 course is so good
 Not fully covered by previous teacher
 The course is incomplete
 incomplete
 important but not aware of the subject impartancy
 Incomplete
 not finished at all

Teacher Evaluation - Program: 0254

Teacher Name: SHERAZ ABBAS		Course ID: CT-106 Course Title: Architecture & Town Planning		Session: 2018 Fall																			
Shift: After noon -- Section:		Total Strength: 35		Attempted: 34																			
S.No	Question	Opinions			Chart																		
1	The Instructor is prepared for each class	<table border="1"> <thead> <tr> <th>Choice</th> <th>Number</th> <th>Percentage</th> </tr> </thead> <tbody> <tr> <td>Strongly Agree</td> <td>23</td> <td>67.65%</td> </tr> <tr> <td>Agree</td> <td>10</td> <td>29.41%</td> </tr> <tr> <td>Uncertain</td> <td>0</td> <td>0%</td> </tr> <tr> <td>Disagree</td> <td>1</td> <td>2.94%</td> </tr> <tr> <td>Strongly Disagree</td> <td>0</td> <td>0%</td> </tr> </tbody> </table>	Choice	Number	Percentage	Strongly Agree	23	67.65%	Agree	10	29.41%	Uncertain	0	0%	Disagree	1	2.94%	Strongly Disagree	0	0%	<p>A pie chart showing the distribution of responses for question 1. The largest slice is blue, representing 'Strongly Agree' at 67.7%. The next largest is red, representing 'Agree' at 29.4%. There are very small slices for 'Disagree' and 'Strongly Disagree'.</p>		
Choice	Number	Percentage																					
Strongly Agree	23	67.65%																					
Agree	10	29.41%																					
Uncertain	0	0%																					
Disagree	1	2.94%																					
Strongly Disagree	0	0%																					
2	The Instructor demonstrates knowledge of the subject	<table border="1"> <thead> <tr> <th>Choice</th> <th>Number</th> <th>Percentage</th> </tr> </thead> <tbody> <tr> <td>Strongly Agree</td> <td>22</td> <td>64.71%</td> </tr> <tr> <td>Agree</td> <td>11</td> <td>32.35%</td> </tr> <tr> <td>Uncertain</td> <td>0</td> <td>0%</td> </tr> <tr> <td>Disagree</td> <td>1</td> <td>2.94%</td> </tr> <tr> <td>Strongly Disagree</td> <td>0</td> <td>0%</td> </tr> </tbody> </table>	Choice	Number	Percentage	Strongly Agree	22	64.71%	Agree	11	32.35%	Uncertain	0	0%	Disagree	1	2.94%	Strongly Disagree	0	0%	<p>A pie chart showing the distribution of responses for question 2. The largest slice is blue, representing 'Strongly Agree' at 64.7%. The next largest is red, representing 'Agree' at 32.4%. There are very small slices for 'Disagree' and 'Strongly Disagree'.</p>		
Choice	Number	Percentage																					
Strongly Agree	22	64.71%																					
Agree	11	32.35%																					
Uncertain	0	0%																					
Disagree	1	2.94%																					
Strongly Disagree	0	0%																					
3	The Instructor has completed the whole course	<table border="1"> <thead> <tr> <th>Choice</th> <th>Number</th> <th>Percentage</th> </tr> </thead> <tbody> <tr> <td>Strongly Agree</td> <td>23</td> <td>67.65%</td> </tr> <tr> <td>Agree</td> <td>9</td> <td>26.47%</td> </tr> <tr> <td>Uncertain</td> <td>1</td> <td>2.94%</td> </tr> <tr> <td>Disagree</td> <td>1</td> <td>2.94%</td> </tr> <tr> <td>Strongly Disagree</td> <td>0</td> <td>0%</td> </tr> </tbody> </table>	Choice	Number	Percentage	Strongly Agree	23	67.65%	Agree	9	26.47%	Uncertain	1	2.94%	Disagree	1	2.94%	Strongly Disagree	0	0%	<p>A pie chart showing the distribution of responses for question 3. The largest slice is blue, representing 'Strongly Agree' at 67.7%. The next largest is red, representing 'Agree' at 26.5%. There are also small slices for 'Uncertain' (2.94%) and 'Disagree' (2.94%).</p>		
Choice	Number	Percentage																					
Strongly Agree	23	67.65%																					
Agree	9	26.47%																					
Uncertain	1	2.94%																					
Disagree	1	2.94%																					
Strongly Disagree	0	0%																					
4	The Instructor provides additional material apart from the textbook	<table border="1"> <thead> <tr> <th>Choice</th> <th>Number</th> <th>Percentage</th> </tr> </thead> <tbody> <tr> <td>Strongly Agree</td> <td>19</td> <td>55.88%</td> </tr> <tr> <td>Agree</td> <td>13</td> <td>38.24%</td> </tr> <tr> <td>Uncertain</td> <td>1</td> <td>2.94%</td> </tr> <tr> <td>Disagree</td> <td>1</td> <td>2.94%</td> </tr> <tr> <td>Strongly Disagree</td> <td>0</td> <td>0%</td> </tr> </tbody> </table>	Choice	Number	Percentage	Strongly Agree	19	55.88%	Agree	13	38.24%	Uncertain	1	2.94%	Disagree	1	2.94%	Strongly Disagree	0	0%	<p>A pie chart showing the distribution of responses for question 4. The largest slice is blue, representing 'Strongly Agree' at 55.9%. The next largest is red, representing 'Agree' at 38.2%. There are also small slices for 'Uncertain' (2.94%) and 'Disagree' (2.94%).</p>		
Choice	Number	Percentage																					
Strongly Agree	19	55.88%																					
Agree	13	38.24%																					
Uncertain	1	2.94%																					
Disagree	1	2.94%																					
Strongly Disagree	0	0%																					

5	The Instructor gives citations regarding current situations with reference to Pakistani context	<table border="1"> <thead> <tr> <th>Choice</th> <th>Number</th> <th>Percentage</th> </tr> </thead> <tbody> <tr> <td>Strongly Agree</td> <td>19</td> <td>55.88%</td> </tr> <tr> <td>Agree</td> <td>13</td> <td>38.24%</td> </tr> <tr> <td>Uncertain</td> <td>1</td> <td>2.94%</td> </tr> <tr> <td>Disagree</td> <td>1</td> <td>2.94%</td> </tr> <tr> <td>Strongly Disagree</td> <td>0</td> <td>0%</td> </tr> </tbody> </table>	Choice	Number	Percentage	Strongly Agree	19	55.88%	Agree	13	38.24%	Uncertain	1	2.94%	Disagree	1	2.94%	Strongly Disagree	0	0%	<p>Legend: Strongly Agree (blue), Agree (red), Uncertain (yellow), Disagree (green), Strongly Disagree (purple)</p>
Choice	Number	Percentage																			
Strongly Agree	19	55.88%																			
Agree	13	38.24%																			
Uncertain	1	2.94%																			
Disagree	1	2.94%																			
Strongly Disagree	0	0%																			
6	The Instructor communicates the subject matter effectively	<table border="1"> <thead> <tr> <th>Choice</th> <th>Number</th> <th>Percentage</th> </tr> </thead> <tbody> <tr> <td>Strongly Agree</td> <td>22</td> <td>64.71%</td> </tr> <tr> <td>Agree</td> <td>11</td> <td>32.35%</td> </tr> <tr> <td>Uncertain</td> <td>0</td> <td>0%</td> </tr> <tr> <td>Disagree</td> <td>1</td> <td>2.94%</td> </tr> <tr> <td>Strongly Disagree</td> <td>0</td> <td>0%</td> </tr> </tbody> </table>	Choice	Number	Percentage	Strongly Agree	22	64.71%	Agree	11	32.35%	Uncertain	0	0%	Disagree	1	2.94%	Strongly Disagree	0	0%	<p>Legend: Strongly Agree (blue), Agree (red), Uncertain (yellow), Disagree (green), Strongly Disagree (purple)</p>
Choice	Number	Percentage																			
Strongly Agree	22	64.71%																			
Agree	11	32.35%																			
Uncertain	0	0%																			
Disagree	1	2.94%																			
Strongly Disagree	0	0%																			
7	The Instructor shows respect towards students and encourages class participation	<table border="1"> <thead> <tr> <th>Choice</th> <th>Number</th> <th>Percentage</th> </tr> </thead> <tbody> <tr> <td>Strongly Agree</td> <td>21</td> <td>61.76%</td> </tr> <tr> <td>Agree</td> <td>12</td> <td>35.29%</td> </tr> <tr> <td>Uncertain</td> <td>0</td> <td>0%</td> </tr> <tr> <td>Disagree</td> <td>1</td> <td>2.94%</td> </tr> <tr> <td>Strongly Disagree</td> <td>0</td> <td>0%</td> </tr> </tbody> </table>	Choice	Number	Percentage	Strongly Agree	21	61.76%	Agree	12	35.29%	Uncertain	0	0%	Disagree	1	2.94%	Strongly Disagree	0	0%	<p>Legend: Strongly Agree (blue), Agree (red), Uncertain (yellow), Disagree (green), Strongly Disagree (purple)</p>
Choice	Number	Percentage																			
Strongly Agree	21	61.76%																			
Agree	12	35.29%																			
Uncertain	0	0%																			
Disagree	1	2.94%																			
Strongly Disagree	0	0%																			
8	The Instructor maintains an environment that is conducive to learning	<table border="1"> <thead> <tr> <th>Choice</th> <th>Number</th> <th>Percentage</th> </tr> </thead> <tbody> <tr> <td>Strongly Agree</td> <td>24</td> <td>70.59%</td> </tr> <tr> <td>Agree</td> <td>9</td> <td>26.47%</td> </tr> <tr> <td>Uncertain</td> <td>0</td> <td>0%</td> </tr> <tr> <td>Disagree</td> <td>1</td> <td>2.94%</td> </tr> <tr> <td>Strongly Disagree</td> <td>0</td> <td>0%</td> </tr> </tbody> </table>	Choice	Number	Percentage	Strongly Agree	24	70.59%	Agree	9	26.47%	Uncertain	0	0%	Disagree	1	2.94%	Strongly Disagree	0	0%	<p>Legend: Strongly Agree (blue), Agree (red), Uncertain (yellow), Disagree (green), Strongly Disagree (purple)</p>
Choice	Number	Percentage																			
Strongly Agree	24	70.59%																			
Agree	9	26.47%																			
Uncertain	0	0%																			
Disagree	1	2.94%																			
Strongly Disagree	0	0%																			
9	The Instructor arrives on time	<table border="1"> <thead> <tr> <th>Choice</th> <th>Number</th> <th>Percentage</th> </tr> </thead> <tbody> <tr> <td>Strongly Agree</td> <td>23</td> <td>67.65%</td> </tr> <tr> <td>Agree</td> <td>10</td> <td>29.41%</td> </tr> <tr> <td>Uncertain</td> <td>0</td> <td>0%</td> </tr> <tr> <td>Disagree</td> <td>1</td> <td>2.94%</td> </tr> <tr> <td>Strongly Disagree</td> <td>0</td> <td>0%</td> </tr> </tbody> </table>	Choice	Number	Percentage	Strongly Agree	23	67.65%	Agree	10	29.41%	Uncertain	0	0%	Disagree	1	2.94%	Strongly Disagree	0	0%	<p>Legend: Strongly Agree (blue), Agree (red), Uncertain (yellow), Disagree (green), Strongly Disagree (purple)</p>
Choice	Number	Percentage																			
Strongly Agree	23	67.65%																			
Agree	10	29.41%																			
Uncertain	0	0%																			
Disagree	1	2.94%																			
Strongly Disagree	0	0%																			

10	The Instructor leaves on time	<table border="1"> <thead> <tr> <th>Choice</th> <th>Number</th> <th>Percentage</th> </tr> </thead> <tbody> <tr> <td>Strongly Agree</td> <td>23</td> <td>67.65%</td> </tr> <tr> <td>Agree</td> <td>10</td> <td>29.41%</td> </tr> <tr> <td>Uncertain</td> <td>0</td> <td>0%</td> </tr> <tr> <td>Disagree</td> <td>1</td> <td>2.94%</td> </tr> <tr> <td>Strongly Disagree</td> <td>0</td> <td>0%</td> </tr> </tbody> </table>	Choice	Number	Percentage	Strongly Agree	23	67.65%	Agree	10	29.41%	Uncertain	0	0%	Disagree	1	2.94%	Strongly Disagree	0	0%	 <ul style="list-style-type: none"> ● Stron... ● Agree ● Disa...
Choice	Number	Percentage																			
Strongly Agree	23	67.65%																			
Agree	10	29.41%																			
Uncertain	0	0%																			
Disagree	1	2.94%																			
Strongly Disagree	0	0%																			
11	The Instructor is fair in examination	<table border="1"> <thead> <tr> <th>Choice</th> <th>Number</th> <th>Percentage</th> </tr> </thead> <tbody> <tr> <td>Strongly Agree</td> <td>20</td> <td>58.82%</td> </tr> <tr> <td>Agree</td> <td>13</td> <td>38.24%</td> </tr> <tr> <td>Uncertain</td> <td>0</td> <td>0%</td> </tr> <tr> <td>Disagree</td> <td>1</td> <td>2.94%</td> </tr> <tr> <td>Strongly Disagree</td> <td>0</td> <td>0%</td> </tr> </tbody> </table>	Choice	Number	Percentage	Strongly Agree	20	58.82%	Agree	13	38.24%	Uncertain	0	0%	Disagree	1	2.94%	Strongly Disagree	0	0%	 <ul style="list-style-type: none"> ● Stron... ● Agree ● Disa...
Choice	Number	Percentage																			
Strongly Agree	20	58.82%																			
Agree	13	38.24%																			
Uncertain	0	0%																			
Disagree	1	2.94%																			
Strongly Disagree	0	0%																			
12	The Instructor returns the graded scripts etc. in a reasonable amount of time	<table border="1"> <thead> <tr> <th>Choice</th> <th>Number</th> <th>Percentage</th> </tr> </thead> <tbody> <tr> <td>Strongly Agree</td> <td>20</td> <td>58.82%</td> </tr> <tr> <td>Agree</td> <td>13</td> <td>38.24%</td> </tr> <tr> <td>Uncertain</td> <td>0</td> <td>0%</td> </tr> <tr> <td>Disagree</td> <td>1</td> <td>2.94%</td> </tr> <tr> <td>Strongly Disagree</td> <td>0</td> <td>0%</td> </tr> </tbody> </table>	Choice	Number	Percentage	Strongly Agree	20	58.82%	Agree	13	38.24%	Uncertain	0	0%	Disagree	1	2.94%	Strongly Disagree	0	0%	 <ul style="list-style-type: none"> ● Stron... ● Agree ● Disa...
Choice	Number	Percentage																			
Strongly Agree	20	58.82%																			
Agree	13	38.24%																			
Uncertain	0	0%																			
Disagree	1	2.94%																			
Strongly Disagree	0	0%																			
13	The Instructor was available during the specified office hours and for after class consultations	<table border="1"> <thead> <tr> <th>Choice</th> <th>Number</th> <th>Percentage</th> </tr> </thead> <tbody> <tr> <td>Strongly Agree</td> <td>21</td> <td>61.76%</td> </tr> <tr> <td>Agree</td> <td>12</td> <td>35.29%</td> </tr> <tr> <td>Uncertain</td> <td>0</td> <td>0%</td> </tr> <tr> <td>Disagree</td> <td>1</td> <td>2.94%</td> </tr> <tr> <td>Strongly Disagree</td> <td>0</td> <td>0%</td> </tr> </tbody> </table>	Choice	Number	Percentage	Strongly Agree	21	61.76%	Agree	12	35.29%	Uncertain	0	0%	Disagree	1	2.94%	Strongly Disagree	0	0%	 <ul style="list-style-type: none"> ● Stron... ● Agree ● Disa...
Choice	Number	Percentage																			
Strongly Agree	21	61.76%																			
Agree	12	35.29%																			
Uncertain	0	0%																			
Disagree	1	2.94%																			
Strongly Disagree	0	0%																			
14	The Subject matter presented in the course has increased your knowledge of the subject	<table border="1"> <thead> <tr> <th>Choice</th> <th>Number</th> <th>Percentage</th> </tr> </thead> <tbody> <tr> <td>Strongly Agree</td> <td>21</td> <td>61.76%</td> </tr> <tr> <td>Agree</td> <td>12</td> <td>35.29%</td> </tr> <tr> <td>Uncertain</td> <td>0</td> <td>0%</td> </tr> <tr> <td>Disagree</td> <td>1</td> <td>2.94%</td> </tr> <tr> <td>Strongly Disagree</td> <td>0</td> <td>0%</td> </tr> </tbody> </table>	Choice	Number	Percentage	Strongly Agree	21	61.76%	Agree	12	35.29%	Uncertain	0	0%	Disagree	1	2.94%	Strongly Disagree	0	0%	 <ul style="list-style-type: none"> ● Stron... ● Agree ● Disa...
Choice	Number	Percentage																			
Strongly Agree	21	61.76%																			
Agree	12	35.29%																			
Uncertain	0	0%																			
Disagree	1	2.94%																			
Strongly Disagree	0	0%																			

15	The syllabus clearly states course objectives requirements, procedures and grading criteria	<table border="1"> <thead> <tr> <th>Choice</th> <th>Number</th> <th>Percentage</th> </tr> </thead> <tbody> <tr> <td>Strongly Agree</td> <td>20</td> <td>58.82%</td> </tr> <tr> <td>Agree</td> <td>11</td> <td>32.35%</td> </tr> <tr> <td>Uncertain</td> <td>2</td> <td>5.88%</td> </tr> <tr> <td>Disagree</td> <td>1</td> <td>2.94%</td> </tr> <tr> <td>Strongly Disagree</td> <td>0</td> <td>0%</td> </tr> </tbody> </table>	Choice	Number	Percentage	Strongly Agree	20	58.82%	Agree	11	32.35%	Uncertain	2	5.88%	Disagree	1	2.94%	Strongly Disagree	0	0%	
Choice	Number	Percentage																			
Strongly Agree	20	58.82%																			
Agree	11	32.35%																			
Uncertain	2	5.88%																			
Disagree	1	2.94%																			
Strongly Disagree	0	0%																			
16	The course integrates theoretical course concepts with real-world applications	<table border="1"> <thead> <tr> <th>Choice</th> <th>Number</th> <th>Percentage</th> </tr> </thead> <tbody> <tr> <td>Strongly Agree</td> <td>21</td> <td>61.76%</td> </tr> <tr> <td>Agree</td> <td>10</td> <td>29.41%</td> </tr> <tr> <td>Uncertain</td> <td>1</td> <td>2.94%</td> </tr> <tr> <td>Disagree</td> <td>2</td> <td>5.88%</td> </tr> <tr> <td>Strongly Disagree</td> <td>0</td> <td>0%</td> </tr> </tbody> </table>	Choice	Number	Percentage	Strongly Agree	21	61.76%	Agree	10	29.41%	Uncertain	1	2.94%	Disagree	2	5.88%	Strongly Disagree	0	0%	
Choice	Number	Percentage																			
Strongly Agree	21	61.76%																			
Agree	10	29.41%																			
Uncertain	1	2.94%																			
Disagree	2	5.88%																			
Strongly Disagree	0	0%																			
17	The assignments and exams covered the materials presented in the course	<table border="1"> <thead> <tr> <th>Choice</th> <th>Number</th> <th>Percentage</th> </tr> </thead> <tbody> <tr> <td>Strongly Agree</td> <td>20</td> <td>58.82%</td> </tr> <tr> <td>Agree</td> <td>11</td> <td>32.35%</td> </tr> <tr> <td>Uncertain</td> <td>2</td> <td>5.88%</td> </tr> <tr> <td>Disagree</td> <td>1</td> <td>2.94%</td> </tr> <tr> <td>Strongly Disagree</td> <td>0</td> <td>0%</td> </tr> </tbody> </table>	Choice	Number	Percentage	Strongly Agree	20	58.82%	Agree	11	32.35%	Uncertain	2	5.88%	Disagree	1	2.94%	Strongly Disagree	0	0%	
Choice	Number	Percentage																			
Strongly Agree	20	58.82%																			
Agree	11	32.35%																			
Uncertain	2	5.88%																			
Disagree	1	2.94%																			
Strongly Disagree	0	0%																			
18	The course material is modern and updated	<table border="1"> <thead> <tr> <th>Choice</th> <th>Number</th> <th>Percentage</th> </tr> </thead> <tbody> <tr> <td>Strongly Agree</td> <td>22</td> <td>64.71%</td> </tr> <tr> <td>Agree</td> <td>10</td> <td>29.41%</td> </tr> <tr> <td>Uncertain</td> <td>1</td> <td>2.94%</td> </tr> <tr> <td>Disagree</td> <td>1</td> <td>2.94%</td> </tr> <tr> <td>Strongly Disagree</td> <td>0</td> <td>0%</td> </tr> </tbody> </table>	Choice	Number	Percentage	Strongly Agree	22	64.71%	Agree	10	29.41%	Uncertain	1	2.94%	Disagree	1	2.94%	Strongly Disagree	0	0%	
Choice	Number	Percentage																			
Strongly Agree	22	64.71%																			
Agree	10	29.41%																			
Uncertain	1	2.94%																			
Disagree	1	2.94%																			
Strongly Disagree	0	0%																			

Teachers Comment

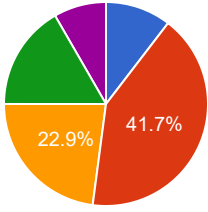
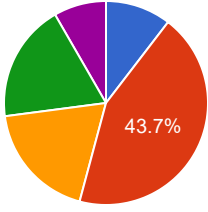
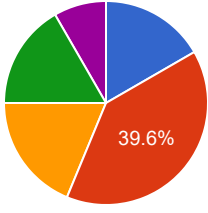
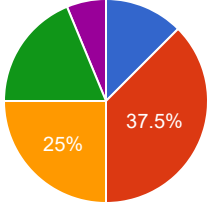
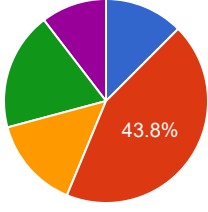
Best teacher
outstanding
best teacher
good with the subject
he is very good teacher.
Good teacher
excellent
The instructor teach us very well
teacher teach us very well through out semester
Excellent teacher
exclent teaching
The teacher is very great
The teacher is very great
good teacher but some times use un responsibility
good teacher but some times use un responsibility

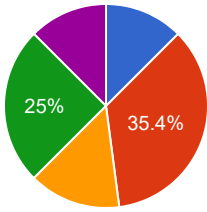
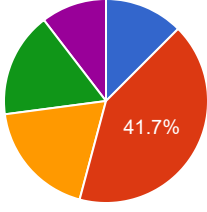
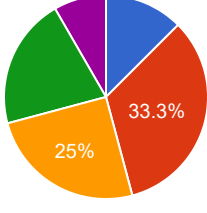
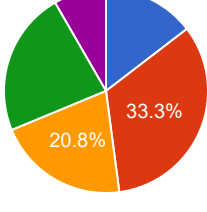
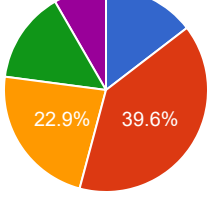
Course Comment

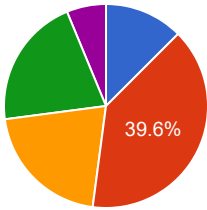
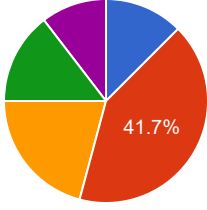
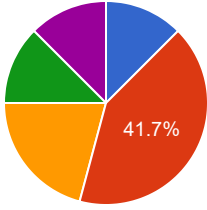
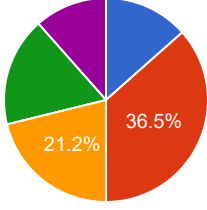
Boring subject
outstanding
good course
good to learn this subject
informative
we get information from the course
very good
learnable
informarive
got many things
The instructor have completed full course
course is very beneficial for me
incomplete
nice subject according to civil engineering
nice subject according to civil engineering

Teacher Evaluation - Program: 0254

Teacher Name: AZIZ AHMAD		Course ID: CT-205(L)(2) Course Title: Fluid Mechanics		Session: 2018 Fall	
Shift: Weekend -- Section:		Total Strength: 53		Attempted: 48	
S.No	Question	Opinions			Chart
1	The Instructor is prepared for each class	Choice	Number	Percentage	<ul style="list-style-type: none"> ● Stron... ● Agree ● Unce... ● Disa... ● Stron...
		Strongly Agree	7	14.58%	
		Agree	16	33.33%	
		Uncertain	11	22.92%	
		Disagree	10	20.83%	
		Strongly Disagree	4	8.33%	
2	The Instructor demonstrates knowledge of the subject	Choice	Number	Percentage	<ul style="list-style-type: none"> ● Stron... ● Agree ● Unce... ● Disa... ● Stron...
		Strongly Agree	10	20.83%	
		Agree	20	41.67%	
		Uncertain	8	16.67%	
		Disagree	7	14.58%	
		Strongly Disagree	3	6.25%	
3	The Instructor has completed the whole course	Choice	Number	Percentage	<ul style="list-style-type: none"> ● Stron... ● Agree ● Unce... ● Disa... ● Stron...
		Strongly Agree	7	14.58%	
		Agree	13	27.08%	
		Uncertain	9	18.75%	
		Disagree	13	27.08%	
		Strongly Disagree	6	12.5%	
4	The Instructor provides additional material apart from the textbook	Choice	Number	Percentage	<ul style="list-style-type: none"> ● Stron... ● Agree ● Unce... ● Disa... ● Stron...
		Strongly Agree	6	12.5%	
		Agree	17	35.42%	
		Uncertain	11	22.92%	
		Disagree	10	20.83%	
		Strongly Disagree	4	8.33%	

5	The Instructor gives citations regarding current situations with reference to Pakistani context	<table border="1"> <thead> <tr> <th>Choice</th> <th>Number</th> <th>Percentage</th> </tr> </thead> <tbody> <tr> <td>Strongly Agree</td> <td>5</td> <td>10.42%</td> </tr> <tr> <td>Agree</td> <td>20</td> <td>41.67%</td> </tr> <tr> <td>Uncertain</td> <td>11</td> <td>22.92%</td> </tr> <tr> <td>Disagree</td> <td>8</td> <td>16.67%</td> </tr> <tr> <td>Strongly Disagree</td> <td>4</td> <td>8.33%</td> </tr> </tbody> </table>	Choice	Number	Percentage	Strongly Agree	5	10.42%	Agree	20	41.67%	Uncertain	11	22.92%	Disagree	8	16.67%	Strongly Disagree	4	8.33%	 <ul style="list-style-type: none"> ● Stron... ● Agree ● Unce... ● Disa... ● Stron...
Choice	Number	Percentage																			
Strongly Agree	5	10.42%																			
Agree	20	41.67%																			
Uncertain	11	22.92%																			
Disagree	8	16.67%																			
Strongly Disagree	4	8.33%																			
6	The Instructor communicates the subject matter effectively	<table border="1"> <thead> <tr> <th>Choice</th> <th>Number</th> <th>Percentage</th> </tr> </thead> <tbody> <tr> <td>Strongly Agree</td> <td>5</td> <td>10.42%</td> </tr> <tr> <td>Agree</td> <td>21</td> <td>43.75%</td> </tr> <tr> <td>Uncertain</td> <td>9</td> <td>18.75%</td> </tr> <tr> <td>Disagree</td> <td>9</td> <td>18.75%</td> </tr> <tr> <td>Strongly Disagree</td> <td>4</td> <td>8.33%</td> </tr> </tbody> </table>	Choice	Number	Percentage	Strongly Agree	5	10.42%	Agree	21	43.75%	Uncertain	9	18.75%	Disagree	9	18.75%	Strongly Disagree	4	8.33%	 <ul style="list-style-type: none"> ● Stron... ● Agree ● Unce... ● Disa... ● Stron...
Choice	Number	Percentage																			
Strongly Agree	5	10.42%																			
Agree	21	43.75%																			
Uncertain	9	18.75%																			
Disagree	9	18.75%																			
Strongly Disagree	4	8.33%																			
7	The Instructor shows respect towards students and encourages class participation	<table border="1"> <thead> <tr> <th>Choice</th> <th>Number</th> <th>Percentage</th> </tr> </thead> <tbody> <tr> <td>Strongly Agree</td> <td>8</td> <td>16.67%</td> </tr> <tr> <td>Agree</td> <td>19</td> <td>39.58%</td> </tr> <tr> <td>Uncertain</td> <td>9</td> <td>18.75%</td> </tr> <tr> <td>Disagree</td> <td>8</td> <td>16.67%</td> </tr> <tr> <td>Strongly Disagree</td> <td>4</td> <td>8.33%</td> </tr> </tbody> </table>	Choice	Number	Percentage	Strongly Agree	8	16.67%	Agree	19	39.58%	Uncertain	9	18.75%	Disagree	8	16.67%	Strongly Disagree	4	8.33%	 <ul style="list-style-type: none"> ● Stron... ● Agree ● Unce... ● Disa... ● Stron...
Choice	Number	Percentage																			
Strongly Agree	8	16.67%																			
Agree	19	39.58%																			
Uncertain	9	18.75%																			
Disagree	8	16.67%																			
Strongly Disagree	4	8.33%																			
8	The Instructor maintains an environment that is conducive to learning	<table border="1"> <thead> <tr> <th>Choice</th> <th>Number</th> <th>Percentage</th> </tr> </thead> <tbody> <tr> <td>Strongly Agree</td> <td>6</td> <td>12.5%</td> </tr> <tr> <td>Agree</td> <td>18</td> <td>37.5%</td> </tr> <tr> <td>Uncertain</td> <td>12</td> <td>25%</td> </tr> <tr> <td>Disagree</td> <td>9</td> <td>18.75%</td> </tr> <tr> <td>Strongly Disagree</td> <td>3</td> <td>6.25%</td> </tr> </tbody> </table>	Choice	Number	Percentage	Strongly Agree	6	12.5%	Agree	18	37.5%	Uncertain	12	25%	Disagree	9	18.75%	Strongly Disagree	3	6.25%	 <ul style="list-style-type: none"> ● Stron... ● Agree ● Unce... ● Disa... ● Stron...
Choice	Number	Percentage																			
Strongly Agree	6	12.5%																			
Agree	18	37.5%																			
Uncertain	12	25%																			
Disagree	9	18.75%																			
Strongly Disagree	3	6.25%																			
9	The Instructor arrives on time	<table border="1"> <thead> <tr> <th>Choice</th> <th>Number</th> <th>Percentage</th> </tr> </thead> <tbody> <tr> <td>Strongly Agree</td> <td>6</td> <td>12.5%</td> </tr> <tr> <td>Agree</td> <td>21</td> <td>43.75%</td> </tr> <tr> <td>Uncertain</td> <td>7</td> <td>14.58%</td> </tr> <tr> <td>Disagree</td> <td>9</td> <td>18.75%</td> </tr> <tr> <td>Strongly Disagree</td> <td>5</td> <td>10.42%</td> </tr> </tbody> </table>	Choice	Number	Percentage	Strongly Agree	6	12.5%	Agree	21	43.75%	Uncertain	7	14.58%	Disagree	9	18.75%	Strongly Disagree	5	10.42%	 <ul style="list-style-type: none"> ● Stron... ● Agree ● Unce... ● Disa... ● Stron...
Choice	Number	Percentage																			
Strongly Agree	6	12.5%																			
Agree	21	43.75%																			
Uncertain	7	14.58%																			
Disagree	9	18.75%																			
Strongly Disagree	5	10.42%																			

10	The Instructor leaves on time	<table border="1"> <thead> <tr> <th>Choice</th> <th>Number</th> <th>Percentage</th> </tr> </thead> <tbody> <tr> <td>Strongly Agree</td> <td>6</td> <td>12.5%</td> </tr> <tr> <td>Agree</td> <td>17</td> <td>35.42%</td> </tr> <tr> <td>Uncertain</td> <td>7</td> <td>14.58%</td> </tr> <tr> <td>Disagree</td> <td>12</td> <td>25%</td> </tr> <tr> <td>Strongly Disagree</td> <td>6</td> <td>12.5%</td> </tr> </tbody> </table>	Choice	Number	Percentage	Strongly Agree	6	12.5%	Agree	17	35.42%	Uncertain	7	14.58%	Disagree	12	25%	Strongly Disagree	6	12.5%	 <ul style="list-style-type: none"> ● Stron... ● Agree ● Unce... ● Disa... ● Stron...
Choice	Number	Percentage																			
Strongly Agree	6	12.5%																			
Agree	17	35.42%																			
Uncertain	7	14.58%																			
Disagree	12	25%																			
Strongly Disagree	6	12.5%																			
11	The Instructor is fair in examination	<table border="1"> <thead> <tr> <th>Choice</th> <th>Number</th> <th>Percentage</th> </tr> </thead> <tbody> <tr> <td>Strongly Agree</td> <td>6</td> <td>12.5%</td> </tr> <tr> <td>Agree</td> <td>20</td> <td>41.67%</td> </tr> <tr> <td>Uncertain</td> <td>9</td> <td>18.75%</td> </tr> <tr> <td>Disagree</td> <td>8</td> <td>16.67%</td> </tr> <tr> <td>Strongly Disagree</td> <td>5</td> <td>10.42%</td> </tr> </tbody> </table>	Choice	Number	Percentage	Strongly Agree	6	12.5%	Agree	20	41.67%	Uncertain	9	18.75%	Disagree	8	16.67%	Strongly Disagree	5	10.42%	 <ul style="list-style-type: none"> ● Stron... ● Agree ● Unce... ● Disa... ● Stron...
Choice	Number	Percentage																			
Strongly Agree	6	12.5%																			
Agree	20	41.67%																			
Uncertain	9	18.75%																			
Disagree	8	16.67%																			
Strongly Disagree	5	10.42%																			
12	The Instructor returns the graded scripts etc. in a reasonable amount of time	<table border="1"> <thead> <tr> <th>Choice</th> <th>Number</th> <th>Percentage</th> </tr> </thead> <tbody> <tr> <td>Strongly Agree</td> <td>6</td> <td>12.5%</td> </tr> <tr> <td>Agree</td> <td>16</td> <td>33.33%</td> </tr> <tr> <td>Uncertain</td> <td>12</td> <td>25%</td> </tr> <tr> <td>Disagree</td> <td>10</td> <td>20.83%</td> </tr> <tr> <td>Strongly Disagree</td> <td>4</td> <td>8.33%</td> </tr> </tbody> </table>	Choice	Number	Percentage	Strongly Agree	6	12.5%	Agree	16	33.33%	Uncertain	12	25%	Disagree	10	20.83%	Strongly Disagree	4	8.33%	 <ul style="list-style-type: none"> ● Stron... ● Agree ● Unce... ● Disa... ● Stron...
Choice	Number	Percentage																			
Strongly Agree	6	12.5%																			
Agree	16	33.33%																			
Uncertain	12	25%																			
Disagree	10	20.83%																			
Strongly Disagree	4	8.33%																			
13	The Instructor was available during the specified office hours and for after class consultations	<table border="1"> <thead> <tr> <th>Choice</th> <th>Number</th> <th>Percentage</th> </tr> </thead> <tbody> <tr> <td>Strongly Agree</td> <td>7</td> <td>14.58%</td> </tr> <tr> <td>Agree</td> <td>16</td> <td>33.33%</td> </tr> <tr> <td>Uncertain</td> <td>10</td> <td>20.83%</td> </tr> <tr> <td>Disagree</td> <td>11</td> <td>22.92%</td> </tr> <tr> <td>Strongly Disagree</td> <td>4</td> <td>8.33%</td> </tr> </tbody> </table>	Choice	Number	Percentage	Strongly Agree	7	14.58%	Agree	16	33.33%	Uncertain	10	20.83%	Disagree	11	22.92%	Strongly Disagree	4	8.33%	 <ul style="list-style-type: none"> ● Stron... ● Agree ● Unce... ● Disa... ● Stron...
Choice	Number	Percentage																			
Strongly Agree	7	14.58%																			
Agree	16	33.33%																			
Uncertain	10	20.83%																			
Disagree	11	22.92%																			
Strongly Disagree	4	8.33%																			
14	The Subject matter presented in the course has increased your knowledge of the subject	<table border="1"> <thead> <tr> <th>Choice</th> <th>Number</th> <th>Percentage</th> </tr> </thead> <tbody> <tr> <td>Strongly Agree</td> <td>7</td> <td>14.58%</td> </tr> <tr> <td>Agree</td> <td>19</td> <td>39.58%</td> </tr> <tr> <td>Uncertain</td> <td>11</td> <td>22.92%</td> </tr> <tr> <td>Disagree</td> <td>7</td> <td>14.58%</td> </tr> <tr> <td>Strongly Disagree</td> <td>4</td> <td>8.33%</td> </tr> </tbody> </table>	Choice	Number	Percentage	Strongly Agree	7	14.58%	Agree	19	39.58%	Uncertain	11	22.92%	Disagree	7	14.58%	Strongly Disagree	4	8.33%	 <ul style="list-style-type: none"> ● Stron... ● Agree ● Unce... ● Disa... ● Stron...
Choice	Number	Percentage																			
Strongly Agree	7	14.58%																			
Agree	19	39.58%																			
Uncertain	11	22.92%																			
Disagree	7	14.58%																			
Strongly Disagree	4	8.33%																			

15	The syllabus clearly states course objectives requirements, procedures and grading criteria	<table border="1"> <thead> <tr> <th>Choice</th> <th>Number</th> <th>Percentage</th> </tr> </thead> <tbody> <tr> <td>Strongly Agree</td> <td>6</td> <td>12.5%</td> </tr> <tr> <td>Agree</td> <td>19</td> <td>39.58%</td> </tr> <tr> <td>Uncertain</td> <td>10</td> <td>20.83%</td> </tr> <tr> <td>Disagree</td> <td>10</td> <td>20.83%</td> </tr> <tr> <td>Strongly Disagree</td> <td>3</td> <td>6.25%</td> </tr> </tbody> </table>	Choice	Number	Percentage	Strongly Agree	6	12.5%	Agree	19	39.58%	Uncertain	10	20.83%	Disagree	10	20.83%	Strongly Disagree	3	6.25%	 <p>39.6%</p> <ul style="list-style-type: none"> ● Stron... ● Agree ● Unce... ● Disa... ● Stron...
Choice	Number	Percentage																			
Strongly Agree	6	12.5%																			
Agree	19	39.58%																			
Uncertain	10	20.83%																			
Disagree	10	20.83%																			
Strongly Disagree	3	6.25%																			
16	The course integrates theoretical course concepts with real-world applications	<table border="1"> <thead> <tr> <th>Choice</th> <th>Number</th> <th>Percentage</th> </tr> </thead> <tbody> <tr> <td>Strongly Agree</td> <td>6</td> <td>12.5%</td> </tr> <tr> <td>Agree</td> <td>20</td> <td>41.67%</td> </tr> <tr> <td>Uncertain</td> <td>10</td> <td>20.83%</td> </tr> <tr> <td>Disagree</td> <td>7</td> <td>14.58%</td> </tr> <tr> <td>Strongly Disagree</td> <td>5</td> <td>10.42%</td> </tr> </tbody> </table>	Choice	Number	Percentage	Strongly Agree	6	12.5%	Agree	20	41.67%	Uncertain	10	20.83%	Disagree	7	14.58%	Strongly Disagree	5	10.42%	 <p>41.7%</p> <ul style="list-style-type: none"> ● Stron... ● Agree ● Unce... ● Disa... ● Stron...
Choice	Number	Percentage																			
Strongly Agree	6	12.5%																			
Agree	20	41.67%																			
Uncertain	10	20.83%																			
Disagree	7	14.58%																			
Strongly Disagree	5	10.42%																			
17	The assignments and exams covered the materials presented in the course	<table border="1"> <thead> <tr> <th>Choice</th> <th>Number</th> <th>Percentage</th> </tr> </thead> <tbody> <tr> <td>Strongly Agree</td> <td>6</td> <td>12.5%</td> </tr> <tr> <td>Agree</td> <td>20</td> <td>41.67%</td> </tr> <tr> <td>Uncertain</td> <td>10</td> <td>20.83%</td> </tr> <tr> <td>Disagree</td> <td>6</td> <td>12.5%</td> </tr> <tr> <td>Strongly Disagree</td> <td>6</td> <td>12.5%</td> </tr> </tbody> </table>	Choice	Number	Percentage	Strongly Agree	6	12.5%	Agree	20	41.67%	Uncertain	10	20.83%	Disagree	6	12.5%	Strongly Disagree	6	12.5%	 <p>41.7%</p> <ul style="list-style-type: none"> ● Stron... ● Agree ● Unce... ● Disa... ● Stron...
Choice	Number	Percentage																			
Strongly Agree	6	12.5%																			
Agree	20	41.67%																			
Uncertain	10	20.83%																			
Disagree	6	12.5%																			
Strongly Disagree	6	12.5%																			
18	The course material is modern and updated	<table border="1"> <thead> <tr> <th>Choice</th> <th>Number</th> <th>Percentage</th> </tr> </thead> <tbody> <tr> <td>Strongly Agree</td> <td>7</td> <td>14.58%</td> </tr> <tr> <td>Agree</td> <td>19</td> <td>39.58%</td> </tr> <tr> <td>Uncertain</td> <td>11</td> <td>22.92%</td> </tr> <tr> <td>Disagree</td> <td>9</td> <td>18.75%</td> </tr> <tr> <td>Strongly Disagree</td> <td>6</td> <td>12.5%</td> </tr> </tbody> </table>	Choice	Number	Percentage	Strongly Agree	7	14.58%	Agree	19	39.58%	Uncertain	11	22.92%	Disagree	9	18.75%	Strongly Disagree	6	12.5%	 <p>36.5%</p> <p>21.2%</p> <ul style="list-style-type: none"> ● Stron... ● Agree ● Unce... ● Disa... ● Stron...
Choice	Number	Percentage																			
Strongly Agree	7	14.58%																			
Agree	19	39.58%																			
Uncertain	11	22.92%																			
Disagree	9	18.75%																			
Strongly Disagree	6	12.5%																			

Teachers Comment

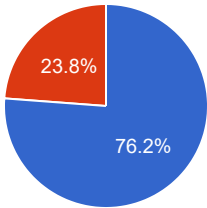
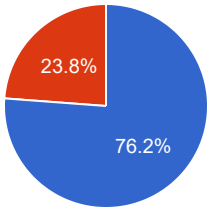
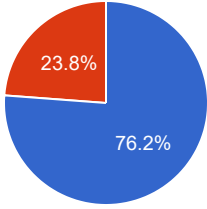
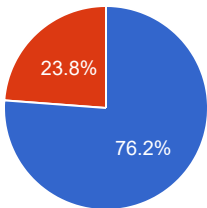
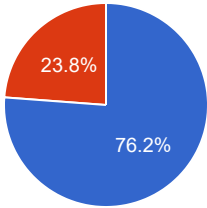
lot of classes absent
nothing present
I am not Agree with this Teacher
with the passage of time there change two teacher but boths are best
The teacher is not good he does not attend the class and leave the course outline
Good Teacher
Good teacher
Not impresse
i dont know about MR Aziz Ahmad because he d'ont teach us , in 4 hours class he
teach only one hour and in whole semester the the teacher MR Aziz Ahmad Attend
only two class with us
Not satisfied
Aziz Ahmad
Aziz Ahmad
HE HAS GOOD METHODOLOGY OF TEACHING
the techer come only for 2 classes
Juxt 4 class he take
good

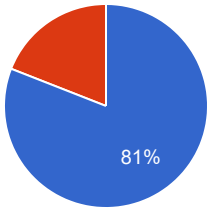
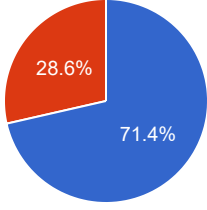
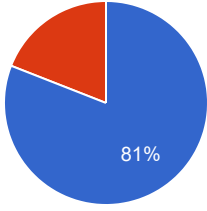
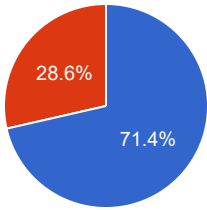
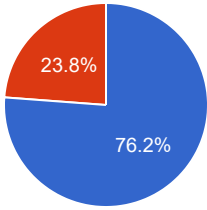
Course Comment

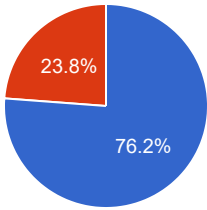
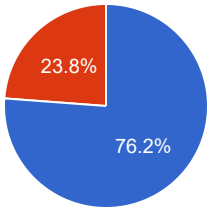
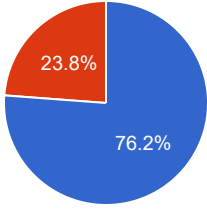
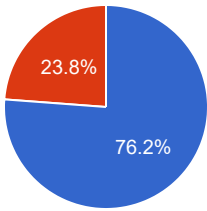
satisfied
course is not complete
very nicee
course not complete
The course is not complete
Not completed
No impress
not bad at all
not bad at all
i am not satisfied from the course because we d'ont know who to works in Fluids
lab
less practicale work
Missed all the classes
Fluid mechanics lab
Fluid mechanics lab
uncomplete
THE COURSE IS OF MODERN USE
course id easy and finished
0 experiment we did

Teacher Evaluation - Program: 0254

Teacher Name: ADIL RAFIQ		Course ID: CT-403 Course Title: Computer Aided Analysis & Design		Session: 2018 Fall																			
Shift: After noon -- Section:		Total Strength: 22		Attempted: 21																			
S.No	Question	Opinions			Chart																		
1	The Instructor is prepared for each class	<table border="1"> <thead> <tr> <th>Choice</th> <th>Number</th> <th>Percentage</th> </tr> </thead> <tbody> <tr> <td>Strongly Agree</td> <td>16</td> <td>76.19%</td> </tr> <tr> <td>Agree</td> <td>5</td> <td>23.81%</td> </tr> <tr> <td>Uncertain</td> <td>0</td> <td>0%</td> </tr> <tr> <td>Disagree</td> <td>0</td> <td>0%</td> </tr> <tr> <td>Strongly Disagree</td> <td>0</td> <td>0%</td> </tr> </tbody> </table>	Choice	Number	Percentage	Strongly Agree	16	76.19%	Agree	5	23.81%	Uncertain	0	0%	Disagree	0	0%	Strongly Disagree	0	0%	<p>A pie chart with two segments: a large blue segment representing 76.2% (Strongly Agree) and a smaller red segment representing 23.8% (Agree). A legend to the right shows a blue circle for 'Stron...' and a red circle for 'Agree'.</p>		
Choice	Number	Percentage																					
Strongly Agree	16	76.19%																					
Agree	5	23.81%																					
Uncertain	0	0%																					
Disagree	0	0%																					
Strongly Disagree	0	0%																					
2	The Instructor demonstrates knowledge of the subject	<table border="1"> <thead> <tr> <th>Choice</th> <th>Number</th> <th>Percentage</th> </tr> </thead> <tbody> <tr> <td>Strongly Agree</td> <td>17</td> <td>80.95%</td> </tr> <tr> <td>Agree</td> <td>4</td> <td>19.05%</td> </tr> <tr> <td>Uncertain</td> <td>0</td> <td>0%</td> </tr> <tr> <td>Disagree</td> <td>0</td> <td>0%</td> </tr> <tr> <td>Strongly Disagree</td> <td>0</td> <td>0%</td> </tr> </tbody> </table>	Choice	Number	Percentage	Strongly Agree	17	80.95%	Agree	4	19.05%	Uncertain	0	0%	Disagree	0	0%	Strongly Disagree	0	0%	<p>A pie chart with two segments: a large blue segment representing 81% (Strongly Agree) and a smaller red segment representing 19.05% (Agree). A legend to the right shows a blue circle for 'Stron...' and a red circle for 'Agree'.</p>		
Choice	Number	Percentage																					
Strongly Agree	17	80.95%																					
Agree	4	19.05%																					
Uncertain	0	0%																					
Disagree	0	0%																					
Strongly Disagree	0	0%																					
3	The Instructor has completed the whole course	<table border="1"> <thead> <tr> <th>Choice</th> <th>Number</th> <th>Percentage</th> </tr> </thead> <tbody> <tr> <td>Strongly Agree</td> <td>16</td> <td>76.19%</td> </tr> <tr> <td>Agree</td> <td>5</td> <td>23.81%</td> </tr> <tr> <td>Uncertain</td> <td>0</td> <td>0%</td> </tr> <tr> <td>Disagree</td> <td>0</td> <td>0%</td> </tr> <tr> <td>Strongly Disagree</td> <td>0</td> <td>0%</td> </tr> </tbody> </table>	Choice	Number	Percentage	Strongly Agree	16	76.19%	Agree	5	23.81%	Uncertain	0	0%	Disagree	0	0%	Strongly Disagree	0	0%	<p>A pie chart with two segments: a large blue segment representing 76.2% (Strongly Agree) and a smaller red segment representing 23.8% (Agree). A legend to the right shows a blue circle for 'Stron...' and a red circle for 'Agree'.</p>		
Choice	Number	Percentage																					
Strongly Agree	16	76.19%																					
Agree	5	23.81%																					
Uncertain	0	0%																					
Disagree	0	0%																					
Strongly Disagree	0	0%																					
4	The Instructor provides additional material apart from the textbook	<table border="1"> <thead> <tr> <th>Choice</th> <th>Number</th> <th>Percentage</th> </tr> </thead> <tbody> <tr> <td>Strongly Agree</td> <td>17</td> <td>80.95%</td> </tr> <tr> <td>Agree</td> <td>4</td> <td>19.05%</td> </tr> <tr> <td>Uncertain</td> <td>0</td> <td>0%</td> </tr> <tr> <td>Disagree</td> <td>0</td> <td>0%</td> </tr> <tr> <td>Strongly Disagree</td> <td>0</td> <td>0%</td> </tr> </tbody> </table>	Choice	Number	Percentage	Strongly Agree	17	80.95%	Agree	4	19.05%	Uncertain	0	0%	Disagree	0	0%	Strongly Disagree	0	0%	<p>A pie chart with two segments: a large blue segment representing 81% (Strongly Agree) and a smaller red segment representing 19.05% (Agree). A legend to the right shows a blue circle for 'Stron...' and a red circle for 'Agree'.</p>		
Choice	Number	Percentage																					
Strongly Agree	17	80.95%																					
Agree	4	19.05%																					
Uncertain	0	0%																					
Disagree	0	0%																					
Strongly Disagree	0	0%																					

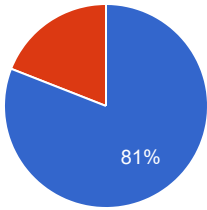
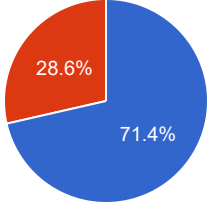
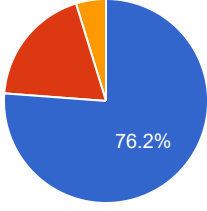
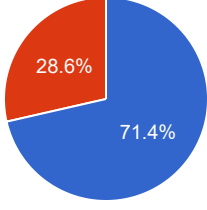
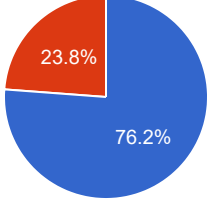
5	The Instructor gives citations regarding current situations with reference to Pakistani context	<table border="1"> <thead> <tr> <th>Choice</th> <th>Number</th> <th>Percentage</th> </tr> </thead> <tbody> <tr> <td>Strongly Agree</td> <td>16</td> <td>76.19%</td> </tr> <tr> <td>Agree</td> <td>5</td> <td>23.81%</td> </tr> <tr> <td>Uncertain</td> <td>0</td> <td>0%</td> </tr> <tr> <td>Disagree</td> <td>0</td> <td>0%</td> </tr> <tr> <td>Strongly Disagree</td> <td>0</td> <td>0%</td> </tr> </tbody> </table>	Choice	Number	Percentage	Strongly Agree	16	76.19%	Agree	5	23.81%	Uncertain	0	0%	Disagree	0	0%	Strongly Disagree	0	0%	 <p>● Stron... ● Agree</p>
Choice	Number	Percentage																			
Strongly Agree	16	76.19%																			
Agree	5	23.81%																			
Uncertain	0	0%																			
Disagree	0	0%																			
Strongly Disagree	0	0%																			
6	The Instructor communicates the subject matter effectively	<table border="1"> <thead> <tr> <th>Choice</th> <th>Number</th> <th>Percentage</th> </tr> </thead> <tbody> <tr> <td>Strongly Agree</td> <td>16</td> <td>76.19%</td> </tr> <tr> <td>Agree</td> <td>5</td> <td>23.81%</td> </tr> <tr> <td>Uncertain</td> <td>0</td> <td>0%</td> </tr> <tr> <td>Disagree</td> <td>0</td> <td>0%</td> </tr> <tr> <td>Strongly Disagree</td> <td>0</td> <td>0%</td> </tr> </tbody> </table>	Choice	Number	Percentage	Strongly Agree	16	76.19%	Agree	5	23.81%	Uncertain	0	0%	Disagree	0	0%	Strongly Disagree	0	0%	 <p>● Stron... ● Agree</p>
Choice	Number	Percentage																			
Strongly Agree	16	76.19%																			
Agree	5	23.81%																			
Uncertain	0	0%																			
Disagree	0	0%																			
Strongly Disagree	0	0%																			
7	The Instructor shows respect towards students and encourages class participation	<table border="1"> <thead> <tr> <th>Choice</th> <th>Number</th> <th>Percentage</th> </tr> </thead> <tbody> <tr> <td>Strongly Agree</td> <td>16</td> <td>76.19%</td> </tr> <tr> <td>Agree</td> <td>5</td> <td>23.81%</td> </tr> <tr> <td>Uncertain</td> <td>0</td> <td>0%</td> </tr> <tr> <td>Disagree</td> <td>0</td> <td>0%</td> </tr> <tr> <td>Strongly Disagree</td> <td>0</td> <td>0%</td> </tr> </tbody> </table>	Choice	Number	Percentage	Strongly Agree	16	76.19%	Agree	5	23.81%	Uncertain	0	0%	Disagree	0	0%	Strongly Disagree	0	0%	 <p>● Stron... ● Agree</p>
Choice	Number	Percentage																			
Strongly Agree	16	76.19%																			
Agree	5	23.81%																			
Uncertain	0	0%																			
Disagree	0	0%																			
Strongly Disagree	0	0%																			
8	The Instructor maintains an environment that is conducive to learning	<table border="1"> <thead> <tr> <th>Choice</th> <th>Number</th> <th>Percentage</th> </tr> </thead> <tbody> <tr> <td>Strongly Agree</td> <td>16</td> <td>76.19%</td> </tr> <tr> <td>Agree</td> <td>5</td> <td>23.81%</td> </tr> <tr> <td>Uncertain</td> <td>0</td> <td>0%</td> </tr> <tr> <td>Disagree</td> <td>0</td> <td>0%</td> </tr> <tr> <td>Strongly Disagree</td> <td>0</td> <td>0%</td> </tr> </tbody> </table>	Choice	Number	Percentage	Strongly Agree	16	76.19%	Agree	5	23.81%	Uncertain	0	0%	Disagree	0	0%	Strongly Disagree	0	0%	 <p>● Stron... ● Agree</p>
Choice	Number	Percentage																			
Strongly Agree	16	76.19%																			
Agree	5	23.81%																			
Uncertain	0	0%																			
Disagree	0	0%																			
Strongly Disagree	0	0%																			
9	The Instructor arrives on time	<table border="1"> <thead> <tr> <th>Choice</th> <th>Number</th> <th>Percentage</th> </tr> </thead> <tbody> <tr> <td>Strongly Agree</td> <td>16</td> <td>76.19%</td> </tr> <tr> <td>Agree</td> <td>5</td> <td>23.81%</td> </tr> <tr> <td>Uncertain</td> <td>0</td> <td>0%</td> </tr> <tr> <td>Disagree</td> <td>0</td> <td>0%</td> </tr> <tr> <td>Strongly Disagree</td> <td>0</td> <td>0%</td> </tr> </tbody> </table>	Choice	Number	Percentage	Strongly Agree	16	76.19%	Agree	5	23.81%	Uncertain	0	0%	Disagree	0	0%	Strongly Disagree	0	0%	 <p>● Stron... ● Agree</p>
Choice	Number	Percentage																			
Strongly Agree	16	76.19%																			
Agree	5	23.81%																			
Uncertain	0	0%																			
Disagree	0	0%																			
Strongly Disagree	0	0%																			

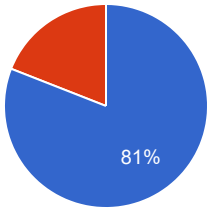
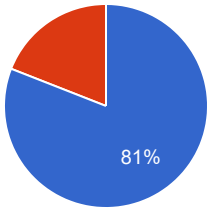
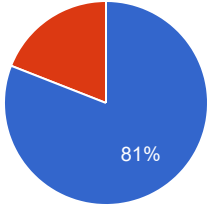
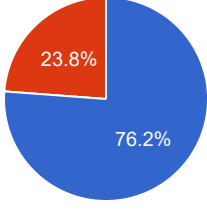
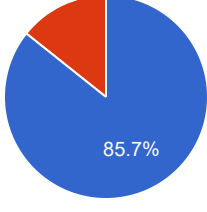
10	The Instructor leaves on time	<table border="1"> <thead> <tr> <th>Choice</th> <th>Number</th> <th>Percentage</th> </tr> </thead> <tbody> <tr> <td>Strongly Agree</td> <td>17</td> <td>80.95%</td> </tr> <tr> <td>Agree</td> <td>4</td> <td>19.05%</td> </tr> <tr> <td>Uncertain</td> <td>0</td> <td>0%</td> </tr> <tr> <td>Disagree</td> <td>0</td> <td>0%</td> </tr> <tr> <td>Strongly Disagree</td> <td>0</td> <td>0%</td> </tr> </tbody> </table>	Choice	Number	Percentage	Strongly Agree	17	80.95%	Agree	4	19.05%	Uncertain	0	0%	Disagree	0	0%	Strongly Disagree	0	0%	 <p>81%</p> <ul style="list-style-type: none"> ● Stron... ● Agree
Choice	Number	Percentage																			
Strongly Agree	17	80.95%																			
Agree	4	19.05%																			
Uncertain	0	0%																			
Disagree	0	0%																			
Strongly Disagree	0	0%																			
11	The Instructor is fair in examination	<table border="1"> <thead> <tr> <th>Choice</th> <th>Number</th> <th>Percentage</th> </tr> </thead> <tbody> <tr> <td>Strongly Agree</td> <td>15</td> <td>71.43%</td> </tr> <tr> <td>Agree</td> <td>6</td> <td>28.57%</td> </tr> <tr> <td>Uncertain</td> <td>0</td> <td>0%</td> </tr> <tr> <td>Disagree</td> <td>0</td> <td>0%</td> </tr> <tr> <td>Strongly Disagree</td> <td>0</td> <td>0%</td> </tr> </tbody> </table>	Choice	Number	Percentage	Strongly Agree	15	71.43%	Agree	6	28.57%	Uncertain	0	0%	Disagree	0	0%	Strongly Disagree	0	0%	 <p>71.4%</p> <ul style="list-style-type: none"> ● Stron... ● Agree
Choice	Number	Percentage																			
Strongly Agree	15	71.43%																			
Agree	6	28.57%																			
Uncertain	0	0%																			
Disagree	0	0%																			
Strongly Disagree	0	0%																			
12	The Instructor returns the graded scripts etc. in a reasonable amount of time	<table border="1"> <thead> <tr> <th>Choice</th> <th>Number</th> <th>Percentage</th> </tr> </thead> <tbody> <tr> <td>Strongly Agree</td> <td>17</td> <td>80.95%</td> </tr> <tr> <td>Agree</td> <td>4</td> <td>19.05%</td> </tr> <tr> <td>Uncertain</td> <td>0</td> <td>0%</td> </tr> <tr> <td>Disagree</td> <td>0</td> <td>0%</td> </tr> <tr> <td>Strongly Disagree</td> <td>0</td> <td>0%</td> </tr> </tbody> </table>	Choice	Number	Percentage	Strongly Agree	17	80.95%	Agree	4	19.05%	Uncertain	0	0%	Disagree	0	0%	Strongly Disagree	0	0%	 <p>81%</p> <ul style="list-style-type: none"> ● Stron... ● Agree
Choice	Number	Percentage																			
Strongly Agree	17	80.95%																			
Agree	4	19.05%																			
Uncertain	0	0%																			
Disagree	0	0%																			
Strongly Disagree	0	0%																			
13	The Instructor was available during the specified office hours and for after class consultations	<table border="1"> <thead> <tr> <th>Choice</th> <th>Number</th> <th>Percentage</th> </tr> </thead> <tbody> <tr> <td>Strongly Agree</td> <td>15</td> <td>71.43%</td> </tr> <tr> <td>Agree</td> <td>6</td> <td>28.57%</td> </tr> <tr> <td>Uncertain</td> <td>0</td> <td>0%</td> </tr> <tr> <td>Disagree</td> <td>0</td> <td>0%</td> </tr> <tr> <td>Strongly Disagree</td> <td>0</td> <td>0%</td> </tr> </tbody> </table>	Choice	Number	Percentage	Strongly Agree	15	71.43%	Agree	6	28.57%	Uncertain	0	0%	Disagree	0	0%	Strongly Disagree	0	0%	 <p>71.4%</p> <ul style="list-style-type: none"> ● Stron... ● Agree
Choice	Number	Percentage																			
Strongly Agree	15	71.43%																			
Agree	6	28.57%																			
Uncertain	0	0%																			
Disagree	0	0%																			
Strongly Disagree	0	0%																			
14	The Subject matter presented in the course has increased your knowledge of the subject	<table border="1"> <thead> <tr> <th>Choice</th> <th>Number</th> <th>Percentage</th> </tr> </thead> <tbody> <tr> <td>Strongly Agree</td> <td>16</td> <td>76.19%</td> </tr> <tr> <td>Agree</td> <td>5</td> <td>23.81%</td> </tr> <tr> <td>Uncertain</td> <td>0</td> <td>0%</td> </tr> <tr> <td>Disagree</td> <td>0</td> <td>0%</td> </tr> <tr> <td>Strongly Disagree</td> <td>0</td> <td>0%</td> </tr> </tbody> </table>	Choice	Number	Percentage	Strongly Agree	16	76.19%	Agree	5	23.81%	Uncertain	0	0%	Disagree	0	0%	Strongly Disagree	0	0%	 <p>76.2%</p> <ul style="list-style-type: none"> ● Stron... ● Agree
Choice	Number	Percentage																			
Strongly Agree	16	76.19%																			
Agree	5	23.81%																			
Uncertain	0	0%																			
Disagree	0	0%																			
Strongly Disagree	0	0%																			

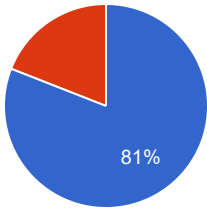
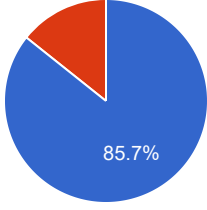
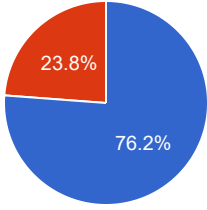
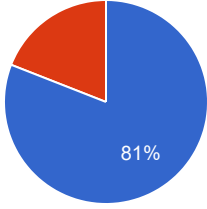
15	The syllabus clearly states course objectives requirements, procedures and grading criteria	<table border="1"> <thead> <tr> <th>Choice</th> <th>Number</th> <th>Percentage</th> </tr> </thead> <tbody> <tr> <td>Strongly Agree</td> <td>16</td> <td>76.19%</td> </tr> <tr> <td>Agree</td> <td>5</td> <td>23.81%</td> </tr> <tr> <td>Uncertain</td> <td>0</td> <td>0%</td> </tr> <tr> <td>Disagree</td> <td>0</td> <td>0%</td> </tr> <tr> <td>Strongly Disagree</td> <td>0</td> <td>0%</td> </tr> </tbody> </table>	Choice	Number	Percentage	Strongly Agree	16	76.19%	Agree	5	23.81%	Uncertain	0	0%	Disagree	0	0%	Strongly Disagree	0	0%	 <p>● Stron... ● Agree</p>
Choice	Number	Percentage																			
Strongly Agree	16	76.19%																			
Agree	5	23.81%																			
Uncertain	0	0%																			
Disagree	0	0%																			
Strongly Disagree	0	0%																			
16	The course integrates theoretical course concepts with real-world applications	<table border="1"> <thead> <tr> <th>Choice</th> <th>Number</th> <th>Percentage</th> </tr> </thead> <tbody> <tr> <td>Strongly Agree</td> <td>16</td> <td>76.19%</td> </tr> <tr> <td>Agree</td> <td>5</td> <td>23.81%</td> </tr> <tr> <td>Uncertain</td> <td>0</td> <td>0%</td> </tr> <tr> <td>Disagree</td> <td>0</td> <td>0%</td> </tr> <tr> <td>Strongly Disagree</td> <td>0</td> <td>0%</td> </tr> </tbody> </table>	Choice	Number	Percentage	Strongly Agree	16	76.19%	Agree	5	23.81%	Uncertain	0	0%	Disagree	0	0%	Strongly Disagree	0	0%	 <p>● Stron... ● Agree</p>
Choice	Number	Percentage																			
Strongly Agree	16	76.19%																			
Agree	5	23.81%																			
Uncertain	0	0%																			
Disagree	0	0%																			
Strongly Disagree	0	0%																			
17	The assignments and exams covered the materials presented in the course	<table border="1"> <thead> <tr> <th>Choice</th> <th>Number</th> <th>Percentage</th> </tr> </thead> <tbody> <tr> <td>Strongly Agree</td> <td>16</td> <td>76.19%</td> </tr> <tr> <td>Agree</td> <td>5</td> <td>23.81%</td> </tr> <tr> <td>Uncertain</td> <td>0</td> <td>0%</td> </tr> <tr> <td>Disagree</td> <td>0</td> <td>0%</td> </tr> <tr> <td>Strongly Disagree</td> <td>0</td> <td>0%</td> </tr> </tbody> </table>	Choice	Number	Percentage	Strongly Agree	16	76.19%	Agree	5	23.81%	Uncertain	0	0%	Disagree	0	0%	Strongly Disagree	0	0%	 <p>● Stron... ● Agree</p>
Choice	Number	Percentage																			
Strongly Agree	16	76.19%																			
Agree	5	23.81%																			
Uncertain	0	0%																			
Disagree	0	0%																			
Strongly Disagree	0	0%																			
18	The course material is modern and updated	<table border="1"> <thead> <tr> <th>Choice</th> <th>Number</th> <th>Percentage</th> </tr> </thead> <tbody> <tr> <td>Strongly Agree</td> <td>16</td> <td>76.19%</td> </tr> <tr> <td>Agree</td> <td>5</td> <td>23.81%</td> </tr> <tr> <td>Uncertain</td> <td>0</td> <td>0%</td> </tr> <tr> <td>Disagree</td> <td>0</td> <td>0%</td> </tr> <tr> <td>Strongly Disagree</td> <td>0</td> <td>0%</td> </tr> </tbody> </table>	Choice	Number	Percentage	Strongly Agree	16	76.19%	Agree	5	23.81%	Uncertain	0	0%	Disagree	0	0%	Strongly Disagree	0	0%	 <p>● Stron... ● Agree</p>
Choice	Number	Percentage																			
Strongly Agree	16	76.19%																			
Agree	5	23.81%																			
Uncertain	0	0%																			
Disagree	0	0%																			
Strongly Disagree	0	0%																			
Teachers Comment da zalim bachay derr qabil dy good teacher		Course Comment der kha ao aalla learn alot ASI GAP LAGEA very good very good Satisfied Satisfied																			

Teacher Evaluation - Program: 0254

Teacher Name: ADIL RAFIQ		Course ID: CT-403(L) Course Title: Computer Aided Analysis & Design		Session: 2018 Fall																			
Shift: After noon -- Section:		Total Strength: 22		Attempted: 21																			
S.No	Question	Opinions			Chart																		
1	The Instructor is prepared for each class	<table border="1"> <thead> <tr> <th>Choice</th> <th>Number</th> <th>Percentage</th> </tr> </thead> <tbody> <tr> <td>Strongly Agree</td> <td>17</td> <td>80.95%</td> </tr> <tr> <td>Agree</td> <td>4</td> <td>19.05%</td> </tr> <tr> <td>Uncertain</td> <td>0</td> <td>0%</td> </tr> <tr> <td>Disagree</td> <td>0</td> <td>0%</td> </tr> <tr> <td>Strongly Disagree</td> <td>0</td> <td>0%</td> </tr> </tbody> </table>	Choice	Number	Percentage	Strongly Agree	17	80.95%	Agree	4	19.05%	Uncertain	0	0%	Disagree	0	0%	Strongly Disagree	0	0%	<p>A pie chart with two segments: a large blue segment representing 'Strongly Agree' at 81% and a smaller red segment representing 'Agree' at 19.05%. A legend to the right shows a blue circle for 'Stron...' and a red circle for 'Agree'.</p>		
Choice	Number	Percentage																					
Strongly Agree	17	80.95%																					
Agree	4	19.05%																					
Uncertain	0	0%																					
Disagree	0	0%																					
Strongly Disagree	0	0%																					
2	The Instructor demonstrates knowledge of the subject	<table border="1"> <thead> <tr> <th>Choice</th> <th>Number</th> <th>Percentage</th> </tr> </thead> <tbody> <tr> <td>Strongly Agree</td> <td>17</td> <td>80.95%</td> </tr> <tr> <td>Agree</td> <td>4</td> <td>19.05%</td> </tr> <tr> <td>Uncertain</td> <td>0</td> <td>0%</td> </tr> <tr> <td>Disagree</td> <td>0</td> <td>0%</td> </tr> <tr> <td>Strongly Disagree</td> <td>0</td> <td>0%</td> </tr> </tbody> </table>	Choice	Number	Percentage	Strongly Agree	17	80.95%	Agree	4	19.05%	Uncertain	0	0%	Disagree	0	0%	Strongly Disagree	0	0%	<p>A pie chart with two segments: a large blue segment representing 'Strongly Agree' at 81% and a smaller red segment representing 'Agree' at 19.05%. A legend to the right shows a blue circle for 'Stron...' and a red circle for 'Agree'.</p>		
Choice	Number	Percentage																					
Strongly Agree	17	80.95%																					
Agree	4	19.05%																					
Uncertain	0	0%																					
Disagree	0	0%																					
Strongly Disagree	0	0%																					
3	The Instructor has completed the whole course	<table border="1"> <thead> <tr> <th>Choice</th> <th>Number</th> <th>Percentage</th> </tr> </thead> <tbody> <tr> <td>Strongly Agree</td> <td>16</td> <td>76.19%</td> </tr> <tr> <td>Agree</td> <td>5</td> <td>23.81%</td> </tr> <tr> <td>Uncertain</td> <td>0</td> <td>0%</td> </tr> <tr> <td>Disagree</td> <td>0</td> <td>0%</td> </tr> <tr> <td>Strongly Disagree</td> <td>0</td> <td>0%</td> </tr> </tbody> </table>	Choice	Number	Percentage	Strongly Agree	16	76.19%	Agree	5	23.81%	Uncertain	0	0%	Disagree	0	0%	Strongly Disagree	0	0%	<p>A pie chart with two segments: a large blue segment representing 'Strongly Agree' at 76.2% and a smaller red segment representing 'Agree' at 23.8%. A legend to the right shows a blue circle for 'Stron...' and a red circle for 'Agree'.</p>		
Choice	Number	Percentage																					
Strongly Agree	16	76.19%																					
Agree	5	23.81%																					
Uncertain	0	0%																					
Disagree	0	0%																					
Strongly Disagree	0	0%																					
4	The Instructor provides additional material apart from the textbook	<table border="1"> <thead> <tr> <th>Choice</th> <th>Number</th> <th>Percentage</th> </tr> </thead> <tbody> <tr> <td>Strongly Agree</td> <td>15</td> <td>71.43%</td> </tr> <tr> <td>Agree</td> <td>6</td> <td>28.57%</td> </tr> <tr> <td>Uncertain</td> <td>0</td> <td>0%</td> </tr> <tr> <td>Disagree</td> <td>0</td> <td>0%</td> </tr> <tr> <td>Strongly Disagree</td> <td>0</td> <td>0%</td> </tr> </tbody> </table>	Choice	Number	Percentage	Strongly Agree	15	71.43%	Agree	6	28.57%	Uncertain	0	0%	Disagree	0	0%	Strongly Disagree	0	0%	<p>A pie chart with two segments: a large blue segment representing 'Strongly Agree' at 71.4% and a smaller red segment representing 'Agree' at 28.6%. A legend to the right shows a blue circle for 'Stron...' and a red circle for 'Agree'.</p>		
Choice	Number	Percentage																					
Strongly Agree	15	71.43%																					
Agree	6	28.57%																					
Uncertain	0	0%																					
Disagree	0	0%																					
Strongly Disagree	0	0%																					

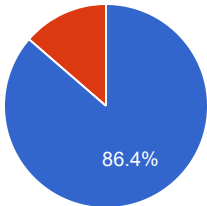
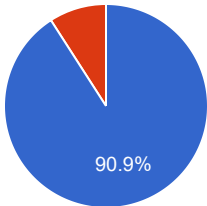
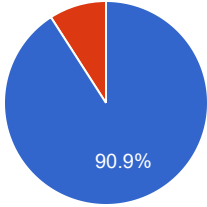
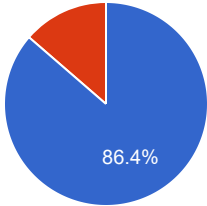
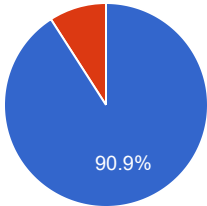
5	The Instructor gives citations regarding current situations with reference to Pakistani context	<table border="1"> <thead> <tr> <th>Choice</th> <th>Number</th> <th>Percentage</th> </tr> </thead> <tbody> <tr> <td>Strongly Agree</td> <td>17</td> <td>80.95%</td> </tr> <tr> <td>Agree</td> <td>4</td> <td>19.05%</td> </tr> <tr> <td>Uncertain</td> <td>0</td> <td>0%</td> </tr> <tr> <td>Disagree</td> <td>0</td> <td>0%</td> </tr> <tr> <td>Strongly Disagree</td> <td>0</td> <td>0%</td> </tr> </tbody> </table>	Choice	Number	Percentage	Strongly Agree	17	80.95%	Agree	4	19.05%	Uncertain	0	0%	Disagree	0	0%	Strongly Disagree	0	0%	 <p>81%</p> <ul style="list-style-type: none"> ● Stron... ● Agree
Choice	Number	Percentage																			
Strongly Agree	17	80.95%																			
Agree	4	19.05%																			
Uncertain	0	0%																			
Disagree	0	0%																			
Strongly Disagree	0	0%																			
6	The Instructor communicates the subject matter effectively	<table border="1"> <thead> <tr> <th>Choice</th> <th>Number</th> <th>Percentage</th> </tr> </thead> <tbody> <tr> <td>Strongly Agree</td> <td>15</td> <td>71.43%</td> </tr> <tr> <td>Agree</td> <td>6</td> <td>28.57%</td> </tr> <tr> <td>Uncertain</td> <td>0</td> <td>0%</td> </tr> <tr> <td>Disagree</td> <td>0</td> <td>0%</td> </tr> <tr> <td>Strongly Disagree</td> <td>0</td> <td>0%</td> </tr> </tbody> </table>	Choice	Number	Percentage	Strongly Agree	15	71.43%	Agree	6	28.57%	Uncertain	0	0%	Disagree	0	0%	Strongly Disagree	0	0%	 <p>71.4%</p> <ul style="list-style-type: none"> ● Stron... ● Agree
Choice	Number	Percentage																			
Strongly Agree	15	71.43%																			
Agree	6	28.57%																			
Uncertain	0	0%																			
Disagree	0	0%																			
Strongly Disagree	0	0%																			
7	The Instructor shows respect towards students and encourages class participation	<table border="1"> <thead> <tr> <th>Choice</th> <th>Number</th> <th>Percentage</th> </tr> </thead> <tbody> <tr> <td>Strongly Agree</td> <td>16</td> <td>76.19%</td> </tr> <tr> <td>Agree</td> <td>4</td> <td>19.05%</td> </tr> <tr> <td>Uncertain</td> <td>1</td> <td>4.76%</td> </tr> <tr> <td>Disagree</td> <td>0</td> <td>0%</td> </tr> <tr> <td>Strongly Disagree</td> <td>0</td> <td>0%</td> </tr> </tbody> </table>	Choice	Number	Percentage	Strongly Agree	16	76.19%	Agree	4	19.05%	Uncertain	1	4.76%	Disagree	0	0%	Strongly Disagree	0	0%	 <p>76.2%</p> <ul style="list-style-type: none"> ● Stron... ● Agree ● Unce...
Choice	Number	Percentage																			
Strongly Agree	16	76.19%																			
Agree	4	19.05%																			
Uncertain	1	4.76%																			
Disagree	0	0%																			
Strongly Disagree	0	0%																			
8	The Instructor maintains an environment that is conducive to learning	<table border="1"> <thead> <tr> <th>Choice</th> <th>Number</th> <th>Percentage</th> </tr> </thead> <tbody> <tr> <td>Strongly Agree</td> <td>15</td> <td>71.43%</td> </tr> <tr> <td>Agree</td> <td>6</td> <td>28.57%</td> </tr> <tr> <td>Uncertain</td> <td>0</td> <td>0%</td> </tr> <tr> <td>Disagree</td> <td>0</td> <td>0%</td> </tr> <tr> <td>Strongly Disagree</td> <td>0</td> <td>0%</td> </tr> </tbody> </table>	Choice	Number	Percentage	Strongly Agree	15	71.43%	Agree	6	28.57%	Uncertain	0	0%	Disagree	0	0%	Strongly Disagree	0	0%	 <p>71.4%</p> <ul style="list-style-type: none"> ● Stron... ● Agree
Choice	Number	Percentage																			
Strongly Agree	15	71.43%																			
Agree	6	28.57%																			
Uncertain	0	0%																			
Disagree	0	0%																			
Strongly Disagree	0	0%																			
9	The Instructor arrives on time	<table border="1"> <thead> <tr> <th>Choice</th> <th>Number</th> <th>Percentage</th> </tr> </thead> <tbody> <tr> <td>Strongly Agree</td> <td>16</td> <td>76.19%</td> </tr> <tr> <td>Agree</td> <td>5</td> <td>23.81%</td> </tr> <tr> <td>Uncertain</td> <td>0</td> <td>0%</td> </tr> <tr> <td>Disagree</td> <td>0</td> <td>0%</td> </tr> <tr> <td>Strongly Disagree</td> <td>0</td> <td>0%</td> </tr> </tbody> </table>	Choice	Number	Percentage	Strongly Agree	16	76.19%	Agree	5	23.81%	Uncertain	0	0%	Disagree	0	0%	Strongly Disagree	0	0%	 <p>76.2%</p> <ul style="list-style-type: none"> ● Stron... ● Agree
Choice	Number	Percentage																			
Strongly Agree	16	76.19%																			
Agree	5	23.81%																			
Uncertain	0	0%																			
Disagree	0	0%																			
Strongly Disagree	0	0%																			

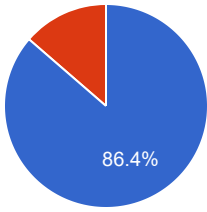
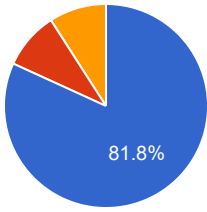
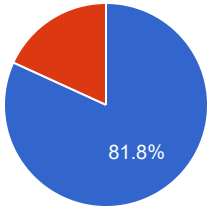
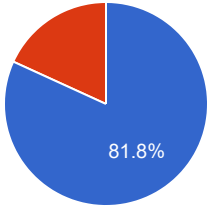
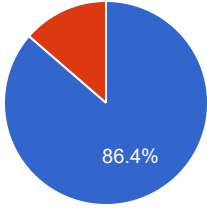
10	The Instructor leaves on time	<table border="1"> <thead> <tr> <th>Choice</th> <th>Number</th> <th>Percentage</th> </tr> </thead> <tbody> <tr> <td>Strongly Agree</td> <td>17</td> <td>80.95%</td> </tr> <tr> <td>Agree</td> <td>4</td> <td>19.05%</td> </tr> <tr> <td>Uncertain</td> <td>0</td> <td>0%</td> </tr> <tr> <td>Disagree</td> <td>0</td> <td>0%</td> </tr> <tr> <td>Strongly Disagree</td> <td>0</td> <td>0%</td> </tr> </tbody> </table>	Choice	Number	Percentage	Strongly Agree	17	80.95%	Agree	4	19.05%	Uncertain	0	0%	Disagree	0	0%	Strongly Disagree	0	0%	 <p>81%</p> <ul style="list-style-type: none"> ● Stron... ● Agree
Choice	Number	Percentage																			
Strongly Agree	17	80.95%																			
Agree	4	19.05%																			
Uncertain	0	0%																			
Disagree	0	0%																			
Strongly Disagree	0	0%																			
11	The Instructor is fair in examination	<table border="1"> <thead> <tr> <th>Choice</th> <th>Number</th> <th>Percentage</th> </tr> </thead> <tbody> <tr> <td>Strongly Agree</td> <td>17</td> <td>80.95%</td> </tr> <tr> <td>Agree</td> <td>4</td> <td>19.05%</td> </tr> <tr> <td>Uncertain</td> <td>0</td> <td>0%</td> </tr> <tr> <td>Disagree</td> <td>0</td> <td>0%</td> </tr> <tr> <td>Strongly Disagree</td> <td>0</td> <td>0%</td> </tr> </tbody> </table>	Choice	Number	Percentage	Strongly Agree	17	80.95%	Agree	4	19.05%	Uncertain	0	0%	Disagree	0	0%	Strongly Disagree	0	0%	 <p>81%</p> <ul style="list-style-type: none"> ● Stron... ● Agree
Choice	Number	Percentage																			
Strongly Agree	17	80.95%																			
Agree	4	19.05%																			
Uncertain	0	0%																			
Disagree	0	0%																			
Strongly Disagree	0	0%																			
12	The Instructor returns the graded scripts etc. in a reasonable amount of time	<table border="1"> <thead> <tr> <th>Choice</th> <th>Number</th> <th>Percentage</th> </tr> </thead> <tbody> <tr> <td>Strongly Agree</td> <td>17</td> <td>80.95%</td> </tr> <tr> <td>Agree</td> <td>4</td> <td>19.05%</td> </tr> <tr> <td>Uncertain</td> <td>0</td> <td>0%</td> </tr> <tr> <td>Disagree</td> <td>0</td> <td>0%</td> </tr> <tr> <td>Strongly Disagree</td> <td>0</td> <td>0%</td> </tr> </tbody> </table>	Choice	Number	Percentage	Strongly Agree	17	80.95%	Agree	4	19.05%	Uncertain	0	0%	Disagree	0	0%	Strongly Disagree	0	0%	 <p>81%</p> <ul style="list-style-type: none"> ● Stron... ● Agree
Choice	Number	Percentage																			
Strongly Agree	17	80.95%																			
Agree	4	19.05%																			
Uncertain	0	0%																			
Disagree	0	0%																			
Strongly Disagree	0	0%																			
13	The Instructor was available during the specified office hours and for after class consultations	<table border="1"> <thead> <tr> <th>Choice</th> <th>Number</th> <th>Percentage</th> </tr> </thead> <tbody> <tr> <td>Strongly Agree</td> <td>16</td> <td>76.19%</td> </tr> <tr> <td>Agree</td> <td>5</td> <td>23.81%</td> </tr> <tr> <td>Uncertain</td> <td>0</td> <td>0%</td> </tr> <tr> <td>Disagree</td> <td>0</td> <td>0%</td> </tr> <tr> <td>Strongly Disagree</td> <td>0</td> <td>0%</td> </tr> </tbody> </table>	Choice	Number	Percentage	Strongly Agree	16	76.19%	Agree	5	23.81%	Uncertain	0	0%	Disagree	0	0%	Strongly Disagree	0	0%	 <p>76.2%</p> <p>23.8%</p> <ul style="list-style-type: none"> ● Stron... ● Agree
Choice	Number	Percentage																			
Strongly Agree	16	76.19%																			
Agree	5	23.81%																			
Uncertain	0	0%																			
Disagree	0	0%																			
Strongly Disagree	0	0%																			
14	The Subject matter presented in the course has increased your knowledge of the subject	<table border="1"> <thead> <tr> <th>Choice</th> <th>Number</th> <th>Percentage</th> </tr> </thead> <tbody> <tr> <td>Strongly Agree</td> <td>18</td> <td>85.71%</td> </tr> <tr> <td>Agree</td> <td>3</td> <td>14.29%</td> </tr> <tr> <td>Uncertain</td> <td>0</td> <td>0%</td> </tr> <tr> <td>Disagree</td> <td>0</td> <td>0%</td> </tr> <tr> <td>Strongly Disagree</td> <td>0</td> <td>0%</td> </tr> </tbody> </table>	Choice	Number	Percentage	Strongly Agree	18	85.71%	Agree	3	14.29%	Uncertain	0	0%	Disagree	0	0%	Strongly Disagree	0	0%	 <p>85.7%</p> <ul style="list-style-type: none"> ● Stron... ● Agree
Choice	Number	Percentage																			
Strongly Agree	18	85.71%																			
Agree	3	14.29%																			
Uncertain	0	0%																			
Disagree	0	0%																			
Strongly Disagree	0	0%																			

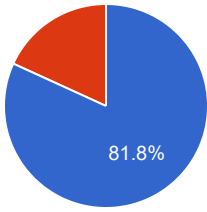
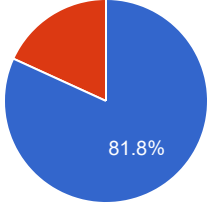
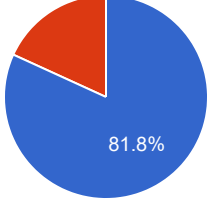
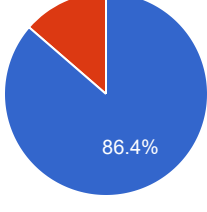
15	The syllabus clearly states course objectives requirements, procedures and grading criteria	<table border="1"> <thead> <tr> <th>Choice</th> <th>Number</th> <th>Percentage</th> </tr> </thead> <tbody> <tr> <td>Strongly Agree</td> <td>17</td> <td>80.95%</td> </tr> <tr> <td>Agree</td> <td>4</td> <td>19.05%</td> </tr> <tr> <td>Uncertain</td> <td>0</td> <td>0%</td> </tr> <tr> <td>Disagree</td> <td>0</td> <td>0%</td> </tr> <tr> <td>Strongly Disagree</td> <td>0</td> <td>0%</td> </tr> </tbody> </table>	Choice	Number	Percentage	Strongly Agree	17	80.95%	Agree	4	19.05%	Uncertain	0	0%	Disagree	0	0%	Strongly Disagree	0	0%	 <p>81%</p> <ul style="list-style-type: none"> ● Stron... ● Agree
Choice	Number	Percentage																			
Strongly Agree	17	80.95%																			
Agree	4	19.05%																			
Uncertain	0	0%																			
Disagree	0	0%																			
Strongly Disagree	0	0%																			
16	The course integrates theoretical course concepts with real-world applications	<table border="1"> <thead> <tr> <th>Choice</th> <th>Number</th> <th>Percentage</th> </tr> </thead> <tbody> <tr> <td>Strongly Agree</td> <td>18</td> <td>85.71%</td> </tr> <tr> <td>Agree</td> <td>3</td> <td>14.29%</td> </tr> <tr> <td>Uncertain</td> <td>0</td> <td>0%</td> </tr> <tr> <td>Disagree</td> <td>0</td> <td>0%</td> </tr> <tr> <td>Strongly Disagree</td> <td>0</td> <td>0%</td> </tr> </tbody> </table>	Choice	Number	Percentage	Strongly Agree	18	85.71%	Agree	3	14.29%	Uncertain	0	0%	Disagree	0	0%	Strongly Disagree	0	0%	 <p>85.7%</p> <ul style="list-style-type: none"> ● Stron... ● Agree
Choice	Number	Percentage																			
Strongly Agree	18	85.71%																			
Agree	3	14.29%																			
Uncertain	0	0%																			
Disagree	0	0%																			
Strongly Disagree	0	0%																			
17	The assignments and exams covered the materials presented in the course	<table border="1"> <thead> <tr> <th>Choice</th> <th>Number</th> <th>Percentage</th> </tr> </thead> <tbody> <tr> <td>Strongly Agree</td> <td>16</td> <td>76.19%</td> </tr> <tr> <td>Agree</td> <td>5</td> <td>23.81%</td> </tr> <tr> <td>Uncertain</td> <td>0</td> <td>0%</td> </tr> <tr> <td>Disagree</td> <td>0</td> <td>0%</td> </tr> <tr> <td>Strongly Disagree</td> <td>0</td> <td>0%</td> </tr> </tbody> </table>	Choice	Number	Percentage	Strongly Agree	16	76.19%	Agree	5	23.81%	Uncertain	0	0%	Disagree	0	0%	Strongly Disagree	0	0%	 <p>76.2%</p> <ul style="list-style-type: none"> ● Stron... ● Agree
Choice	Number	Percentage																			
Strongly Agree	16	76.19%																			
Agree	5	23.81%																			
Uncertain	0	0%																			
Disagree	0	0%																			
Strongly Disagree	0	0%																			
18	The course material is modern and updated	<table border="1"> <thead> <tr> <th>Choice</th> <th>Number</th> <th>Percentage</th> </tr> </thead> <tbody> <tr> <td>Strongly Agree</td> <td>17</td> <td>80.95%</td> </tr> <tr> <td>Agree</td> <td>4</td> <td>19.05%</td> </tr> <tr> <td>Uncertain</td> <td>0</td> <td>0%</td> </tr> <tr> <td>Disagree</td> <td>0</td> <td>0%</td> </tr> <tr> <td>Strongly Disagree</td> <td>0</td> <td>0%</td> </tr> </tbody> </table>	Choice	Number	Percentage	Strongly Agree	17	80.95%	Agree	4	19.05%	Uncertain	0	0%	Disagree	0	0%	Strongly Disagree	0	0%	 <p>81%</p> <ul style="list-style-type: none"> ● Stron... ● Agree
Choice	Number	Percentage																			
Strongly Agree	17	80.95%																			
Agree	4	19.05%																			
Uncertain	0	0%																			
Disagree	0	0%																			
Strongly Disagree	0	0%																			
Teachers Comment one of the best teacher in city university good teacher BEHE NA DY TEAK YAR nice teacher		Course Comment learn a lot ASI GAP LAGEA																			

Teacher Evaluation - Program: 0254

Teacher Name: ADIL RAFIQ		Course ID: CT-408 Course Title: Industrial Training - I		Session: 2018 Fall																			
Shift: After noon -- Section:		Total Strength: 22		Attempted: 22																			
S.No	Question	Opinions			Chart																		
1	The Instructor is prepared for each class	<table border="1"> <thead> <tr> <th>Choice</th> <th>Number</th> <th>Percentage</th> </tr> </thead> <tbody> <tr> <td>Strongly Agree</td> <td>18</td> <td>81.82%</td> </tr> <tr> <td>Agree</td> <td>4</td> <td>18.18%</td> </tr> <tr> <td>Uncertain</td> <td>0</td> <td>0%</td> </tr> <tr> <td>Disagree</td> <td>0</td> <td>0%</td> </tr> <tr> <td>Strongly Disagree</td> <td>0</td> <td>0%</td> </tr> </tbody> </table>	Choice	Number	Percentage	Strongly Agree	18	81.82%	Agree	4	18.18%	Uncertain	0	0%	Disagree	0	0%	Strongly Disagree	0	0%	<p>A pie chart with a legend. The legend shows a blue circle for 'Stron...' and a red circle for 'Agree'. The blue slice represents 81.8% and the red slice represents 18.2%.</p>		
Choice	Number	Percentage																					
Strongly Agree	18	81.82%																					
Agree	4	18.18%																					
Uncertain	0	0%																					
Disagree	0	0%																					
Strongly Disagree	0	0%																					
2	The Instructor demonstrates knowledge of the subject	<table border="1"> <thead> <tr> <th>Choice</th> <th>Number</th> <th>Percentage</th> </tr> </thead> <tbody> <tr> <td>Strongly Agree</td> <td>19</td> <td>86.36%</td> </tr> <tr> <td>Agree</td> <td>3</td> <td>13.64%</td> </tr> <tr> <td>Uncertain</td> <td>0</td> <td>0%</td> </tr> <tr> <td>Disagree</td> <td>0</td> <td>0%</td> </tr> <tr> <td>Strongly Disagree</td> <td>0</td> <td>0%</td> </tr> </tbody> </table>	Choice	Number	Percentage	Strongly Agree	19	86.36%	Agree	3	13.64%	Uncertain	0	0%	Disagree	0	0%	Strongly Disagree	0	0%	<p>A pie chart with a legend. The legend shows a blue circle for 'Stron...' and a red circle for 'Agree'. The blue slice represents 86.4% and the red slice represents 13.6%.</p>		
Choice	Number	Percentage																					
Strongly Agree	19	86.36%																					
Agree	3	13.64%																					
Uncertain	0	0%																					
Disagree	0	0%																					
Strongly Disagree	0	0%																					
3	The Instructor has completed the whole course	<table border="1"> <thead> <tr> <th>Choice</th> <th>Number</th> <th>Percentage</th> </tr> </thead> <tbody> <tr> <td>Strongly Agree</td> <td>19</td> <td>86.36%</td> </tr> <tr> <td>Agree</td> <td>3</td> <td>13.64%</td> </tr> <tr> <td>Uncertain</td> <td>0</td> <td>0%</td> </tr> <tr> <td>Disagree</td> <td>0</td> <td>0%</td> </tr> <tr> <td>Strongly Disagree</td> <td>0</td> <td>0%</td> </tr> </tbody> </table>	Choice	Number	Percentage	Strongly Agree	19	86.36%	Agree	3	13.64%	Uncertain	0	0%	Disagree	0	0%	Strongly Disagree	0	0%	<p>A pie chart with a legend. The legend shows a blue circle for 'Stron...' and a red circle for 'Agree'. The blue slice represents 86.4% and the red slice represents 13.6%.</p>		
Choice	Number	Percentage																					
Strongly Agree	19	86.36%																					
Agree	3	13.64%																					
Uncertain	0	0%																					
Disagree	0	0%																					
Strongly Disagree	0	0%																					
4	The Instructor provides additional material apart from the textbook	<table border="1"> <thead> <tr> <th>Choice</th> <th>Number</th> <th>Percentage</th> </tr> </thead> <tbody> <tr> <td>Strongly Agree</td> <td>20</td> <td>90.91%</td> </tr> <tr> <td>Agree</td> <td>2</td> <td>9.09%</td> </tr> <tr> <td>Uncertain</td> <td>0</td> <td>0%</td> </tr> <tr> <td>Disagree</td> <td>0</td> <td>0%</td> </tr> <tr> <td>Strongly Disagree</td> <td>0</td> <td>0%</td> </tr> </tbody> </table>	Choice	Number	Percentage	Strongly Agree	20	90.91%	Agree	2	9.09%	Uncertain	0	0%	Disagree	0	0%	Strongly Disagree	0	0%	<p>A pie chart with a legend. The legend shows a blue circle for 'Stron...' and a red circle for 'Agree'. The blue slice represents 90.9% and the red slice represents 9.1%.</p>		
Choice	Number	Percentage																					
Strongly Agree	20	90.91%																					
Agree	2	9.09%																					
Uncertain	0	0%																					
Disagree	0	0%																					
Strongly Disagree	0	0%																					

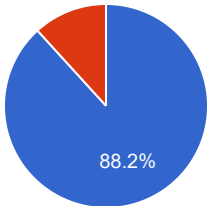
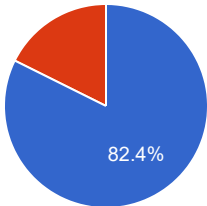
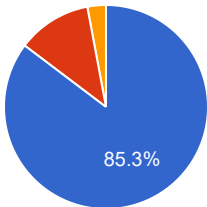
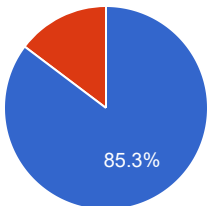
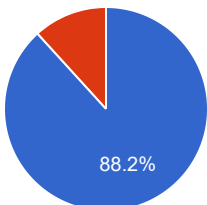
5	The Instructor gives citations regarding current situations with reference to Pakistani context	<table border="1"> <thead> <tr> <th>Choice</th> <th>Number</th> <th>Percentage</th> </tr> </thead> <tbody> <tr> <td>Strongly Agree</td> <td>19</td> <td>86.36%</td> </tr> <tr> <td>Agree</td> <td>3</td> <td>13.64%</td> </tr> <tr> <td>Uncertain</td> <td>0</td> <td>0%</td> </tr> <tr> <td>Disagree</td> <td>0</td> <td>0%</td> </tr> <tr> <td>Strongly Disagree</td> <td>0</td> <td>0%</td> </tr> </tbody> </table>	Choice	Number	Percentage	Strongly Agree	19	86.36%	Agree	3	13.64%	Uncertain	0	0%	Disagree	0	0%	Strongly Disagree	0	0%	 <p>86.4%</p> <ul style="list-style-type: none"> ● Stron... ● Agree
Choice	Number	Percentage																			
Strongly Agree	19	86.36%																			
Agree	3	13.64%																			
Uncertain	0	0%																			
Disagree	0	0%																			
Strongly Disagree	0	0%																			
6	The Instructor communicates the subject matter effectively	<table border="1"> <thead> <tr> <th>Choice</th> <th>Number</th> <th>Percentage</th> </tr> </thead> <tbody> <tr> <td>Strongly Agree</td> <td>20</td> <td>90.91%</td> </tr> <tr> <td>Agree</td> <td>2</td> <td>9.09%</td> </tr> <tr> <td>Uncertain</td> <td>0</td> <td>0%</td> </tr> <tr> <td>Disagree</td> <td>0</td> <td>0%</td> </tr> <tr> <td>Strongly Disagree</td> <td>0</td> <td>0%</td> </tr> </tbody> </table>	Choice	Number	Percentage	Strongly Agree	20	90.91%	Agree	2	9.09%	Uncertain	0	0%	Disagree	0	0%	Strongly Disagree	0	0%	 <p>90.9%</p> <ul style="list-style-type: none"> ● Stron... ● Agree
Choice	Number	Percentage																			
Strongly Agree	20	90.91%																			
Agree	2	9.09%																			
Uncertain	0	0%																			
Disagree	0	0%																			
Strongly Disagree	0	0%																			
7	The Instructor shows respect towards students and encourages class participation	<table border="1"> <thead> <tr> <th>Choice</th> <th>Number</th> <th>Percentage</th> </tr> </thead> <tbody> <tr> <td>Strongly Agree</td> <td>20</td> <td>90.91%</td> </tr> <tr> <td>Agree</td> <td>2</td> <td>9.09%</td> </tr> <tr> <td>Uncertain</td> <td>0</td> <td>0%</td> </tr> <tr> <td>Disagree</td> <td>0</td> <td>0%</td> </tr> <tr> <td>Strongly Disagree</td> <td>0</td> <td>0%</td> </tr> </tbody> </table>	Choice	Number	Percentage	Strongly Agree	20	90.91%	Agree	2	9.09%	Uncertain	0	0%	Disagree	0	0%	Strongly Disagree	0	0%	 <p>90.9%</p> <ul style="list-style-type: none"> ● Stron... ● Agree
Choice	Number	Percentage																			
Strongly Agree	20	90.91%																			
Agree	2	9.09%																			
Uncertain	0	0%																			
Disagree	0	0%																			
Strongly Disagree	0	0%																			
8	The Instructor maintains an environment that is conducive to learning	<table border="1"> <thead> <tr> <th>Choice</th> <th>Number</th> <th>Percentage</th> </tr> </thead> <tbody> <tr> <td>Strongly Agree</td> <td>19</td> <td>86.36%</td> </tr> <tr> <td>Agree</td> <td>3</td> <td>13.64%</td> </tr> <tr> <td>Uncertain</td> <td>0</td> <td>0%</td> </tr> <tr> <td>Disagree</td> <td>0</td> <td>0%</td> </tr> <tr> <td>Strongly Disagree</td> <td>0</td> <td>0%</td> </tr> </tbody> </table>	Choice	Number	Percentage	Strongly Agree	19	86.36%	Agree	3	13.64%	Uncertain	0	0%	Disagree	0	0%	Strongly Disagree	0	0%	 <p>86.4%</p> <ul style="list-style-type: none"> ● Stron... ● Agree
Choice	Number	Percentage																			
Strongly Agree	19	86.36%																			
Agree	3	13.64%																			
Uncertain	0	0%																			
Disagree	0	0%																			
Strongly Disagree	0	0%																			
9	The Instructor arrives on time	<table border="1"> <thead> <tr> <th>Choice</th> <th>Number</th> <th>Percentage</th> </tr> </thead> <tbody> <tr> <td>Strongly Agree</td> <td>20</td> <td>90.91%</td> </tr> <tr> <td>Agree</td> <td>2</td> <td>9.09%</td> </tr> <tr> <td>Uncertain</td> <td>0</td> <td>0%</td> </tr> <tr> <td>Disagree</td> <td>0</td> <td>0%</td> </tr> <tr> <td>Strongly Disagree</td> <td>0</td> <td>0%</td> </tr> </tbody> </table>	Choice	Number	Percentage	Strongly Agree	20	90.91%	Agree	2	9.09%	Uncertain	0	0%	Disagree	0	0%	Strongly Disagree	0	0%	 <p>90.9%</p> <ul style="list-style-type: none"> ● Stron... ● Agree
Choice	Number	Percentage																			
Strongly Agree	20	90.91%																			
Agree	2	9.09%																			
Uncertain	0	0%																			
Disagree	0	0%																			
Strongly Disagree	0	0%																			

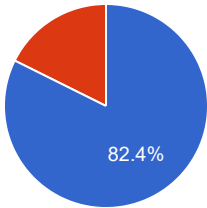
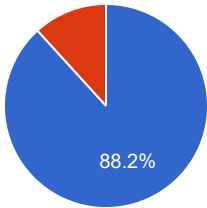
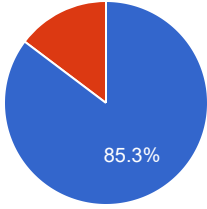
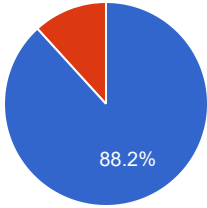
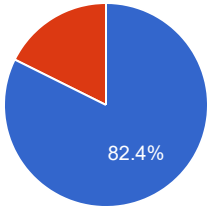
10	The Instructor leaves on time	<table border="1"> <thead> <tr> <th>Choice</th> <th>Number</th> <th>Percentage</th> </tr> </thead> <tbody> <tr> <td>Strongly Agree</td> <td>19</td> <td>86.36%</td> </tr> <tr> <td>Agree</td> <td>3</td> <td>13.64%</td> </tr> <tr> <td>Uncertain</td> <td>0</td> <td>0%</td> </tr> <tr> <td>Disagree</td> <td>0</td> <td>0%</td> </tr> <tr> <td>Strongly Disagree</td> <td>0</td> <td>0%</td> </tr> </tbody> </table>	Choice	Number	Percentage	Strongly Agree	19	86.36%	Agree	3	13.64%	Uncertain	0	0%	Disagree	0	0%	Strongly Disagree	0	0%	 <p>86.4%</p> <ul style="list-style-type: none"> ● Stron... ● Agree
Choice	Number	Percentage																			
Strongly Agree	19	86.36%																			
Agree	3	13.64%																			
Uncertain	0	0%																			
Disagree	0	0%																			
Strongly Disagree	0	0%																			
11	The Instructor is fair in examination	<table border="1"> <thead> <tr> <th>Choice</th> <th>Number</th> <th>Percentage</th> </tr> </thead> <tbody> <tr> <td>Strongly Agree</td> <td>18</td> <td>81.82%</td> </tr> <tr> <td>Agree</td> <td>2</td> <td>9.09%</td> </tr> <tr> <td>Uncertain</td> <td>2</td> <td>9.09%</td> </tr> <tr> <td>Disagree</td> <td>0</td> <td>0%</td> </tr> <tr> <td>Strongly Disagree</td> <td>0</td> <td>0%</td> </tr> </tbody> </table>	Choice	Number	Percentage	Strongly Agree	18	81.82%	Agree	2	9.09%	Uncertain	2	9.09%	Disagree	0	0%	Strongly Disagree	0	0%	 <p>81.8%</p> <ul style="list-style-type: none"> ● Stron... ● Agree ● Unce...
Choice	Number	Percentage																			
Strongly Agree	18	81.82%																			
Agree	2	9.09%																			
Uncertain	2	9.09%																			
Disagree	0	0%																			
Strongly Disagree	0	0%																			
12	The Instructor returns the graded scripts etc. in a reasonable amount of time	<table border="1"> <thead> <tr> <th>Choice</th> <th>Number</th> <th>Percentage</th> </tr> </thead> <tbody> <tr> <td>Strongly Agree</td> <td>18</td> <td>81.82%</td> </tr> <tr> <td>Agree</td> <td>4</td> <td>18.18%</td> </tr> <tr> <td>Uncertain</td> <td>0</td> <td>0%</td> </tr> <tr> <td>Disagree</td> <td>0</td> <td>0%</td> </tr> <tr> <td>Strongly Disagree</td> <td>0</td> <td>0%</td> </tr> </tbody> </table>	Choice	Number	Percentage	Strongly Agree	18	81.82%	Agree	4	18.18%	Uncertain	0	0%	Disagree	0	0%	Strongly Disagree	0	0%	 <p>81.8%</p> <ul style="list-style-type: none"> ● Stron... ● Agree
Choice	Number	Percentage																			
Strongly Agree	18	81.82%																			
Agree	4	18.18%																			
Uncertain	0	0%																			
Disagree	0	0%																			
Strongly Disagree	0	0%																			
13	The Instructor was available during the specified office hours and for after class consultations	<table border="1"> <thead> <tr> <th>Choice</th> <th>Number</th> <th>Percentage</th> </tr> </thead> <tbody> <tr> <td>Strongly Agree</td> <td>18</td> <td>81.82%</td> </tr> <tr> <td>Agree</td> <td>4</td> <td>18.18%</td> </tr> <tr> <td>Uncertain</td> <td>0</td> <td>0%</td> </tr> <tr> <td>Disagree</td> <td>0</td> <td>0%</td> </tr> <tr> <td>Strongly Disagree</td> <td>0</td> <td>0%</td> </tr> </tbody> </table>	Choice	Number	Percentage	Strongly Agree	18	81.82%	Agree	4	18.18%	Uncertain	0	0%	Disagree	0	0%	Strongly Disagree	0	0%	 <p>81.8%</p> <ul style="list-style-type: none"> ● Stron... ● Agree
Choice	Number	Percentage																			
Strongly Agree	18	81.82%																			
Agree	4	18.18%																			
Uncertain	0	0%																			
Disagree	0	0%																			
Strongly Disagree	0	0%																			
14	The Subject matter presented in the course has increased your knowledge of the subject	<table border="1"> <thead> <tr> <th>Choice</th> <th>Number</th> <th>Percentage</th> </tr> </thead> <tbody> <tr> <td>Strongly Agree</td> <td>19</td> <td>86.36%</td> </tr> <tr> <td>Agree</td> <td>3</td> <td>13.64%</td> </tr> <tr> <td>Uncertain</td> <td>0</td> <td>0%</td> </tr> <tr> <td>Disagree</td> <td>0</td> <td>0%</td> </tr> <tr> <td>Strongly Disagree</td> <td>0</td> <td>0%</td> </tr> </tbody> </table>	Choice	Number	Percentage	Strongly Agree	19	86.36%	Agree	3	13.64%	Uncertain	0	0%	Disagree	0	0%	Strongly Disagree	0	0%	 <p>86.4%</p> <ul style="list-style-type: none"> ● Stron... ● Agree
Choice	Number	Percentage																			
Strongly Agree	19	86.36%																			
Agree	3	13.64%																			
Uncertain	0	0%																			
Disagree	0	0%																			
Strongly Disagree	0	0%																			

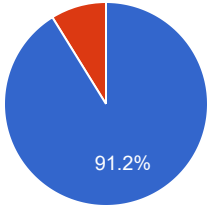
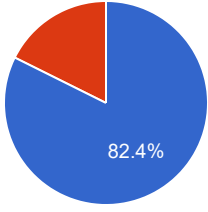
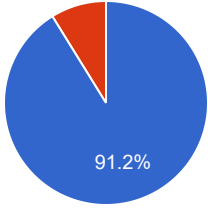
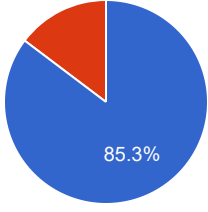
15	The syllabus clearly states course objectives requirements, procedures and grading criteria	<table border="1"> <thead> <tr> <th>Choice</th> <th>Number</th> <th>Percentage</th> </tr> </thead> <tbody> <tr> <td>Strongly Agree</td> <td>18</td> <td>81.82%</td> </tr> <tr> <td>Agree</td> <td>4</td> <td>18.18%</td> </tr> <tr> <td>Uncertain</td> <td>0</td> <td>0%</td> </tr> <tr> <td>Disagree</td> <td>0</td> <td>0%</td> </tr> <tr> <td>Strongly Disagree</td> <td>0</td> <td>0%</td> </tr> </tbody> </table>	Choice	Number	Percentage	Strongly Agree	18	81.82%	Agree	4	18.18%	Uncertain	0	0%	Disagree	0	0%	Strongly Disagree	0	0%	 <p>81.8%</p> <p>● Stron... ● Agree</p>
Choice	Number	Percentage																			
Strongly Agree	18	81.82%																			
Agree	4	18.18%																			
Uncertain	0	0%																			
Disagree	0	0%																			
Strongly Disagree	0	0%																			
16	The course integrates theoretical course concepts with real-world applications	<table border="1"> <thead> <tr> <th>Choice</th> <th>Number</th> <th>Percentage</th> </tr> </thead> <tbody> <tr> <td>Strongly Agree</td> <td>18</td> <td>81.82%</td> </tr> <tr> <td>Agree</td> <td>4</td> <td>18.18%</td> </tr> <tr> <td>Uncertain</td> <td>0</td> <td>0%</td> </tr> <tr> <td>Disagree</td> <td>0</td> <td>0%</td> </tr> <tr> <td>Strongly Disagree</td> <td>0</td> <td>0%</td> </tr> </tbody> </table>	Choice	Number	Percentage	Strongly Agree	18	81.82%	Agree	4	18.18%	Uncertain	0	0%	Disagree	0	0%	Strongly Disagree	0	0%	 <p>81.8%</p> <p>● Stron... ● Agree</p>
Choice	Number	Percentage																			
Strongly Agree	18	81.82%																			
Agree	4	18.18%																			
Uncertain	0	0%																			
Disagree	0	0%																			
Strongly Disagree	0	0%																			
17	The assignments and exams covered the materials presented in the course	<table border="1"> <thead> <tr> <th>Choice</th> <th>Number</th> <th>Percentage</th> </tr> </thead> <tbody> <tr> <td>Strongly Agree</td> <td>18</td> <td>81.82%</td> </tr> <tr> <td>Agree</td> <td>4</td> <td>18.18%</td> </tr> <tr> <td>Uncertain</td> <td>0</td> <td>0%</td> </tr> <tr> <td>Disagree</td> <td>0</td> <td>0%</td> </tr> <tr> <td>Strongly Disagree</td> <td>0</td> <td>0%</td> </tr> </tbody> </table>	Choice	Number	Percentage	Strongly Agree	18	81.82%	Agree	4	18.18%	Uncertain	0	0%	Disagree	0	0%	Strongly Disagree	0	0%	 <p>81.8%</p> <p>● Stron... ● Agree</p>
Choice	Number	Percentage																			
Strongly Agree	18	81.82%																			
Agree	4	18.18%																			
Uncertain	0	0%																			
Disagree	0	0%																			
Strongly Disagree	0	0%																			
18	The course material is modern and updated	<table border="1"> <thead> <tr> <th>Choice</th> <th>Number</th> <th>Percentage</th> </tr> </thead> <tbody> <tr> <td>Strongly Agree</td> <td>19</td> <td>86.36%</td> </tr> <tr> <td>Agree</td> <td>3</td> <td>13.64%</td> </tr> <tr> <td>Uncertain</td> <td>0</td> <td>0%</td> </tr> <tr> <td>Disagree</td> <td>0</td> <td>0%</td> </tr> <tr> <td>Strongly Disagree</td> <td>0</td> <td>0%</td> </tr> </tbody> </table>	Choice	Number	Percentage	Strongly Agree	19	86.36%	Agree	3	13.64%	Uncertain	0	0%	Disagree	0	0%	Strongly Disagree	0	0%	 <p>86.4%</p> <p>● Stron... ● Agree</p>
Choice	Number	Percentage																			
Strongly Agree	19	86.36%																			
Agree	3	13.64%																			
Uncertain	0	0%																			
Disagree	0	0%																			
Strongly Disagree	0	0%																			
Teachers Comment one of the best teachers in my life Very good nice teacher		Course Comment																			

Teacher Evaluation - Program: 0254

Teacher Name: MUHAMMAD FAHAD ULLAH		Course ID: CT-302 Course Title: Repair & Maintenance of Structures		Session: 2018 Fall																			
Shift: After noon -- Section:		Total Strength: 35		Attempted: 34																			
S.No	Question	Opinions			Chart																		
1	The Instructor is prepared for each class	<table border="1"> <thead> <tr> <th>Choice</th> <th>Number</th> <th>Percentage</th> </tr> </thead> <tbody> <tr> <td>Strongly Agree</td> <td>32</td> <td>94.12%</td> </tr> <tr> <td>Agree</td> <td>2</td> <td>5.88%</td> </tr> <tr> <td>Uncertain</td> <td>0</td> <td>0%</td> </tr> <tr> <td>Disagree</td> <td>0</td> <td>0%</td> </tr> <tr> <td>Strongly Disagree</td> <td>0</td> <td>0%</td> </tr> </tbody> </table>	Choice	Number	Percentage	Strongly Agree	32	94.12%	Agree	2	5.88%	Uncertain	0	0%	Disagree	0	0%	Strongly Disagree	0	0%	<p>A pie chart representing the data for question 1. The chart is divided into two segments: a large blue segment representing 'Strongly Agree' at 94.1% and a small red segment representing 'Agree' at 5.9%. A legend to the right of the chart shows a blue circle for 'Stron...' and a red circle for 'Agree'.</p>		
Choice	Number	Percentage																					
Strongly Agree	32	94.12%																					
Agree	2	5.88%																					
Uncertain	0	0%																					
Disagree	0	0%																					
Strongly Disagree	0	0%																					
2	The Instructor demonstrates knowledge of the subject	<table border="1"> <thead> <tr> <th>Choice</th> <th>Number</th> <th>Percentage</th> </tr> </thead> <tbody> <tr> <td>Strongly Agree</td> <td>29</td> <td>85.29%</td> </tr> <tr> <td>Agree</td> <td>5</td> <td>14.71%</td> </tr> <tr> <td>Uncertain</td> <td>0</td> <td>0%</td> </tr> <tr> <td>Disagree</td> <td>0</td> <td>0%</td> </tr> <tr> <td>Strongly Disagree</td> <td>0</td> <td>0%</td> </tr> </tbody> </table>	Choice	Number	Percentage	Strongly Agree	29	85.29%	Agree	5	14.71%	Uncertain	0	0%	Disagree	0	0%	Strongly Disagree	0	0%	<p>A pie chart representing the data for question 2. The chart is divided into two segments: a large blue segment representing 'Strongly Agree' at 85.3% and a red segment representing 'Agree' at 14.7%. A legend to the right of the chart shows a blue circle for 'Stron...' and a red circle for 'Agree'.</p>		
Choice	Number	Percentage																					
Strongly Agree	29	85.29%																					
Agree	5	14.71%																					
Uncertain	0	0%																					
Disagree	0	0%																					
Strongly Disagree	0	0%																					
3	The Instructor has completed the whole course	<table border="1"> <thead> <tr> <th>Choice</th> <th>Number</th> <th>Percentage</th> </tr> </thead> <tbody> <tr> <td>Strongly Agree</td> <td>30</td> <td>88.24%</td> </tr> <tr> <td>Agree</td> <td>4</td> <td>11.76%</td> </tr> <tr> <td>Uncertain</td> <td>0</td> <td>0%</td> </tr> <tr> <td>Disagree</td> <td>0</td> <td>0%</td> </tr> <tr> <td>Strongly Disagree</td> <td>0</td> <td>0%</td> </tr> </tbody> </table>	Choice	Number	Percentage	Strongly Agree	30	88.24%	Agree	4	11.76%	Uncertain	0	0%	Disagree	0	0%	Strongly Disagree	0	0%	<p>A pie chart representing the data for question 3. The chart is divided into two segments: a large blue segment representing 'Strongly Agree' at 88.2% and a red segment representing 'Agree' at 11.8%. A legend to the right of the chart shows a blue circle for 'Stron...' and a red circle for 'Agree'.</p>		
Choice	Number	Percentage																					
Strongly Agree	30	88.24%																					
Agree	4	11.76%																					
Uncertain	0	0%																					
Disagree	0	0%																					
Strongly Disagree	0	0%																					
4	The Instructor provides additional material apart from the textbook	<table border="1"> <thead> <tr> <th>Choice</th> <th>Number</th> <th>Percentage</th> </tr> </thead> <tbody> <tr> <td>Strongly Agree</td> <td>29</td> <td>85.29%</td> </tr> <tr> <td>Agree</td> <td>5</td> <td>14.71%</td> </tr> <tr> <td>Uncertain</td> <td>0</td> <td>0%</td> </tr> <tr> <td>Disagree</td> <td>0</td> <td>0%</td> </tr> <tr> <td>Strongly Disagree</td> <td>0</td> <td>0%</td> </tr> </tbody> </table>	Choice	Number	Percentage	Strongly Agree	29	85.29%	Agree	5	14.71%	Uncertain	0	0%	Disagree	0	0%	Strongly Disagree	0	0%	<p>A pie chart representing the data for question 4. The chart is divided into two segments: a large blue segment representing 'Strongly Agree' at 85.3% and a red segment representing 'Agree' at 14.7%. A legend to the right of the chart shows a blue circle for 'Stron...' and a red circle for 'Agree'.</p>		
Choice	Number	Percentage																					
Strongly Agree	29	85.29%																					
Agree	5	14.71%																					
Uncertain	0	0%																					
Disagree	0	0%																					
Strongly Disagree	0	0%																					

5	The Instructor gives citations regarding current situations with reference to Pakistani context	<table border="1"> <thead> <tr> <th>Choice</th> <th>Number</th> <th>Percentage</th> </tr> </thead> <tbody> <tr> <td>Strongly Agree</td> <td>30</td> <td>88.24%</td> </tr> <tr> <td>Agree</td> <td>4</td> <td>11.76%</td> </tr> <tr> <td>Uncertain</td> <td>0</td> <td>0%</td> </tr> <tr> <td>Disagree</td> <td>0</td> <td>0%</td> </tr> <tr> <td>Strongly Disagree</td> <td>0</td> <td>0%</td> </tr> </tbody> </table>	Choice	Number	Percentage	Strongly Agree	30	88.24%	Agree	4	11.76%	Uncertain	0	0%	Disagree	0	0%	Strongly Disagree	0	0%	 <p>88.2%</p> <ul style="list-style-type: none"> ● Stron... ● Agree
Choice	Number	Percentage																			
Strongly Agree	30	88.24%																			
Agree	4	11.76%																			
Uncertain	0	0%																			
Disagree	0	0%																			
Strongly Disagree	0	0%																			
6	The Instructor communicates the subject matter effectively	<table border="1"> <thead> <tr> <th>Choice</th> <th>Number</th> <th>Percentage</th> </tr> </thead> <tbody> <tr> <td>Strongly Agree</td> <td>28</td> <td>82.35%</td> </tr> <tr> <td>Agree</td> <td>6</td> <td>17.65%</td> </tr> <tr> <td>Uncertain</td> <td>0</td> <td>0%</td> </tr> <tr> <td>Disagree</td> <td>0</td> <td>0%</td> </tr> <tr> <td>Strongly Disagree</td> <td>0</td> <td>0%</td> </tr> </tbody> </table>	Choice	Number	Percentage	Strongly Agree	28	82.35%	Agree	6	17.65%	Uncertain	0	0%	Disagree	0	0%	Strongly Disagree	0	0%	 <p>82.4%</p> <ul style="list-style-type: none"> ● Stron... ● Agree
Choice	Number	Percentage																			
Strongly Agree	28	82.35%																			
Agree	6	17.65%																			
Uncertain	0	0%																			
Disagree	0	0%																			
Strongly Disagree	0	0%																			
7	The Instructor shows respect towards students and encourages class participation	<table border="1"> <thead> <tr> <th>Choice</th> <th>Number</th> <th>Percentage</th> </tr> </thead> <tbody> <tr> <td>Strongly Agree</td> <td>29</td> <td>85.29%</td> </tr> <tr> <td>Agree</td> <td>4</td> <td>11.76%</td> </tr> <tr> <td>Uncertain</td> <td>1</td> <td>2.94%</td> </tr> <tr> <td>Disagree</td> <td>0</td> <td>0%</td> </tr> <tr> <td>Strongly Disagree</td> <td>0</td> <td>0%</td> </tr> </tbody> </table>	Choice	Number	Percentage	Strongly Agree	29	85.29%	Agree	4	11.76%	Uncertain	1	2.94%	Disagree	0	0%	Strongly Disagree	0	0%	 <p>85.3%</p> <ul style="list-style-type: none"> ● Stron... ● Agree ● Unce...
Choice	Number	Percentage																			
Strongly Agree	29	85.29%																			
Agree	4	11.76%																			
Uncertain	1	2.94%																			
Disagree	0	0%																			
Strongly Disagree	0	0%																			
8	The Instructor maintains an environment that is conducive to learning	<table border="1"> <thead> <tr> <th>Choice</th> <th>Number</th> <th>Percentage</th> </tr> </thead> <tbody> <tr> <td>Strongly Agree</td> <td>29</td> <td>85.29%</td> </tr> <tr> <td>Agree</td> <td>5</td> <td>14.71%</td> </tr> <tr> <td>Uncertain</td> <td>0</td> <td>0%</td> </tr> <tr> <td>Disagree</td> <td>0</td> <td>0%</td> </tr> <tr> <td>Strongly Disagree</td> <td>0</td> <td>0%</td> </tr> </tbody> </table>	Choice	Number	Percentage	Strongly Agree	29	85.29%	Agree	5	14.71%	Uncertain	0	0%	Disagree	0	0%	Strongly Disagree	0	0%	 <p>85.3%</p> <ul style="list-style-type: none"> ● Stron... ● Agree
Choice	Number	Percentage																			
Strongly Agree	29	85.29%																			
Agree	5	14.71%																			
Uncertain	0	0%																			
Disagree	0	0%																			
Strongly Disagree	0	0%																			
9	The Instructor arrives on time	<table border="1"> <thead> <tr> <th>Choice</th> <th>Number</th> <th>Percentage</th> </tr> </thead> <tbody> <tr> <td>Strongly Agree</td> <td>30</td> <td>88.24%</td> </tr> <tr> <td>Agree</td> <td>4</td> <td>11.76%</td> </tr> <tr> <td>Uncertain</td> <td>0</td> <td>0%</td> </tr> <tr> <td>Disagree</td> <td>0</td> <td>0%</td> </tr> <tr> <td>Strongly Disagree</td> <td>0</td> <td>0%</td> </tr> </tbody> </table>	Choice	Number	Percentage	Strongly Agree	30	88.24%	Agree	4	11.76%	Uncertain	0	0%	Disagree	0	0%	Strongly Disagree	0	0%	 <p>88.2%</p> <ul style="list-style-type: none"> ● Stron... ● Agree
Choice	Number	Percentage																			
Strongly Agree	30	88.24%																			
Agree	4	11.76%																			
Uncertain	0	0%																			
Disagree	0	0%																			
Strongly Disagree	0	0%																			

10	The Instructor leaves on time	<table border="1"> <thead> <tr> <th>Choice</th> <th>Number</th> <th>Percentage</th> </tr> </thead> <tbody> <tr> <td>Strongly Agree</td> <td>28</td> <td>82.35%</td> </tr> <tr> <td>Agree</td> <td>6</td> <td>17.65%</td> </tr> <tr> <td>Uncertain</td> <td>0</td> <td>0%</td> </tr> <tr> <td>Disagree</td> <td>0</td> <td>0%</td> </tr> <tr> <td>Strongly Disagree</td> <td>0</td> <td>0%</td> </tr> </tbody> </table>	Choice	Number	Percentage	Strongly Agree	28	82.35%	Agree	6	17.65%	Uncertain	0	0%	Disagree	0	0%	Strongly Disagree	0	0%	 <p>82.4%</p> <ul style="list-style-type: none"> ● Stron... ● Agree
Choice	Number	Percentage																			
Strongly Agree	28	82.35%																			
Agree	6	17.65%																			
Uncertain	0	0%																			
Disagree	0	0%																			
Strongly Disagree	0	0%																			
11	The Instructor is fair in examination	<table border="1"> <thead> <tr> <th>Choice</th> <th>Number</th> <th>Percentage</th> </tr> </thead> <tbody> <tr> <td>Strongly Agree</td> <td>30</td> <td>88.24%</td> </tr> <tr> <td>Agree</td> <td>4</td> <td>11.76%</td> </tr> <tr> <td>Uncertain</td> <td>0</td> <td>0%</td> </tr> <tr> <td>Disagree</td> <td>0</td> <td>0%</td> </tr> <tr> <td>Strongly Disagree</td> <td>0</td> <td>0%</td> </tr> </tbody> </table>	Choice	Number	Percentage	Strongly Agree	30	88.24%	Agree	4	11.76%	Uncertain	0	0%	Disagree	0	0%	Strongly Disagree	0	0%	 <p>88.2%</p> <ul style="list-style-type: none"> ● Stron... ● Agree
Choice	Number	Percentage																			
Strongly Agree	30	88.24%																			
Agree	4	11.76%																			
Uncertain	0	0%																			
Disagree	0	0%																			
Strongly Disagree	0	0%																			
12	The Instructor returns the graded scripts etc. in a reasonable amount of time	<table border="1"> <thead> <tr> <th>Choice</th> <th>Number</th> <th>Percentage</th> </tr> </thead> <tbody> <tr> <td>Strongly Agree</td> <td>29</td> <td>85.29%</td> </tr> <tr> <td>Agree</td> <td>5</td> <td>14.71%</td> </tr> <tr> <td>Uncertain</td> <td>0</td> <td>0%</td> </tr> <tr> <td>Disagree</td> <td>0</td> <td>0%</td> </tr> <tr> <td>Strongly Disagree</td> <td>0</td> <td>0%</td> </tr> </tbody> </table>	Choice	Number	Percentage	Strongly Agree	29	85.29%	Agree	5	14.71%	Uncertain	0	0%	Disagree	0	0%	Strongly Disagree	0	0%	 <p>85.3%</p> <ul style="list-style-type: none"> ● Stron... ● Agree
Choice	Number	Percentage																			
Strongly Agree	29	85.29%																			
Agree	5	14.71%																			
Uncertain	0	0%																			
Disagree	0	0%																			
Strongly Disagree	0	0%																			
13	The Instructor was available during the specified office hours and for after class consultations	<table border="1"> <thead> <tr> <th>Choice</th> <th>Number</th> <th>Percentage</th> </tr> </thead> <tbody> <tr> <td>Strongly Agree</td> <td>30</td> <td>88.24%</td> </tr> <tr> <td>Agree</td> <td>4</td> <td>11.76%</td> </tr> <tr> <td>Uncertain</td> <td>0</td> <td>0%</td> </tr> <tr> <td>Disagree</td> <td>0</td> <td>0%</td> </tr> <tr> <td>Strongly Disagree</td> <td>0</td> <td>0%</td> </tr> </tbody> </table>	Choice	Number	Percentage	Strongly Agree	30	88.24%	Agree	4	11.76%	Uncertain	0	0%	Disagree	0	0%	Strongly Disagree	0	0%	 <p>88.2%</p> <ul style="list-style-type: none"> ● Stron... ● Agree
Choice	Number	Percentage																			
Strongly Agree	30	88.24%																			
Agree	4	11.76%																			
Uncertain	0	0%																			
Disagree	0	0%																			
Strongly Disagree	0	0%																			
14	The Subject matter presented in the course has increased your knowledge of the subject	<table border="1"> <thead> <tr> <th>Choice</th> <th>Number</th> <th>Percentage</th> </tr> </thead> <tbody> <tr> <td>Strongly Agree</td> <td>28</td> <td>82.35%</td> </tr> <tr> <td>Agree</td> <td>6</td> <td>17.65%</td> </tr> <tr> <td>Uncertain</td> <td>0</td> <td>0%</td> </tr> <tr> <td>Disagree</td> <td>0</td> <td>0%</td> </tr> <tr> <td>Strongly Disagree</td> <td>0</td> <td>0%</td> </tr> </tbody> </table>	Choice	Number	Percentage	Strongly Agree	28	82.35%	Agree	6	17.65%	Uncertain	0	0%	Disagree	0	0%	Strongly Disagree	0	0%	 <p>82.4%</p> <ul style="list-style-type: none"> ● Stron... ● Agree
Choice	Number	Percentage																			
Strongly Agree	28	82.35%																			
Agree	6	17.65%																			
Uncertain	0	0%																			
Disagree	0	0%																			
Strongly Disagree	0	0%																			

15	The syllabus clearly states course objectives requirements, procedures and grading criteria	<table border="1"> <thead> <tr> <th>Choice</th> <th>Number</th> <th>Percentage</th> </tr> </thead> <tbody> <tr> <td>Strongly Agree</td> <td>31</td> <td>91.18%</td> </tr> <tr> <td>Agree</td> <td>3</td> <td>8.82%</td> </tr> <tr> <td>Uncertain</td> <td>0</td> <td>0%</td> </tr> <tr> <td>Disagree</td> <td>0</td> <td>0%</td> </tr> <tr> <td>Strongly Disagree</td> <td>0</td> <td>0%</td> </tr> </tbody> </table>	Choice	Number	Percentage	Strongly Agree	31	91.18%	Agree	3	8.82%	Uncertain	0	0%	Disagree	0	0%	Strongly Disagree	0	0%	 <p>91.2%</p> <ul style="list-style-type: none"> ● Stron... ● Agree
Choice	Number	Percentage																			
Strongly Agree	31	91.18%																			
Agree	3	8.82%																			
Uncertain	0	0%																			
Disagree	0	0%																			
Strongly Disagree	0	0%																			
16	The course integrates theoretical course concepts with real-world applications	<table border="1"> <thead> <tr> <th>Choice</th> <th>Number</th> <th>Percentage</th> </tr> </thead> <tbody> <tr> <td>Strongly Agree</td> <td>28</td> <td>82.35%</td> </tr> <tr> <td>Agree</td> <td>6</td> <td>17.65%</td> </tr> <tr> <td>Uncertain</td> <td>0</td> <td>0%</td> </tr> <tr> <td>Disagree</td> <td>0</td> <td>0%</td> </tr> <tr> <td>Strongly Disagree</td> <td>0</td> <td>0%</td> </tr> </tbody> </table>	Choice	Number	Percentage	Strongly Agree	28	82.35%	Agree	6	17.65%	Uncertain	0	0%	Disagree	0	0%	Strongly Disagree	0	0%	 <p>82.4%</p> <ul style="list-style-type: none"> ● Stron... ● Agree
Choice	Number	Percentage																			
Strongly Agree	28	82.35%																			
Agree	6	17.65%																			
Uncertain	0	0%																			
Disagree	0	0%																			
Strongly Disagree	0	0%																			
17	The assignments and exams covered the materials presented in the course	<table border="1"> <thead> <tr> <th>Choice</th> <th>Number</th> <th>Percentage</th> </tr> </thead> <tbody> <tr> <td>Strongly Agree</td> <td>31</td> <td>91.18%</td> </tr> <tr> <td>Agree</td> <td>3</td> <td>8.82%</td> </tr> <tr> <td>Uncertain</td> <td>0</td> <td>0%</td> </tr> <tr> <td>Disagree</td> <td>0</td> <td>0%</td> </tr> <tr> <td>Strongly Disagree</td> <td>0</td> <td>0%</td> </tr> </tbody> </table>	Choice	Number	Percentage	Strongly Agree	31	91.18%	Agree	3	8.82%	Uncertain	0	0%	Disagree	0	0%	Strongly Disagree	0	0%	 <p>91.2%</p> <ul style="list-style-type: none"> ● Stron... ● Agree
Choice	Number	Percentage																			
Strongly Agree	31	91.18%																			
Agree	3	8.82%																			
Uncertain	0	0%																			
Disagree	0	0%																			
Strongly Disagree	0	0%																			
18	The course material is modern and updated	<table border="1"> <thead> <tr> <th>Choice</th> <th>Number</th> <th>Percentage</th> </tr> </thead> <tbody> <tr> <td>Strongly Agree</td> <td>29</td> <td>85.29%</td> </tr> <tr> <td>Agree</td> <td>5</td> <td>14.71%</td> </tr> <tr> <td>Uncertain</td> <td>0</td> <td>0%</td> </tr> <tr> <td>Disagree</td> <td>0</td> <td>0%</td> </tr> <tr> <td>Strongly Disagree</td> <td>0</td> <td>0%</td> </tr> </tbody> </table>	Choice	Number	Percentage	Strongly Agree	29	85.29%	Agree	5	14.71%	Uncertain	0	0%	Disagree	0	0%	Strongly Disagree	0	0%	 <p>85.3%</p> <ul style="list-style-type: none"> ● Stron... ● Agree
Choice	Number	Percentage																			
Strongly Agree	29	85.29%																			
Agree	5	14.71%																			
Uncertain	0	0%																			
Disagree	0	0%																			
Strongly Disagree	0	0%																			

Teachers Comment

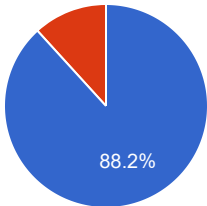
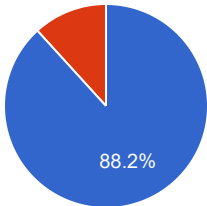
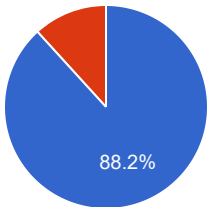
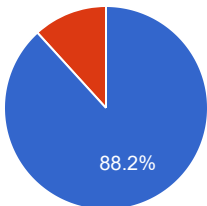
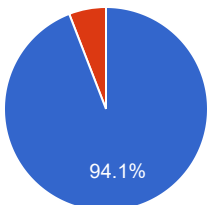
sss
dxdddss
outstanding
Best teacher ever
intelligent and well knowledge
Best teacher ever
very best teacher
brilient with this course
excellent teacher
one of the best
good teacher
The instructor teach us very well
teacher teach us very well throughout the semester
Excellent teacher
excelent teaching
He is the best teacher in university
Excellent
Excellent

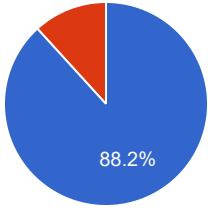
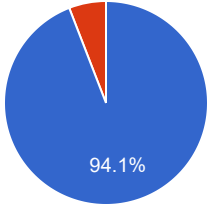
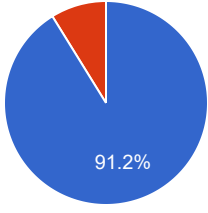
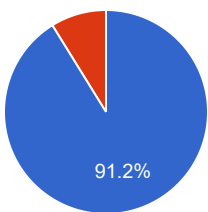
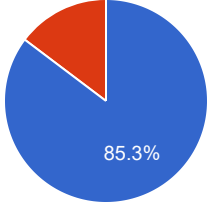
Course Comment

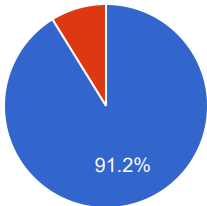
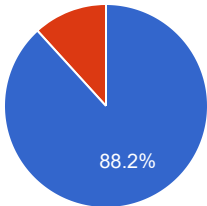
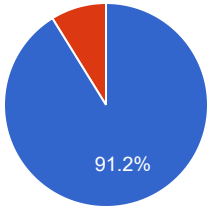
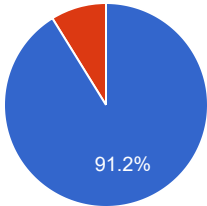
outstanding
good course
this course increase our knowledge
well course and informative
good information about our field.
well subject
informative
learned many things
The instructor have completed full course.
course is too good for me
The course is completed

Teacher Evaluation - Program: 0254

Teacher Name: MUHAMMAD FAHAD ULLAH		Course ID: CT-302(L) Course Title: Repair & Maintenance of Structures		Session: 2018 Fall																			
Shift: After noon -- Section:		Total Strength: 35		Attempted: 34																			
S.No	Question	Opinions			Chart																		
1	The Instructor is prepared for each class	<table border="1"> <thead> <tr> <th>Choice</th> <th>Number</th> <th>Percentage</th> </tr> </thead> <tbody> <tr> <td>Strongly Agree</td> <td>33</td> <td>97.06%</td> </tr> <tr> <td>Agree</td> <td>1</td> <td>2.94%</td> </tr> <tr> <td>Uncertain</td> <td>0</td> <td>0%</td> </tr> <tr> <td>Disagree</td> <td>0</td> <td>0%</td> </tr> <tr> <td>Strongly Disagree</td> <td>0</td> <td>0%</td> </tr> </tbody> </table>	Choice	Number	Percentage	Strongly Agree	33	97.06%	Agree	1	2.94%	Uncertain	0	0%	Disagree	0	0%	Strongly Disagree	0	0%	<p>97.1%</p>		
Choice	Number	Percentage																					
Strongly Agree	33	97.06%																					
Agree	1	2.94%																					
Uncertain	0	0%																					
Disagree	0	0%																					
Strongly Disagree	0	0%																					
2	The Instructor demonstrates knowledge of the subject	<table border="1"> <thead> <tr> <th>Choice</th> <th>Number</th> <th>Percentage</th> </tr> </thead> <tbody> <tr> <td>Strongly Agree</td> <td>31</td> <td>91.18%</td> </tr> <tr> <td>Agree</td> <td>3</td> <td>8.82%</td> </tr> <tr> <td>Uncertain</td> <td>0</td> <td>0%</td> </tr> <tr> <td>Disagree</td> <td>0</td> <td>0%</td> </tr> <tr> <td>Strongly Disagree</td> <td>0</td> <td>0%</td> </tr> </tbody> </table>	Choice	Number	Percentage	Strongly Agree	31	91.18%	Agree	3	8.82%	Uncertain	0	0%	Disagree	0	0%	Strongly Disagree	0	0%	<p>91.2%</p>		
Choice	Number	Percentage																					
Strongly Agree	31	91.18%																					
Agree	3	8.82%																					
Uncertain	0	0%																					
Disagree	0	0%																					
Strongly Disagree	0	0%																					
3	The Instructor has completed the whole course	<table border="1"> <thead> <tr> <th>Choice</th> <th>Number</th> <th>Percentage</th> </tr> </thead> <tbody> <tr> <td>Strongly Agree</td> <td>30</td> <td>88.24%</td> </tr> <tr> <td>Agree</td> <td>4</td> <td>11.76%</td> </tr> <tr> <td>Uncertain</td> <td>0</td> <td>0%</td> </tr> <tr> <td>Disagree</td> <td>0</td> <td>0%</td> </tr> <tr> <td>Strongly Disagree</td> <td>0</td> <td>0%</td> </tr> </tbody> </table>	Choice	Number	Percentage	Strongly Agree	30	88.24%	Agree	4	11.76%	Uncertain	0	0%	Disagree	0	0%	Strongly Disagree	0	0%	<p>88.2%</p>		
Choice	Number	Percentage																					
Strongly Agree	30	88.24%																					
Agree	4	11.76%																					
Uncertain	0	0%																					
Disagree	0	0%																					
Strongly Disagree	0	0%																					
4	The Instructor provides additional material apart from the textbook	<table border="1"> <thead> <tr> <th>Choice</th> <th>Number</th> <th>Percentage</th> </tr> </thead> <tbody> <tr> <td>Strongly Agree</td> <td>31</td> <td>91.18%</td> </tr> <tr> <td>Agree</td> <td>3</td> <td>8.82%</td> </tr> <tr> <td>Uncertain</td> <td>0</td> <td>0%</td> </tr> <tr> <td>Disagree</td> <td>0</td> <td>0%</td> </tr> <tr> <td>Strongly Disagree</td> <td>0</td> <td>0%</td> </tr> </tbody> </table>	Choice	Number	Percentage	Strongly Agree	31	91.18%	Agree	3	8.82%	Uncertain	0	0%	Disagree	0	0%	Strongly Disagree	0	0%	<p>91.2%</p>		
Choice	Number	Percentage																					
Strongly Agree	31	91.18%																					
Agree	3	8.82%																					
Uncertain	0	0%																					
Disagree	0	0%																					
Strongly Disagree	0	0%																					

5	The Instructor gives citations regarding current situations with reference to Pakistani context	<table border="1"> <thead> <tr> <th>Choice</th> <th>Number</th> <th>Percentage</th> </tr> </thead> <tbody> <tr> <td>Strongly Agree</td> <td>30</td> <td>88.24%</td> </tr> <tr> <td>Agree</td> <td>4</td> <td>11.76%</td> </tr> <tr> <td>Uncertain</td> <td>0</td> <td>0%</td> </tr> <tr> <td>Disagree</td> <td>0</td> <td>0%</td> </tr> <tr> <td>Strongly Disagree</td> <td>0</td> <td>0%</td> </tr> </tbody> </table>	Choice	Number	Percentage	Strongly Agree	30	88.24%	Agree	4	11.76%	Uncertain	0	0%	Disagree	0	0%	Strongly Disagree	0	0%	 <p>88.2%</p> <ul style="list-style-type: none"> ● Stron... ● Agree
Choice	Number	Percentage																			
Strongly Agree	30	88.24%																			
Agree	4	11.76%																			
Uncertain	0	0%																			
Disagree	0	0%																			
Strongly Disagree	0	0%																			
6	The Instructor communicates the subject matter effectively	<table border="1"> <thead> <tr> <th>Choice</th> <th>Number</th> <th>Percentage</th> </tr> </thead> <tbody> <tr> <td>Strongly Agree</td> <td>30</td> <td>88.24%</td> </tr> <tr> <td>Agree</td> <td>4</td> <td>11.76%</td> </tr> <tr> <td>Uncertain</td> <td>0</td> <td>0%</td> </tr> <tr> <td>Disagree</td> <td>0</td> <td>0%</td> </tr> <tr> <td>Strongly Disagree</td> <td>0</td> <td>0%</td> </tr> </tbody> </table>	Choice	Number	Percentage	Strongly Agree	30	88.24%	Agree	4	11.76%	Uncertain	0	0%	Disagree	0	0%	Strongly Disagree	0	0%	 <p>88.2%</p> <ul style="list-style-type: none"> ● Stron... ● Agree
Choice	Number	Percentage																			
Strongly Agree	30	88.24%																			
Agree	4	11.76%																			
Uncertain	0	0%																			
Disagree	0	0%																			
Strongly Disagree	0	0%																			
7	The Instructor shows respect towards students and encourages class participation	<table border="1"> <thead> <tr> <th>Choice</th> <th>Number</th> <th>Percentage</th> </tr> </thead> <tbody> <tr> <td>Strongly Agree</td> <td>30</td> <td>88.24%</td> </tr> <tr> <td>Agree</td> <td>4</td> <td>11.76%</td> </tr> <tr> <td>Uncertain</td> <td>0</td> <td>0%</td> </tr> <tr> <td>Disagree</td> <td>0</td> <td>0%</td> </tr> <tr> <td>Strongly Disagree</td> <td>0</td> <td>0%</td> </tr> </tbody> </table>	Choice	Number	Percentage	Strongly Agree	30	88.24%	Agree	4	11.76%	Uncertain	0	0%	Disagree	0	0%	Strongly Disagree	0	0%	 <p>88.2%</p> <ul style="list-style-type: none"> ● Stron... ● Agree
Choice	Number	Percentage																			
Strongly Agree	30	88.24%																			
Agree	4	11.76%																			
Uncertain	0	0%																			
Disagree	0	0%																			
Strongly Disagree	0	0%																			
8	The Instructor maintains an environment that is conducive to learning	<table border="1"> <thead> <tr> <th>Choice</th> <th>Number</th> <th>Percentage</th> </tr> </thead> <tbody> <tr> <td>Strongly Agree</td> <td>30</td> <td>88.24%</td> </tr> <tr> <td>Agree</td> <td>4</td> <td>11.76%</td> </tr> <tr> <td>Uncertain</td> <td>0</td> <td>0%</td> </tr> <tr> <td>Disagree</td> <td>0</td> <td>0%</td> </tr> <tr> <td>Strongly Disagree</td> <td>0</td> <td>0%</td> </tr> </tbody> </table>	Choice	Number	Percentage	Strongly Agree	30	88.24%	Agree	4	11.76%	Uncertain	0	0%	Disagree	0	0%	Strongly Disagree	0	0%	 <p>88.2%</p> <ul style="list-style-type: none"> ● Stron... ● Agree
Choice	Number	Percentage																			
Strongly Agree	30	88.24%																			
Agree	4	11.76%																			
Uncertain	0	0%																			
Disagree	0	0%																			
Strongly Disagree	0	0%																			
9	The Instructor arrives on time	<table border="1"> <thead> <tr> <th>Choice</th> <th>Number</th> <th>Percentage</th> </tr> </thead> <tbody> <tr> <td>Strongly Agree</td> <td>32</td> <td>94.12%</td> </tr> <tr> <td>Agree</td> <td>2</td> <td>5.88%</td> </tr> <tr> <td>Uncertain</td> <td>0</td> <td>0%</td> </tr> <tr> <td>Disagree</td> <td>0</td> <td>0%</td> </tr> <tr> <td>Strongly Disagree</td> <td>0</td> <td>0%</td> </tr> </tbody> </table>	Choice	Number	Percentage	Strongly Agree	32	94.12%	Agree	2	5.88%	Uncertain	0	0%	Disagree	0	0%	Strongly Disagree	0	0%	 <p>94.1%</p> <ul style="list-style-type: none"> ● Stron... ● Agree
Choice	Number	Percentage																			
Strongly Agree	32	94.12%																			
Agree	2	5.88%																			
Uncertain	0	0%																			
Disagree	0	0%																			
Strongly Disagree	0	0%																			

10	The Instructor leaves on time	<table border="1"> <thead> <tr> <th>Choice</th> <th>Number</th> <th>Percentage</th> </tr> </thead> <tbody> <tr> <td>Strongly Agree</td> <td>30</td> <td>88.24%</td> </tr> <tr> <td>Agree</td> <td>4</td> <td>11.76%</td> </tr> <tr> <td>Uncertain</td> <td>0</td> <td>0%</td> </tr> <tr> <td>Disagree</td> <td>0</td> <td>0%</td> </tr> <tr> <td>Strongly Disagree</td> <td>0</td> <td>0%</td> </tr> </tbody> </table>	Choice	Number	Percentage	Strongly Agree	30	88.24%	Agree	4	11.76%	Uncertain	0	0%	Disagree	0	0%	Strongly Disagree	0	0%	 <p>88.2%</p> <ul style="list-style-type: none"> ● Stron... ● Agree
Choice	Number	Percentage																			
Strongly Agree	30	88.24%																			
Agree	4	11.76%																			
Uncertain	0	0%																			
Disagree	0	0%																			
Strongly Disagree	0	0%																			
11	The Instructor is fair in examination	<table border="1"> <thead> <tr> <th>Choice</th> <th>Number</th> <th>Percentage</th> </tr> </thead> <tbody> <tr> <td>Strongly Agree</td> <td>32</td> <td>94.12%</td> </tr> <tr> <td>Agree</td> <td>2</td> <td>5.88%</td> </tr> <tr> <td>Uncertain</td> <td>0</td> <td>0%</td> </tr> <tr> <td>Disagree</td> <td>0</td> <td>0%</td> </tr> <tr> <td>Strongly Disagree</td> <td>0</td> <td>0%</td> </tr> </tbody> </table>	Choice	Number	Percentage	Strongly Agree	32	94.12%	Agree	2	5.88%	Uncertain	0	0%	Disagree	0	0%	Strongly Disagree	0	0%	 <p>94.1%</p> <ul style="list-style-type: none"> ● Stron... ● Agree
Choice	Number	Percentage																			
Strongly Agree	32	94.12%																			
Agree	2	5.88%																			
Uncertain	0	0%																			
Disagree	0	0%																			
Strongly Disagree	0	0%																			
12	The Instructor returns the graded scripts etc. in a reasonable amount of time	<table border="1"> <thead> <tr> <th>Choice</th> <th>Number</th> <th>Percentage</th> </tr> </thead> <tbody> <tr> <td>Strongly Agree</td> <td>31</td> <td>91.18%</td> </tr> <tr> <td>Agree</td> <td>3</td> <td>8.82%</td> </tr> <tr> <td>Uncertain</td> <td>0</td> <td>0%</td> </tr> <tr> <td>Disagree</td> <td>0</td> <td>0%</td> </tr> <tr> <td>Strongly Disagree</td> <td>0</td> <td>0%</td> </tr> </tbody> </table>	Choice	Number	Percentage	Strongly Agree	31	91.18%	Agree	3	8.82%	Uncertain	0	0%	Disagree	0	0%	Strongly Disagree	0	0%	 <p>91.2%</p> <ul style="list-style-type: none"> ● Stron... ● Agree
Choice	Number	Percentage																			
Strongly Agree	31	91.18%																			
Agree	3	8.82%																			
Uncertain	0	0%																			
Disagree	0	0%																			
Strongly Disagree	0	0%																			
13	The Instructor was available during the specified office hours and for after class consultations	<table border="1"> <thead> <tr> <th>Choice</th> <th>Number</th> <th>Percentage</th> </tr> </thead> <tbody> <tr> <td>Strongly Agree</td> <td>31</td> <td>91.18%</td> </tr> <tr> <td>Agree</td> <td>3</td> <td>8.82%</td> </tr> <tr> <td>Uncertain</td> <td>0</td> <td>0%</td> </tr> <tr> <td>Disagree</td> <td>0</td> <td>0%</td> </tr> <tr> <td>Strongly Disagree</td> <td>0</td> <td>0%</td> </tr> </tbody> </table>	Choice	Number	Percentage	Strongly Agree	31	91.18%	Agree	3	8.82%	Uncertain	0	0%	Disagree	0	0%	Strongly Disagree	0	0%	 <p>91.2%</p> <ul style="list-style-type: none"> ● Stron... ● Agree
Choice	Number	Percentage																			
Strongly Agree	31	91.18%																			
Agree	3	8.82%																			
Uncertain	0	0%																			
Disagree	0	0%																			
Strongly Disagree	0	0%																			
14	The Subject matter presented in the course has increased your knowledge of the subject	<table border="1"> <thead> <tr> <th>Choice</th> <th>Number</th> <th>Percentage</th> </tr> </thead> <tbody> <tr> <td>Strongly Agree</td> <td>29</td> <td>85.29%</td> </tr> <tr> <td>Agree</td> <td>5</td> <td>14.71%</td> </tr> <tr> <td>Uncertain</td> <td>0</td> <td>0%</td> </tr> <tr> <td>Disagree</td> <td>0</td> <td>0%</td> </tr> <tr> <td>Strongly Disagree</td> <td>0</td> <td>0%</td> </tr> </tbody> </table>	Choice	Number	Percentage	Strongly Agree	29	85.29%	Agree	5	14.71%	Uncertain	0	0%	Disagree	0	0%	Strongly Disagree	0	0%	 <p>85.3%</p> <ul style="list-style-type: none"> ● Stron... ● Agree
Choice	Number	Percentage																			
Strongly Agree	29	85.29%																			
Agree	5	14.71%																			
Uncertain	0	0%																			
Disagree	0	0%																			
Strongly Disagree	0	0%																			

15	The syllabus clearly states course objectives requirements, procedures and grading criteria	<table border="1"> <thead> <tr> <th>Choice</th> <th>Number</th> <th>Percentage</th> </tr> </thead> <tbody> <tr> <td>Strongly Agree</td> <td>31</td> <td>91.18%</td> </tr> <tr> <td>Agree</td> <td>3</td> <td>8.82%</td> </tr> <tr> <td>Uncertain</td> <td>0</td> <td>0%</td> </tr> <tr> <td>Disagree</td> <td>0</td> <td>0%</td> </tr> <tr> <td>Strongly Disagree</td> <td>0</td> <td>0%</td> </tr> </tbody> </table>	Choice	Number	Percentage	Strongly Agree	31	91.18%	Agree	3	8.82%	Uncertain	0	0%	Disagree	0	0%	Strongly Disagree	0	0%	 <p>91.2%</p> <p>● Stron... ● Agree</p>
Choice	Number	Percentage																			
Strongly Agree	31	91.18%																			
Agree	3	8.82%																			
Uncertain	0	0%																			
Disagree	0	0%																			
Strongly Disagree	0	0%																			
16	The course integrates theoretical course concepts with real-world applications	<table border="1"> <thead> <tr> <th>Choice</th> <th>Number</th> <th>Percentage</th> </tr> </thead> <tbody> <tr> <td>Strongly Agree</td> <td>30</td> <td>88.24%</td> </tr> <tr> <td>Agree</td> <td>4</td> <td>11.76%</td> </tr> <tr> <td>Uncertain</td> <td>0</td> <td>0%</td> </tr> <tr> <td>Disagree</td> <td>0</td> <td>0%</td> </tr> <tr> <td>Strongly Disagree</td> <td>0</td> <td>0%</td> </tr> </tbody> </table>	Choice	Number	Percentage	Strongly Agree	30	88.24%	Agree	4	11.76%	Uncertain	0	0%	Disagree	0	0%	Strongly Disagree	0	0%	 <p>88.2%</p> <p>● Stron... ● Agree</p>
Choice	Number	Percentage																			
Strongly Agree	30	88.24%																			
Agree	4	11.76%																			
Uncertain	0	0%																			
Disagree	0	0%																			
Strongly Disagree	0	0%																			
17	The assignments and exams covered the materials presented in the course	<table border="1"> <thead> <tr> <th>Choice</th> <th>Number</th> <th>Percentage</th> </tr> </thead> <tbody> <tr> <td>Strongly Agree</td> <td>31</td> <td>91.18%</td> </tr> <tr> <td>Agree</td> <td>3</td> <td>8.82%</td> </tr> <tr> <td>Uncertain</td> <td>0</td> <td>0%</td> </tr> <tr> <td>Disagree</td> <td>0</td> <td>0%</td> </tr> <tr> <td>Strongly Disagree</td> <td>0</td> <td>0%</td> </tr> </tbody> </table>	Choice	Number	Percentage	Strongly Agree	31	91.18%	Agree	3	8.82%	Uncertain	0	0%	Disagree	0	0%	Strongly Disagree	0	0%	 <p>91.2%</p> <p>● Stron... ● Agree</p>
Choice	Number	Percentage																			
Strongly Agree	31	91.18%																			
Agree	3	8.82%																			
Uncertain	0	0%																			
Disagree	0	0%																			
Strongly Disagree	0	0%																			
18	The course material is modern and updated	<table border="1"> <thead> <tr> <th>Choice</th> <th>Number</th> <th>Percentage</th> </tr> </thead> <tbody> <tr> <td>Strongly Agree</td> <td>31</td> <td>91.18%</td> </tr> <tr> <td>Agree</td> <td>3</td> <td>8.82%</td> </tr> <tr> <td>Uncertain</td> <td>0</td> <td>0%</td> </tr> <tr> <td>Disagree</td> <td>0</td> <td>0%</td> </tr> <tr> <td>Strongly Disagree</td> <td>0</td> <td>0%</td> </tr> </tbody> </table>	Choice	Number	Percentage	Strongly Agree	31	91.18%	Agree	3	8.82%	Uncertain	0	0%	Disagree	0	0%	Strongly Disagree	0	0%	 <p>91.2%</p> <p>● Stron... ● Agree</p>
Choice	Number	Percentage																			
Strongly Agree	31	91.18%																			
Agree	3	8.82%																			
Uncertain	0	0%																			
Disagree	0	0%																			
Strongly Disagree	0	0%																			

Teachers Comment

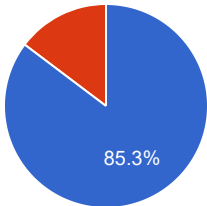
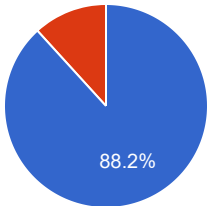
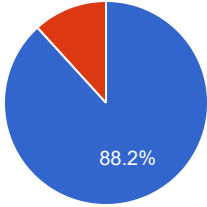
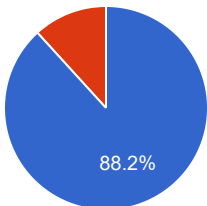
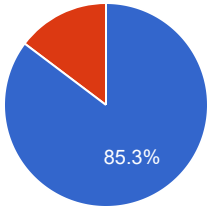
Bect teacher with best teaching methods
 The king of city uni
 good teacher
 good with this subect
 excellent teacher
 good and hard working teacher
 good and hard working teacher
 The instructor teach us very well.
 teache us very well
 excllent teaching
 Excellent methodology
 He is the best teacher in our universityðŸŽ“
 Excellent
 Excellent
 OUTSTANDING

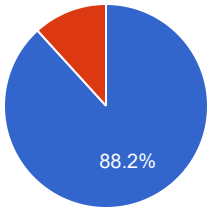
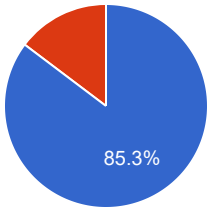
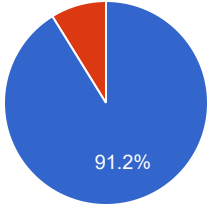
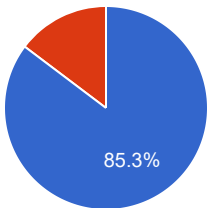
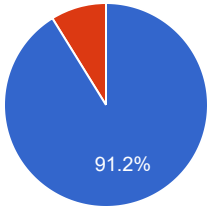
Course Comment

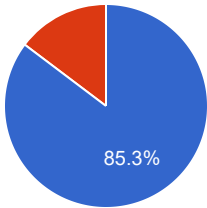
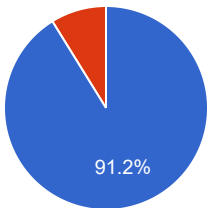
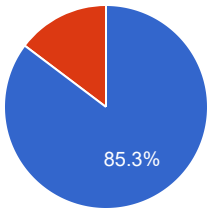
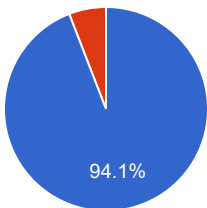
best course
 good to learn about this course inshallah it helped us in future
 practically good
 very informative course for us
 very informative course for us
 intresting
 we have completed this course.
 course is perfect
 course complete
 course covered

Teacher Evaluation - Program: 0254

Teacher Name: HAZRAT BILAL		Course ID: CT-304(L) Course Title: Irrigation & Hydraulic Structures		Session: 2018 Fall																			
Shift: After noon -- Section:		Total Strength: 35		Attempted: 34																			
S.No	Question	Opinions			Chart																		
1	The Instructor is prepared for each class	<table border="1"> <thead> <tr> <th>Choice</th> <th>Number</th> <th>Percentage</th> </tr> </thead> <tbody> <tr> <td>Strongly Agree</td> <td>32</td> <td>94.12%</td> </tr> <tr> <td>Agree</td> <td>2</td> <td>5.88%</td> </tr> <tr> <td>Uncertain</td> <td>0</td> <td>0%</td> </tr> <tr> <td>Disagree</td> <td>0</td> <td>0%</td> </tr> <tr> <td>Strongly Disagree</td> <td>0</td> <td>0%</td> </tr> </tbody> </table>	Choice	Number	Percentage	Strongly Agree	32	94.12%	Agree	2	5.88%	Uncertain	0	0%	Disagree	0	0%	Strongly Disagree	0	0%	<p>A pie chart representing the distribution of responses for question 1. The chart is divided into two segments: a large blue segment representing 'Strongly Agree' at 94.1%, and a small red segment representing 'Agree' at 5.9%. A legend to the right of the chart identifies the blue color with 'Stron...' and the red color with 'Agree'.</p>		
Choice	Number	Percentage																					
Strongly Agree	32	94.12%																					
Agree	2	5.88%																					
Uncertain	0	0%																					
Disagree	0	0%																					
Strongly Disagree	0	0%																					
2	The Instructor demonstrates knowledge of the subject	<table border="1"> <thead> <tr> <th>Choice</th> <th>Number</th> <th>Percentage</th> </tr> </thead> <tbody> <tr> <td>Strongly Agree</td> <td>30</td> <td>88.24%</td> </tr> <tr> <td>Agree</td> <td>4</td> <td>11.76%</td> </tr> <tr> <td>Uncertain</td> <td>0</td> <td>0%</td> </tr> <tr> <td>Disagree</td> <td>0</td> <td>0%</td> </tr> <tr> <td>Strongly Disagree</td> <td>0</td> <td>0%</td> </tr> </tbody> </table>	Choice	Number	Percentage	Strongly Agree	30	88.24%	Agree	4	11.76%	Uncertain	0	0%	Disagree	0	0%	Strongly Disagree	0	0%	<p>A pie chart representing the distribution of responses for question 2. The chart is divided into two segments: a large blue segment representing 'Strongly Agree' at 88.2%, and a smaller red segment representing 'Agree' at 11.8%. A legend to the right of the chart identifies the blue color with 'Stron...' and the red color with 'Agree'.</p>		
Choice	Number	Percentage																					
Strongly Agree	30	88.24%																					
Agree	4	11.76%																					
Uncertain	0	0%																					
Disagree	0	0%																					
Strongly Disagree	0	0%																					
3	The Instructor has completed the whole course	<table border="1"> <thead> <tr> <th>Choice</th> <th>Number</th> <th>Percentage</th> </tr> </thead> <tbody> <tr> <td>Strongly Agree</td> <td>30</td> <td>88.24%</td> </tr> <tr> <td>Agree</td> <td>4</td> <td>11.76%</td> </tr> <tr> <td>Uncertain</td> <td>0</td> <td>0%</td> </tr> <tr> <td>Disagree</td> <td>0</td> <td>0%</td> </tr> <tr> <td>Strongly Disagree</td> <td>0</td> <td>0%</td> </tr> </tbody> </table>	Choice	Number	Percentage	Strongly Agree	30	88.24%	Agree	4	11.76%	Uncertain	0	0%	Disagree	0	0%	Strongly Disagree	0	0%	<p>A pie chart representing the distribution of responses for question 3. The chart is divided into two segments: a large blue segment representing 'Strongly Agree' at 88.2%, and a smaller red segment representing 'Agree' at 11.8%. A legend to the right of the chart identifies the blue color with 'Stron...' and the red color with 'Agree'.</p>		
Choice	Number	Percentage																					
Strongly Agree	30	88.24%																					
Agree	4	11.76%																					
Uncertain	0	0%																					
Disagree	0	0%																					
Strongly Disagree	0	0%																					
4	The Instructor provides additional material apart from the textbook	<table border="1"> <thead> <tr> <th>Choice</th> <th>Number</th> <th>Percentage</th> </tr> </thead> <tbody> <tr> <td>Strongly Agree</td> <td>30</td> <td>88.24%</td> </tr> <tr> <td>Agree</td> <td>4</td> <td>11.76%</td> </tr> <tr> <td>Uncertain</td> <td>0</td> <td>0%</td> </tr> <tr> <td>Disagree</td> <td>0</td> <td>0%</td> </tr> <tr> <td>Strongly Disagree</td> <td>0</td> <td>0%</td> </tr> </tbody> </table>	Choice	Number	Percentage	Strongly Agree	30	88.24%	Agree	4	11.76%	Uncertain	0	0%	Disagree	0	0%	Strongly Disagree	0	0%	<p>A pie chart representing the distribution of responses for question 4. The chart is divided into two segments: a large blue segment representing 'Strongly Agree' at 88.2%, and a smaller red segment representing 'Agree' at 11.8%. A legend to the right of the chart identifies the blue color with 'Stron...' and the red color with 'Agree'.</p>		
Choice	Number	Percentage																					
Strongly Agree	30	88.24%																					
Agree	4	11.76%																					
Uncertain	0	0%																					
Disagree	0	0%																					
Strongly Disagree	0	0%																					

5	The Instructor gives citations regarding current situations with reference to Pakistani context	<table border="1"> <thead> <tr> <th>Choice</th> <th>Number</th> <th>Percentage</th> </tr> </thead> <tbody> <tr> <td>Strongly Agree</td> <td>29</td> <td>85.29%</td> </tr> <tr> <td>Agree</td> <td>5</td> <td>14.71%</td> </tr> <tr> <td>Uncertain</td> <td>0</td> <td>0%</td> </tr> <tr> <td>Disagree</td> <td>0</td> <td>0%</td> </tr> <tr> <td>Strongly Disagree</td> <td>0</td> <td>0%</td> </tr> </tbody> </table>	Choice	Number	Percentage	Strongly Agree	29	85.29%	Agree	5	14.71%	Uncertain	0	0%	Disagree	0	0%	Strongly Disagree	0	0%	 <p>85.3%</p> <ul style="list-style-type: none"> ● Stron... ● Agree
Choice	Number	Percentage																			
Strongly Agree	29	85.29%																			
Agree	5	14.71%																			
Uncertain	0	0%																			
Disagree	0	0%																			
Strongly Disagree	0	0%																			
6	The Instructor communicates the subject matter effectively	<table border="1"> <thead> <tr> <th>Choice</th> <th>Number</th> <th>Percentage</th> </tr> </thead> <tbody> <tr> <td>Strongly Agree</td> <td>30</td> <td>88.24%</td> </tr> <tr> <td>Agree</td> <td>4</td> <td>11.76%</td> </tr> <tr> <td>Uncertain</td> <td>0</td> <td>0%</td> </tr> <tr> <td>Disagree</td> <td>0</td> <td>0%</td> </tr> <tr> <td>Strongly Disagree</td> <td>0</td> <td>0%</td> </tr> </tbody> </table>	Choice	Number	Percentage	Strongly Agree	30	88.24%	Agree	4	11.76%	Uncertain	0	0%	Disagree	0	0%	Strongly Disagree	0	0%	 <p>88.2%</p> <ul style="list-style-type: none"> ● Stron... ● Agree
Choice	Number	Percentage																			
Strongly Agree	30	88.24%																			
Agree	4	11.76%																			
Uncertain	0	0%																			
Disagree	0	0%																			
Strongly Disagree	0	0%																			
7	The Instructor shows respect towards students and encourages class participation	<table border="1"> <thead> <tr> <th>Choice</th> <th>Number</th> <th>Percentage</th> </tr> </thead> <tbody> <tr> <td>Strongly Agree</td> <td>30</td> <td>88.24%</td> </tr> <tr> <td>Agree</td> <td>4</td> <td>11.76%</td> </tr> <tr> <td>Uncertain</td> <td>0</td> <td>0%</td> </tr> <tr> <td>Disagree</td> <td>0</td> <td>0%</td> </tr> <tr> <td>Strongly Disagree</td> <td>0</td> <td>0%</td> </tr> </tbody> </table>	Choice	Number	Percentage	Strongly Agree	30	88.24%	Agree	4	11.76%	Uncertain	0	0%	Disagree	0	0%	Strongly Disagree	0	0%	 <p>88.2%</p> <ul style="list-style-type: none"> ● Stron... ● Agree
Choice	Number	Percentage																			
Strongly Agree	30	88.24%																			
Agree	4	11.76%																			
Uncertain	0	0%																			
Disagree	0	0%																			
Strongly Disagree	0	0%																			
8	The Instructor maintains an environment that is conducive to learning	<table border="1"> <thead> <tr> <th>Choice</th> <th>Number</th> <th>Percentage</th> </tr> </thead> <tbody> <tr> <td>Strongly Agree</td> <td>30</td> <td>88.24%</td> </tr> <tr> <td>Agree</td> <td>4</td> <td>11.76%</td> </tr> <tr> <td>Uncertain</td> <td>0</td> <td>0%</td> </tr> <tr> <td>Disagree</td> <td>0</td> <td>0%</td> </tr> <tr> <td>Strongly Disagree</td> <td>0</td> <td>0%</td> </tr> </tbody> </table>	Choice	Number	Percentage	Strongly Agree	30	88.24%	Agree	4	11.76%	Uncertain	0	0%	Disagree	0	0%	Strongly Disagree	0	0%	 <p>88.2%</p> <ul style="list-style-type: none"> ● Stron... ● Agree
Choice	Number	Percentage																			
Strongly Agree	30	88.24%																			
Agree	4	11.76%																			
Uncertain	0	0%																			
Disagree	0	0%																			
Strongly Disagree	0	0%																			
9	The Instructor arrives on time	<table border="1"> <thead> <tr> <th>Choice</th> <th>Number</th> <th>Percentage</th> </tr> </thead> <tbody> <tr> <td>Strongly Agree</td> <td>29</td> <td>85.29%</td> </tr> <tr> <td>Agree</td> <td>5</td> <td>14.71%</td> </tr> <tr> <td>Uncertain</td> <td>0</td> <td>0%</td> </tr> <tr> <td>Disagree</td> <td>0</td> <td>0%</td> </tr> <tr> <td>Strongly Disagree</td> <td>0</td> <td>0%</td> </tr> </tbody> </table>	Choice	Number	Percentage	Strongly Agree	29	85.29%	Agree	5	14.71%	Uncertain	0	0%	Disagree	0	0%	Strongly Disagree	0	0%	 <p>85.3%</p> <ul style="list-style-type: none"> ● Stron... ● Agree
Choice	Number	Percentage																			
Strongly Agree	29	85.29%																			
Agree	5	14.71%																			
Uncertain	0	0%																			
Disagree	0	0%																			
Strongly Disagree	0	0%																			

10	The Instructor leaves on time	<table border="1"> <thead> <tr> <th>Choice</th> <th>Number</th> <th>Percentage</th> </tr> </thead> <tbody> <tr> <td>Strongly Agree</td> <td>30</td> <td>88.24%</td> </tr> <tr> <td>Agree</td> <td>4</td> <td>11.76%</td> </tr> <tr> <td>Uncertain</td> <td>0</td> <td>0%</td> </tr> <tr> <td>Disagree</td> <td>0</td> <td>0%</td> </tr> <tr> <td>Strongly Disagree</td> <td>0</td> <td>0%</td> </tr> </tbody> </table>	Choice	Number	Percentage	Strongly Agree	30	88.24%	Agree	4	11.76%	Uncertain	0	0%	Disagree	0	0%	Strongly Disagree	0	0%	 <p>88.2%</p> <ul style="list-style-type: none"> ● Stron... ● Agree
Choice	Number	Percentage																			
Strongly Agree	30	88.24%																			
Agree	4	11.76%																			
Uncertain	0	0%																			
Disagree	0	0%																			
Strongly Disagree	0	0%																			
11	The Instructor is fair in examination	<table border="1"> <thead> <tr> <th>Choice</th> <th>Number</th> <th>Percentage</th> </tr> </thead> <tbody> <tr> <td>Strongly Agree</td> <td>29</td> <td>85.29%</td> </tr> <tr> <td>Agree</td> <td>5</td> <td>14.71%</td> </tr> <tr> <td>Uncertain</td> <td>0</td> <td>0%</td> </tr> <tr> <td>Disagree</td> <td>0</td> <td>0%</td> </tr> <tr> <td>Strongly Disagree</td> <td>0</td> <td>0%</td> </tr> </tbody> </table>	Choice	Number	Percentage	Strongly Agree	29	85.29%	Agree	5	14.71%	Uncertain	0	0%	Disagree	0	0%	Strongly Disagree	0	0%	 <p>85.3%</p> <ul style="list-style-type: none"> ● Stron... ● Agree
Choice	Number	Percentage																			
Strongly Agree	29	85.29%																			
Agree	5	14.71%																			
Uncertain	0	0%																			
Disagree	0	0%																			
Strongly Disagree	0	0%																			
12	The Instructor returns the graded scripts etc. in a reasonable amount of time	<table border="1"> <thead> <tr> <th>Choice</th> <th>Number</th> <th>Percentage</th> </tr> </thead> <tbody> <tr> <td>Strongly Agree</td> <td>31</td> <td>91.18%</td> </tr> <tr> <td>Agree</td> <td>3</td> <td>8.82%</td> </tr> <tr> <td>Uncertain</td> <td>0</td> <td>0%</td> </tr> <tr> <td>Disagree</td> <td>0</td> <td>0%</td> </tr> <tr> <td>Strongly Disagree</td> <td>0</td> <td>0%</td> </tr> </tbody> </table>	Choice	Number	Percentage	Strongly Agree	31	91.18%	Agree	3	8.82%	Uncertain	0	0%	Disagree	0	0%	Strongly Disagree	0	0%	 <p>91.2%</p> <ul style="list-style-type: none"> ● Stron... ● Agree
Choice	Number	Percentage																			
Strongly Agree	31	91.18%																			
Agree	3	8.82%																			
Uncertain	0	0%																			
Disagree	0	0%																			
Strongly Disagree	0	0%																			
13	The Instructor was available during the specified office hours and for after class consultations	<table border="1"> <thead> <tr> <th>Choice</th> <th>Number</th> <th>Percentage</th> </tr> </thead> <tbody> <tr> <td>Strongly Agree</td> <td>29</td> <td>85.29%</td> </tr> <tr> <td>Agree</td> <td>5</td> <td>14.71%</td> </tr> <tr> <td>Uncertain</td> <td>0</td> <td>0%</td> </tr> <tr> <td>Disagree</td> <td>0</td> <td>0%</td> </tr> <tr> <td>Strongly Disagree</td> <td>0</td> <td>0%</td> </tr> </tbody> </table>	Choice	Number	Percentage	Strongly Agree	29	85.29%	Agree	5	14.71%	Uncertain	0	0%	Disagree	0	0%	Strongly Disagree	0	0%	 <p>85.3%</p> <ul style="list-style-type: none"> ● Stron... ● Agree
Choice	Number	Percentage																			
Strongly Agree	29	85.29%																			
Agree	5	14.71%																			
Uncertain	0	0%																			
Disagree	0	0%																			
Strongly Disagree	0	0%																			
14	The Subject matter presented in the course has increased your knowledge of the subject	<table border="1"> <thead> <tr> <th>Choice</th> <th>Number</th> <th>Percentage</th> </tr> </thead> <tbody> <tr> <td>Strongly Agree</td> <td>31</td> <td>91.18%</td> </tr> <tr> <td>Agree</td> <td>3</td> <td>8.82%</td> </tr> <tr> <td>Uncertain</td> <td>0</td> <td>0%</td> </tr> <tr> <td>Disagree</td> <td>0</td> <td>0%</td> </tr> <tr> <td>Strongly Disagree</td> <td>0</td> <td>0%</td> </tr> </tbody> </table>	Choice	Number	Percentage	Strongly Agree	31	91.18%	Agree	3	8.82%	Uncertain	0	0%	Disagree	0	0%	Strongly Disagree	0	0%	 <p>91.2%</p> <ul style="list-style-type: none"> ● Stron... ● Agree
Choice	Number	Percentage																			
Strongly Agree	31	91.18%																			
Agree	3	8.82%																			
Uncertain	0	0%																			
Disagree	0	0%																			
Strongly Disagree	0	0%																			


15	The syllabus clearly states course objectives requirements, procedures and grading criteria	<table border="1"> <thead> <tr> <th>Choice</th> <th>Number</th> <th>Percentage</th> </tr> </thead> <tbody> <tr> <td>Strongly Agree</td> <td>29</td> <td>85.29%</td> </tr> <tr> <td>Agree</td> <td>5</td> <td>14.71%</td> </tr> <tr> <td>Uncertain</td> <td>0</td> <td>0%</td> </tr> <tr> <td>Disagree</td> <td>0</td> <td>0%</td> </tr> <tr> <td>Strongly Disagree</td> <td>0</td> <td>0%</td> </tr> </tbody> </table>	Choice	Number	Percentage	Strongly Agree	29	85.29%	Agree	5	14.71%	Uncertain	0	0%	Disagree	0	0%	Strongly Disagree	0	0%	 <p>85.3%</p> <p>● Stron... ● Agree</p>
Choice	Number	Percentage																			
Strongly Agree	29	85.29%																			
Agree	5	14.71%																			
Uncertain	0	0%																			
Disagree	0	0%																			
Strongly Disagree	0	0%																			
16	The course integrates theoretical course concepts with real-world applications	<table border="1"> <thead> <tr> <th>Choice</th> <th>Number</th> <th>Percentage</th> </tr> </thead> <tbody> <tr> <td>Strongly Agree</td> <td>31</td> <td>91.18%</td> </tr> <tr> <td>Agree</td> <td>3</td> <td>8.82%</td> </tr> <tr> <td>Uncertain</td> <td>0</td> <td>0%</td> </tr> <tr> <td>Disagree</td> <td>0</td> <td>0%</td> </tr> <tr> <td>Strongly Disagree</td> <td>0</td> <td>0%</td> </tr> </tbody> </table>	Choice	Number	Percentage	Strongly Agree	31	91.18%	Agree	3	8.82%	Uncertain	0	0%	Disagree	0	0%	Strongly Disagree	0	0%	 <p>91.2%</p> <p>● Stron... ● Agree</p>
Choice	Number	Percentage																			
Strongly Agree	31	91.18%																			
Agree	3	8.82%																			
Uncertain	0	0%																			
Disagree	0	0%																			
Strongly Disagree	0	0%																			
17	The assignments and exams covered the materials presented in the course	<table border="1"> <thead> <tr> <th>Choice</th> <th>Number</th> <th>Percentage</th> </tr> </thead> <tbody> <tr> <td>Strongly Agree</td> <td>29</td> <td>85.29%</td> </tr> <tr> <td>Agree</td> <td>5</td> <td>14.71%</td> </tr> <tr> <td>Uncertain</td> <td>0</td> <td>0%</td> </tr> <tr> <td>Disagree</td> <td>0</td> <td>0%</td> </tr> <tr> <td>Strongly Disagree</td> <td>0</td> <td>0%</td> </tr> </tbody> </table>	Choice	Number	Percentage	Strongly Agree	29	85.29%	Agree	5	14.71%	Uncertain	0	0%	Disagree	0	0%	Strongly Disagree	0	0%	 <p>85.3%</p> <p>● Stron... ● Agree</p>
Choice	Number	Percentage																			
Strongly Agree	29	85.29%																			
Agree	5	14.71%																			
Uncertain	0	0%																			
Disagree	0	0%																			
Strongly Disagree	0	0%																			
18	The course material is modern and updated	<table border="1"> <thead> <tr> <th>Choice</th> <th>Number</th> <th>Percentage</th> </tr> </thead> <tbody> <tr> <td>Strongly Agree</td> <td>32</td> <td>94.12%</td> </tr> <tr> <td>Agree</td> <td>2</td> <td>5.88%</td> </tr> <tr> <td>Uncertain</td> <td>0</td> <td>0%</td> </tr> <tr> <td>Disagree</td> <td>0</td> <td>0%</td> </tr> <tr> <td>Strongly Disagree</td> <td>0</td> <td>0%</td> </tr> </tbody> </table>	Choice	Number	Percentage	Strongly Agree	32	94.12%	Agree	2	5.88%	Uncertain	0	0%	Disagree	0	0%	Strongly Disagree	0	0%	 <p>94.1%</p> <p>● Stron... ● Agree</p>
Choice	Number	Percentage																			
Strongly Agree	32	94.12%																			
Agree	2	5.88%																			
Uncertain	0	0%																			
Disagree	0	0%																			
Strongly Disagree	0	0%																			

Teachers Comment

gffffd
 I want him always my teacher
 very best teacher
 brilliant teacher for this subject
 good teacher
 good and hard working teacher .he is the best teacher
 i have no words to say something .. But i pray always for you sir
 marvelles
 The instructor teach us very well.
 teaches us very well
 Excellent teaching methodology
 excellent teaching
 He is the greatest teacher in our university.He is very hard workers
 Excellent
 Excellent
 Excellent
 OUTSTANDING

Course Comment

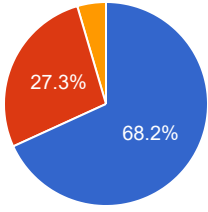
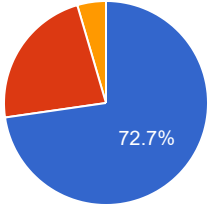
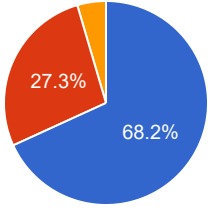
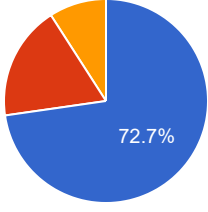
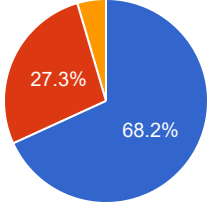
good better best
 good course for feature
 happy to learn about this subject it helped us in future
 informative for us
 very important course
 learn well
 interesting
 we have completed this course.
 course is perfect
 course covered
 The course is complete



Teacher Evaluation - Program: 0254

Teacher Name: SYED BILAL AHMAD SHAH		Course ID: ECO-303 Course Title: Engineering Economics		Session: 2018 Fall																			
Shift: After noon -- Section:		Total Strength: 22		Attempted: 22																			
S.No	Question	Opinions			Chart																		
1	The Instructor is prepared for each class	<table border="1"> <thead> <tr> <th>Choice</th> <th>Number</th> <th>Percentage</th> </tr> </thead> <tbody> <tr> <td>Strongly Agree</td> <td>17</td> <td>77.27%</td> </tr> <tr> <td>Agree</td> <td>4</td> <td>18.18%</td> </tr> <tr> <td>Uncertain</td> <td>1</td> <td>4.55%</td> </tr> <tr> <td>Disagree</td> <td>0</td> <td>0%</td> </tr> <tr> <td>Strongly Disagree</td> <td>0</td> <td>0%</td> </tr> </tbody> </table>	Choice	Number	Percentage	Strongly Agree	17	77.27%	Agree	4	18.18%	Uncertain	1	4.55%	Disagree	0	0%	Strongly Disagree	0	0%	<p>77.3%</p>		
Choice	Number	Percentage																					
Strongly Agree	17	77.27%																					
Agree	4	18.18%																					
Uncertain	1	4.55%																					
Disagree	0	0%																					
Strongly Disagree	0	0%																					
2	The Instructor demonstrates knowledge of the subject	<table border="1"> <thead> <tr> <th>Choice</th> <th>Number</th> <th>Percentage</th> </tr> </thead> <tbody> <tr> <td>Strongly Agree</td> <td>16</td> <td>72.73%</td> </tr> <tr> <td>Agree</td> <td>5</td> <td>22.73%</td> </tr> <tr> <td>Uncertain</td> <td>1</td> <td>4.55%</td> </tr> <tr> <td>Disagree</td> <td>0</td> <td>0%</td> </tr> <tr> <td>Strongly Disagree</td> <td>0</td> <td>0%</td> </tr> </tbody> </table>	Choice	Number	Percentage	Strongly Agree	16	72.73%	Agree	5	22.73%	Uncertain	1	4.55%	Disagree	0	0%	Strongly Disagree	0	0%	<p>72.7%</p>		
Choice	Number	Percentage																					
Strongly Agree	16	72.73%																					
Agree	5	22.73%																					
Uncertain	1	4.55%																					
Disagree	0	0%																					
Strongly Disagree	0	0%																					
3	The Instructor has completed the whole course	<table border="1"> <thead> <tr> <th>Choice</th> <th>Number</th> <th>Percentage</th> </tr> </thead> <tbody> <tr> <td>Strongly Agree</td> <td>16</td> <td>72.73%</td> </tr> <tr> <td>Agree</td> <td>4</td> <td>18.18%</td> </tr> <tr> <td>Uncertain</td> <td>2</td> <td>9.09%</td> </tr> <tr> <td>Disagree</td> <td>0</td> <td>0%</td> </tr> <tr> <td>Strongly Disagree</td> <td>0</td> <td>0%</td> </tr> </tbody> </table>	Choice	Number	Percentage	Strongly Agree	16	72.73%	Agree	4	18.18%	Uncertain	2	9.09%	Disagree	0	0%	Strongly Disagree	0	0%	<p>72.7%</p>		
Choice	Number	Percentage																					
Strongly Agree	16	72.73%																					
Agree	4	18.18%																					
Uncertain	2	9.09%																					
Disagree	0	0%																					
Strongly Disagree	0	0%																					
4	The Instructor provides additional material apart from the textbook	<table border="1"> <thead> <tr> <th>Choice</th> <th>Number</th> <th>Percentage</th> </tr> </thead> <tbody> <tr> <td>Strongly Agree</td> <td>15</td> <td>68.18%</td> </tr> <tr> <td>Agree</td> <td>6</td> <td>27.27%</td> </tr> <tr> <td>Uncertain</td> <td>1</td> <td>4.55%</td> </tr> <tr> <td>Disagree</td> <td>0</td> <td>0%</td> </tr> <tr> <td>Strongly Disagree</td> <td>0</td> <td>0%</td> </tr> </tbody> </table>	Choice	Number	Percentage	Strongly Agree	15	68.18%	Agree	6	27.27%	Uncertain	1	4.55%	Disagree	0	0%	Strongly Disagree	0	0%	<p>68.2%</p>		
Choice	Number	Percentage																					
Strongly Agree	15	68.18%																					
Agree	6	27.27%																					
Uncertain	1	4.55%																					
Disagree	0	0%																					
Strongly Disagree	0	0%																					

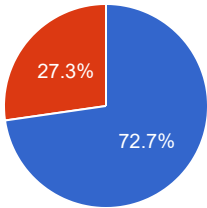
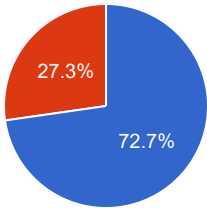
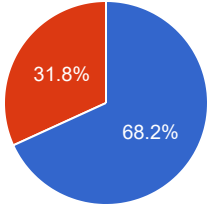
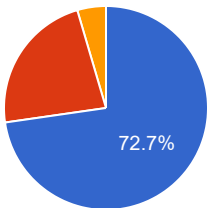
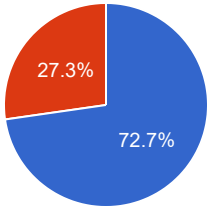
5	The Instructor gives citations regarding current situations with reference to Pakistani context	<table border="1"> <thead> <tr> <th>Choice</th> <th>Number</th> <th>Percentage</th> </tr> </thead> <tbody> <tr> <td>Strongly Agree</td> <td>16</td> <td>72.73%</td> </tr> <tr> <td>Agree</td> <td>5</td> <td>22.73%</td> </tr> <tr> <td>Uncertain</td> <td>1</td> <td>4.55%</td> </tr> <tr> <td>Disagree</td> <td>0</td> <td>0%</td> </tr> <tr> <td>Strongly Disagree</td> <td>0</td> <td>0%</td> </tr> </tbody> </table>	Choice	Number	Percentage	Strongly Agree	16	72.73%	Agree	5	22.73%	Uncertain	1	4.55%	Disagree	0	0%	Strongly Disagree	0	0%	<p>72.7%</p> <ul style="list-style-type: none"> ● Stron... ● Agree ● Unce...
Choice	Number	Percentage																			
Strongly Agree	16	72.73%																			
Agree	5	22.73%																			
Uncertain	1	4.55%																			
Disagree	0	0%																			
Strongly Disagree	0	0%																			
6	The Instructor communicates the subject matter effectively	<table border="1"> <thead> <tr> <th>Choice</th> <th>Number</th> <th>Percentage</th> </tr> </thead> <tbody> <tr> <td>Strongly Agree</td> <td>15</td> <td>68.18%</td> </tr> <tr> <td>Agree</td> <td>6</td> <td>27.27%</td> </tr> <tr> <td>Uncertain</td> <td>1</td> <td>4.55%</td> </tr> <tr> <td>Disagree</td> <td>0</td> <td>0%</td> </tr> <tr> <td>Strongly Disagree</td> <td>0</td> <td>0%</td> </tr> </tbody> </table>	Choice	Number	Percentage	Strongly Agree	15	68.18%	Agree	6	27.27%	Uncertain	1	4.55%	Disagree	0	0%	Strongly Disagree	0	0%	<p>68.2%</p> <ul style="list-style-type: none"> ● Stron... ● Agree ● Unce...
Choice	Number	Percentage																			
Strongly Agree	15	68.18%																			
Agree	6	27.27%																			
Uncertain	1	4.55%																			
Disagree	0	0%																			
Strongly Disagree	0	0%																			
7	The Instructor shows respect towards students and encourages class participation	<table border="1"> <thead> <tr> <th>Choice</th> <th>Number</th> <th>Percentage</th> </tr> </thead> <tbody> <tr> <td>Strongly Agree</td> <td>16</td> <td>72.73%</td> </tr> <tr> <td>Agree</td> <td>5</td> <td>22.73%</td> </tr> <tr> <td>Uncertain</td> <td>1</td> <td>4.55%</td> </tr> <tr> <td>Disagree</td> <td>0</td> <td>0%</td> </tr> <tr> <td>Strongly Disagree</td> <td>0</td> <td>0%</td> </tr> </tbody> </table>	Choice	Number	Percentage	Strongly Agree	16	72.73%	Agree	5	22.73%	Uncertain	1	4.55%	Disagree	0	0%	Strongly Disagree	0	0%	<p>72.7%</p> <ul style="list-style-type: none"> ● Stron... ● Agree ● Unce...
Choice	Number	Percentage																			
Strongly Agree	16	72.73%																			
Agree	5	22.73%																			
Uncertain	1	4.55%																			
Disagree	0	0%																			
Strongly Disagree	0	0%																			
8	The Instructor maintains an environment that is conducive to learning	<table border="1"> <thead> <tr> <th>Choice</th> <th>Number</th> <th>Percentage</th> </tr> </thead> <tbody> <tr> <td>Strongly Agree</td> <td>15</td> <td>68.18%</td> </tr> <tr> <td>Agree</td> <td>6</td> <td>27.27%</td> </tr> <tr> <td>Uncertain</td> <td>1</td> <td>4.55%</td> </tr> <tr> <td>Disagree</td> <td>0</td> <td>0%</td> </tr> <tr> <td>Strongly Disagree</td> <td>0</td> <td>0%</td> </tr> </tbody> </table>	Choice	Number	Percentage	Strongly Agree	15	68.18%	Agree	6	27.27%	Uncertain	1	4.55%	Disagree	0	0%	Strongly Disagree	0	0%	<p>68.2%</p> <ul style="list-style-type: none"> ● Stron... ● Agree ● Unce...
Choice	Number	Percentage																			
Strongly Agree	15	68.18%																			
Agree	6	27.27%																			
Uncertain	1	4.55%																			
Disagree	0	0%																			
Strongly Disagree	0	0%																			
9	The Instructor arrives on time	<table border="1"> <thead> <tr> <th>Choice</th> <th>Number</th> <th>Percentage</th> </tr> </thead> <tbody> <tr> <td>Strongly Agree</td> <td>16</td> <td>72.73%</td> </tr> <tr> <td>Agree</td> <td>5</td> <td>22.73%</td> </tr> <tr> <td>Uncertain</td> <td>1</td> <td>4.55%</td> </tr> <tr> <td>Disagree</td> <td>0</td> <td>0%</td> </tr> <tr> <td>Strongly Disagree</td> <td>0</td> <td>0%</td> </tr> </tbody> </table>	Choice	Number	Percentage	Strongly Agree	16	72.73%	Agree	5	22.73%	Uncertain	1	4.55%	Disagree	0	0%	Strongly Disagree	0	0%	<p>72.7%</p> <ul style="list-style-type: none"> ● Stron... ● Agree ● Unce...
Choice	Number	Percentage																			
Strongly Agree	16	72.73%																			
Agree	5	22.73%																			
Uncertain	1	4.55%																			
Disagree	0	0%																			
Strongly Disagree	0	0%																			

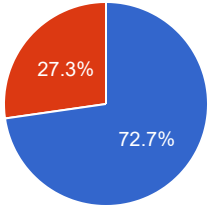
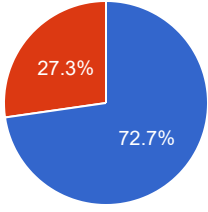
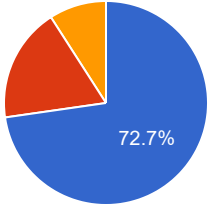
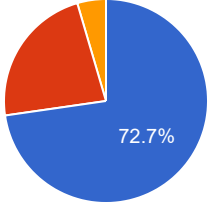
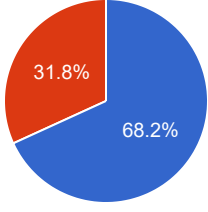
10	The Instructor leaves on time	<table border="1"> <thead> <tr> <th>Choice</th> <th>Number</th> <th>Percentage</th> </tr> </thead> <tbody> <tr> <td>Strongly Agree</td> <td>15</td> <td>68.18%</td> </tr> <tr> <td>Agree</td> <td>6</td> <td>27.27%</td> </tr> <tr> <td>Uncertain</td> <td>1</td> <td>4.55%</td> </tr> <tr> <td>Disagree</td> <td>0</td> <td>0%</td> </tr> <tr> <td>Strongly Disagree</td> <td>0</td> <td>0%</td> </tr> </tbody> </table>	Choice	Number	Percentage	Strongly Agree	15	68.18%	Agree	6	27.27%	Uncertain	1	4.55%	Disagree	0	0%	Strongly Disagree	0	0%	 <ul style="list-style-type: none"> ● Stron... ● Agree ● Unce...
Choice	Number	Percentage																			
Strongly Agree	15	68.18%																			
Agree	6	27.27%																			
Uncertain	1	4.55%																			
Disagree	0	0%																			
Strongly Disagree	0	0%																			
11	The Instructor is fair in examination	<table border="1"> <thead> <tr> <th>Choice</th> <th>Number</th> <th>Percentage</th> </tr> </thead> <tbody> <tr> <td>Strongly Agree</td> <td>16</td> <td>72.73%</td> </tr> <tr> <td>Agree</td> <td>5</td> <td>22.73%</td> </tr> <tr> <td>Uncertain</td> <td>1</td> <td>4.55%</td> </tr> <tr> <td>Disagree</td> <td>0</td> <td>0%</td> </tr> <tr> <td>Strongly Disagree</td> <td>0</td> <td>0%</td> </tr> </tbody> </table>	Choice	Number	Percentage	Strongly Agree	16	72.73%	Agree	5	22.73%	Uncertain	1	4.55%	Disagree	0	0%	Strongly Disagree	0	0%	 <ul style="list-style-type: none"> ● Stron... ● Agree ● Unce...
Choice	Number	Percentage																			
Strongly Agree	16	72.73%																			
Agree	5	22.73%																			
Uncertain	1	4.55%																			
Disagree	0	0%																			
Strongly Disagree	0	0%																			
12	The Instructor returns the graded scripts etc. in a reasonable amount of time	<table border="1"> <thead> <tr> <th>Choice</th> <th>Number</th> <th>Percentage</th> </tr> </thead> <tbody> <tr> <td>Strongly Agree</td> <td>15</td> <td>68.18%</td> </tr> <tr> <td>Agree</td> <td>6</td> <td>27.27%</td> </tr> <tr> <td>Uncertain</td> <td>1</td> <td>4.55%</td> </tr> <tr> <td>Disagree</td> <td>0</td> <td>0%</td> </tr> <tr> <td>Strongly Disagree</td> <td>0</td> <td>0%</td> </tr> </tbody> </table>	Choice	Number	Percentage	Strongly Agree	15	68.18%	Agree	6	27.27%	Uncertain	1	4.55%	Disagree	0	0%	Strongly Disagree	0	0%	 <ul style="list-style-type: none"> ● Stron... ● Agree ● Unce...
Choice	Number	Percentage																			
Strongly Agree	15	68.18%																			
Agree	6	27.27%																			
Uncertain	1	4.55%																			
Disagree	0	0%																			
Strongly Disagree	0	0%																			
13	The Instructor was available during the specified office hours and for after class consultations	<table border="1"> <thead> <tr> <th>Choice</th> <th>Number</th> <th>Percentage</th> </tr> </thead> <tbody> <tr> <td>Strongly Agree</td> <td>16</td> <td>72.73%</td> </tr> <tr> <td>Agree</td> <td>4</td> <td>18.18%</td> </tr> <tr> <td>Uncertain</td> <td>2</td> <td>9.09%</td> </tr> <tr> <td>Disagree</td> <td>0</td> <td>0%</td> </tr> <tr> <td>Strongly Disagree</td> <td>0</td> <td>0%</td> </tr> </tbody> </table>	Choice	Number	Percentage	Strongly Agree	16	72.73%	Agree	4	18.18%	Uncertain	2	9.09%	Disagree	0	0%	Strongly Disagree	0	0%	 <ul style="list-style-type: none"> ● Stron... ● Agree ● Unce...
Choice	Number	Percentage																			
Strongly Agree	16	72.73%																			
Agree	4	18.18%																			
Uncertain	2	9.09%																			
Disagree	0	0%																			
Strongly Disagree	0	0%																			
14	The Subject matter presented in the course has increased your knowledge of the subject	<table border="1"> <thead> <tr> <th>Choice</th> <th>Number</th> <th>Percentage</th> </tr> </thead> <tbody> <tr> <td>Strongly Agree</td> <td>15</td> <td>68.18%</td> </tr> <tr> <td>Agree</td> <td>6</td> <td>27.27%</td> </tr> <tr> <td>Uncertain</td> <td>1</td> <td>4.55%</td> </tr> <tr> <td>Disagree</td> <td>0</td> <td>0%</td> </tr> <tr> <td>Strongly Disagree</td> <td>0</td> <td>0%</td> </tr> </tbody> </table>	Choice	Number	Percentage	Strongly Agree	15	68.18%	Agree	6	27.27%	Uncertain	1	4.55%	Disagree	0	0%	Strongly Disagree	0	0%	 <ul style="list-style-type: none"> ● Stron... ● Agree ● Unce...
Choice	Number	Percentage																			
Strongly Agree	15	68.18%																			
Agree	6	27.27%																			
Uncertain	1	4.55%																			
Disagree	0	0%																			
Strongly Disagree	0	0%																			

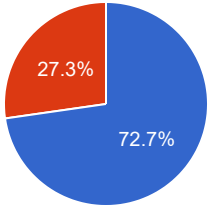
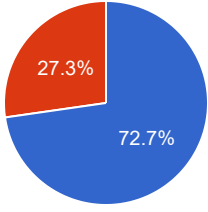
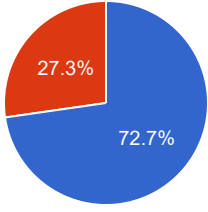
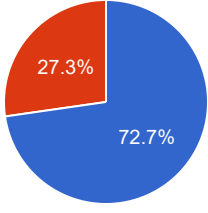
15	The syllabus clearly states course objectives requirements, procedures and grading criteria	<table border="1"> <thead> <tr> <th>Choice</th> <th>Number</th> <th>Percentage</th> </tr> </thead> <tbody> <tr> <td>Strongly Agree</td> <td>16</td> <td>72.73%</td> </tr> <tr> <td>Agree</td> <td>4</td> <td>18.18%</td> </tr> <tr> <td>Uncertain</td> <td>2</td> <td>9.09%</td> </tr> <tr> <td>Disagree</td> <td>0</td> <td>0%</td> </tr> <tr> <td>Strongly Disagree</td> <td>0</td> <td>0%</td> </tr> </tbody> </table>	Choice	Number	Percentage	Strongly Agree	16	72.73%	Agree	4	18.18%	Uncertain	2	9.09%	Disagree	0	0%	Strongly Disagree	0	0%	
Choice	Number	Percentage																			
Strongly Agree	16	72.73%																			
Agree	4	18.18%																			
Uncertain	2	9.09%																			
Disagree	0	0%																			
Strongly Disagree	0	0%																			
16	The course integrates theoretical course concepts with real-world applications	<table border="1"> <thead> <tr> <th>Choice</th> <th>Number</th> <th>Percentage</th> </tr> </thead> <tbody> <tr> <td>Strongly Agree</td> <td>15</td> <td>68.18%</td> </tr> <tr> <td>Agree</td> <td>5</td> <td>22.73%</td> </tr> <tr> <td>Uncertain</td> <td>2</td> <td>9.09%</td> </tr> <tr> <td>Disagree</td> <td>0</td> <td>0%</td> </tr> <tr> <td>Strongly Disagree</td> <td>0</td> <td>0%</td> </tr> </tbody> </table>	Choice	Number	Percentage	Strongly Agree	15	68.18%	Agree	5	22.73%	Uncertain	2	9.09%	Disagree	0	0%	Strongly Disagree	0	0%	
Choice	Number	Percentage																			
Strongly Agree	15	68.18%																			
Agree	5	22.73%																			
Uncertain	2	9.09%																			
Disagree	0	0%																			
Strongly Disagree	0	0%																			
17	The assignments and exams covered the materials presented in the course	<table border="1"> <thead> <tr> <th>Choice</th> <th>Number</th> <th>Percentage</th> </tr> </thead> <tbody> <tr> <td>Strongly Agree</td> <td>16</td> <td>72.73%</td> </tr> <tr> <td>Agree</td> <td>4</td> <td>18.18%</td> </tr> <tr> <td>Uncertain</td> <td>2</td> <td>9.09%</td> </tr> <tr> <td>Disagree</td> <td>0</td> <td>0%</td> </tr> <tr> <td>Strongly Disagree</td> <td>0</td> <td>0%</td> </tr> </tbody> </table>	Choice	Number	Percentage	Strongly Agree	16	72.73%	Agree	4	18.18%	Uncertain	2	9.09%	Disagree	0	0%	Strongly Disagree	0	0%	
Choice	Number	Percentage																			
Strongly Agree	16	72.73%																			
Agree	4	18.18%																			
Uncertain	2	9.09%																			
Disagree	0	0%																			
Strongly Disagree	0	0%																			
18	The course material is modern and updated	<table border="1"> <thead> <tr> <th>Choice</th> <th>Number</th> <th>Percentage</th> </tr> </thead> <tbody> <tr> <td>Strongly Agree</td> <td>15</td> <td>68.18%</td> </tr> <tr> <td>Agree</td> <td>5</td> <td>22.73%</td> </tr> <tr> <td>Uncertain</td> <td>2</td> <td>9.09%</td> </tr> <tr> <td>Disagree</td> <td>0</td> <td>0%</td> </tr> <tr> <td>Strongly Disagree</td> <td>0</td> <td>0%</td> </tr> </tbody> </table>	Choice	Number	Percentage	Strongly Agree	15	68.18%	Agree	5	22.73%	Uncertain	2	9.09%	Disagree	0	0%	Strongly Disagree	0	0%	
Choice	Number	Percentage																			
Strongly Agree	15	68.18%																			
Agree	5	22.73%																			
Uncertain	2	9.09%																			
Disagree	0	0%																			
Strongly Disagree	0	0%																			
Teachers Comment ghark tabah dy good teacher very best teacher,his teaching style is best also shares useful knowledge related to the subject Uncertain		Course Comment learn a lot a best subject about economy Satisfied Uncertain																			

Teacher Evaluation - Program: 0254

Teacher Name: KARIM ULLAH		Course ID: CT-407 Course Title: Environmental Engineering		Session: 2018 Fall																			
Shift: After noon -- Section:		Total Strength: 22		Attempted: 22																			
S.No	Question	Opinions			Chart																		
1	The Instructor is prepared for each class	<table border="1"> <thead> <tr> <th>Choice</th> <th>Number</th> <th>Percentage</th> </tr> </thead> <tbody> <tr> <td>Strongly Agree</td> <td>16</td> <td>72.73%</td> </tr> <tr> <td>Agree</td> <td>6</td> <td>27.27%</td> </tr> <tr> <td>Uncertain</td> <td>0</td> <td>0%</td> </tr> <tr> <td>Disagree</td> <td>0</td> <td>0%</td> </tr> <tr> <td>Strongly Disagree</td> <td>0</td> <td>0%</td> </tr> </tbody> </table>	Choice	Number	Percentage	Strongly Agree	16	72.73%	Agree	6	27.27%	Uncertain	0	0%	Disagree	0	0%	Strongly Disagree	0	0%			
Choice	Number	Percentage																					
Strongly Agree	16	72.73%																					
Agree	6	27.27%																					
Uncertain	0	0%																					
Disagree	0	0%																					
Strongly Disagree	0	0%																					
2	The Instructor demonstrates knowledge of the subject	<table border="1"> <thead> <tr> <th>Choice</th> <th>Number</th> <th>Percentage</th> </tr> </thead> <tbody> <tr> <td>Strongly Agree</td> <td>14</td> <td>63.64%</td> </tr> <tr> <td>Agree</td> <td>8</td> <td>36.36%</td> </tr> <tr> <td>Uncertain</td> <td>0</td> <td>0%</td> </tr> <tr> <td>Disagree</td> <td>0</td> <td>0%</td> </tr> <tr> <td>Strongly Disagree</td> <td>0</td> <td>0%</td> </tr> </tbody> </table>	Choice	Number	Percentage	Strongly Agree	14	63.64%	Agree	8	36.36%	Uncertain	0	0%	Disagree	0	0%	Strongly Disagree	0	0%			
Choice	Number	Percentage																					
Strongly Agree	14	63.64%																					
Agree	8	36.36%																					
Uncertain	0	0%																					
Disagree	0	0%																					
Strongly Disagree	0	0%																					
3	The Instructor has completed the whole course	<table border="1"> <thead> <tr> <th>Choice</th> <th>Number</th> <th>Percentage</th> </tr> </thead> <tbody> <tr> <td>Strongly Agree</td> <td>16</td> <td>72.73%</td> </tr> <tr> <td>Agree</td> <td>5</td> <td>22.73%</td> </tr> <tr> <td>Uncertain</td> <td>1</td> <td>4.55%</td> </tr> <tr> <td>Disagree</td> <td>0</td> <td>0%</td> </tr> <tr> <td>Strongly Disagree</td> <td>0</td> <td>0%</td> </tr> </tbody> </table>	Choice	Number	Percentage	Strongly Agree	16	72.73%	Agree	5	22.73%	Uncertain	1	4.55%	Disagree	0	0%	Strongly Disagree	0	0%			
Choice	Number	Percentage																					
Strongly Agree	16	72.73%																					
Agree	5	22.73%																					
Uncertain	1	4.55%																					
Disagree	0	0%																					
Strongly Disagree	0	0%																					
4	The Instructor provides additional material apart from the textbook	<table border="1"> <thead> <tr> <th>Choice</th> <th>Number</th> <th>Percentage</th> </tr> </thead> <tbody> <tr> <td>Strongly Agree</td> <td>16</td> <td>72.73%</td> </tr> <tr> <td>Agree</td> <td>5</td> <td>22.73%</td> </tr> <tr> <td>Uncertain</td> <td>1</td> <td>4.55%</td> </tr> <tr> <td>Disagree</td> <td>0</td> <td>0%</td> </tr> <tr> <td>Strongly Disagree</td> <td>0</td> <td>0%</td> </tr> </tbody> </table>	Choice	Number	Percentage	Strongly Agree	16	72.73%	Agree	5	22.73%	Uncertain	1	4.55%	Disagree	0	0%	Strongly Disagree	0	0%			
Choice	Number	Percentage																					
Strongly Agree	16	72.73%																					
Agree	5	22.73%																					
Uncertain	1	4.55%																					
Disagree	0	0%																					
Strongly Disagree	0	0%																					

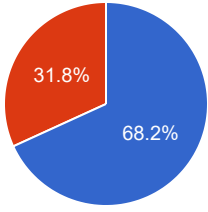
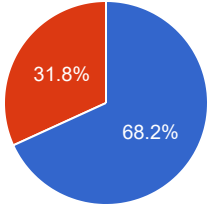
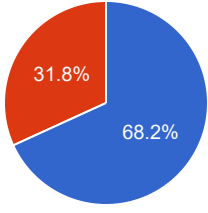
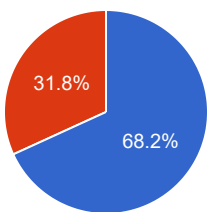
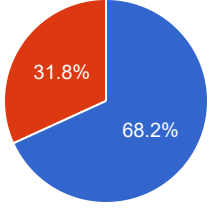
5	The Instructor gives citations regarding current situations with reference to Pakistani context	<table border="1"> <thead> <tr> <th>Choice</th> <th>Number</th> <th>Percentage</th> </tr> </thead> <tbody> <tr> <td>Strongly Agree</td> <td>16</td> <td>72.73%</td> </tr> <tr> <td>Agree</td> <td>6</td> <td>27.27%</td> </tr> <tr> <td>Uncertain</td> <td>0</td> <td>0%</td> </tr> <tr> <td>Disagree</td> <td>0</td> <td>0%</td> </tr> <tr> <td>Strongly Disagree</td> <td>0</td> <td>0%</td> </tr> </tbody> </table>	Choice	Number	Percentage	Strongly Agree	16	72.73%	Agree	6	27.27%	Uncertain	0	0%	Disagree	0	0%	Strongly Disagree	0	0%	 <p>● Stron... ● Agree</p>
Choice	Number	Percentage																			
Strongly Agree	16	72.73%																			
Agree	6	27.27%																			
Uncertain	0	0%																			
Disagree	0	0%																			
Strongly Disagree	0	0%																			
6	The Instructor communicates the subject matter effectively	<table border="1"> <thead> <tr> <th>Choice</th> <th>Number</th> <th>Percentage</th> </tr> </thead> <tbody> <tr> <td>Strongly Agree</td> <td>16</td> <td>72.73%</td> </tr> <tr> <td>Agree</td> <td>6</td> <td>27.27%</td> </tr> <tr> <td>Uncertain</td> <td>0</td> <td>0%</td> </tr> <tr> <td>Disagree</td> <td>0</td> <td>0%</td> </tr> <tr> <td>Strongly Disagree</td> <td>0</td> <td>0%</td> </tr> </tbody> </table>	Choice	Number	Percentage	Strongly Agree	16	72.73%	Agree	6	27.27%	Uncertain	0	0%	Disagree	0	0%	Strongly Disagree	0	0%	 <p>● Stron... ● Agree</p>
Choice	Number	Percentage																			
Strongly Agree	16	72.73%																			
Agree	6	27.27%																			
Uncertain	0	0%																			
Disagree	0	0%																			
Strongly Disagree	0	0%																			
7	The Instructor shows respect towards students and encourages class participation	<table border="1"> <thead> <tr> <th>Choice</th> <th>Number</th> <th>Percentage</th> </tr> </thead> <tbody> <tr> <td>Strongly Agree</td> <td>15</td> <td>68.18%</td> </tr> <tr> <td>Agree</td> <td>7</td> <td>31.82%</td> </tr> <tr> <td>Uncertain</td> <td>0</td> <td>0%</td> </tr> <tr> <td>Disagree</td> <td>0</td> <td>0%</td> </tr> <tr> <td>Strongly Disagree</td> <td>0</td> <td>0%</td> </tr> </tbody> </table>	Choice	Number	Percentage	Strongly Agree	15	68.18%	Agree	7	31.82%	Uncertain	0	0%	Disagree	0	0%	Strongly Disagree	0	0%	 <p>● Stron... ● Agree</p>
Choice	Number	Percentage																			
Strongly Agree	15	68.18%																			
Agree	7	31.82%																			
Uncertain	0	0%																			
Disagree	0	0%																			
Strongly Disagree	0	0%																			
8	The Instructor maintains an environment that is conducive to learning	<table border="1"> <thead> <tr> <th>Choice</th> <th>Number</th> <th>Percentage</th> </tr> </thead> <tbody> <tr> <td>Strongly Agree</td> <td>16</td> <td>72.73%</td> </tr> <tr> <td>Agree</td> <td>5</td> <td>22.73%</td> </tr> <tr> <td>Uncertain</td> <td>1</td> <td>4.55%</td> </tr> <tr> <td>Disagree</td> <td>0</td> <td>0%</td> </tr> <tr> <td>Strongly Disagree</td> <td>0</td> <td>0%</td> </tr> </tbody> </table>	Choice	Number	Percentage	Strongly Agree	16	72.73%	Agree	5	22.73%	Uncertain	1	4.55%	Disagree	0	0%	Strongly Disagree	0	0%	 <p>● Stron... ● Agree ● Unce...</p>
Choice	Number	Percentage																			
Strongly Agree	16	72.73%																			
Agree	5	22.73%																			
Uncertain	1	4.55%																			
Disagree	0	0%																			
Strongly Disagree	0	0%																			
9	The Instructor arrives on time	<table border="1"> <thead> <tr> <th>Choice</th> <th>Number</th> <th>Percentage</th> </tr> </thead> <tbody> <tr> <td>Strongly Agree</td> <td>16</td> <td>72.73%</td> </tr> <tr> <td>Agree</td> <td>6</td> <td>27.27%</td> </tr> <tr> <td>Uncertain</td> <td>0</td> <td>0%</td> </tr> <tr> <td>Disagree</td> <td>0</td> <td>0%</td> </tr> <tr> <td>Strongly Disagree</td> <td>0</td> <td>0%</td> </tr> </tbody> </table>	Choice	Number	Percentage	Strongly Agree	16	72.73%	Agree	6	27.27%	Uncertain	0	0%	Disagree	0	0%	Strongly Disagree	0	0%	 <p>● Stron... ● Agree</p>
Choice	Number	Percentage																			
Strongly Agree	16	72.73%																			
Agree	6	27.27%																			
Uncertain	0	0%																			
Disagree	0	0%																			
Strongly Disagree	0	0%																			

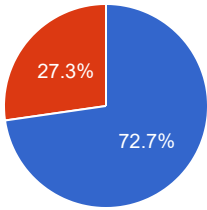
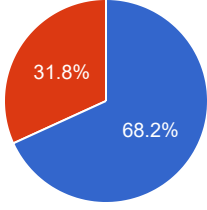
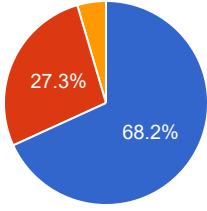
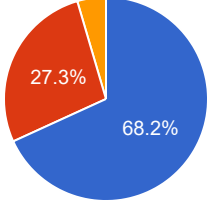
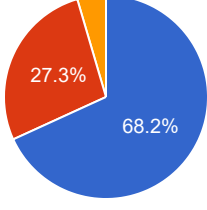
10	The Instructor leaves on time	<table border="1"> <thead> <tr> <th>Choice</th> <th>Number</th> <th>Percentage</th> </tr> </thead> <tbody> <tr> <td>Strongly Agree</td> <td>16</td> <td>72.73%</td> </tr> <tr> <td>Agree</td> <td>6</td> <td>27.27%</td> </tr> <tr> <td>Uncertain</td> <td>0</td> <td>0%</td> </tr> <tr> <td>Disagree</td> <td>0</td> <td>0%</td> </tr> <tr> <td>Strongly Disagree</td> <td>0</td> <td>0%</td> </tr> </tbody> </table>	Choice	Number	Percentage	Strongly Agree	16	72.73%	Agree	6	27.27%	Uncertain	0	0%	Disagree	0	0%	Strongly Disagree	0	0%	 <p>● Stron... ● Agree</p>
Choice	Number	Percentage																			
Strongly Agree	16	72.73%																			
Agree	6	27.27%																			
Uncertain	0	0%																			
Disagree	0	0%																			
Strongly Disagree	0	0%																			
11	The Instructor is fair in examination	<table border="1"> <thead> <tr> <th>Choice</th> <th>Number</th> <th>Percentage</th> </tr> </thead> <tbody> <tr> <td>Strongly Agree</td> <td>16</td> <td>72.73%</td> </tr> <tr> <td>Agree</td> <td>6</td> <td>27.27%</td> </tr> <tr> <td>Uncertain</td> <td>0</td> <td>0%</td> </tr> <tr> <td>Disagree</td> <td>0</td> <td>0%</td> </tr> <tr> <td>Strongly Disagree</td> <td>0</td> <td>0%</td> </tr> </tbody> </table>	Choice	Number	Percentage	Strongly Agree	16	72.73%	Agree	6	27.27%	Uncertain	0	0%	Disagree	0	0%	Strongly Disagree	0	0%	 <p>● Stron... ● Agree</p>
Choice	Number	Percentage																			
Strongly Agree	16	72.73%																			
Agree	6	27.27%																			
Uncertain	0	0%																			
Disagree	0	0%																			
Strongly Disagree	0	0%																			
12	The Instructor returns the graded scripts etc. in a reasonable amount of time	<table border="1"> <thead> <tr> <th>Choice</th> <th>Number</th> <th>Percentage</th> </tr> </thead> <tbody> <tr> <td>Strongly Agree</td> <td>16</td> <td>72.73%</td> </tr> <tr> <td>Agree</td> <td>4</td> <td>18.18%</td> </tr> <tr> <td>Uncertain</td> <td>2</td> <td>9.09%</td> </tr> <tr> <td>Disagree</td> <td>0</td> <td>0%</td> </tr> <tr> <td>Strongly Disagree</td> <td>0</td> <td>0%</td> </tr> </tbody> </table>	Choice	Number	Percentage	Strongly Agree	16	72.73%	Agree	4	18.18%	Uncertain	2	9.09%	Disagree	0	0%	Strongly Disagree	0	0%	 <p>● Stron... ● Agree ● Unce...</p>
Choice	Number	Percentage																			
Strongly Agree	16	72.73%																			
Agree	4	18.18%																			
Uncertain	2	9.09%																			
Disagree	0	0%																			
Strongly Disagree	0	0%																			
13	The Instructor was available during the specified office hours and for after class consultations	<table border="1"> <thead> <tr> <th>Choice</th> <th>Number</th> <th>Percentage</th> </tr> </thead> <tbody> <tr> <td>Strongly Agree</td> <td>16</td> <td>72.73%</td> </tr> <tr> <td>Agree</td> <td>5</td> <td>22.73%</td> </tr> <tr> <td>Uncertain</td> <td>1</td> <td>4.55%</td> </tr> <tr> <td>Disagree</td> <td>0</td> <td>0%</td> </tr> <tr> <td>Strongly Disagree</td> <td>0</td> <td>0%</td> </tr> </tbody> </table>	Choice	Number	Percentage	Strongly Agree	16	72.73%	Agree	5	22.73%	Uncertain	1	4.55%	Disagree	0	0%	Strongly Disagree	0	0%	 <p>● Stron... ● Agree ● Unce...</p>
Choice	Number	Percentage																			
Strongly Agree	16	72.73%																			
Agree	5	22.73%																			
Uncertain	1	4.55%																			
Disagree	0	0%																			
Strongly Disagree	0	0%																			
14	The Subject matter presented in the course has increased your knowledge of the subject	<table border="1"> <thead> <tr> <th>Choice</th> <th>Number</th> <th>Percentage</th> </tr> </thead> <tbody> <tr> <td>Strongly Agree</td> <td>15</td> <td>68.18%</td> </tr> <tr> <td>Agree</td> <td>7</td> <td>31.82%</td> </tr> <tr> <td>Uncertain</td> <td>0</td> <td>0%</td> </tr> <tr> <td>Disagree</td> <td>0</td> <td>0%</td> </tr> <tr> <td>Strongly Disagree</td> <td>0</td> <td>0%</td> </tr> </tbody> </table>	Choice	Number	Percentage	Strongly Agree	15	68.18%	Agree	7	31.82%	Uncertain	0	0%	Disagree	0	0%	Strongly Disagree	0	0%	 <p>● Stron... ● Agree</p>
Choice	Number	Percentage																			
Strongly Agree	15	68.18%																			
Agree	7	31.82%																			
Uncertain	0	0%																			
Disagree	0	0%																			
Strongly Disagree	0	0%																			

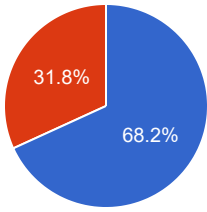
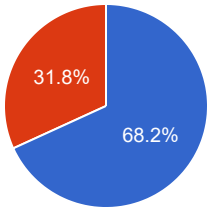
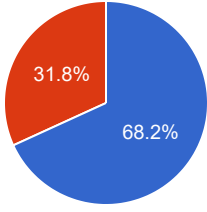
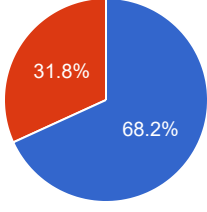
15	The syllabus clearly states course objectives requirements, procedures and grading criteria	<table border="1"> <thead> <tr> <th>Choice</th> <th>Number</th> <th>Percentage</th> </tr> </thead> <tbody> <tr> <td>Strongly Agree</td> <td>16</td> <td>72.73%</td> </tr> <tr> <td>Agree</td> <td>6</td> <td>27.27%</td> </tr> <tr> <td>Uncertain</td> <td>0</td> <td>0%</td> </tr> <tr> <td>Disagree</td> <td>0</td> <td>0%</td> </tr> <tr> <td>Strongly Disagree</td> <td>0</td> <td>0%</td> </tr> </tbody> </table>	Choice	Number	Percentage	Strongly Agree	16	72.73%	Agree	6	27.27%	Uncertain	0	0%	Disagree	0	0%	Strongly Disagree	0	0%	 <p>● Stron... ● Agree</p>
Choice	Number	Percentage																			
Strongly Agree	16	72.73%																			
Agree	6	27.27%																			
Uncertain	0	0%																			
Disagree	0	0%																			
Strongly Disagree	0	0%																			
16	The course integrates theoretical course concepts with real-world applications	<table border="1"> <thead> <tr> <th>Choice</th> <th>Number</th> <th>Percentage</th> </tr> </thead> <tbody> <tr> <td>Strongly Agree</td> <td>16</td> <td>72.73%</td> </tr> <tr> <td>Agree</td> <td>6</td> <td>27.27%</td> </tr> <tr> <td>Uncertain</td> <td>0</td> <td>0%</td> </tr> <tr> <td>Disagree</td> <td>0</td> <td>0%</td> </tr> <tr> <td>Strongly Disagree</td> <td>0</td> <td>0%</td> </tr> </tbody> </table>	Choice	Number	Percentage	Strongly Agree	16	72.73%	Agree	6	27.27%	Uncertain	0	0%	Disagree	0	0%	Strongly Disagree	0	0%	 <p>● Stron... ● Agree</p>
Choice	Number	Percentage																			
Strongly Agree	16	72.73%																			
Agree	6	27.27%																			
Uncertain	0	0%																			
Disagree	0	0%																			
Strongly Disagree	0	0%																			
17	The assignments and exams covered the materials presented in the course	<table border="1"> <thead> <tr> <th>Choice</th> <th>Number</th> <th>Percentage</th> </tr> </thead> <tbody> <tr> <td>Strongly Agree</td> <td>16</td> <td>72.73%</td> </tr> <tr> <td>Agree</td> <td>6</td> <td>27.27%</td> </tr> <tr> <td>Uncertain</td> <td>0</td> <td>0%</td> </tr> <tr> <td>Disagree</td> <td>0</td> <td>0%</td> </tr> <tr> <td>Strongly Disagree</td> <td>0</td> <td>0%</td> </tr> </tbody> </table>	Choice	Number	Percentage	Strongly Agree	16	72.73%	Agree	6	27.27%	Uncertain	0	0%	Disagree	0	0%	Strongly Disagree	0	0%	 <p>● Stron... ● Agree</p>
Choice	Number	Percentage																			
Strongly Agree	16	72.73%																			
Agree	6	27.27%																			
Uncertain	0	0%																			
Disagree	0	0%																			
Strongly Disagree	0	0%																			
18	The course material is modern and updated	<table border="1"> <thead> <tr> <th>Choice</th> <th>Number</th> <th>Percentage</th> </tr> </thead> <tbody> <tr> <td>Strongly Agree</td> <td>16</td> <td>72.73%</td> </tr> <tr> <td>Agree</td> <td>6</td> <td>27.27%</td> </tr> <tr> <td>Uncertain</td> <td>0</td> <td>0%</td> </tr> <tr> <td>Disagree</td> <td>0</td> <td>0%</td> </tr> <tr> <td>Strongly Disagree</td> <td>0</td> <td>0%</td> </tr> </tbody> </table>	Choice	Number	Percentage	Strongly Agree	16	72.73%	Agree	6	27.27%	Uncertain	0	0%	Disagree	0	0%	Strongly Disagree	0	0%	 <p>● Stron... ● Agree</p>
Choice	Number	Percentage																			
Strongly Agree	16	72.73%																			
Agree	6	27.27%																			
Uncertain	0	0%																			
Disagree	0	0%																			
Strongly Disagree	0	0%																			
Teachers Comment good teacher		Course Comment learn more Satisfied																			

Teacher Evaluation - Program: 0254

Teacher Name: KARIM ULLAH		Course ID: CT-407(L) Course Title: Environmental Engineering		Session: 2018 Fall																			
Shift: After noon -- Section:		Total Strength: 22		Attempted: 22																			
S.No	Question	Opinions			Chart																		
1	The Instructor is prepared for each class	<table border="1"> <thead> <tr> <th>Choice</th> <th>Number</th> <th>Percentage</th> </tr> </thead> <tbody> <tr> <td>Strongly Agree</td> <td>16</td> <td>72.73%</td> </tr> <tr> <td>Agree</td> <td>6</td> <td>27.27%</td> </tr> <tr> <td>Uncertain</td> <td>0</td> <td>0%</td> </tr> <tr> <td>Disagree</td> <td>0</td> <td>0%</td> </tr> <tr> <td>Strongly Disagree</td> <td>0</td> <td>0%</td> </tr> </tbody> </table>	Choice	Number	Percentage	Strongly Agree	16	72.73%	Agree	6	27.27%	Uncertain	0	0%	Disagree	0	0%	Strongly Disagree	0	0%			
Choice	Number	Percentage																					
Strongly Agree	16	72.73%																					
Agree	6	27.27%																					
Uncertain	0	0%																					
Disagree	0	0%																					
Strongly Disagree	0	0%																					
2	The Instructor demonstrates knowledge of the subject	<table border="1"> <thead> <tr> <th>Choice</th> <th>Number</th> <th>Percentage</th> </tr> </thead> <tbody> <tr> <td>Strongly Agree</td> <td>15</td> <td>68.18%</td> </tr> <tr> <td>Agree</td> <td>7</td> <td>31.82%</td> </tr> <tr> <td>Uncertain</td> <td>0</td> <td>0%</td> </tr> <tr> <td>Disagree</td> <td>0</td> <td>0%</td> </tr> <tr> <td>Strongly Disagree</td> <td>0</td> <td>0%</td> </tr> </tbody> </table>	Choice	Number	Percentage	Strongly Agree	15	68.18%	Agree	7	31.82%	Uncertain	0	0%	Disagree	0	0%	Strongly Disagree	0	0%			
Choice	Number	Percentage																					
Strongly Agree	15	68.18%																					
Agree	7	31.82%																					
Uncertain	0	0%																					
Disagree	0	0%																					
Strongly Disagree	0	0%																					
3	The Instructor has completed the whole course	<table border="1"> <thead> <tr> <th>Choice</th> <th>Number</th> <th>Percentage</th> </tr> </thead> <tbody> <tr> <td>Strongly Agree</td> <td>15</td> <td>68.18%</td> </tr> <tr> <td>Agree</td> <td>7</td> <td>31.82%</td> </tr> <tr> <td>Uncertain</td> <td>0</td> <td>0%</td> </tr> <tr> <td>Disagree</td> <td>0</td> <td>0%</td> </tr> <tr> <td>Strongly Disagree</td> <td>0</td> <td>0%</td> </tr> </tbody> </table>	Choice	Number	Percentage	Strongly Agree	15	68.18%	Agree	7	31.82%	Uncertain	0	0%	Disagree	0	0%	Strongly Disagree	0	0%			
Choice	Number	Percentage																					
Strongly Agree	15	68.18%																					
Agree	7	31.82%																					
Uncertain	0	0%																					
Disagree	0	0%																					
Strongly Disagree	0	0%																					
4	The Instructor provides additional material apart from the textbook	<table border="1"> <thead> <tr> <th>Choice</th> <th>Number</th> <th>Percentage</th> </tr> </thead> <tbody> <tr> <td>Strongly Agree</td> <td>15</td> <td>68.18%</td> </tr> <tr> <td>Agree</td> <td>7</td> <td>31.82%</td> </tr> <tr> <td>Uncertain</td> <td>0</td> <td>0%</td> </tr> <tr> <td>Disagree</td> <td>0</td> <td>0%</td> </tr> <tr> <td>Strongly Disagree</td> <td>0</td> <td>0%</td> </tr> </tbody> </table>	Choice	Number	Percentage	Strongly Agree	15	68.18%	Agree	7	31.82%	Uncertain	0	0%	Disagree	0	0%	Strongly Disagree	0	0%			
Choice	Number	Percentage																					
Strongly Agree	15	68.18%																					
Agree	7	31.82%																					
Uncertain	0	0%																					
Disagree	0	0%																					
Strongly Disagree	0	0%																					

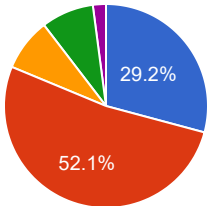
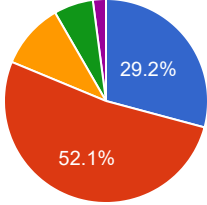
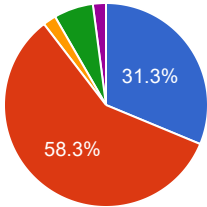
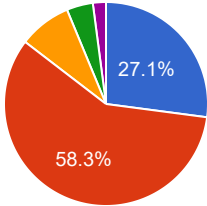
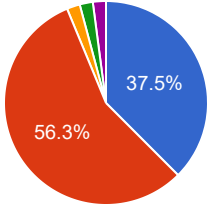
5	The Instructor gives citations regarding current situations with reference to Pakistani context	<table border="1"> <thead> <tr> <th>Choice</th> <th>Number</th> <th>Percentage</th> </tr> </thead> <tbody> <tr> <td>Strongly Agree</td> <td>15</td> <td>68.18%</td> </tr> <tr> <td>Agree</td> <td>7</td> <td>31.82%</td> </tr> <tr> <td>Uncertain</td> <td>0</td> <td>0%</td> </tr> <tr> <td>Disagree</td> <td>0</td> <td>0%</td> </tr> <tr> <td>Strongly Disagree</td> <td>0</td> <td>0%</td> </tr> </tbody> </table>	Choice	Number	Percentage	Strongly Agree	15	68.18%	Agree	7	31.82%	Uncertain	0	0%	Disagree	0	0%	Strongly Disagree	0	0%	 <p>● Stron... ● Agree</p>
Choice	Number	Percentage																			
Strongly Agree	15	68.18%																			
Agree	7	31.82%																			
Uncertain	0	0%																			
Disagree	0	0%																			
Strongly Disagree	0	0%																			
6	The Instructor communicates the subject matter effectively	<table border="1"> <thead> <tr> <th>Choice</th> <th>Number</th> <th>Percentage</th> </tr> </thead> <tbody> <tr> <td>Strongly Agree</td> <td>15</td> <td>68.18%</td> </tr> <tr> <td>Agree</td> <td>7</td> <td>31.82%</td> </tr> <tr> <td>Uncertain</td> <td>0</td> <td>0%</td> </tr> <tr> <td>Disagree</td> <td>0</td> <td>0%</td> </tr> <tr> <td>Strongly Disagree</td> <td>0</td> <td>0%</td> </tr> </tbody> </table>	Choice	Number	Percentage	Strongly Agree	15	68.18%	Agree	7	31.82%	Uncertain	0	0%	Disagree	0	0%	Strongly Disagree	0	0%	 <p>● Stron... ● Agree</p>
Choice	Number	Percentage																			
Strongly Agree	15	68.18%																			
Agree	7	31.82%																			
Uncertain	0	0%																			
Disagree	0	0%																			
Strongly Disagree	0	0%																			
7	The Instructor shows respect towards students and encourages class participation	<table border="1"> <thead> <tr> <th>Choice</th> <th>Number</th> <th>Percentage</th> </tr> </thead> <tbody> <tr> <td>Strongly Agree</td> <td>15</td> <td>68.18%</td> </tr> <tr> <td>Agree</td> <td>7</td> <td>31.82%</td> </tr> <tr> <td>Uncertain</td> <td>0</td> <td>0%</td> </tr> <tr> <td>Disagree</td> <td>0</td> <td>0%</td> </tr> <tr> <td>Strongly Disagree</td> <td>0</td> <td>0%</td> </tr> </tbody> </table>	Choice	Number	Percentage	Strongly Agree	15	68.18%	Agree	7	31.82%	Uncertain	0	0%	Disagree	0	0%	Strongly Disagree	0	0%	 <p>● Stron... ● Agree</p>
Choice	Number	Percentage																			
Strongly Agree	15	68.18%																			
Agree	7	31.82%																			
Uncertain	0	0%																			
Disagree	0	0%																			
Strongly Disagree	0	0%																			
8	The Instructor maintains an environment that is conducive to learning	<table border="1"> <thead> <tr> <th>Choice</th> <th>Number</th> <th>Percentage</th> </tr> </thead> <tbody> <tr> <td>Strongly Agree</td> <td>15</td> <td>68.18%</td> </tr> <tr> <td>Agree</td> <td>7</td> <td>31.82%</td> </tr> <tr> <td>Uncertain</td> <td>0</td> <td>0%</td> </tr> <tr> <td>Disagree</td> <td>0</td> <td>0%</td> </tr> <tr> <td>Strongly Disagree</td> <td>0</td> <td>0%</td> </tr> </tbody> </table>	Choice	Number	Percentage	Strongly Agree	15	68.18%	Agree	7	31.82%	Uncertain	0	0%	Disagree	0	0%	Strongly Disagree	0	0%	 <p>● Stron... ● Agree</p>
Choice	Number	Percentage																			
Strongly Agree	15	68.18%																			
Agree	7	31.82%																			
Uncertain	0	0%																			
Disagree	0	0%																			
Strongly Disagree	0	0%																			
9	The Instructor arrives on time	<table border="1"> <thead> <tr> <th>Choice</th> <th>Number</th> <th>Percentage</th> </tr> </thead> <tbody> <tr> <td>Strongly Agree</td> <td>15</td> <td>68.18%</td> </tr> <tr> <td>Agree</td> <td>7</td> <td>31.82%</td> </tr> <tr> <td>Uncertain</td> <td>0</td> <td>0%</td> </tr> <tr> <td>Disagree</td> <td>0</td> <td>0%</td> </tr> <tr> <td>Strongly Disagree</td> <td>0</td> <td>0%</td> </tr> </tbody> </table>	Choice	Number	Percentage	Strongly Agree	15	68.18%	Agree	7	31.82%	Uncertain	0	0%	Disagree	0	0%	Strongly Disagree	0	0%	 <p>● Stron... ● Agree</p>
Choice	Number	Percentage																			
Strongly Agree	15	68.18%																			
Agree	7	31.82%																			
Uncertain	0	0%																			
Disagree	0	0%																			
Strongly Disagree	0	0%																			

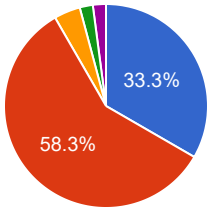
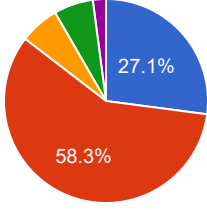
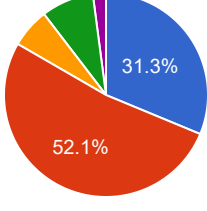
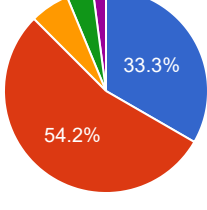
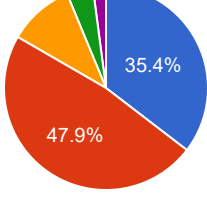
10	The Instructor leaves on time	<table border="1"> <thead> <tr> <th>Choice</th> <th>Number</th> <th>Percentage</th> </tr> </thead> <tbody> <tr> <td>Strongly Agree</td> <td>16</td> <td>72.73%</td> </tr> <tr> <td>Agree</td> <td>6</td> <td>27.27%</td> </tr> <tr> <td>Uncertain</td> <td>0</td> <td>0%</td> </tr> <tr> <td>Disagree</td> <td>0</td> <td>0%</td> </tr> <tr> <td>Strongly Disagree</td> <td>0</td> <td>0%</td> </tr> </tbody> </table>	Choice	Number	Percentage	Strongly Agree	16	72.73%	Agree	6	27.27%	Uncertain	0	0%	Disagree	0	0%	Strongly Disagree	0	0%	 <p>● Stron... ● Agree</p>
Choice	Number	Percentage																			
Strongly Agree	16	72.73%																			
Agree	6	27.27%																			
Uncertain	0	0%																			
Disagree	0	0%																			
Strongly Disagree	0	0%																			
11	The Instructor is fair in examination	<table border="1"> <thead> <tr> <th>Choice</th> <th>Number</th> <th>Percentage</th> </tr> </thead> <tbody> <tr> <td>Strongly Agree</td> <td>15</td> <td>68.18%</td> </tr> <tr> <td>Agree</td> <td>7</td> <td>31.82%</td> </tr> <tr> <td>Uncertain</td> <td>0</td> <td>0%</td> </tr> <tr> <td>Disagree</td> <td>0</td> <td>0%</td> </tr> <tr> <td>Strongly Disagree</td> <td>0</td> <td>0%</td> </tr> </tbody> </table>	Choice	Number	Percentage	Strongly Agree	15	68.18%	Agree	7	31.82%	Uncertain	0	0%	Disagree	0	0%	Strongly Disagree	0	0%	 <p>● Stron... ● Agree</p>
Choice	Number	Percentage																			
Strongly Agree	15	68.18%																			
Agree	7	31.82%																			
Uncertain	0	0%																			
Disagree	0	0%																			
Strongly Disagree	0	0%																			
12	The Instructor returns the graded scripts etc. in a reasonable amount of time	<table border="1"> <thead> <tr> <th>Choice</th> <th>Number</th> <th>Percentage</th> </tr> </thead> <tbody> <tr> <td>Strongly Agree</td> <td>15</td> <td>68.18%</td> </tr> <tr> <td>Agree</td> <td>6</td> <td>27.27%</td> </tr> <tr> <td>Uncertain</td> <td>1</td> <td>4.55%</td> </tr> <tr> <td>Disagree</td> <td>0</td> <td>0%</td> </tr> <tr> <td>Strongly Disagree</td> <td>0</td> <td>0%</td> </tr> </tbody> </table>	Choice	Number	Percentage	Strongly Agree	15	68.18%	Agree	6	27.27%	Uncertain	1	4.55%	Disagree	0	0%	Strongly Disagree	0	0%	 <p>● Stron... ● Agree ● Unce...</p>
Choice	Number	Percentage																			
Strongly Agree	15	68.18%																			
Agree	6	27.27%																			
Uncertain	1	4.55%																			
Disagree	0	0%																			
Strongly Disagree	0	0%																			
13	The Instructor was available during the specified office hours and for after class consultations	<table border="1"> <thead> <tr> <th>Choice</th> <th>Number</th> <th>Percentage</th> </tr> </thead> <tbody> <tr> <td>Strongly Agree</td> <td>15</td> <td>68.18%</td> </tr> <tr> <td>Agree</td> <td>6</td> <td>27.27%</td> </tr> <tr> <td>Uncertain</td> <td>1</td> <td>4.55%</td> </tr> <tr> <td>Disagree</td> <td>0</td> <td>0%</td> </tr> <tr> <td>Strongly Disagree</td> <td>0</td> <td>0%</td> </tr> </tbody> </table>	Choice	Number	Percentage	Strongly Agree	15	68.18%	Agree	6	27.27%	Uncertain	1	4.55%	Disagree	0	0%	Strongly Disagree	0	0%	 <p>● Stron... ● Agree ● Unce...</p>
Choice	Number	Percentage																			
Strongly Agree	15	68.18%																			
Agree	6	27.27%																			
Uncertain	1	4.55%																			
Disagree	0	0%																			
Strongly Disagree	0	0%																			
14	The Subject matter presented in the course has increased your knowledge of the subject	<table border="1"> <thead> <tr> <th>Choice</th> <th>Number</th> <th>Percentage</th> </tr> </thead> <tbody> <tr> <td>Strongly Agree</td> <td>15</td> <td>68.18%</td> </tr> <tr> <td>Agree</td> <td>6</td> <td>27.27%</td> </tr> <tr> <td>Uncertain</td> <td>1</td> <td>4.55%</td> </tr> <tr> <td>Disagree</td> <td>0</td> <td>0%</td> </tr> <tr> <td>Strongly Disagree</td> <td>0</td> <td>0%</td> </tr> </tbody> </table>	Choice	Number	Percentage	Strongly Agree	15	68.18%	Agree	6	27.27%	Uncertain	1	4.55%	Disagree	0	0%	Strongly Disagree	0	0%	 <p>● Stron... ● Agree ● Unce...</p>
Choice	Number	Percentage																			
Strongly Agree	15	68.18%																			
Agree	6	27.27%																			
Uncertain	1	4.55%																			
Disagree	0	0%																			
Strongly Disagree	0	0%																			

15	The syllabus clearly states course objectives requirements, procedures and grading criteria	<table border="1"> <thead> <tr> <th>Choice</th> <th>Number</th> <th>Percentage</th> </tr> </thead> <tbody> <tr> <td>Strongly Agree</td> <td>15</td> <td>68.18%</td> </tr> <tr> <td>Agree</td> <td>7</td> <td>31.82%</td> </tr> <tr> <td>Uncertain</td> <td>0</td> <td>0%</td> </tr> <tr> <td>Disagree</td> <td>0</td> <td>0%</td> </tr> <tr> <td>Strongly Disagree</td> <td>0</td> <td>0%</td> </tr> </tbody> </table>	Choice	Number	Percentage	Strongly Agree	15	68.18%	Agree	7	31.82%	Uncertain	0	0%	Disagree	0	0%	Strongly Disagree	0	0%	 <p>● Stron... ● Agree</p>
Choice	Number	Percentage																			
Strongly Agree	15	68.18%																			
Agree	7	31.82%																			
Uncertain	0	0%																			
Disagree	0	0%																			
Strongly Disagree	0	0%																			
16	The course integrates theoretical course concepts with real-world applications	<table border="1"> <thead> <tr> <th>Choice</th> <th>Number</th> <th>Percentage</th> </tr> </thead> <tbody> <tr> <td>Strongly Agree</td> <td>15</td> <td>68.18%</td> </tr> <tr> <td>Agree</td> <td>7</td> <td>31.82%</td> </tr> <tr> <td>Uncertain</td> <td>0</td> <td>0%</td> </tr> <tr> <td>Disagree</td> <td>0</td> <td>0%</td> </tr> <tr> <td>Strongly Disagree</td> <td>0</td> <td>0%</td> </tr> </tbody> </table>	Choice	Number	Percentage	Strongly Agree	15	68.18%	Agree	7	31.82%	Uncertain	0	0%	Disagree	0	0%	Strongly Disagree	0	0%	 <p>● Stron... ● Agree</p>
Choice	Number	Percentage																			
Strongly Agree	15	68.18%																			
Agree	7	31.82%																			
Uncertain	0	0%																			
Disagree	0	0%																			
Strongly Disagree	0	0%																			
17	The assignments and exams covered the materials presented in the course	<table border="1"> <thead> <tr> <th>Choice</th> <th>Number</th> <th>Percentage</th> </tr> </thead> <tbody> <tr> <td>Strongly Agree</td> <td>15</td> <td>68.18%</td> </tr> <tr> <td>Agree</td> <td>7</td> <td>31.82%</td> </tr> <tr> <td>Uncertain</td> <td>0</td> <td>0%</td> </tr> <tr> <td>Disagree</td> <td>0</td> <td>0%</td> </tr> <tr> <td>Strongly Disagree</td> <td>0</td> <td>0%</td> </tr> </tbody> </table>	Choice	Number	Percentage	Strongly Agree	15	68.18%	Agree	7	31.82%	Uncertain	0	0%	Disagree	0	0%	Strongly Disagree	0	0%	 <p>● Stron... ● Agree</p>
Choice	Number	Percentage																			
Strongly Agree	15	68.18%																			
Agree	7	31.82%																			
Uncertain	0	0%																			
Disagree	0	0%																			
Strongly Disagree	0	0%																			
18	The course material is modern and updated	<table border="1"> <thead> <tr> <th>Choice</th> <th>Number</th> <th>Percentage</th> </tr> </thead> <tbody> <tr> <td>Strongly Agree</td> <td>15</td> <td>68.18%</td> </tr> <tr> <td>Agree</td> <td>7</td> <td>31.82%</td> </tr> <tr> <td>Uncertain</td> <td>0</td> <td>0%</td> </tr> <tr> <td>Disagree</td> <td>0</td> <td>0%</td> </tr> <tr> <td>Strongly Disagree</td> <td>0</td> <td>0%</td> </tr> </tbody> </table>	Choice	Number	Percentage	Strongly Agree	15	68.18%	Agree	7	31.82%	Uncertain	0	0%	Disagree	0	0%	Strongly Disagree	0	0%	 <p>● Stron... ● Agree</p>
Choice	Number	Percentage																			
Strongly Agree	15	68.18%																			
Agree	7	31.82%																			
Uncertain	0	0%																			
Disagree	0	0%																			
Strongly Disagree	0	0%																			
Teachers Comment good teacher BEHE NA DY TEAK nice Teacher very nice teacher		Course Comment learn a lot BEHE NA DAY TEAK ASE GAP LAGEA																			

Teacher Evaluation - Program: 0254

Teacher Name: INAM ULLAH		Course ID: CT-207 Course Title: Mechanics of Solid		Session: 2018 Fall																			
Shift: Weekend -- Section:		Total Strength: 53		Attempted: 48																			
S.No	Question	Opinions			Chart																		
1	The Instructor is prepared for each class	<table border="1"> <thead> <tr> <th>Choice</th> <th>Number</th> <th>Percentage</th> </tr> </thead> <tbody> <tr> <td>Strongly Agree</td> <td>14</td> <td>29.17%</td> </tr> <tr> <td>Agree</td> <td>22</td> <td>45.83%</td> </tr> <tr> <td>Uncertain</td> <td>10</td> <td>20.83%</td> </tr> <tr> <td>Disagree</td> <td>1</td> <td>2.08%</td> </tr> <tr> <td>Strongly Disagree</td> <td>1</td> <td>2.08%</td> </tr> </tbody> </table>	Choice	Number	Percentage	Strongly Agree	14	29.17%	Agree	22	45.83%	Uncertain	10	20.83%	Disagree	1	2.08%	Strongly Disagree	1	2.08%	<p>Legend: Strongly Agree (Blue), Agree (Red), Uncertain (Orange), Disagree (Green), Strongly Disagree (Purple)</p>		
Choice	Number	Percentage																					
Strongly Agree	14	29.17%																					
Agree	22	45.83%																					
Uncertain	10	20.83%																					
Disagree	1	2.08%																					
Strongly Disagree	1	2.08%																					
2	The Instructor demonstrates knowledge of the subject	<table border="1"> <thead> <tr> <th>Choice</th> <th>Number</th> <th>Percentage</th> </tr> </thead> <tbody> <tr> <td>Strongly Agree</td> <td>13</td> <td>27.08%</td> </tr> <tr> <td>Agree</td> <td>25</td> <td>52.08%</td> </tr> <tr> <td>Uncertain</td> <td>7</td> <td>14.58%</td> </tr> <tr> <td>Disagree</td> <td>1</td> <td>2.08%</td> </tr> <tr> <td>Strongly Disagree</td> <td>2</td> <td>4.17%</td> </tr> </tbody> </table>	Choice	Number	Percentage	Strongly Agree	13	27.08%	Agree	25	52.08%	Uncertain	7	14.58%	Disagree	1	2.08%	Strongly Disagree	2	4.17%	<p>Legend: Strongly Agree (Blue), Agree (Red), Uncertain (Orange), Disagree (Green), Strongly Disagree (Purple)</p>		
Choice	Number	Percentage																					
Strongly Agree	13	27.08%																					
Agree	25	52.08%																					
Uncertain	7	14.58%																					
Disagree	1	2.08%																					
Strongly Disagree	2	4.17%																					
3	The Instructor has completed the whole course	<table border="1"> <thead> <tr> <th>Choice</th> <th>Number</th> <th>Percentage</th> </tr> </thead> <tbody> <tr> <td>Strongly Agree</td> <td>14</td> <td>29.17%</td> </tr> <tr> <td>Agree</td> <td>21</td> <td>43.75%</td> </tr> <tr> <td>Uncertain</td> <td>9</td> <td>18.75%</td> </tr> <tr> <td>Disagree</td> <td>3</td> <td>6.25%</td> </tr> <tr> <td>Strongly Disagree</td> <td>1</td> <td>2.08%</td> </tr> </tbody> </table>	Choice	Number	Percentage	Strongly Agree	14	29.17%	Agree	21	43.75%	Uncertain	9	18.75%	Disagree	3	6.25%	Strongly Disagree	1	2.08%	<p>Legend: Strongly Agree (Blue), Agree (Red), Uncertain (Orange), Disagree (Green), Strongly Disagree (Purple)</p>		
Choice	Number	Percentage																					
Strongly Agree	14	29.17%																					
Agree	21	43.75%																					
Uncertain	9	18.75%																					
Disagree	3	6.25%																					
Strongly Disagree	1	2.08%																					
4	The Instructor provides additional material apart from the textbook	<table border="1"> <thead> <tr> <th>Choice</th> <th>Number</th> <th>Percentage</th> </tr> </thead> <tbody> <tr> <td>Strongly Agree</td> <td>13</td> <td>27.08%</td> </tr> <tr> <td>Agree</td> <td>24</td> <td>50%</td> </tr> <tr> <td>Uncertain</td> <td>8</td> <td>16.67%</td> </tr> <tr> <td>Disagree</td> <td>2</td> <td>4.17%</td> </tr> <tr> <td>Strongly Disagree</td> <td>1</td> <td>2.08%</td> </tr> </tbody> </table>	Choice	Number	Percentage	Strongly Agree	13	27.08%	Agree	24	50%	Uncertain	8	16.67%	Disagree	2	4.17%	Strongly Disagree	1	2.08%	<p>Legend: Strongly Agree (Blue), Agree (Red), Uncertain (Orange), Disagree (Green), Strongly Disagree (Purple)</p>		
Choice	Number	Percentage																					
Strongly Agree	13	27.08%																					
Agree	24	50%																					
Uncertain	8	16.67%																					
Disagree	2	4.17%																					
Strongly Disagree	1	2.08%																					

5	The Instructor gives citations regarding current situations with reference to Pakistani context	<table border="1"> <thead> <tr> <th>Choice</th> <th>Number</th> <th>Percentage</th> </tr> </thead> <tbody> <tr> <td>Strongly Agree</td> <td>14</td> <td>29.17%</td> </tr> <tr> <td>Agree</td> <td>25</td> <td>52.08%</td> </tr> <tr> <td>Uncertain</td> <td>4</td> <td>8.33%</td> </tr> <tr> <td>Disagree</td> <td>4</td> <td>8.33%</td> </tr> <tr> <td>Strongly Disagree</td> <td>1</td> <td>2.08%</td> </tr> </tbody> </table>	Choice	Number	Percentage	Strongly Agree	14	29.17%	Agree	25	52.08%	Uncertain	4	8.33%	Disagree	4	8.33%	Strongly Disagree	1	2.08%	 <ul style="list-style-type: none"> ● Stron... ● Agree ● Unce... ● Disa... ● Stron...
Choice	Number	Percentage																			
Strongly Agree	14	29.17%																			
Agree	25	52.08%																			
Uncertain	4	8.33%																			
Disagree	4	8.33%																			
Strongly Disagree	1	2.08%																			
6	The Instructor communicates the subject matter effectively	<table border="1"> <thead> <tr> <th>Choice</th> <th>Number</th> <th>Percentage</th> </tr> </thead> <tbody> <tr> <td>Strongly Agree</td> <td>14</td> <td>29.17%</td> </tr> <tr> <td>Agree</td> <td>25</td> <td>52.08%</td> </tr> <tr> <td>Uncertain</td> <td>5</td> <td>10.42%</td> </tr> <tr> <td>Disagree</td> <td>3</td> <td>6.25%</td> </tr> <tr> <td>Strongly Disagree</td> <td>1</td> <td>2.08%</td> </tr> </tbody> </table>	Choice	Number	Percentage	Strongly Agree	14	29.17%	Agree	25	52.08%	Uncertain	5	10.42%	Disagree	3	6.25%	Strongly Disagree	1	2.08%	 <ul style="list-style-type: none"> ● Stron... ● Agree ● Unce... ● Disa... ● Stron...
Choice	Number	Percentage																			
Strongly Agree	14	29.17%																			
Agree	25	52.08%																			
Uncertain	5	10.42%																			
Disagree	3	6.25%																			
Strongly Disagree	1	2.08%																			
7	The Instructor shows respect towards students and encourages class participation	<table border="1"> <thead> <tr> <th>Choice</th> <th>Number</th> <th>Percentage</th> </tr> </thead> <tbody> <tr> <td>Strongly Agree</td> <td>15</td> <td>31.25%</td> </tr> <tr> <td>Agree</td> <td>28</td> <td>58.33%</td> </tr> <tr> <td>Uncertain</td> <td>1</td> <td>2.08%</td> </tr> <tr> <td>Disagree</td> <td>3</td> <td>6.25%</td> </tr> <tr> <td>Strongly Disagree</td> <td>1</td> <td>2.08%</td> </tr> </tbody> </table>	Choice	Number	Percentage	Strongly Agree	15	31.25%	Agree	28	58.33%	Uncertain	1	2.08%	Disagree	3	6.25%	Strongly Disagree	1	2.08%	 <ul style="list-style-type: none"> ● Stron... ● Agree ● Unce... ● Disa... ● Stron...
Choice	Number	Percentage																			
Strongly Agree	15	31.25%																			
Agree	28	58.33%																			
Uncertain	1	2.08%																			
Disagree	3	6.25%																			
Strongly Disagree	1	2.08%																			
8	The Instructor maintains an environment that is conducive to learning	<table border="1"> <thead> <tr> <th>Choice</th> <th>Number</th> <th>Percentage</th> </tr> </thead> <tbody> <tr> <td>Strongly Agree</td> <td>13</td> <td>27.08%</td> </tr> <tr> <td>Agree</td> <td>28</td> <td>58.33%</td> </tr> <tr> <td>Uncertain</td> <td>4</td> <td>8.33%</td> </tr> <tr> <td>Disagree</td> <td>2</td> <td>4.17%</td> </tr> <tr> <td>Strongly Disagree</td> <td>1</td> <td>2.08%</td> </tr> </tbody> </table>	Choice	Number	Percentage	Strongly Agree	13	27.08%	Agree	28	58.33%	Uncertain	4	8.33%	Disagree	2	4.17%	Strongly Disagree	1	2.08%	 <ul style="list-style-type: none"> ● Stron... ● Agree ● Unce... ● Disa... ● Stron...
Choice	Number	Percentage																			
Strongly Agree	13	27.08%																			
Agree	28	58.33%																			
Uncertain	4	8.33%																			
Disagree	2	4.17%																			
Strongly Disagree	1	2.08%																			
9	The Instructor arrives on time	<table border="1"> <thead> <tr> <th>Choice</th> <th>Number</th> <th>Percentage</th> </tr> </thead> <tbody> <tr> <td>Strongly Agree</td> <td>18</td> <td>37.5%</td> </tr> <tr> <td>Agree</td> <td>27</td> <td>56.25%</td> </tr> <tr> <td>Uncertain</td> <td>1</td> <td>2.08%</td> </tr> <tr> <td>Disagree</td> <td>1</td> <td>2.08%</td> </tr> <tr> <td>Strongly Disagree</td> <td>1</td> <td>2.08%</td> </tr> </tbody> </table>	Choice	Number	Percentage	Strongly Agree	18	37.5%	Agree	27	56.25%	Uncertain	1	2.08%	Disagree	1	2.08%	Strongly Disagree	1	2.08%	 <ul style="list-style-type: none"> ● Stron... ● Agree ● Unce... ● Disa... ● Stron...
Choice	Number	Percentage																			
Strongly Agree	18	37.5%																			
Agree	27	56.25%																			
Uncertain	1	2.08%																			
Disagree	1	2.08%																			
Strongly Disagree	1	2.08%																			

10	The Instructor leaves on time	<table border="1"> <thead> <tr> <th>Choice</th> <th>Number</th> <th>Percentage</th> </tr> </thead> <tbody> <tr> <td>Strongly Agree</td> <td>16</td> <td>33.33%</td> </tr> <tr> <td>Agree</td> <td>28</td> <td>58.33%</td> </tr> <tr> <td>Uncertain</td> <td>2</td> <td>4.17%</td> </tr> <tr> <td>Disagree</td> <td>1</td> <td>2.08%</td> </tr> <tr> <td>Strongly Disagree</td> <td>1</td> <td>2.08%</td> </tr> </tbody> </table>	Choice	Number	Percentage	Strongly Agree	16	33.33%	Agree	28	58.33%	Uncertain	2	4.17%	Disagree	1	2.08%	Strongly Disagree	1	2.08%	 <ul style="list-style-type: none"> ● Stron... ● Agree ● Unce... ● Disa... ● Stron...
Choice	Number	Percentage																			
Strongly Agree	16	33.33%																			
Agree	28	58.33%																			
Uncertain	2	4.17%																			
Disagree	1	2.08%																			
Strongly Disagree	1	2.08%																			
11	The Instructor is fair in examination	<table border="1"> <thead> <tr> <th>Choice</th> <th>Number</th> <th>Percentage</th> </tr> </thead> <tbody> <tr> <td>Strongly Agree</td> <td>13</td> <td>27.08%</td> </tr> <tr> <td>Agree</td> <td>28</td> <td>58.33%</td> </tr> <tr> <td>Uncertain</td> <td>3</td> <td>6.25%</td> </tr> <tr> <td>Disagree</td> <td>3</td> <td>6.25%</td> </tr> <tr> <td>Strongly Disagree</td> <td>1</td> <td>2.08%</td> </tr> </tbody> </table>	Choice	Number	Percentage	Strongly Agree	13	27.08%	Agree	28	58.33%	Uncertain	3	6.25%	Disagree	3	6.25%	Strongly Disagree	1	2.08%	 <ul style="list-style-type: none"> ● Stron... ● Agree ● Unce... ● Disa... ● Stron...
Choice	Number	Percentage																			
Strongly Agree	13	27.08%																			
Agree	28	58.33%																			
Uncertain	3	6.25%																			
Disagree	3	6.25%																			
Strongly Disagree	1	2.08%																			
12	The Instructor returns the graded scripts etc. in a reasonable amount of time	<table border="1"> <thead> <tr> <th>Choice</th> <th>Number</th> <th>Percentage</th> </tr> </thead> <tbody> <tr> <td>Strongly Agree</td> <td>15</td> <td>31.25%</td> </tr> <tr> <td>Agree</td> <td>25</td> <td>52.08%</td> </tr> <tr> <td>Uncertain</td> <td>3</td> <td>6.25%</td> </tr> <tr> <td>Disagree</td> <td>4</td> <td>8.33%</td> </tr> <tr> <td>Strongly Disagree</td> <td>1</td> <td>2.08%</td> </tr> </tbody> </table>	Choice	Number	Percentage	Strongly Agree	15	31.25%	Agree	25	52.08%	Uncertain	3	6.25%	Disagree	4	8.33%	Strongly Disagree	1	2.08%	 <ul style="list-style-type: none"> ● Stron... ● Agree ● Unce... ● Disa... ● Stron...
Choice	Number	Percentage																			
Strongly Agree	15	31.25%																			
Agree	25	52.08%																			
Uncertain	3	6.25%																			
Disagree	4	8.33%																			
Strongly Disagree	1	2.08%																			
13	The Instructor was available during the specified office hours and for after class consultations	<table border="1"> <thead> <tr> <th>Choice</th> <th>Number</th> <th>Percentage</th> </tr> </thead> <tbody> <tr> <td>Strongly Agree</td> <td>16</td> <td>33.33%</td> </tr> <tr> <td>Agree</td> <td>26</td> <td>54.17%</td> </tr> <tr> <td>Uncertain</td> <td>3</td> <td>6.25%</td> </tr> <tr> <td>Disagree</td> <td>2</td> <td>4.17%</td> </tr> <tr> <td>Strongly Disagree</td> <td>1</td> <td>2.08%</td> </tr> </tbody> </table>	Choice	Number	Percentage	Strongly Agree	16	33.33%	Agree	26	54.17%	Uncertain	3	6.25%	Disagree	2	4.17%	Strongly Disagree	1	2.08%	 <ul style="list-style-type: none"> ● Stron... ● Agree ● Unce... ● Disa... ● Stron...
Choice	Number	Percentage																			
Strongly Agree	16	33.33%																			
Agree	26	54.17%																			
Uncertain	3	6.25%																			
Disagree	2	4.17%																			
Strongly Disagree	1	2.08%																			
14	The Subject matter presented in the course has increased your knowledge of the subject	<table border="1"> <thead> <tr> <th>Choice</th> <th>Number</th> <th>Percentage</th> </tr> </thead> <tbody> <tr> <td>Strongly Agree</td> <td>17</td> <td>35.42%</td> </tr> <tr> <td>Agree</td> <td>23</td> <td>47.92%</td> </tr> <tr> <td>Uncertain</td> <td>5</td> <td>10.42%</td> </tr> <tr> <td>Disagree</td> <td>2</td> <td>4.17%</td> </tr> <tr> <td>Strongly Disagree</td> <td>1</td> <td>2.08%</td> </tr> </tbody> </table>	Choice	Number	Percentage	Strongly Agree	17	35.42%	Agree	23	47.92%	Uncertain	5	10.42%	Disagree	2	4.17%	Strongly Disagree	1	2.08%	 <ul style="list-style-type: none"> ● Stron... ● Agree ● Unce... ● Disa... ● Stron...
Choice	Number	Percentage																			
Strongly Agree	17	35.42%																			
Agree	23	47.92%																			
Uncertain	5	10.42%																			
Disagree	2	4.17%																			
Strongly Disagree	1	2.08%																			

15	The syllabus clearly states course objectives requirements, procedures and grading criteria	<table border="1"> <thead> <tr> <th>Choice</th> <th>Number</th> <th>Percentage</th> </tr> </thead> <tbody> <tr> <td>Strongly Agree</td> <td>15</td> <td>31.25%</td> </tr> <tr> <td>Agree</td> <td>25</td> <td>52.08%</td> </tr> <tr> <td>Uncertain</td> <td>5</td> <td>10.42%</td> </tr> <tr> <td>Disagree</td> <td>2</td> <td>4.17%</td> </tr> <tr> <td>Strongly Disagree</td> <td>1</td> <td>2.08%</td> </tr> </tbody> </table>	Choice	Number	Percentage	Strongly Agree	15	31.25%	Agree	25	52.08%	Uncertain	5	10.42%	Disagree	2	4.17%	Strongly Disagree	1	2.08%	
Choice	Number	Percentage																			
Strongly Agree	15	31.25%																			
Agree	25	52.08%																			
Uncertain	5	10.42%																			
Disagree	2	4.17%																			
Strongly Disagree	1	2.08%																			
16	The course integrates theoretical course concepts with real-world applications	<table border="1"> <thead> <tr> <th>Choice</th> <th>Number</th> <th>Percentage</th> </tr> </thead> <tbody> <tr> <td>Strongly Agree</td> <td>16</td> <td>33.33%</td> </tr> <tr> <td>Agree</td> <td>24</td> <td>50%</td> </tr> <tr> <td>Uncertain</td> <td>5</td> <td>10.42%</td> </tr> <tr> <td>Disagree</td> <td>2</td> <td>4.17%</td> </tr> <tr> <td>Strongly Disagree</td> <td>1</td> <td>2.08%</td> </tr> </tbody> </table>	Choice	Number	Percentage	Strongly Agree	16	33.33%	Agree	24	50%	Uncertain	5	10.42%	Disagree	2	4.17%	Strongly Disagree	1	2.08%	
Choice	Number	Percentage																			
Strongly Agree	16	33.33%																			
Agree	24	50%																			
Uncertain	5	10.42%																			
Disagree	2	4.17%																			
Strongly Disagree	1	2.08%																			
17	The assignments and exams covered the materials presented in the course	<table border="1"> <thead> <tr> <th>Choice</th> <th>Number</th> <th>Percentage</th> </tr> </thead> <tbody> <tr> <td>Strongly Agree</td> <td>17</td> <td>35.42%</td> </tr> <tr> <td>Agree</td> <td>22</td> <td>45.83%</td> </tr> <tr> <td>Uncertain</td> <td>5</td> <td>10.42%</td> </tr> <tr> <td>Disagree</td> <td>3</td> <td>6.25%</td> </tr> <tr> <td>Strongly Disagree</td> <td>1</td> <td>2.08%</td> </tr> </tbody> </table>	Choice	Number	Percentage	Strongly Agree	17	35.42%	Agree	22	45.83%	Uncertain	5	10.42%	Disagree	3	6.25%	Strongly Disagree	1	2.08%	
Choice	Number	Percentage																			
Strongly Agree	17	35.42%																			
Agree	22	45.83%																			
Uncertain	5	10.42%																			
Disagree	3	6.25%																			
Strongly Disagree	1	2.08%																			
18	The course material is modern and updated	<table border="1"> <thead> <tr> <th>Choice</th> <th>Number</th> <th>Percentage</th> </tr> </thead> <tbody> <tr> <td>Strongly Agree</td> <td>15</td> <td>31.25%</td> </tr> <tr> <td>Agree</td> <td>26</td> <td>54.17%</td> </tr> <tr> <td>Uncertain</td> <td>4</td> <td>8.33%</td> </tr> <tr> <td>Disagree</td> <td>2</td> <td>4.17%</td> </tr> <tr> <td>Strongly Disagree</td> <td>1</td> <td>2.08%</td> </tr> </tbody> </table>	Choice	Number	Percentage	Strongly Agree	15	31.25%	Agree	26	54.17%	Uncertain	4	8.33%	Disagree	2	4.17%	Strongly Disagree	1	2.08%	
Choice	Number	Percentage																			
Strongly Agree	15	31.25%																			
Agree	26	54.17%																			
Uncertain	4	8.33%																			
Disagree	2	4.17%																			
Strongly Disagree	1	2.08%																			

Teachers Comment

having no method of teaching
having no method of teaching
Good teacher
have no method of teaching
have no method of teaching
have no method of teaching
have no method of teaching
we not satisfied
Good Teacher
Good teacher
the teacher is very good in teaching , but his teaching methodology is not good because he is fresh and he have no experience in teaching
Is very good
Very very bad
he has good way of teaching
really a good teacher and friendly
Good teacher
good

Course Comment

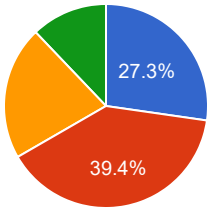
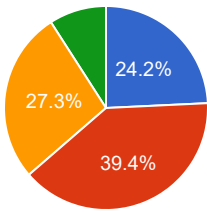
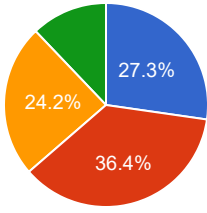
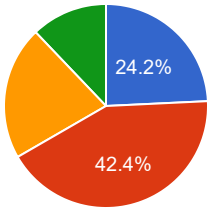
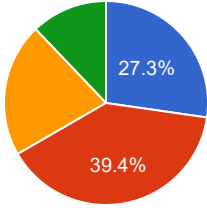
Not cleared
Not satisfied this course
have no method of teaching
have no method of teaching
have no method of teaching
not complete
the course is good and i can understand the course.
All courses is read good
Uncompleted
complete
the course is useful and beneficial
good but very hard

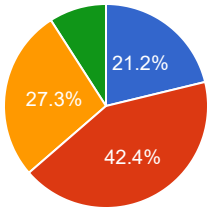


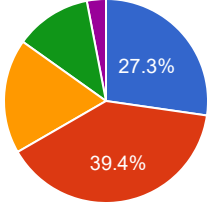
Teacher Evaluation - Program: 0254

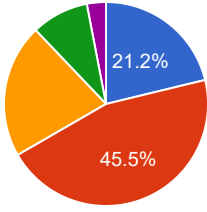
Teacher Name: INAM ULLAH		Course ID: CT-303 Course Title: Design of Concrete Structure		Session: 2018 Fall																			
Shift: After noon -- Section:		Total Strength: 35		Attempted: 33																			
S.No	Question	Opinions			Chart																		
1	The Instructor is prepared for each class	<table border="1"> <thead> <tr> <th>Choice</th> <th>Number</th> <th>Percentage</th> </tr> </thead> <tbody> <tr> <td>Strongly Agree</td> <td>9</td> <td>27.27%</td> </tr> <tr> <td>Agree</td> <td>13</td> <td>39.39%</td> </tr> <tr> <td>Uncertain</td> <td>9</td> <td>27.27%</td> </tr> <tr> <td>Disagree</td> <td>2</td> <td>6.06%</td> </tr> <tr> <td>Strongly Disagree</td> <td>0</td> <td>0%</td> </tr> </tbody> </table>	Choice	Number	Percentage	Strongly Agree	9	27.27%	Agree	13	39.39%	Uncertain	9	27.27%	Disagree	2	6.06%	Strongly Disagree	0	0%	<p>Legend: Strongly Agree (Blue), Agree (Red), Uncertain (Orange), Disagree (Green)</p>		
Choice	Number	Percentage																					
Strongly Agree	9	27.27%																					
Agree	13	39.39%																					
Uncertain	9	27.27%																					
Disagree	2	6.06%																					
Strongly Disagree	0	0%																					
2	The Instructor demonstrates knowledge of the subject	<table border="1"> <thead> <tr> <th>Choice</th> <th>Number</th> <th>Percentage</th> </tr> </thead> <tbody> <tr> <td>Strongly Agree</td> <td>7</td> <td>21.21%</td> </tr> <tr> <td>Agree</td> <td>16</td> <td>48.48%</td> </tr> <tr> <td>Uncertain</td> <td>6</td> <td>18.18%</td> </tr> <tr> <td>Disagree</td> <td>4</td> <td>12.12%</td> </tr> <tr> <td>Strongly Disagree</td> <td>0</td> <td>0%</td> </tr> </tbody> </table>	Choice	Number	Percentage	Strongly Agree	7	21.21%	Agree	16	48.48%	Uncertain	6	18.18%	Disagree	4	12.12%	Strongly Disagree	0	0%	<p>Legend: Strongly Agree (Blue), Agree (Red), Uncertain (Orange), Disagree (Green)</p>		
Choice	Number	Percentage																					
Strongly Agree	7	21.21%																					
Agree	16	48.48%																					
Uncertain	6	18.18%																					
Disagree	4	12.12%																					
Strongly Disagree	0	0%																					
3	The Instructor has completed the whole course	<table border="1"> <thead> <tr> <th>Choice</th> <th>Number</th> <th>Percentage</th> </tr> </thead> <tbody> <tr> <td>Strongly Agree</td> <td>9</td> <td>27.27%</td> </tr> <tr> <td>Agree</td> <td>14</td> <td>42.42%</td> </tr> <tr> <td>Uncertain</td> <td>7</td> <td>21.21%</td> </tr> <tr> <td>Disagree</td> <td>3</td> <td>9.09%</td> </tr> <tr> <td>Strongly Disagree</td> <td>0</td> <td>0%</td> </tr> </tbody> </table>	Choice	Number	Percentage	Strongly Agree	9	27.27%	Agree	14	42.42%	Uncertain	7	21.21%	Disagree	3	9.09%	Strongly Disagree	0	0%	<p>Legend: Strongly Agree (Blue), Agree (Red), Uncertain (Orange), Disagree (Green)</p>		
Choice	Number	Percentage																					
Strongly Agree	9	27.27%																					
Agree	14	42.42%																					
Uncertain	7	21.21%																					
Disagree	3	9.09%																					
Strongly Disagree	0	0%																					
4	The Instructor provides additional material apart from the textbook	<table border="1"> <thead> <tr> <th>Choice</th> <th>Number</th> <th>Percentage</th> </tr> </thead> <tbody> <tr> <td>Strongly Agree</td> <td>8</td> <td>24.24%</td> </tr> <tr> <td>Agree</td> <td>16</td> <td>48.48%</td> </tr> <tr> <td>Uncertain</td> <td>6</td> <td>18.18%</td> </tr> <tr> <td>Disagree</td> <td>3</td> <td>9.09%</td> </tr> <tr> <td>Strongly Disagree</td> <td>0</td> <td>0%</td> </tr> </tbody> </table>	Choice	Number	Percentage	Strongly Agree	8	24.24%	Agree	16	48.48%	Uncertain	6	18.18%	Disagree	3	9.09%	Strongly Disagree	0	0%	<p>Legend: Strongly Agree (Blue), Agree (Red), Uncertain (Orange), Disagree (Green)</p>		
Choice	Number	Percentage																					
Strongly Agree	8	24.24%																					
Agree	16	48.48%																					
Uncertain	6	18.18%																					
Disagree	3	9.09%																					
Strongly Disagree	0	0%																					

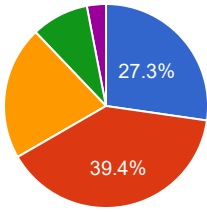
5	The Instructor gives citations regarding current situations with reference to Pakistani context	<table border="1"> <thead> <tr> <th>Choice</th> <th>Number</th> <th>Percentage</th> </tr> </thead> <tbody> <tr> <td>Strongly Agree</td> <td>9</td> <td>27.27%</td> </tr> <tr> <td>Agree</td> <td>14</td> <td>42.42%</td> </tr> <tr> <td>Uncertain</td> <td>8</td> <td>24.24%</td> </tr> <tr> <td>Disagree</td> <td>2</td> <td>6.06%</td> </tr> <tr> <td>Strongly Disagree</td> <td>0</td> <td>0%</td> </tr> </tbody> </table>	Choice	Number	Percentage	Strongly Agree	9	27.27%	Agree	14	42.42%	Uncertain	8	24.24%	Disagree	2	6.06%	Strongly Disagree	0	0%	<p>Legend: Stron... (Blue), Agree (Red), Unce... (Orange), Disa... (Green)</p>
Choice	Number	Percentage																			
Strongly Agree	9	27.27%																			
Agree	14	42.42%																			
Uncertain	8	24.24%																			
Disagree	2	6.06%																			
Strongly Disagree	0	0%																			
6	The Instructor communicates the subject matter effectively	<table border="1"> <thead> <tr> <th>Choice</th> <th>Number</th> <th>Percentage</th> </tr> </thead> <tbody> <tr> <td>Strongly Agree</td> <td>8</td> <td>24.24%</td> </tr> <tr> <td>Agree</td> <td>15</td> <td>45.45%</td> </tr> <tr> <td>Uncertain</td> <td>6</td> <td>18.18%</td> </tr> <tr> <td>Disagree</td> <td>4</td> <td>12.12%</td> </tr> <tr> <td>Strongly Disagree</td> <td>0</td> <td>0%</td> </tr> </tbody> </table>	Choice	Number	Percentage	Strongly Agree	8	24.24%	Agree	15	45.45%	Uncertain	6	18.18%	Disagree	4	12.12%	Strongly Disagree	0	0%	<p>Legend: Stron... (Blue), Agree (Red), Unce... (Orange), Disa... (Green)</p>
Choice	Number	Percentage																			
Strongly Agree	8	24.24%																			
Agree	15	45.45%																			
Uncertain	6	18.18%																			
Disagree	4	12.12%																			
Strongly Disagree	0	0%																			
7	The Instructor shows respect towards students and encourages class participation	<table border="1"> <thead> <tr> <th>Choice</th> <th>Number</th> <th>Percentage</th> </tr> </thead> <tbody> <tr> <td>Strongly Agree</td> <td>9</td> <td>27.27%</td> </tr> <tr> <td>Agree</td> <td>14</td> <td>42.42%</td> </tr> <tr> <td>Uncertain</td> <td>7</td> <td>21.21%</td> </tr> <tr> <td>Disagree</td> <td>3</td> <td>9.09%</td> </tr> <tr> <td>Strongly Disagree</td> <td>0</td> <td>0%</td> </tr> </tbody> </table>	Choice	Number	Percentage	Strongly Agree	9	27.27%	Agree	14	42.42%	Uncertain	7	21.21%	Disagree	3	9.09%	Strongly Disagree	0	0%	<p>Legend: Stron... (Blue), Agree (Red), Unce... (Orange), Disa... (Green)</p>
Choice	Number	Percentage																			
Strongly Agree	9	27.27%																			
Agree	14	42.42%																			
Uncertain	7	21.21%																			
Disagree	3	9.09%																			
Strongly Disagree	0	0%																			
8	The Instructor maintains an environment that is conducive to learning	<table border="1"> <thead> <tr> <th>Choice</th> <th>Number</th> <th>Percentage</th> </tr> </thead> <tbody> <tr> <td>Strongly Agree</td> <td>10</td> <td>30.3%</td> </tr> <tr> <td>Agree</td> <td>12</td> <td>36.36%</td> </tr> <tr> <td>Uncertain</td> <td>7</td> <td>21.21%</td> </tr> <tr> <td>Disagree</td> <td>4</td> <td>12.12%</td> </tr> <tr> <td>Strongly Disagree</td> <td>0</td> <td>0%</td> </tr> </tbody> </table>	Choice	Number	Percentage	Strongly Agree	10	30.3%	Agree	12	36.36%	Uncertain	7	21.21%	Disagree	4	12.12%	Strongly Disagree	0	0%	<p>Legend: Stron... (Blue), Agree (Red), Unce... (Orange), Disa... (Green)</p>
Choice	Number	Percentage																			
Strongly Agree	10	30.3%																			
Agree	12	36.36%																			
Uncertain	7	21.21%																			
Disagree	4	12.12%																			
Strongly Disagree	0	0%																			
9	The Instructor arrives on time	<table border="1"> <thead> <tr> <th>Choice</th> <th>Number</th> <th>Percentage</th> </tr> </thead> <tbody> <tr> <td>Strongly Agree</td> <td>8</td> <td>24.24%</td> </tr> <tr> <td>Agree</td> <td>15</td> <td>45.45%</td> </tr> <tr> <td>Uncertain</td> <td>7</td> <td>21.21%</td> </tr> <tr> <td>Disagree</td> <td>3</td> <td>9.09%</td> </tr> <tr> <td>Strongly Disagree</td> <td>0</td> <td>0%</td> </tr> </tbody> </table>	Choice	Number	Percentage	Strongly Agree	8	24.24%	Agree	15	45.45%	Uncertain	7	21.21%	Disagree	3	9.09%	Strongly Disagree	0	0%	<p>Legend: Stron... (Blue), Agree (Red), Unce... (Orange), Disa... (Green)</p>
Choice	Number	Percentage																			
Strongly Agree	8	24.24%																			
Agree	15	45.45%																			
Uncertain	7	21.21%																			
Disagree	3	9.09%																			
Strongly Disagree	0	0%																			

10	The Instructor leaves on time	<table border="1"> <thead> <tr> <th>Choice</th> <th>Number</th> <th>Percentage</th> </tr> </thead> <tbody> <tr> <td>Strongly Agree</td> <td>9</td> <td>27.27%</td> </tr> <tr> <td>Agree</td> <td>13</td> <td>39.39%</td> </tr> <tr> <td>Uncertain</td> <td>7</td> <td>21.21%</td> </tr> <tr> <td>Disagree</td> <td>4</td> <td>12.12%</td> </tr> <tr> <td>Strongly Disagree</td> <td>0</td> <td>0%</td> </tr> </tbody> </table>	Choice	Number	Percentage	Strongly Agree	9	27.27%	Agree	13	39.39%	Uncertain	7	21.21%	Disagree	4	12.12%	Strongly Disagree	0	0%	 <ul style="list-style-type: none"> ● Stron... ● Agree ● Unce... ● Disa...
Choice	Number	Percentage																			
Strongly Agree	9	27.27%																			
Agree	13	39.39%																			
Uncertain	7	21.21%																			
Disagree	4	12.12%																			
Strongly Disagree	0	0%																			
11	The Instructor is fair in examination	<table border="1"> <thead> <tr> <th>Choice</th> <th>Number</th> <th>Percentage</th> </tr> </thead> <tbody> <tr> <td>Strongly Agree</td> <td>8</td> <td>24.24%</td> </tr> <tr> <td>Agree</td> <td>13</td> <td>39.39%</td> </tr> <tr> <td>Uncertain</td> <td>9</td> <td>27.27%</td> </tr> <tr> <td>Disagree</td> <td>3</td> <td>9.09%</td> </tr> <tr> <td>Strongly Disagree</td> <td>0</td> <td>0%</td> </tr> </tbody> </table>	Choice	Number	Percentage	Strongly Agree	8	24.24%	Agree	13	39.39%	Uncertain	9	27.27%	Disagree	3	9.09%	Strongly Disagree	0	0%	 <ul style="list-style-type: none"> ● Stron... ● Agree ● Unce... ● Disa...
Choice	Number	Percentage																			
Strongly Agree	8	24.24%																			
Agree	13	39.39%																			
Uncertain	9	27.27%																			
Disagree	3	9.09%																			
Strongly Disagree	0	0%																			
12	The Instructor returns the graded scripts etc. in a reasonable amount of time	<table border="1"> <thead> <tr> <th>Choice</th> <th>Number</th> <th>Percentage</th> </tr> </thead> <tbody> <tr> <td>Strongly Agree</td> <td>9</td> <td>27.27%</td> </tr> <tr> <td>Agree</td> <td>12</td> <td>36.36%</td> </tr> <tr> <td>Uncertain</td> <td>8</td> <td>24.24%</td> </tr> <tr> <td>Disagree</td> <td>4</td> <td>12.12%</td> </tr> <tr> <td>Strongly Disagree</td> <td>0</td> <td>0%</td> </tr> </tbody> </table>	Choice	Number	Percentage	Strongly Agree	9	27.27%	Agree	12	36.36%	Uncertain	8	24.24%	Disagree	4	12.12%	Strongly Disagree	0	0%	 <ul style="list-style-type: none"> ● Stron... ● Agree ● Unce... ● Disa...
Choice	Number	Percentage																			
Strongly Agree	9	27.27%																			
Agree	12	36.36%																			
Uncertain	8	24.24%																			
Disagree	4	12.12%																			
Strongly Disagree	0	0%																			
13	The Instructor was available during the specified office hours and for after class consultations	<table border="1"> <thead> <tr> <th>Choice</th> <th>Number</th> <th>Percentage</th> </tr> </thead> <tbody> <tr> <td>Strongly Agree</td> <td>8</td> <td>24.24%</td> </tr> <tr> <td>Agree</td> <td>14</td> <td>42.42%</td> </tr> <tr> <td>Uncertain</td> <td>7</td> <td>21.21%</td> </tr> <tr> <td>Disagree</td> <td>4</td> <td>12.12%</td> </tr> <tr> <td>Strongly Disagree</td> <td>0</td> <td>0%</td> </tr> </tbody> </table>	Choice	Number	Percentage	Strongly Agree	8	24.24%	Agree	14	42.42%	Uncertain	7	21.21%	Disagree	4	12.12%	Strongly Disagree	0	0%	 <ul style="list-style-type: none"> ● Stron... ● Agree ● Unce... ● Disa...
Choice	Number	Percentage																			
Strongly Agree	8	24.24%																			
Agree	14	42.42%																			
Uncertain	7	21.21%																			
Disagree	4	12.12%																			
Strongly Disagree	0	0%																			
14	The Subject matter presented in the course has increased your knowledge of the subject	<table border="1"> <thead> <tr> <th>Choice</th> <th>Number</th> <th>Percentage</th> </tr> </thead> <tbody> <tr> <td>Strongly Agree</td> <td>9</td> <td>27.27%</td> </tr> <tr> <td>Agree</td> <td>13</td> <td>39.39%</td> </tr> <tr> <td>Uncertain</td> <td>7</td> <td>21.21%</td> </tr> <tr> <td>Disagree</td> <td>4</td> <td>12.12%</td> </tr> <tr> <td>Strongly Disagree</td> <td>0</td> <td>0%</td> </tr> </tbody> </table>	Choice	Number	Percentage	Strongly Agree	9	27.27%	Agree	13	39.39%	Uncertain	7	21.21%	Disagree	4	12.12%	Strongly Disagree	0	0%	 <ul style="list-style-type: none"> ● Stron... ● Agree ● Unce... ● Disa...
Choice	Number	Percentage																			
Strongly Agree	9	27.27%																			
Agree	13	39.39%																			
Uncertain	7	21.21%																			
Disagree	4	12.12%																			
Strongly Disagree	0	0%																			

15	The syllabus clearly states course objectives requirements, procedures and grading criteria	Choice	Number	Percentage	 <ul style="list-style-type: none"> ● Stron... ● Agree ● Unce... ● Disa...
		Strongly Agree	7	21.21%	
		Agree	14	42.42%	
		Uncertain	9	27.27%	
		Disagree	3	9.09%	
		Strongly Disagree	0	0%	

16	The course integrates theoretical course concepts with real-world applications	Choice	Number	Percentage	 <ul style="list-style-type: none"> ● Stron... ● Agree ● Unce... ● Disa... ● Stron...
		Strongly Agree	9	27.27%	
		Agree	13	39.39%	
		Uncertain	6	18.18%	
		Disagree	4	12.12%	
		Strongly Disagree	1	3.03%	

17	The assignments and exams covered the materials presented in the course	Choice	Number	Percentage	 <ul style="list-style-type: none"> ● Stron... ● Agree ● Unce... ● Disa... ● Stron...
		Strongly Agree	7	21.21%	
		Agree	15	45.45%	
		Uncertain	7	21.21%	
		Disagree	3	9.09%	
		Strongly Disagree	1	3.03%	

18	The course material is modern and updated	Choice	Number	Percentage	 <ul style="list-style-type: none"> ● Stron... ● Agree ● Unce... ● Disa... ● Stron...
		Strongly Agree	9	27.27%	
		Agree	13	39.39%	
		Uncertain	7	21.21%	
		Disagree	3	9.09%	
		Strongly Disagree	1	3.03%	

<p>Teachers Comment</p> <p>fff vg good teacher no teacher available after mid course is incomplete The instructor was good. after mid term he take only one class Good teacher The teacher has not taken the class after the mid term examination very bed because he not taken the class I am not happy to This teacher intermediate I have not seeing this teacher in during class timing Da kam u dai satisfactory</p>	<p>Course Comment</p> <p>very important course for civil students not much khnown about this subject cos no teacher available very important course informative The course have completed. course is too good Course not fully covered course incomplete The course is incomplete incomplete Dnt knw him</p>
--	---