

Course Evaluation - Program: 0278

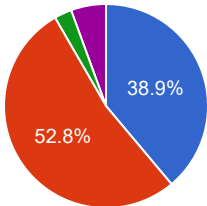
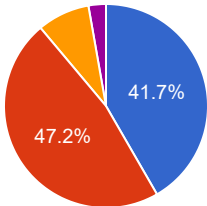
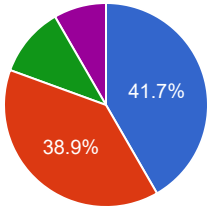
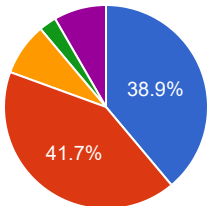
Teacher Name: SHERAZ ABBAS		Course ID: CT-107 Course Title: Applied Mechanics		Session: 2018 Fall																			
Shift: Weekend -- Section: A		Total Strength: 107		Attempted: 37																			
S.No	Question	Opinions			Chart																		
1	The course objectives were clear	<table border="1"> <thead> <tr> <th>Choice</th> <th>Number</th> <th>Percentage</th> </tr> </thead> <tbody> <tr> <td>Strongly Agree</td> <td>14</td> <td>37.84%</td> </tr> <tr> <td>Agree</td> <td>17</td> <td>45.95%</td> </tr> <tr> <td>Uncertain</td> <td>2</td> <td>5.41%</td> </tr> <tr> <td>Disagree</td> <td>0</td> <td>0%</td> </tr> <tr> <td>Strongly Disagree</td> <td>3</td> <td>8.11%</td> </tr> </tbody> </table>	Choice	Number	Percentage	Strongly Agree	14	37.84%	Agree	17	45.95%	Uncertain	2	5.41%	Disagree	0	0%	Strongly Disagree	3	8.11%			
Choice	Number	Percentage																					
Strongly Agree	14	37.84%																					
Agree	17	45.95%																					
Uncertain	2	5.41%																					
Disagree	0	0%																					
Strongly Disagree	3	8.11%																					
2	The Course workload was manageable	<table border="1"> <thead> <tr> <th>Choice</th> <th>Number</th> <th>Percentage</th> </tr> </thead> <tbody> <tr> <td>Strongly Agree</td> <td>11</td> <td>29.73%</td> </tr> <tr> <td>Agree</td> <td>17</td> <td>45.95%</td> </tr> <tr> <td>Uncertain</td> <td>3</td> <td>8.11%</td> </tr> <tr> <td>Disagree</td> <td>1</td> <td>2.7%</td> </tr> <tr> <td>Strongly Disagree</td> <td>4</td> <td>10.81%</td> </tr> </tbody> </table>	Choice	Number	Percentage	Strongly Agree	11	29.73%	Agree	17	45.95%	Uncertain	3	8.11%	Disagree	1	2.7%	Strongly Disagree	4	10.81%			
Choice	Number	Percentage																					
Strongly Agree	11	29.73%																					
Agree	17	45.95%																					
Uncertain	3	8.11%																					
Disagree	1	2.7%																					
Strongly Disagree	4	10.81%																					
3	The Course was well organized (e.g. timely access to materials, notification of changes, etc.)	<table border="1"> <thead> <tr> <th>Choice</th> <th>Number</th> <th>Percentage</th> </tr> </thead> <tbody> <tr> <td>Strongly Agree</td> <td>13</td> <td>35.14%</td> </tr> <tr> <td>Agree</td> <td>14</td> <td>37.84%</td> </tr> <tr> <td>Uncertain</td> <td>4</td> <td>10.81%</td> </tr> <tr> <td>Disagree</td> <td>1</td> <td>2.7%</td> </tr> <tr> <td>Strongly Disagree</td> <td>4</td> <td>10.81%</td> </tr> </tbody> </table>	Choice	Number	Percentage	Strongly Agree	13	35.14%	Agree	14	37.84%	Uncertain	4	10.81%	Disagree	1	2.7%	Strongly Disagree	4	10.81%			
Choice	Number	Percentage																					
Strongly Agree	13	35.14%																					
Agree	14	37.84%																					
Uncertain	4	10.81%																					
Disagree	1	2.7%																					
Strongly Disagree	4	10.81%																					
4	I participated actively in the Course	<table border="1"> <thead> <tr> <th>Choice</th> <th>Number</th> <th>Percentage</th> </tr> </thead> <tbody> <tr> <td>Strongly Agree</td> <td>18</td> <td>48.65%</td> </tr> <tr> <td>Agree</td> <td>12</td> <td>32.43%</td> </tr> <tr> <td>Uncertain</td> <td>1</td> <td>2.7%</td> </tr> <tr> <td>Disagree</td> <td>3</td> <td>8.11%</td> </tr> <tr> <td>Strongly Disagree</td> <td>2</td> <td>5.41%</td> </tr> </tbody> </table>	Choice	Number	Percentage	Strongly Agree	18	48.65%	Agree	12	32.43%	Uncertain	1	2.7%	Disagree	3	8.11%	Strongly Disagree	2	5.41%			
Choice	Number	Percentage																					
Strongly Agree	18	48.65%																					
Agree	12	32.43%																					
Uncertain	1	2.7%																					
Disagree	3	8.11%																					
Strongly Disagree	2	5.41%																					

5	I think I have made progress in this Course	<table border="1"> <thead> <tr> <th>Choice</th> <th>Number</th> <th>Percentage</th> </tr> </thead> <tbody> <tr> <td>Strongly Agree</td> <td>13</td> <td>35.14%</td> </tr> <tr> <td>Agree</td> <td>13</td> <td>35.14%</td> </tr> <tr> <td>Uncertain</td> <td>6</td> <td>16.22%</td> </tr> <tr> <td>Disagree</td> <td>2</td> <td>5.41%</td> </tr> <tr> <td>Strongly Disagree</td> <td>2</td> <td>5.41%</td> </tr> </tbody> </table>	Choice	Number	Percentage	Strongly Agree	13	35.14%	Agree	13	35.14%	Uncertain	6	16.22%	Disagree	2	5.41%	Strongly Disagree	2	5.41%	
Choice	Number	Percentage																			
Strongly Agree	13	35.14%																			
Agree	13	35.14%																			
Uncertain	6	16.22%																			
Disagree	2	5.41%																			
Strongly Disagree	2	5.41%																			
6	I think the Course was well structured to achieve the learning outcomes (there was a good balance of lectures, tutorials, practical etc.)	<table border="1"> <thead> <tr> <th>Choice</th> <th>Number</th> <th>Percentage</th> </tr> </thead> <tbody> <tr> <td>Strongly Agree</td> <td>15</td> <td>40.54%</td> </tr> <tr> <td>Agree</td> <td>13</td> <td>35.14%</td> </tr> <tr> <td>Uncertain</td> <td>1</td> <td>2.7%</td> </tr> <tr> <td>Disagree</td> <td>3</td> <td>8.11%</td> </tr> <tr> <td>Strongly Disagree</td> <td>4</td> <td>10.81%</td> </tr> </tbody> </table>	Choice	Number	Percentage	Strongly Agree	15	40.54%	Agree	13	35.14%	Uncertain	1	2.7%	Disagree	3	8.11%	Strongly Disagree	4	10.81%	
Choice	Number	Percentage																			
Strongly Agree	15	40.54%																			
Agree	13	35.14%																			
Uncertain	1	2.7%																			
Disagree	3	8.11%																			
Strongly Disagree	4	10.81%																			
7	The learning and teaching methods encouraged participation	<table border="1"> <thead> <tr> <th>Choice</th> <th>Number</th> <th>Percentage</th> </tr> </thead> <tbody> <tr> <td>Strongly Agree</td> <td>14</td> <td>37.84%</td> </tr> <tr> <td>Agree</td> <td>13</td> <td>35.14%</td> </tr> <tr> <td>Uncertain</td> <td>5</td> <td>13.51%</td> </tr> <tr> <td>Disagree</td> <td>0</td> <td>0%</td> </tr> <tr> <td>Strongly Disagree</td> <td>4</td> <td>10.81%</td> </tr> </tbody> </table>	Choice	Number	Percentage	Strongly Agree	14	37.84%	Agree	13	35.14%	Uncertain	5	13.51%	Disagree	0	0%	Strongly Disagree	4	10.81%	
Choice	Number	Percentage																			
Strongly Agree	14	37.84%																			
Agree	13	35.14%																			
Uncertain	5	13.51%																			
Disagree	0	0%																			
Strongly Disagree	4	10.81%																			
8	The overall environment in the class was conducive to learning	<table border="1"> <thead> <tr> <th>Choice</th> <th>Number</th> <th>Percentage</th> </tr> </thead> <tbody> <tr> <td>Strongly Agree</td> <td>15</td> <td>40.54%</td> </tr> <tr> <td>Agree</td> <td>15</td> <td>40.54%</td> </tr> <tr> <td>Uncertain</td> <td>3</td> <td>8.11%</td> </tr> <tr> <td>Disagree</td> <td>1</td> <td>2.7%</td> </tr> <tr> <td>Strongly Disagree</td> <td>2</td> <td>5.41%</td> </tr> </tbody> </table>	Choice	Number	Percentage	Strongly Agree	15	40.54%	Agree	15	40.54%	Uncertain	3	8.11%	Disagree	1	2.7%	Strongly Disagree	2	5.41%	
Choice	Number	Percentage																			
Strongly Agree	15	40.54%																			
Agree	15	40.54%																			
Uncertain	3	8.11%																			
Disagree	1	2.7%																			
Strongly Disagree	2	5.41%																			
9	Classrooms were satisfactory	<table border="1"> <thead> <tr> <th>Choice</th> <th>Number</th> <th>Percentage</th> </tr> </thead> <tbody> <tr> <td>Strongly Agree</td> <td>14</td> <td>37.84%</td> </tr> <tr> <td>Agree</td> <td>15</td> <td>40.54%</td> </tr> <tr> <td>Uncertain</td> <td>4</td> <td>10.81%</td> </tr> <tr> <td>Disagree</td> <td>1</td> <td>2.7%</td> </tr> <tr> <td>Strongly Disagree</td> <td>2</td> <td>5.41%</td> </tr> </tbody> </table>	Choice	Number	Percentage	Strongly Agree	14	37.84%	Agree	15	40.54%	Uncertain	4	10.81%	Disagree	1	2.7%	Strongly Disagree	2	5.41%	
Choice	Number	Percentage																			
Strongly Agree	14	37.84%																			
Agree	15	40.54%																			
Uncertain	4	10.81%																			
Disagree	1	2.7%																			
Strongly Disagree	2	5.41%																			

10	Learning materials (Lesson Plans, Course Notes etc.) were relevant and useful	<table border="1"> <thead> <tr> <th>Choice</th> <th>Number</th> <th>Percentage</th> </tr> </thead> <tbody> <tr> <td>Strongly Agree</td> <td>15</td> <td>40.54%</td> </tr> <tr> <td>Agree</td> <td>16</td> <td>43.24%</td> </tr> <tr> <td>Uncertain</td> <td>2</td> <td>5.41%</td> </tr> <tr> <td>Disagree</td> <td>1</td> <td>2.7%</td> </tr> <tr> <td>Strongly Disagree</td> <td>2</td> <td>5.41%</td> </tr> </tbody> </table>	Choice	Number	Percentage	Strongly Agree	15	40.54%	Agree	16	43.24%	Uncertain	2	5.41%	Disagree	1	2.7%	Strongly Disagree	2	5.41%	<p>44.4% 41.7%</p> <ul style="list-style-type: none"> Strongly Agree Agree Uncertain Disagree Strongly Disagree
Choice	Number	Percentage																			
Strongly Agree	15	40.54%																			
Agree	16	43.24%																			
Uncertain	2	5.41%																			
Disagree	1	2.7%																			
Strongly Disagree	2	5.41%																			
11	Recommended reading Books etc. were relevant and appropriate	<table border="1"> <thead> <tr> <th>Choice</th> <th>Number</th> <th>Percentage</th> </tr> </thead> <tbody> <tr> <td>Strongly Agree</td> <td>13</td> <td>35.14%</td> </tr> <tr> <td>Agree</td> <td>19</td> <td>51.35%</td> </tr> <tr> <td>Uncertain</td> <td>2</td> <td>5.41%</td> </tr> <tr> <td>Disagree</td> <td>1</td> <td>2.7%</td> </tr> <tr> <td>Strongly Disagree</td> <td>1</td> <td>2.7%</td> </tr> </tbody> </table>	Choice	Number	Percentage	Strongly Agree	13	35.14%	Agree	19	51.35%	Uncertain	2	5.41%	Disagree	1	2.7%	Strongly Disagree	1	2.7%	<p>36.1% 52.8%</p> <ul style="list-style-type: none"> Strongly Agree Agree Uncertain Disagree Strongly Disagree
Choice	Number	Percentage																			
Strongly Agree	13	35.14%																			
Agree	19	51.35%																			
Uncertain	2	5.41%																			
Disagree	1	2.7%																			
Strongly Disagree	1	2.7%																			
12	The provision of learning resources in the library was adequate and appropriate	<table border="1"> <thead> <tr> <th>Choice</th> <th>Number</th> <th>Percentage</th> </tr> </thead> <tbody> <tr> <td>Strongly Agree</td> <td>17</td> <td>45.95%</td> </tr> <tr> <td>Agree</td> <td>14</td> <td>37.84%</td> </tr> <tr> <td>Uncertain</td> <td>1</td> <td>2.7%</td> </tr> <tr> <td>Disagree</td> <td>1</td> <td>2.7%</td> </tr> <tr> <td>Strongly Disagree</td> <td>3</td> <td>8.11%</td> </tr> </tbody> </table>	Choice	Number	Percentage	Strongly Agree	17	45.95%	Agree	14	37.84%	Uncertain	1	2.7%	Disagree	1	2.7%	Strongly Disagree	3	8.11%	<p>47.2% 38.9%</p> <ul style="list-style-type: none"> Strongly Agree Agree Uncertain Disagree Strongly Disagree
Choice	Number	Percentage																			
Strongly Agree	17	45.95%																			
Agree	14	37.84%																			
Uncertain	1	2.7%																			
Disagree	1	2.7%																			
Strongly Disagree	3	8.11%																			
13	The provision of learning resources on the Web was adequate and appropriate (if relevant)	<table border="1"> <thead> <tr> <th>Choice</th> <th>Number</th> <th>Percentage</th> </tr> </thead> <tbody> <tr> <td>Strongly Agree</td> <td>13</td> <td>35.14%</td> </tr> <tr> <td>Agree</td> <td>19</td> <td>51.35%</td> </tr> <tr> <td>Uncertain</td> <td>1</td> <td>2.7%</td> </tr> <tr> <td>Disagree</td> <td>1</td> <td>2.7%</td> </tr> <tr> <td>Strongly Disagree</td> <td>2</td> <td>5.41%</td> </tr> </tbody> </table>	Choice	Number	Percentage	Strongly Agree	13	35.14%	Agree	19	51.35%	Uncertain	1	2.7%	Disagree	1	2.7%	Strongly Disagree	2	5.41%	<p>36.1% 52.8%</p> <ul style="list-style-type: none"> Strongly Agree Agree Uncertain Disagree Strongly Disagree
Choice	Number	Percentage																			
Strongly Agree	13	35.14%																			
Agree	19	51.35%																			
Uncertain	1	2.7%																			
Disagree	1	2.7%																			
Strongly Disagree	2	5.41%																			
14	The Course stimulated my interest and thought on the subject area	<table border="1"> <thead> <tr> <th>Choice</th> <th>Number</th> <th>Percentage</th> </tr> </thead> <tbody> <tr> <td>Strongly Agree</td> <td>14</td> <td>37.84%</td> </tr> <tr> <td>Agree</td> <td>18</td> <td>48.65%</td> </tr> <tr> <td>Uncertain</td> <td>1</td> <td>2.7%</td> </tr> <tr> <td>Disagree</td> <td>2</td> <td>5.41%</td> </tr> <tr> <td>Strongly Disagree</td> <td>1</td> <td>2.7%</td> </tr> </tbody> </table>	Choice	Number	Percentage	Strongly Agree	14	37.84%	Agree	18	48.65%	Uncertain	1	2.7%	Disagree	2	5.41%	Strongly Disagree	1	2.7%	<p>38.9% 50%</p> <ul style="list-style-type: none"> Strongly Agree Agree Uncertain Disagree Strongly Disagree
Choice	Number	Percentage																			
Strongly Agree	14	37.84%																			
Agree	18	48.65%																			
Uncertain	1	2.7%																			
Disagree	2	5.41%																			
Strongly Disagree	1	2.7%																			

15	The pace of the Course was appropriate	<table border="1"> <thead> <tr> <th>Choice</th> <th>Number</th> <th>Percentage</th> </tr> </thead> <tbody> <tr> <td>Strongly Agree</td> <td>14</td> <td>37.84%</td> </tr> <tr> <td>Agree</td> <td>17</td> <td>45.95%</td> </tr> <tr> <td>Uncertain</td> <td>1</td> <td>2.7%</td> </tr> <tr> <td>Disagree</td> <td>3</td> <td>8.11%</td> </tr> <tr> <td>Strongly Disagree</td> <td>1</td> <td>2.7%</td> </tr> </tbody> </table>	Choice	Number	Percentage	Strongly Agree	14	37.84%	Agree	17	45.95%	Uncertain	1	2.7%	Disagree	3	8.11%	Strongly Disagree	1	2.7%	<p>Legend: Strongly Agree (Blue), Agree (Red), Uncertain (Yellow), Disagree (Green), Strongly Disagree (Purple)</p>
Choice	Number	Percentage																			
Strongly Agree	14	37.84%																			
Agree	17	45.95%																			
Uncertain	1	2.7%																			
Disagree	3	8.11%																			
Strongly Disagree	1	2.7%																			
16	Ideas and concepts were presented clearly	<table border="1"> <thead> <tr> <th>Choice</th> <th>Number</th> <th>Percentage</th> </tr> </thead> <tbody> <tr> <td>Strongly Agree</td> <td>14</td> <td>37.84%</td> </tr> <tr> <td>Agree</td> <td>15</td> <td>40.54%</td> </tr> <tr> <td>Uncertain</td> <td>0</td> <td>0%</td> </tr> <tr> <td>Disagree</td> <td>2</td> <td>5.41%</td> </tr> <tr> <td>Strongly Disagree</td> <td>5</td> <td>13.51%</td> </tr> </tbody> </table>	Choice	Number	Percentage	Strongly Agree	14	37.84%	Agree	15	40.54%	Uncertain	0	0%	Disagree	2	5.41%	Strongly Disagree	5	13.51%	<p>Legend: Strongly Agree (Blue), Agree (Red), Disagree (Green), Strongly Disagree (Purple)</p>
Choice	Number	Percentage																			
Strongly Agree	14	37.84%																			
Agree	15	40.54%																			
Uncertain	0	0%																			
Disagree	2	5.41%																			
Strongly Disagree	5	13.51%																			
17	The method of assessment were reasonable	<table border="1"> <thead> <tr> <th>Choice</th> <th>Number</th> <th>Percentage</th> </tr> </thead> <tbody> <tr> <td>Strongly Agree</td> <td>16</td> <td>43.24%</td> </tr> <tr> <td>Agree</td> <td>16</td> <td>43.24%</td> </tr> <tr> <td>Uncertain</td> <td>0</td> <td>0%</td> </tr> <tr> <td>Disagree</td> <td>3</td> <td>8.11%</td> </tr> <tr> <td>Strongly Disagree</td> <td>1</td> <td>2.7%</td> </tr> </tbody> </table>	Choice	Number	Percentage	Strongly Agree	16	43.24%	Agree	16	43.24%	Uncertain	0	0%	Disagree	3	8.11%	Strongly Disagree	1	2.7%	<p>Legend: Strongly Agree (Blue), Agree (Red), Disagree (Green), Strongly Disagree (Purple)</p>
Choice	Number	Percentage																			
Strongly Agree	16	43.24%																			
Agree	16	43.24%																			
Uncertain	0	0%																			
Disagree	3	8.11%																			
Strongly Disagree	1	2.7%																			
18	Feedback on assessment was timely	<table border="1"> <thead> <tr> <th>Choice</th> <th>Number</th> <th>Percentage</th> </tr> </thead> <tbody> <tr> <td>Strongly Agree</td> <td>19</td> <td>51.35%</td> </tr> <tr> <td>Agree</td> <td>13</td> <td>35.14%</td> </tr> <tr> <td>Uncertain</td> <td>1</td> <td>2.7%</td> </tr> <tr> <td>Disagree</td> <td>3</td> <td>8.11%</td> </tr> <tr> <td>Strongly Disagree</td> <td>0</td> <td>0%</td> </tr> </tbody> </table>	Choice	Number	Percentage	Strongly Agree	19	51.35%	Agree	13	35.14%	Uncertain	1	2.7%	Disagree	3	8.11%	Strongly Disagree	0	0%	<p>Legend: Strongly Agree (Blue), Agree (Red), Uncertain (Yellow), Disagree (Green)</p>
Choice	Number	Percentage																			
Strongly Agree	19	51.35%																			
Agree	13	35.14%																			
Uncertain	1	2.7%																			
Disagree	3	8.11%																			
Strongly Disagree	0	0%																			
19	Feedback on assessment was helpful	<table border="1"> <thead> <tr> <th>Choice</th> <th>Number</th> <th>Percentage</th> </tr> </thead> <tbody> <tr> <td>Strongly Agree</td> <td>16</td> <td>43.24%</td> </tr> <tr> <td>Agree</td> <td>12</td> <td>32.43%</td> </tr> <tr> <td>Uncertain</td> <td>2</td> <td>5.41%</td> </tr> <tr> <td>Disagree</td> <td>1</td> <td>2.7%</td> </tr> <tr> <td>Strongly Disagree</td> <td>5</td> <td>13.51%</td> </tr> </tbody> </table>	Choice	Number	Percentage	Strongly Agree	16	43.24%	Agree	12	32.43%	Uncertain	2	5.41%	Disagree	1	2.7%	Strongly Disagree	5	13.51%	<p>Legend: Strongly Agree (Blue), Agree (Red), Uncertain (Yellow), Disagree (Green), Strongly Disagree (Purple)</p>
Choice	Number	Percentage																			
Strongly Agree	16	43.24%																			
Agree	12	32.43%																			
Uncertain	2	5.41%																			
Disagree	1	2.7%																			
Strongly Disagree	5	13.51%																			

20	I understood the lectures	<table border="1"> <thead> <tr> <th>Choice</th> <th>Number</th> <th>Percentage</th> </tr> </thead> <tbody> <tr> <td>Strongly Agree</td> <td>14</td> <td>37.84%</td> </tr> <tr> <td>Agree</td> <td>13</td> <td>35.14%</td> </tr> <tr> <td>Uncertain</td> <td>1</td> <td>2.7%</td> </tr> <tr> <td>Disagree</td> <td>4</td> <td>10.81%</td> </tr> <tr> <td>Strongly Disagree</td> <td>4</td> <td>10.81%</td> </tr> </tbody> </table>	Choice	Number	Percentage	Strongly Agree	14	37.84%	Agree	13	35.14%	Uncertain	1	2.7%	Disagree	4	10.81%	Strongly Disagree	4	10.81%	<p>Legend: Strongly Agree (Blue), Agree (Red), Uncertain (Yellow), Disagree (Green), Strongly Disagree (Purple)</p>
Choice	Number	Percentage																			
Strongly Agree	14	37.84%																			
Agree	13	35.14%																			
Uncertain	1	2.7%																			
Disagree	4	10.81%																			
Strongly Disagree	4	10.81%																			
21	The material was well organized and presented	<table border="1"> <thead> <tr> <th>Choice</th> <th>Number</th> <th>Percentage</th> </tr> </thead> <tbody> <tr> <td>Strongly Agree</td> <td>15</td> <td>40.54%</td> </tr> <tr> <td>Agree</td> <td>15</td> <td>40.54%</td> </tr> <tr> <td>Uncertain</td> <td>2</td> <td>5.41%</td> </tr> <tr> <td>Disagree</td> <td>2</td> <td>5.41%</td> </tr> <tr> <td>Strongly Disagree</td> <td>2</td> <td>5.41%</td> </tr> </tbody> </table>	Choice	Number	Percentage	Strongly Agree	15	40.54%	Agree	15	40.54%	Uncertain	2	5.41%	Disagree	2	5.41%	Strongly Disagree	2	5.41%	<p>Legend: Strongly Agree (Blue), Agree (Red), Uncertain (Yellow), Disagree (Green), Strongly Disagree (Purple)</p>
Choice	Number	Percentage																			
Strongly Agree	15	40.54%																			
Agree	15	40.54%																			
Uncertain	2	5.41%																			
Disagree	2	5.41%																			
Strongly Disagree	2	5.41%																			
22	The instructor was responsive to student needs and problems	<table border="1"> <thead> <tr> <th>Choice</th> <th>Number</th> <th>Percentage</th> </tr> </thead> <tbody> <tr> <td>Strongly Agree</td> <td>14</td> <td>37.84%</td> </tr> <tr> <td>Agree</td> <td>16</td> <td>43.24%</td> </tr> <tr> <td>Uncertain</td> <td>2</td> <td>5.41%</td> </tr> <tr> <td>Disagree</td> <td>2</td> <td>5.41%</td> </tr> <tr> <td>Strongly Disagree</td> <td>2</td> <td>5.41%</td> </tr> </tbody> </table>	Choice	Number	Percentage	Strongly Agree	14	37.84%	Agree	16	43.24%	Uncertain	2	5.41%	Disagree	2	5.41%	Strongly Disagree	2	5.41%	<p>Legend: Strongly Agree (Blue), Agree (Red), Uncertain (Yellow), Disagree (Green), Strongly Disagree (Purple)</p>
Choice	Number	Percentage																			
Strongly Agree	14	37.84%																			
Agree	16	43.24%																			
Uncertain	2	5.41%																			
Disagree	2	5.41%																			
Strongly Disagree	2	5.41%																			
23	Had the instructor been regular throughout the course	<table border="1"> <thead> <tr> <th>Choice</th> <th>Number</th> <th>Percentage</th> </tr> </thead> <tbody> <tr> <td>Strongly Agree</td> <td>16</td> <td>43.24%</td> </tr> <tr> <td>Agree</td> <td>17</td> <td>45.95%</td> </tr> <tr> <td>Uncertain</td> <td>2</td> <td>5.41%</td> </tr> <tr> <td>Disagree</td> <td>0</td> <td>0%</td> </tr> <tr> <td>Strongly Disagree</td> <td>1</td> <td>2.7%</td> </tr> </tbody> </table>	Choice	Number	Percentage	Strongly Agree	16	43.24%	Agree	17	45.95%	Uncertain	2	5.41%	Disagree	0	0%	Strongly Disagree	1	2.7%	<p>Legend: Strongly Agree (Blue), Agree (Red), Uncertain (Yellow), Strongly Disagree (Purple)</p>
Choice	Number	Percentage																			
Strongly Agree	16	43.24%																			
Agree	17	45.95%																			
Uncertain	2	5.41%																			
Disagree	0	0%																			
Strongly Disagree	1	2.7%																			
24	The material in the tutorials was useful	<table border="1"> <thead> <tr> <th>Choice</th> <th>Number</th> <th>Percentage</th> </tr> </thead> <tbody> <tr> <td>Strongly Agree</td> <td>15</td> <td>40.54%</td> </tr> <tr> <td>Agree</td> <td>16</td> <td>43.24%</td> </tr> <tr> <td>Uncertain</td> <td>2</td> <td>5.41%</td> </tr> <tr> <td>Disagree</td> <td>1</td> <td>2.7%</td> </tr> <tr> <td>Strongly Disagree</td> <td>2</td> <td>5.41%</td> </tr> </tbody> </table>	Choice	Number	Percentage	Strongly Agree	15	40.54%	Agree	16	43.24%	Uncertain	2	5.41%	Disagree	1	2.7%	Strongly Disagree	2	5.41%	<p>Legend: Strongly Agree (Blue), Agree (Red), Uncertain (Yellow), Disagree (Green), Strongly Disagree (Purple)</p>
Choice	Number	Percentage																			
Strongly Agree	15	40.54%																			
Agree	16	43.24%																			
Uncertain	2	5.41%																			
Disagree	1	2.7%																			
Strongly Disagree	2	5.41%																			

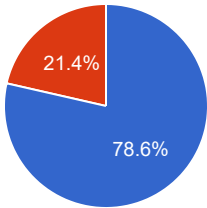
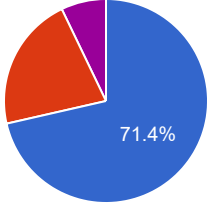
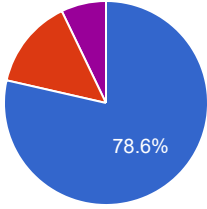
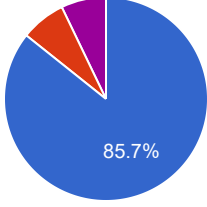
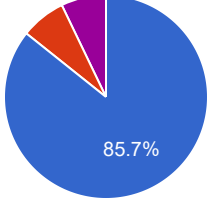
25	I was happy with the amount of work needed for tutorials	<table border="1"> <thead> <tr> <th>Choice</th> <th>Number</th> <th>Percentage</th> </tr> </thead> <tbody> <tr> <td>Strongly Agree</td> <td>14</td> <td>37.84%</td> </tr> <tr> <td>Agree</td> <td>19</td> <td>51.35%</td> </tr> <tr> <td>Uncertain</td> <td>0</td> <td>0%</td> </tr> <tr> <td>Disagree</td> <td>1</td> <td>2.7%</td> </tr> <tr> <td>Strongly Disagree</td> <td>2</td> <td>5.41%</td> </tr> </tbody> </table>	Choice	Number	Percentage	Strongly Agree	14	37.84%	Agree	19	51.35%	Uncertain	0	0%	Disagree	1	2.7%	Strongly Disagree	2	5.41%	 <ul style="list-style-type: none"> ● Stron... ● Agree ● Disa... ● Stron...
Choice	Number	Percentage																			
Strongly Agree	14	37.84%																			
Agree	19	51.35%																			
Uncertain	0	0%																			
Disagree	1	2.7%																			
Strongly Disagree	2	5.41%																			
26	The tutor dealt effectively with my problems	<table border="1"> <thead> <tr> <th>Choice</th> <th>Number</th> <th>Percentage</th> </tr> </thead> <tbody> <tr> <td>Strongly Agree</td> <td>15</td> <td>40.54%</td> </tr> <tr> <td>Agree</td> <td>17</td> <td>45.95%</td> </tr> <tr> <td>Uncertain</td> <td>3</td> <td>8.11%</td> </tr> <tr> <td>Disagree</td> <td>0</td> <td>0%</td> </tr> <tr> <td>Strongly Disagree</td> <td>1</td> <td>2.7%</td> </tr> </tbody> </table>	Choice	Number	Percentage	Strongly Agree	15	40.54%	Agree	17	45.95%	Uncertain	3	8.11%	Disagree	0	0%	Strongly Disagree	1	2.7%	 <ul style="list-style-type: none"> ● Stron... ● Agree ● Unce... ● Stron...
Choice	Number	Percentage																			
Strongly Agree	15	40.54%																			
Agree	17	45.95%																			
Uncertain	3	8.11%																			
Disagree	0	0%																			
Strongly Disagree	1	2.7%																			
27	The material in the practicals was useful	<table border="1"> <thead> <tr> <th>Choice</th> <th>Number</th> <th>Percentage</th> </tr> </thead> <tbody> <tr> <td>Strongly Agree</td> <td>15</td> <td>40.54%</td> </tr> <tr> <td>Agree</td> <td>14</td> <td>37.84%</td> </tr> <tr> <td>Uncertain</td> <td>0</td> <td>0%</td> </tr> <tr> <td>Disagree</td> <td>4</td> <td>10.81%</td> </tr> <tr> <td>Strongly Disagree</td> <td>3</td> <td>8.11%</td> </tr> </tbody> </table>	Choice	Number	Percentage	Strongly Agree	15	40.54%	Agree	14	37.84%	Uncertain	0	0%	Disagree	4	10.81%	Strongly Disagree	3	8.11%	 <ul style="list-style-type: none"> ● Stron... ● Agree ● Disa... ● Stron...
Choice	Number	Percentage																			
Strongly Agree	15	40.54%																			
Agree	14	37.84%																			
Uncertain	0	0%																			
Disagree	4	10.81%																			
Strongly Disagree	3	8.11%																			
28	The demonstrators dealt effectively with my problems	<table border="1"> <thead> <tr> <th>Choice</th> <th>Number</th> <th>Percentage</th> </tr> </thead> <tbody> <tr> <td>Strongly Agree</td> <td>14</td> <td>37.84%</td> </tr> <tr> <td>Agree</td> <td>15</td> <td>40.54%</td> </tr> <tr> <td>Uncertain</td> <td>3</td> <td>8.11%</td> </tr> <tr> <td>Disagree</td> <td>1</td> <td>2.7%</td> </tr> <tr> <td>Strongly Disagree</td> <td>3</td> <td>8.11%</td> </tr> </tbody> </table>	Choice	Number	Percentage	Strongly Agree	14	37.84%	Agree	15	40.54%	Uncertain	3	8.11%	Disagree	1	2.7%	Strongly Disagree	3	8.11%	 <ul style="list-style-type: none"> ● Stron... ● Agree ● Unce... ● Disa... ● Stron...
Choice	Number	Percentage																			
Strongly Agree	14	37.84%																			
Agree	15	40.54%																			
Uncertain	3	8.11%																			
Disagree	1	2.7%																			
Strongly Disagree	3	8.11%																			

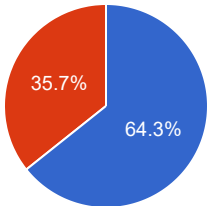
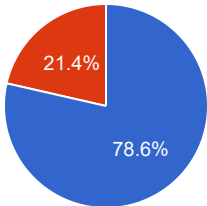
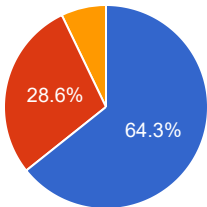
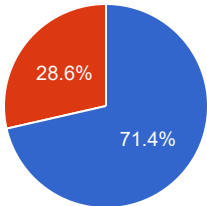
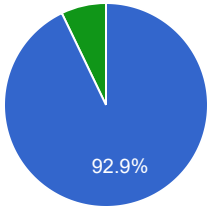
29	The best features of the Course were	Good Ok Ok good good Problems ok good good to learn how design a structure Very Good good Good Good Good goodddd Good good good understanding about force and its factor Nothing until there is nothing about this course for feature this is all about mechanical engineering i did not understand his work i am not understanding this subjects Good Good nice very good good i am not agree in my course Good Good good
----	--------------------------------------	--

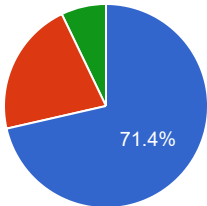
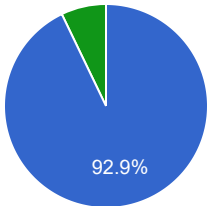
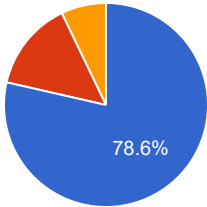
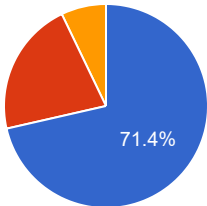
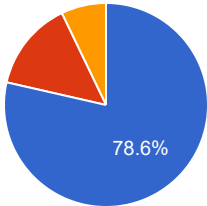
30	The Course could have been improved by	Good OK Ok good very good Changing teacher and book done goood good practice Very Good fair Little Good Good Yes gooddd Yes good sheraz abbas studying Good no no the course is improved by giving a good and helpful teacher..... Good Good nice very good good Good Good nic
----	--	---

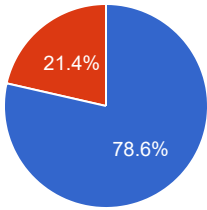
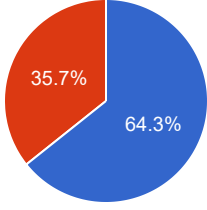
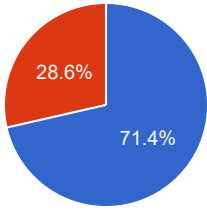
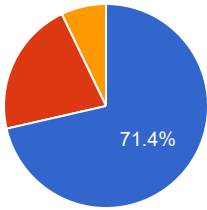
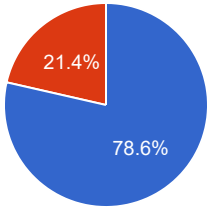
Course Evaluation - Program: 0278

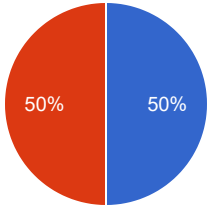
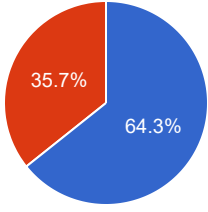
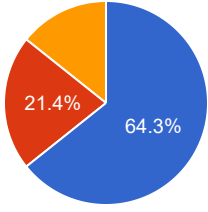
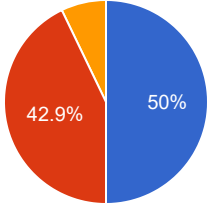
Teacher Name: SHERAZ ABBAS		Course ID: CT-107 Course Title: Applied Mechanics		Session: 2018 Fall																			
Shift: Weekend -- Section: B		Total Strength: 107		Attempted: 14																			
S.No	Question	Opinions			Chart																		
1	The course objectives were clear	<table border="1"> <thead> <tr> <th>Choice</th> <th>Number</th> <th>Percentage</th> </tr> </thead> <tbody> <tr> <td>Strongly Agree</td> <td>10</td> <td>71.43%</td> </tr> <tr> <td>Agree</td> <td>4</td> <td>28.57%</td> </tr> <tr> <td>Uncertain</td> <td>0</td> <td>0%</td> </tr> <tr> <td>Disagree</td> <td>0</td> <td>0%</td> </tr> <tr> <td>Strongly Disagree</td> <td>0</td> <td>0%</td> </tr> </tbody> </table>	Choice	Number	Percentage	Strongly Agree	10	71.43%	Agree	4	28.57%	Uncertain	0	0%	Disagree	0	0%	Strongly Disagree	0	0%	<p>A pie chart showing the distribution of responses for the question 'The course objectives were clear'. The chart is divided into two segments: a large blue segment representing 'Strongly Agree' at 71.4%, and a smaller red segment representing 'Agree' at 28.6%. The legend indicates blue for 'Stron...' and red for 'Agree'.</p>		
Choice	Number	Percentage																					
Strongly Agree	10	71.43%																					
Agree	4	28.57%																					
Uncertain	0	0%																					
Disagree	0	0%																					
Strongly Disagree	0	0%																					
2	The Course workload was manageable	<table border="1"> <thead> <tr> <th>Choice</th> <th>Number</th> <th>Percentage</th> </tr> </thead> <tbody> <tr> <td>Strongly Agree</td> <td>10</td> <td>71.43%</td> </tr> <tr> <td>Agree</td> <td>3</td> <td>21.43%</td> </tr> <tr> <td>Uncertain</td> <td>0</td> <td>0%</td> </tr> <tr> <td>Disagree</td> <td>1</td> <td>7.14%</td> </tr> <tr> <td>Strongly Disagree</td> <td>0</td> <td>0%</td> </tr> </tbody> </table>	Choice	Number	Percentage	Strongly Agree	10	71.43%	Agree	3	21.43%	Uncertain	0	0%	Disagree	1	7.14%	Strongly Disagree	0	0%	<p>A pie chart showing the distribution of responses for the question 'The Course workload was manageable'. The chart is divided into three segments: a large blue segment representing 'Strongly Agree' at 71.4%, a red segment representing 'Agree' at 21.4%, and a small green segment representing 'Disagree' at 7.1%. The legend indicates blue for 'Stron...', red for 'Agree', and green for 'Disa...'.</p>		
Choice	Number	Percentage																					
Strongly Agree	10	71.43%																					
Agree	3	21.43%																					
Uncertain	0	0%																					
Disagree	1	7.14%																					
Strongly Disagree	0	0%																					
3	The Course was well organized (e.g. timely access to materials, notification of changes, etc.)	<table border="1"> <thead> <tr> <th>Choice</th> <th>Number</th> <th>Percentage</th> </tr> </thead> <tbody> <tr> <td>Strongly Agree</td> <td>11</td> <td>78.57%</td> </tr> <tr> <td>Agree</td> <td>3</td> <td>21.43%</td> </tr> <tr> <td>Uncertain</td> <td>0</td> <td>0%</td> </tr> <tr> <td>Disagree</td> <td>0</td> <td>0%</td> </tr> <tr> <td>Strongly Disagree</td> <td>0</td> <td>0%</td> </tr> </tbody> </table>	Choice	Number	Percentage	Strongly Agree	11	78.57%	Agree	3	21.43%	Uncertain	0	0%	Disagree	0	0%	Strongly Disagree	0	0%	<p>A pie chart showing the distribution of responses for the question 'The Course was well organized (e.g. timely access to materials, notification of changes, etc.)'. The chart is divided into two segments: a large blue segment representing 'Strongly Agree' at 78.6%, and a red segment representing 'Agree' at 21.4%. The legend indicates blue for 'Stron...' and red for 'Agree'.</p>		
Choice	Number	Percentage																					
Strongly Agree	11	78.57%																					
Agree	3	21.43%																					
Uncertain	0	0%																					
Disagree	0	0%																					
Strongly Disagree	0	0%																					
4	I participated actively in the Course	<table border="1"> <thead> <tr> <th>Choice</th> <th>Number</th> <th>Percentage</th> </tr> </thead> <tbody> <tr> <td>Strongly Agree</td> <td>10</td> <td>71.43%</td> </tr> <tr> <td>Agree</td> <td>4</td> <td>28.57%</td> </tr> <tr> <td>Uncertain</td> <td>0</td> <td>0%</td> </tr> <tr> <td>Disagree</td> <td>0</td> <td>0%</td> </tr> <tr> <td>Strongly Disagree</td> <td>0</td> <td>0%</td> </tr> </tbody> </table>	Choice	Number	Percentage	Strongly Agree	10	71.43%	Agree	4	28.57%	Uncertain	0	0%	Disagree	0	0%	Strongly Disagree	0	0%	<p>A pie chart showing the distribution of responses for the question 'I participated actively in the Course'. The chart is divided into two segments: a large blue segment representing 'Strongly Agree' at 71.4%, and a red segment representing 'Agree' at 28.6%. The legend indicates blue for 'Stron...' and red for 'Agree'.</p>		
Choice	Number	Percentage																					
Strongly Agree	10	71.43%																					
Agree	4	28.57%																					
Uncertain	0	0%																					
Disagree	0	0%																					
Strongly Disagree	0	0%																					

5	I think I have made progress in this Course	<table border="1"> <thead> <tr> <th>Choice</th> <th>Number</th> <th>Percentage</th> </tr> </thead> <tbody> <tr> <td>Strongly Agree</td> <td>11</td> <td>78.57%</td> </tr> <tr> <td>Agree</td> <td>3</td> <td>21.43%</td> </tr> <tr> <td>Uncertain</td> <td>0</td> <td>0%</td> </tr> <tr> <td>Disagree</td> <td>0</td> <td>0%</td> </tr> <tr> <td>Strongly Disagree</td> <td>0</td> <td>0%</td> </tr> </tbody> </table>	Choice	Number	Percentage	Strongly Agree	11	78.57%	Agree	3	21.43%	Uncertain	0	0%	Disagree	0	0%	Strongly Disagree	0	0%	 <p>● Stron... ● Agree</p>
Choice	Number	Percentage																			
Strongly Agree	11	78.57%																			
Agree	3	21.43%																			
Uncertain	0	0%																			
Disagree	0	0%																			
Strongly Disagree	0	0%																			
6	I think the Course was well structured to achieve the learning outcomes (there was a good balance of lectures, tutorials, practical etc.)	<table border="1"> <thead> <tr> <th>Choice</th> <th>Number</th> <th>Percentage</th> </tr> </thead> <tbody> <tr> <td>Strongly Agree</td> <td>10</td> <td>71.43%</td> </tr> <tr> <td>Agree</td> <td>3</td> <td>21.43%</td> </tr> <tr> <td>Uncertain</td> <td>0</td> <td>0%</td> </tr> <tr> <td>Disagree</td> <td>0</td> <td>0%</td> </tr> <tr> <td>Strongly Disagree</td> <td>1</td> <td>7.14%</td> </tr> </tbody> </table>	Choice	Number	Percentage	Strongly Agree	10	71.43%	Agree	3	21.43%	Uncertain	0	0%	Disagree	0	0%	Strongly Disagree	1	7.14%	 <p>● Stron... ● Agree ● Stron...</p>
Choice	Number	Percentage																			
Strongly Agree	10	71.43%																			
Agree	3	21.43%																			
Uncertain	0	0%																			
Disagree	0	0%																			
Strongly Disagree	1	7.14%																			
7	The learning and teaching methods encouraged participation	<table border="1"> <thead> <tr> <th>Choice</th> <th>Number</th> <th>Percentage</th> </tr> </thead> <tbody> <tr> <td>Strongly Agree</td> <td>11</td> <td>78.57%</td> </tr> <tr> <td>Agree</td> <td>2</td> <td>14.29%</td> </tr> <tr> <td>Uncertain</td> <td>0</td> <td>0%</td> </tr> <tr> <td>Disagree</td> <td>0</td> <td>0%</td> </tr> <tr> <td>Strongly Disagree</td> <td>1</td> <td>7.14%</td> </tr> </tbody> </table>	Choice	Number	Percentage	Strongly Agree	11	78.57%	Agree	2	14.29%	Uncertain	0	0%	Disagree	0	0%	Strongly Disagree	1	7.14%	 <p>● Stron... ● Agree ● Stron...</p>
Choice	Number	Percentage																			
Strongly Agree	11	78.57%																			
Agree	2	14.29%																			
Uncertain	0	0%																			
Disagree	0	0%																			
Strongly Disagree	1	7.14%																			
8	The overall environment in the class was conducive to learning	<table border="1"> <thead> <tr> <th>Choice</th> <th>Number</th> <th>Percentage</th> </tr> </thead> <tbody> <tr> <td>Strongly Agree</td> <td>12</td> <td>85.71%</td> </tr> <tr> <td>Agree</td> <td>1</td> <td>7.14%</td> </tr> <tr> <td>Uncertain</td> <td>0</td> <td>0%</td> </tr> <tr> <td>Disagree</td> <td>0</td> <td>0%</td> </tr> <tr> <td>Strongly Disagree</td> <td>1</td> <td>7.14%</td> </tr> </tbody> </table>	Choice	Number	Percentage	Strongly Agree	12	85.71%	Agree	1	7.14%	Uncertain	0	0%	Disagree	0	0%	Strongly Disagree	1	7.14%	 <p>● Stron... ● Agree ● Stron...</p>
Choice	Number	Percentage																			
Strongly Agree	12	85.71%																			
Agree	1	7.14%																			
Uncertain	0	0%																			
Disagree	0	0%																			
Strongly Disagree	1	7.14%																			
9	Classrooms were satisfactory	<table border="1"> <thead> <tr> <th>Choice</th> <th>Number</th> <th>Percentage</th> </tr> </thead> <tbody> <tr> <td>Strongly Agree</td> <td>12</td> <td>85.71%</td> </tr> <tr> <td>Agree</td> <td>1</td> <td>7.14%</td> </tr> <tr> <td>Uncertain</td> <td>0</td> <td>0%</td> </tr> <tr> <td>Disagree</td> <td>0</td> <td>0%</td> </tr> <tr> <td>Strongly Disagree</td> <td>1</td> <td>7.14%</td> </tr> </tbody> </table>	Choice	Number	Percentage	Strongly Agree	12	85.71%	Agree	1	7.14%	Uncertain	0	0%	Disagree	0	0%	Strongly Disagree	1	7.14%	 <p>● Stron... ● Agree ● Stron...</p>
Choice	Number	Percentage																			
Strongly Agree	12	85.71%																			
Agree	1	7.14%																			
Uncertain	0	0%																			
Disagree	0	0%																			
Strongly Disagree	1	7.14%																			

10	Learning materials (Lesson Plans, Course Notes etc.) were relevant and useful	<table border="1"> <thead> <tr> <th>Choice</th> <th>Number</th> <th>Percentage</th> </tr> </thead> <tbody> <tr> <td>Strongly Agree</td> <td>9</td> <td>64.29%</td> </tr> <tr> <td>Agree</td> <td>5</td> <td>35.71%</td> </tr> <tr> <td>Uncertain</td> <td>0</td> <td>0%</td> </tr> <tr> <td>Disagree</td> <td>0</td> <td>0%</td> </tr> <tr> <td>Strongly Disagree</td> <td>0</td> <td>0%</td> </tr> </tbody> </table>	Choice	Number	Percentage	Strongly Agree	9	64.29%	Agree	5	35.71%	Uncertain	0	0%	Disagree	0	0%	Strongly Disagree	0	0%	 <p> ● Stron... ● Agree </p>
Choice	Number	Percentage																			
Strongly Agree	9	64.29%																			
Agree	5	35.71%																			
Uncertain	0	0%																			
Disagree	0	0%																			
Strongly Disagree	0	0%																			
11	Recommended reading Books etc. were relevant and appropriate	<table border="1"> <thead> <tr> <th>Choice</th> <th>Number</th> <th>Percentage</th> </tr> </thead> <tbody> <tr> <td>Strongly Agree</td> <td>11</td> <td>78.57%</td> </tr> <tr> <td>Agree</td> <td>3</td> <td>21.43%</td> </tr> <tr> <td>Uncertain</td> <td>0</td> <td>0%</td> </tr> <tr> <td>Disagree</td> <td>0</td> <td>0%</td> </tr> <tr> <td>Strongly Disagree</td> <td>0</td> <td>0%</td> </tr> </tbody> </table>	Choice	Number	Percentage	Strongly Agree	11	78.57%	Agree	3	21.43%	Uncertain	0	0%	Disagree	0	0%	Strongly Disagree	0	0%	 <p> ● Stron... ● Agree </p>
Choice	Number	Percentage																			
Strongly Agree	11	78.57%																			
Agree	3	21.43%																			
Uncertain	0	0%																			
Disagree	0	0%																			
Strongly Disagree	0	0%																			
12	The provision of learning resources in the library was adequate and appropriate	<table border="1"> <thead> <tr> <th>Choice</th> <th>Number</th> <th>Percentage</th> </tr> </thead> <tbody> <tr> <td>Strongly Agree</td> <td>9</td> <td>64.29%</td> </tr> <tr> <td>Agree</td> <td>4</td> <td>28.57%</td> </tr> <tr> <td>Uncertain</td> <td>1</td> <td>7.14%</td> </tr> <tr> <td>Disagree</td> <td>0</td> <td>0%</td> </tr> <tr> <td>Strongly Disagree</td> <td>0</td> <td>0%</td> </tr> </tbody> </table>	Choice	Number	Percentage	Strongly Agree	9	64.29%	Agree	4	28.57%	Uncertain	1	7.14%	Disagree	0	0%	Strongly Disagree	0	0%	 <p> ● Stron... ● Agree ● Unce... </p>
Choice	Number	Percentage																			
Strongly Agree	9	64.29%																			
Agree	4	28.57%																			
Uncertain	1	7.14%																			
Disagree	0	0%																			
Strongly Disagree	0	0%																			
13	The provision of learning resources on the Web was adequate and appropriate (if relevant)	<table border="1"> <thead> <tr> <th>Choice</th> <th>Number</th> <th>Percentage</th> </tr> </thead> <tbody> <tr> <td>Strongly Agree</td> <td>10</td> <td>71.43%</td> </tr> <tr> <td>Agree</td> <td>4</td> <td>28.57%</td> </tr> <tr> <td>Uncertain</td> <td>0</td> <td>0%</td> </tr> <tr> <td>Disagree</td> <td>0</td> <td>0%</td> </tr> <tr> <td>Strongly Disagree</td> <td>0</td> <td>0%</td> </tr> </tbody> </table>	Choice	Number	Percentage	Strongly Agree	10	71.43%	Agree	4	28.57%	Uncertain	0	0%	Disagree	0	0%	Strongly Disagree	0	0%	 <p> ● Stron... ● Agree </p>
Choice	Number	Percentage																			
Strongly Agree	10	71.43%																			
Agree	4	28.57%																			
Uncertain	0	0%																			
Disagree	0	0%																			
Strongly Disagree	0	0%																			
14	The Course stimulated my interest and thought on the subject area	<table border="1"> <thead> <tr> <th>Choice</th> <th>Number</th> <th>Percentage</th> </tr> </thead> <tbody> <tr> <td>Strongly Agree</td> <td>13</td> <td>92.86%</td> </tr> <tr> <td>Agree</td> <td>0</td> <td>0%</td> </tr> <tr> <td>Uncertain</td> <td>0</td> <td>0%</td> </tr> <tr> <td>Disagree</td> <td>1</td> <td>7.14%</td> </tr> <tr> <td>Strongly Disagree</td> <td>0</td> <td>0%</td> </tr> </tbody> </table>	Choice	Number	Percentage	Strongly Agree	13	92.86%	Agree	0	0%	Uncertain	0	0%	Disagree	1	7.14%	Strongly Disagree	0	0%	 <p> ● Stron... ● Disa... </p>
Choice	Number	Percentage																			
Strongly Agree	13	92.86%																			
Agree	0	0%																			
Uncertain	0	0%																			
Disagree	1	7.14%																			
Strongly Disagree	0	0%																			

15	The pace of the Course was appropriate	<table border="1"> <thead> <tr> <th>Choice</th> <th>Number</th> <th>Percentage</th> </tr> </thead> <tbody> <tr> <td>Strongly Agree</td> <td>10</td> <td>71.43%</td> </tr> <tr> <td>Agree</td> <td>3</td> <td>21.43%</td> </tr> <tr> <td>Uncertain</td> <td>0</td> <td>0%</td> </tr> <tr> <td>Disagree</td> <td>1</td> <td>7.14%</td> </tr> <tr> <td>Strongly Disagree</td> <td>0</td> <td>0%</td> </tr> </tbody> </table>	Choice	Number	Percentage	Strongly Agree	10	71.43%	Agree	3	21.43%	Uncertain	0	0%	Disagree	1	7.14%	Strongly Disagree	0	0%	 <p>71.4%</p> <ul style="list-style-type: none"> ● Stron... ● Agree ● Disa...
Choice	Number	Percentage																			
Strongly Agree	10	71.43%																			
Agree	3	21.43%																			
Uncertain	0	0%																			
Disagree	1	7.14%																			
Strongly Disagree	0	0%																			
16	Ideas and concepts were presented clearly	<table border="1"> <thead> <tr> <th>Choice</th> <th>Number</th> <th>Percentage</th> </tr> </thead> <tbody> <tr> <td>Strongly Agree</td> <td>13</td> <td>92.86%</td> </tr> <tr> <td>Agree</td> <td>0</td> <td>0%</td> </tr> <tr> <td>Uncertain</td> <td>0</td> <td>0%</td> </tr> <tr> <td>Disagree</td> <td>1</td> <td>7.14%</td> </tr> <tr> <td>Strongly Disagree</td> <td>0</td> <td>0%</td> </tr> </tbody> </table>	Choice	Number	Percentage	Strongly Agree	13	92.86%	Agree	0	0%	Uncertain	0	0%	Disagree	1	7.14%	Strongly Disagree	0	0%	 <p>92.9%</p> <ul style="list-style-type: none"> ● Stron... ● Disa...
Choice	Number	Percentage																			
Strongly Agree	13	92.86%																			
Agree	0	0%																			
Uncertain	0	0%																			
Disagree	1	7.14%																			
Strongly Disagree	0	0%																			
17	The method of assessment were reasonable	<table border="1"> <thead> <tr> <th>Choice</th> <th>Number</th> <th>Percentage</th> </tr> </thead> <tbody> <tr> <td>Strongly Agree</td> <td>11</td> <td>78.57%</td> </tr> <tr> <td>Agree</td> <td>2</td> <td>14.29%</td> </tr> <tr> <td>Uncertain</td> <td>1</td> <td>7.14%</td> </tr> <tr> <td>Disagree</td> <td>0</td> <td>0%</td> </tr> <tr> <td>Strongly Disagree</td> <td>0</td> <td>0%</td> </tr> </tbody> </table>	Choice	Number	Percentage	Strongly Agree	11	78.57%	Agree	2	14.29%	Uncertain	1	7.14%	Disagree	0	0%	Strongly Disagree	0	0%	 <p>78.6%</p> <ul style="list-style-type: none"> ● Stron... ● Agree ● Unce...
Choice	Number	Percentage																			
Strongly Agree	11	78.57%																			
Agree	2	14.29%																			
Uncertain	1	7.14%																			
Disagree	0	0%																			
Strongly Disagree	0	0%																			
18	Feedback on assessment was timely	<table border="1"> <thead> <tr> <th>Choice</th> <th>Number</th> <th>Percentage</th> </tr> </thead> <tbody> <tr> <td>Strongly Agree</td> <td>10</td> <td>71.43%</td> </tr> <tr> <td>Agree</td> <td>3</td> <td>21.43%</td> </tr> <tr> <td>Uncertain</td> <td>1</td> <td>7.14%</td> </tr> <tr> <td>Disagree</td> <td>0</td> <td>0%</td> </tr> <tr> <td>Strongly Disagree</td> <td>0</td> <td>0%</td> </tr> </tbody> </table>	Choice	Number	Percentage	Strongly Agree	10	71.43%	Agree	3	21.43%	Uncertain	1	7.14%	Disagree	0	0%	Strongly Disagree	0	0%	 <p>71.4%</p> <ul style="list-style-type: none"> ● Stron... ● Agree ● Unce...
Choice	Number	Percentage																			
Strongly Agree	10	71.43%																			
Agree	3	21.43%																			
Uncertain	1	7.14%																			
Disagree	0	0%																			
Strongly Disagree	0	0%																			
19	Feedback on assessment was helpful	<table border="1"> <thead> <tr> <th>Choice</th> <th>Number</th> <th>Percentage</th> </tr> </thead> <tbody> <tr> <td>Strongly Agree</td> <td>11</td> <td>78.57%</td> </tr> <tr> <td>Agree</td> <td>2</td> <td>14.29%</td> </tr> <tr> <td>Uncertain</td> <td>1</td> <td>7.14%</td> </tr> <tr> <td>Disagree</td> <td>0</td> <td>0%</td> </tr> <tr> <td>Strongly Disagree</td> <td>0</td> <td>0%</td> </tr> </tbody> </table>	Choice	Number	Percentage	Strongly Agree	11	78.57%	Agree	2	14.29%	Uncertain	1	7.14%	Disagree	0	0%	Strongly Disagree	0	0%	 <p>78.6%</p> <ul style="list-style-type: none"> ● Stron... ● Agree ● Unce...
Choice	Number	Percentage																			
Strongly Agree	11	78.57%																			
Agree	2	14.29%																			
Uncertain	1	7.14%																			
Disagree	0	0%																			
Strongly Disagree	0	0%																			

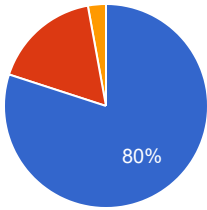
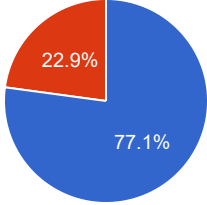
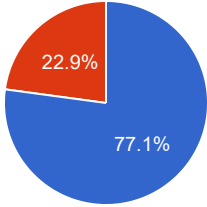
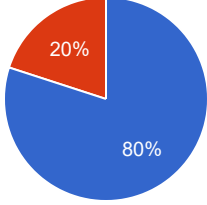
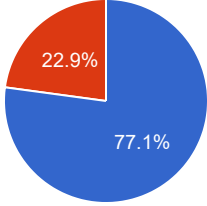
20	I understood the lectures	<table border="1"> <thead> <tr> <th>Choice</th> <th>Number</th> <th>Percentage</th> </tr> </thead> <tbody> <tr> <td>Strongly Agree</td> <td>11</td> <td>78.57%</td> </tr> <tr> <td>Agree</td> <td>3</td> <td>21.43%</td> </tr> <tr> <td>Uncertain</td> <td>0</td> <td>0%</td> </tr> <tr> <td>Disagree</td> <td>0</td> <td>0%</td> </tr> <tr> <td>Strongly Disagree</td> <td>0</td> <td>0%</td> </tr> </tbody> </table>	Choice	Number	Percentage	Strongly Agree	11	78.57%	Agree	3	21.43%	Uncertain	0	0%	Disagree	0	0%	Strongly Disagree	0	0%	 <p>● Stron... ● Agree</p>
Choice	Number	Percentage																			
Strongly Agree	11	78.57%																			
Agree	3	21.43%																			
Uncertain	0	0%																			
Disagree	0	0%																			
Strongly Disagree	0	0%																			
21	The material was well organized and presented	<table border="1"> <thead> <tr> <th>Choice</th> <th>Number</th> <th>Percentage</th> </tr> </thead> <tbody> <tr> <td>Strongly Agree</td> <td>9</td> <td>64.29%</td> </tr> <tr> <td>Agree</td> <td>5</td> <td>35.71%</td> </tr> <tr> <td>Uncertain</td> <td>0</td> <td>0%</td> </tr> <tr> <td>Disagree</td> <td>0</td> <td>0%</td> </tr> <tr> <td>Strongly Disagree</td> <td>0</td> <td>0%</td> </tr> </tbody> </table>	Choice	Number	Percentage	Strongly Agree	9	64.29%	Agree	5	35.71%	Uncertain	0	0%	Disagree	0	0%	Strongly Disagree	0	0%	 <p>● Stron... ● Agree</p>
Choice	Number	Percentage																			
Strongly Agree	9	64.29%																			
Agree	5	35.71%																			
Uncertain	0	0%																			
Disagree	0	0%																			
Strongly Disagree	0	0%																			
22	The instructor was responsive to student needs and problems	<table border="1"> <thead> <tr> <th>Choice</th> <th>Number</th> <th>Percentage</th> </tr> </thead> <tbody> <tr> <td>Strongly Agree</td> <td>10</td> <td>71.43%</td> </tr> <tr> <td>Agree</td> <td>4</td> <td>28.57%</td> </tr> <tr> <td>Uncertain</td> <td>0</td> <td>0%</td> </tr> <tr> <td>Disagree</td> <td>0</td> <td>0%</td> </tr> <tr> <td>Strongly Disagree</td> <td>0</td> <td>0%</td> </tr> </tbody> </table>	Choice	Number	Percentage	Strongly Agree	10	71.43%	Agree	4	28.57%	Uncertain	0	0%	Disagree	0	0%	Strongly Disagree	0	0%	 <p>● Stron... ● Agree</p>
Choice	Number	Percentage																			
Strongly Agree	10	71.43%																			
Agree	4	28.57%																			
Uncertain	0	0%																			
Disagree	0	0%																			
Strongly Disagree	0	0%																			
23	Had the instructor been regular throughout the course	<table border="1"> <thead> <tr> <th>Choice</th> <th>Number</th> <th>Percentage</th> </tr> </thead> <tbody> <tr> <td>Strongly Agree</td> <td>10</td> <td>71.43%</td> </tr> <tr> <td>Agree</td> <td>3</td> <td>21.43%</td> </tr> <tr> <td>Uncertain</td> <td>1</td> <td>7.14%</td> </tr> <tr> <td>Disagree</td> <td>0</td> <td>0%</td> </tr> <tr> <td>Strongly Disagree</td> <td>0</td> <td>0%</td> </tr> </tbody> </table>	Choice	Number	Percentage	Strongly Agree	10	71.43%	Agree	3	21.43%	Uncertain	1	7.14%	Disagree	0	0%	Strongly Disagree	0	0%	 <p>● Stron... ● Agree ● Unce...</p>
Choice	Number	Percentage																			
Strongly Agree	10	71.43%																			
Agree	3	21.43%																			
Uncertain	1	7.14%																			
Disagree	0	0%																			
Strongly Disagree	0	0%																			
24	The material in the tutorials was useful	<table border="1"> <thead> <tr> <th>Choice</th> <th>Number</th> <th>Percentage</th> </tr> </thead> <tbody> <tr> <td>Strongly Agree</td> <td>11</td> <td>78.57%</td> </tr> <tr> <td>Agree</td> <td>3</td> <td>21.43%</td> </tr> <tr> <td>Uncertain</td> <td>0</td> <td>0%</td> </tr> <tr> <td>Disagree</td> <td>0</td> <td>0%</td> </tr> <tr> <td>Strongly Disagree</td> <td>0</td> <td>0%</td> </tr> </tbody> </table>	Choice	Number	Percentage	Strongly Agree	11	78.57%	Agree	3	21.43%	Uncertain	0	0%	Disagree	0	0%	Strongly Disagree	0	0%	 <p>● Stron... ● Agree</p>
Choice	Number	Percentage																			
Strongly Agree	11	78.57%																			
Agree	3	21.43%																			
Uncertain	0	0%																			
Disagree	0	0%																			
Strongly Disagree	0	0%																			

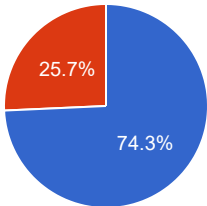
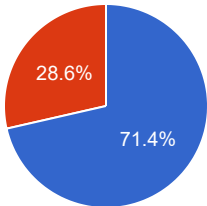
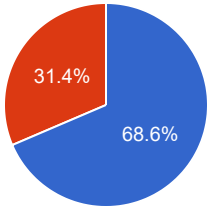
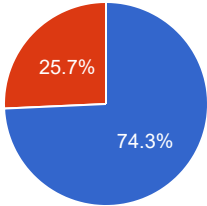
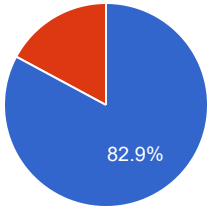
25	I was happy with the amount of work needed for tutorials	<table border="1"> <thead> <tr> <th>Choice</th> <th>Number</th> <th>Percentage</th> </tr> </thead> <tbody> <tr> <td>Strongly Agree</td> <td>7</td> <td>50%</td> </tr> <tr> <td>Agree</td> <td>7</td> <td>50%</td> </tr> <tr> <td>Uncertain</td> <td>0</td> <td>0%</td> </tr> <tr> <td>Disagree</td> <td>0</td> <td>0%</td> </tr> <tr> <td>Strongly Disagree</td> <td>0</td> <td>0%</td> </tr> </tbody> </table>	Choice	Number	Percentage	Strongly Agree	7	50%	Agree	7	50%	Uncertain	0	0%	Disagree	0	0%	Strongly Disagree	0	0%	 <p> ● Stron... ● Agree </p>
Choice	Number	Percentage																			
Strongly Agree	7	50%																			
Agree	7	50%																			
Uncertain	0	0%																			
Disagree	0	0%																			
Strongly Disagree	0	0%																			
26	The tutor dealt effectively with my problems	<table border="1"> <thead> <tr> <th>Choice</th> <th>Number</th> <th>Percentage</th> </tr> </thead> <tbody> <tr> <td>Strongly Agree</td> <td>9</td> <td>64.29%</td> </tr> <tr> <td>Agree</td> <td>5</td> <td>35.71%</td> </tr> <tr> <td>Uncertain</td> <td>0</td> <td>0%</td> </tr> <tr> <td>Disagree</td> <td>0</td> <td>0%</td> </tr> <tr> <td>Strongly Disagree</td> <td>0</td> <td>0%</td> </tr> </tbody> </table>	Choice	Number	Percentage	Strongly Agree	9	64.29%	Agree	5	35.71%	Uncertain	0	0%	Disagree	0	0%	Strongly Disagree	0	0%	 <p> ● Stron... ● Agree </p>
Choice	Number	Percentage																			
Strongly Agree	9	64.29%																			
Agree	5	35.71%																			
Uncertain	0	0%																			
Disagree	0	0%																			
Strongly Disagree	0	0%																			
27	The material in the practicals was useful	<table border="1"> <thead> <tr> <th>Choice</th> <th>Number</th> <th>Percentage</th> </tr> </thead> <tbody> <tr> <td>Strongly Agree</td> <td>9</td> <td>64.29%</td> </tr> <tr> <td>Agree</td> <td>3</td> <td>21.43%</td> </tr> <tr> <td>Uncertain</td> <td>2</td> <td>14.29%</td> </tr> <tr> <td>Disagree</td> <td>0</td> <td>0%</td> </tr> <tr> <td>Strongly Disagree</td> <td>0</td> <td>0%</td> </tr> </tbody> </table>	Choice	Number	Percentage	Strongly Agree	9	64.29%	Agree	3	21.43%	Uncertain	2	14.29%	Disagree	0	0%	Strongly Disagree	0	0%	 <p> ● Stron... ● Agree ● Unce... </p>
Choice	Number	Percentage																			
Strongly Agree	9	64.29%																			
Agree	3	21.43%																			
Uncertain	2	14.29%																			
Disagree	0	0%																			
Strongly Disagree	0	0%																			
28	The demonstrators dealt effectively with my problems	<table border="1"> <thead> <tr> <th>Choice</th> <th>Number</th> <th>Percentage</th> </tr> </thead> <tbody> <tr> <td>Strongly Agree</td> <td>7</td> <td>50%</td> </tr> <tr> <td>Agree</td> <td>6</td> <td>42.86%</td> </tr> <tr> <td>Uncertain</td> <td>1</td> <td>7.14%</td> </tr> <tr> <td>Disagree</td> <td>0</td> <td>0%</td> </tr> <tr> <td>Strongly Disagree</td> <td>0</td> <td>0%</td> </tr> </tbody> </table>	Choice	Number	Percentage	Strongly Agree	7	50%	Agree	6	42.86%	Uncertain	1	7.14%	Disagree	0	0%	Strongly Disagree	0	0%	 <p> ● Stron... ● Agree ● Unce... </p>
Choice	Number	Percentage																			
Strongly Agree	7	50%																			
Agree	6	42.86%																			
Uncertain	1	7.14%																			
Disagree	0	0%																			
Strongly Disagree	0	0%																			
29	The best features of the Course were	<p>d poor his lechure</p> <p>course pack was excellent . lectures were very interesting . The strong elements of working out in many of the proofs good Practicals and Assignments quizzes the course are very interesting no I was happy with the amount of work needed for tutorials. good everything was fine about this. GOOD course pack was excellent and i found lecture interesting</p>																			

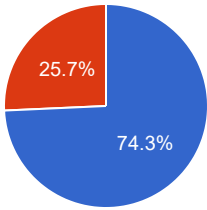
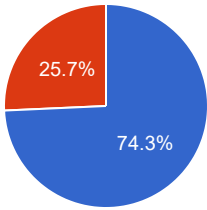
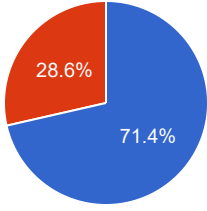
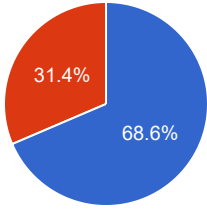
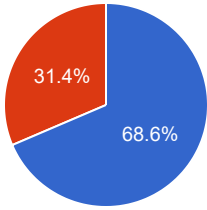
30	The Course could have been improved by	<p>d</p> <p>conceptual teaching and good ideas the teacher</p> <p>teacher should have to attend the classes on the time. the teacher should have to spent more time with the weak student.</p> <p>good Shehzad yes yes</p> <p>Yes the Course could have been improved by.</p> <p>good everything was fine about this.</p> <p>GOOD by quizez and assinments</p>
31	<p>The University does not tolerate discrimination on any irrelevant distinction (e.g. race, age, gender) and is committed to work with diversity in a wholly positive way. Please indicate below anything in relation to this Course which may run counter to this objective</p>	<p>d</p> <p>ok</p> <p>yes good</p> <p>Yes the above paragraph is right</p> <p>gender no question</p> <p>Work with positivity is good. But they have some limits that they should not cross that. In every single thing.</p> <p>good everything was fine about this.</p> <p>GOOD yes</p>

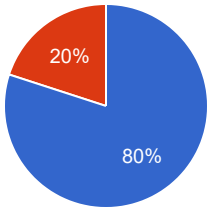
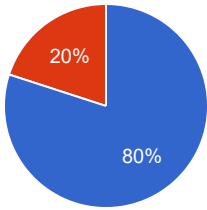
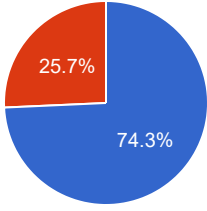
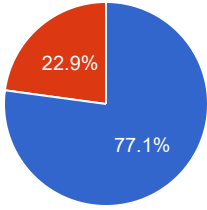
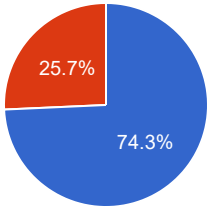
Course Evaluation - Program: 0278

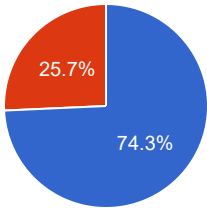
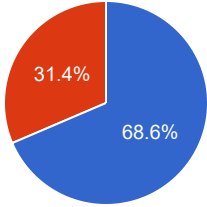
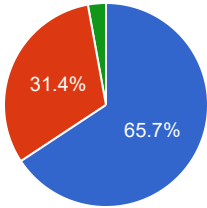
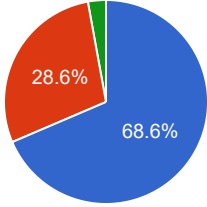
Teacher Name: MUHAMMAD KAMRAN		Course ID: HUM-101(2) Course Title: Islamic Studies		Session: 2018 Fall																			
Shift: Weekend -- Section: A		Total Strength: 107		Attempted: 40																			
S.No	Question	Opinions			Chart																		
1	The course objectives were clear	<table border="1"> <thead> <tr> <th>Choice</th> <th>Number</th> <th>Percentage</th> </tr> </thead> <tbody> <tr> <td>Strongly Agree</td> <td>29</td> <td>72.5%</td> </tr> <tr> <td>Agree</td> <td>6</td> <td>15%</td> </tr> <tr> <td>Uncertain</td> <td>0</td> <td>0%</td> </tr> <tr> <td>Disagree</td> <td>0</td> <td>0%</td> </tr> <tr> <td>Strongly Disagree</td> <td>0</td> <td>0%</td> </tr> </tbody> </table>	Choice	Number	Percentage	Strongly Agree	29	72.5%	Agree	6	15%	Uncertain	0	0%	Disagree	0	0%	Strongly Disagree	0	0%	<p>82.9%</p>		
Choice	Number	Percentage																					
Strongly Agree	29	72.5%																					
Agree	6	15%																					
Uncertain	0	0%																					
Disagree	0	0%																					
Strongly Disagree	0	0%																					
2	The Course workload was manageable	<table border="1"> <thead> <tr> <th>Choice</th> <th>Number</th> <th>Percentage</th> </tr> </thead> <tbody> <tr> <td>Strongly Agree</td> <td>29</td> <td>72.5%</td> </tr> <tr> <td>Agree</td> <td>6</td> <td>15%</td> </tr> <tr> <td>Uncertain</td> <td>0</td> <td>0%</td> </tr> <tr> <td>Disagree</td> <td>0</td> <td>0%</td> </tr> <tr> <td>Strongly Disagree</td> <td>0</td> <td>0%</td> </tr> </tbody> </table>	Choice	Number	Percentage	Strongly Agree	29	72.5%	Agree	6	15%	Uncertain	0	0%	Disagree	0	0%	Strongly Disagree	0	0%	<p>82.9%</p>		
Choice	Number	Percentage																					
Strongly Agree	29	72.5%																					
Agree	6	15%																					
Uncertain	0	0%																					
Disagree	0	0%																					
Strongly Disagree	0	0%																					
3	The Course was well organized (e.g. timely access to materials, notification of changes, etc.)	<table border="1"> <thead> <tr> <th>Choice</th> <th>Number</th> <th>Percentage</th> </tr> </thead> <tbody> <tr> <td>Strongly Agree</td> <td>29</td> <td>72.5%</td> </tr> <tr> <td>Agree</td> <td>6</td> <td>15%</td> </tr> <tr> <td>Uncertain</td> <td>0</td> <td>0%</td> </tr> <tr> <td>Disagree</td> <td>0</td> <td>0%</td> </tr> <tr> <td>Strongly Disagree</td> <td>0</td> <td>0%</td> </tr> </tbody> </table>	Choice	Number	Percentage	Strongly Agree	29	72.5%	Agree	6	15%	Uncertain	0	0%	Disagree	0	0%	Strongly Disagree	0	0%	<p>82.9%</p>		
Choice	Number	Percentage																					
Strongly Agree	29	72.5%																					
Agree	6	15%																					
Uncertain	0	0%																					
Disagree	0	0%																					
Strongly Disagree	0	0%																					
4	I participated actively in the Course	<table border="1"> <thead> <tr> <th>Choice</th> <th>Number</th> <th>Percentage</th> </tr> </thead> <tbody> <tr> <td>Strongly Agree</td> <td>30</td> <td>75%</td> </tr> <tr> <td>Agree</td> <td>5</td> <td>12.5%</td> </tr> <tr> <td>Uncertain</td> <td>0</td> <td>0%</td> </tr> <tr> <td>Disagree</td> <td>0</td> <td>0%</td> </tr> <tr> <td>Strongly Disagree</td> <td>0</td> <td>0%</td> </tr> </tbody> </table>	Choice	Number	Percentage	Strongly Agree	30	75%	Agree	5	12.5%	Uncertain	0	0%	Disagree	0	0%	Strongly Disagree	0	0%	<p>85.7%</p>		
Choice	Number	Percentage																					
Strongly Agree	30	75%																					
Agree	5	12.5%																					
Uncertain	0	0%																					
Disagree	0	0%																					
Strongly Disagree	0	0%																					

5	I think I have made progress in this Course	<table border="1"> <thead> <tr> <th>Choice</th> <th>Number</th> <th>Percentage</th> </tr> </thead> <tbody> <tr> <td>Strongly Agree</td> <td>28</td> <td>70%</td> </tr> <tr> <td>Agree</td> <td>6</td> <td>15%</td> </tr> <tr> <td>Uncertain</td> <td>1</td> <td>2.5%</td> </tr> <tr> <td>Disagree</td> <td>0</td> <td>0%</td> </tr> <tr> <td>Strongly Disagree</td> <td>0</td> <td>0%</td> </tr> </tbody> </table>	Choice	Number	Percentage	Strongly Agree	28	70%	Agree	6	15%	Uncertain	1	2.5%	Disagree	0	0%	Strongly Disagree	0	0%	 <p>80%</p> <ul style="list-style-type: none"> ● Stron... ● Agree ● Unce...
Choice	Number	Percentage																			
Strongly Agree	28	70%																			
Agree	6	15%																			
Uncertain	1	2.5%																			
Disagree	0	0%																			
Strongly Disagree	0	0%																			
6	I think the Course was well structured to achieve the learning outcomes (there was a good balance of lectures, tutorials, practical etc.)	<table border="1"> <thead> <tr> <th>Choice</th> <th>Number</th> <th>Percentage</th> </tr> </thead> <tbody> <tr> <td>Strongly Agree</td> <td>27</td> <td>67.5%</td> </tr> <tr> <td>Agree</td> <td>8</td> <td>20%</td> </tr> <tr> <td>Uncertain</td> <td>0</td> <td>0%</td> </tr> <tr> <td>Disagree</td> <td>0</td> <td>0%</td> </tr> <tr> <td>Strongly Disagree</td> <td>0</td> <td>0%</td> </tr> </tbody> </table>	Choice	Number	Percentage	Strongly Agree	27	67.5%	Agree	8	20%	Uncertain	0	0%	Disagree	0	0%	Strongly Disagree	0	0%	 <p>77.1%</p> <p>22.9%</p> <ul style="list-style-type: none"> ● Stron... ● Agree
Choice	Number	Percentage																			
Strongly Agree	27	67.5%																			
Agree	8	20%																			
Uncertain	0	0%																			
Disagree	0	0%																			
Strongly Disagree	0	0%																			
7	The learning and teaching methods encouraged participation	<table border="1"> <thead> <tr> <th>Choice</th> <th>Number</th> <th>Percentage</th> </tr> </thead> <tbody> <tr> <td>Strongly Agree</td> <td>27</td> <td>67.5%</td> </tr> <tr> <td>Agree</td> <td>8</td> <td>20%</td> </tr> <tr> <td>Uncertain</td> <td>0</td> <td>0%</td> </tr> <tr> <td>Disagree</td> <td>0</td> <td>0%</td> </tr> <tr> <td>Strongly Disagree</td> <td>0</td> <td>0%</td> </tr> </tbody> </table>	Choice	Number	Percentage	Strongly Agree	27	67.5%	Agree	8	20%	Uncertain	0	0%	Disagree	0	0%	Strongly Disagree	0	0%	 <p>77.1%</p> <p>22.9%</p> <ul style="list-style-type: none"> ● Stron... ● Agree
Choice	Number	Percentage																			
Strongly Agree	27	67.5%																			
Agree	8	20%																			
Uncertain	0	0%																			
Disagree	0	0%																			
Strongly Disagree	0	0%																			
8	The overall environment in the class was conducive to learning	<table border="1"> <thead> <tr> <th>Choice</th> <th>Number</th> <th>Percentage</th> </tr> </thead> <tbody> <tr> <td>Strongly Agree</td> <td>28</td> <td>70%</td> </tr> <tr> <td>Agree</td> <td>7</td> <td>17.5%</td> </tr> <tr> <td>Uncertain</td> <td>0</td> <td>0%</td> </tr> <tr> <td>Disagree</td> <td>0</td> <td>0%</td> </tr> <tr> <td>Strongly Disagree</td> <td>0</td> <td>0%</td> </tr> </tbody> </table>	Choice	Number	Percentage	Strongly Agree	28	70%	Agree	7	17.5%	Uncertain	0	0%	Disagree	0	0%	Strongly Disagree	0	0%	 <p>80%</p> <p>20%</p> <ul style="list-style-type: none"> ● Stron... ● Agree
Choice	Number	Percentage																			
Strongly Agree	28	70%																			
Agree	7	17.5%																			
Uncertain	0	0%																			
Disagree	0	0%																			
Strongly Disagree	0	0%																			
9	Classrooms were satisfactory	<table border="1"> <thead> <tr> <th>Choice</th> <th>Number</th> <th>Percentage</th> </tr> </thead> <tbody> <tr> <td>Strongly Agree</td> <td>27</td> <td>67.5%</td> </tr> <tr> <td>Agree</td> <td>8</td> <td>20%</td> </tr> <tr> <td>Uncertain</td> <td>0</td> <td>0%</td> </tr> <tr> <td>Disagree</td> <td>0</td> <td>0%</td> </tr> <tr> <td>Strongly Disagree</td> <td>0</td> <td>0%</td> </tr> </tbody> </table>	Choice	Number	Percentage	Strongly Agree	27	67.5%	Agree	8	20%	Uncertain	0	0%	Disagree	0	0%	Strongly Disagree	0	0%	 <p>77.1%</p> <p>22.9%</p> <ul style="list-style-type: none"> ● Stron... ● Agree
Choice	Number	Percentage																			
Strongly Agree	27	67.5%																			
Agree	8	20%																			
Uncertain	0	0%																			
Disagree	0	0%																			
Strongly Disagree	0	0%																			

10	Learning materials (Lesson Plans, Course Notes etc.) were relevant and useful	<table border="1"> <thead> <tr> <th>Choice</th> <th>Number</th> <th>Percentage</th> </tr> </thead> <tbody> <tr> <td>Strongly Agree</td> <td>26</td> <td>65%</td> </tr> <tr> <td>Agree</td> <td>9</td> <td>22.5%</td> </tr> <tr> <td>Uncertain</td> <td>0</td> <td>0%</td> </tr> <tr> <td>Disagree</td> <td>0</td> <td>0%</td> </tr> <tr> <td>Strongly Disagree</td> <td>0</td> <td>0%</td> </tr> </tbody> </table>	Choice	Number	Percentage	Strongly Agree	26	65%	Agree	9	22.5%	Uncertain	0	0%	Disagree	0	0%	Strongly Disagree	0	0%	 <p>● Stron... ● Agree</p>
Choice	Number	Percentage																			
Strongly Agree	26	65%																			
Agree	9	22.5%																			
Uncertain	0	0%																			
Disagree	0	0%																			
Strongly Disagree	0	0%																			
11	Recommended reading Books etc. were relevant and appropriate	<table border="1"> <thead> <tr> <th>Choice</th> <th>Number</th> <th>Percentage</th> </tr> </thead> <tbody> <tr> <td>Strongly Agree</td> <td>25</td> <td>62.5%</td> </tr> <tr> <td>Agree</td> <td>10</td> <td>25%</td> </tr> <tr> <td>Uncertain</td> <td>0</td> <td>0%</td> </tr> <tr> <td>Disagree</td> <td>0</td> <td>0%</td> </tr> <tr> <td>Strongly Disagree</td> <td>0</td> <td>0%</td> </tr> </tbody> </table>	Choice	Number	Percentage	Strongly Agree	25	62.5%	Agree	10	25%	Uncertain	0	0%	Disagree	0	0%	Strongly Disagree	0	0%	 <p>● Stron... ● Agree</p>
Choice	Number	Percentage																			
Strongly Agree	25	62.5%																			
Agree	10	25%																			
Uncertain	0	0%																			
Disagree	0	0%																			
Strongly Disagree	0	0%																			
12	The provision of learning resources in the library was adequate and appropriate	<table border="1"> <thead> <tr> <th>Choice</th> <th>Number</th> <th>Percentage</th> </tr> </thead> <tbody> <tr> <td>Strongly Agree</td> <td>24</td> <td>60%</td> </tr> <tr> <td>Agree</td> <td>11</td> <td>27.5%</td> </tr> <tr> <td>Uncertain</td> <td>0</td> <td>0%</td> </tr> <tr> <td>Disagree</td> <td>0</td> <td>0%</td> </tr> <tr> <td>Strongly Disagree</td> <td>0</td> <td>0%</td> </tr> </tbody> </table>	Choice	Number	Percentage	Strongly Agree	24	60%	Agree	11	27.5%	Uncertain	0	0%	Disagree	0	0%	Strongly Disagree	0	0%	 <p>● Stron... ● Agree</p>
Choice	Number	Percentage																			
Strongly Agree	24	60%																			
Agree	11	27.5%																			
Uncertain	0	0%																			
Disagree	0	0%																			
Strongly Disagree	0	0%																			
13	The provision of learning resources on the Web was adequate and appropriate (if relevant)	<table border="1"> <thead> <tr> <th>Choice</th> <th>Number</th> <th>Percentage</th> </tr> </thead> <tbody> <tr> <td>Strongly Agree</td> <td>26</td> <td>65%</td> </tr> <tr> <td>Agree</td> <td>9</td> <td>22.5%</td> </tr> <tr> <td>Uncertain</td> <td>0</td> <td>0%</td> </tr> <tr> <td>Disagree</td> <td>0</td> <td>0%</td> </tr> <tr> <td>Strongly Disagree</td> <td>0</td> <td>0%</td> </tr> </tbody> </table>	Choice	Number	Percentage	Strongly Agree	26	65%	Agree	9	22.5%	Uncertain	0	0%	Disagree	0	0%	Strongly Disagree	0	0%	 <p>● Stron... ● Agree</p>
Choice	Number	Percentage																			
Strongly Agree	26	65%																			
Agree	9	22.5%																			
Uncertain	0	0%																			
Disagree	0	0%																			
Strongly Disagree	0	0%																			
14	The Course stimulated my interest and thought on the subject area	<table border="1"> <thead> <tr> <th>Choice</th> <th>Number</th> <th>Percentage</th> </tr> </thead> <tbody> <tr> <td>Strongly Agree</td> <td>29</td> <td>72.5%</td> </tr> <tr> <td>Agree</td> <td>6</td> <td>15%</td> </tr> <tr> <td>Uncertain</td> <td>0</td> <td>0%</td> </tr> <tr> <td>Disagree</td> <td>0</td> <td>0%</td> </tr> <tr> <td>Strongly Disagree</td> <td>0</td> <td>0%</td> </tr> </tbody> </table>	Choice	Number	Percentage	Strongly Agree	29	72.5%	Agree	6	15%	Uncertain	0	0%	Disagree	0	0%	Strongly Disagree	0	0%	 <p>● Stron... ● Agree</p>
Choice	Number	Percentage																			
Strongly Agree	29	72.5%																			
Agree	6	15%																			
Uncertain	0	0%																			
Disagree	0	0%																			
Strongly Disagree	0	0%																			

15	The pace of the Course was appropriate	<table border="1"> <thead> <tr> <th>Choice</th> <th>Number</th> <th>Percentage</th> </tr> </thead> <tbody> <tr> <td>Strongly Agree</td> <td>26</td> <td>65%</td> </tr> <tr> <td>Agree</td> <td>9</td> <td>22.5%</td> </tr> <tr> <td>Uncertain</td> <td>0</td> <td>0%</td> </tr> <tr> <td>Disagree</td> <td>0</td> <td>0%</td> </tr> <tr> <td>Strongly Disagree</td> <td>0</td> <td>0%</td> </tr> </tbody> </table>	Choice	Number	Percentage	Strongly Agree	26	65%	Agree	9	22.5%	Uncertain	0	0%	Disagree	0	0%	Strongly Disagree	0	0%	 <p> ● Stron... ● Agree </p>
Choice	Number	Percentage																			
Strongly Agree	26	65%																			
Agree	9	22.5%																			
Uncertain	0	0%																			
Disagree	0	0%																			
Strongly Disagree	0	0%																			
16	Ideas and concepts were presented clearly	<table border="1"> <thead> <tr> <th>Choice</th> <th>Number</th> <th>Percentage</th> </tr> </thead> <tbody> <tr> <td>Strongly Agree</td> <td>26</td> <td>65%</td> </tr> <tr> <td>Agree</td> <td>9</td> <td>22.5%</td> </tr> <tr> <td>Uncertain</td> <td>0</td> <td>0%</td> </tr> <tr> <td>Disagree</td> <td>0</td> <td>0%</td> </tr> <tr> <td>Strongly Disagree</td> <td>0</td> <td>0%</td> </tr> </tbody> </table>	Choice	Number	Percentage	Strongly Agree	26	65%	Agree	9	22.5%	Uncertain	0	0%	Disagree	0	0%	Strongly Disagree	0	0%	 <p> ● Stron... ● Agree </p>
Choice	Number	Percentage																			
Strongly Agree	26	65%																			
Agree	9	22.5%																			
Uncertain	0	0%																			
Disagree	0	0%																			
Strongly Disagree	0	0%																			
17	The method of assessment were reasonable	<table border="1"> <thead> <tr> <th>Choice</th> <th>Number</th> <th>Percentage</th> </tr> </thead> <tbody> <tr> <td>Strongly Agree</td> <td>25</td> <td>62.5%</td> </tr> <tr> <td>Agree</td> <td>10</td> <td>25%</td> </tr> <tr> <td>Uncertain</td> <td>0</td> <td>0%</td> </tr> <tr> <td>Disagree</td> <td>0</td> <td>0%</td> </tr> <tr> <td>Strongly Disagree</td> <td>0</td> <td>0%</td> </tr> </tbody> </table>	Choice	Number	Percentage	Strongly Agree	25	62.5%	Agree	10	25%	Uncertain	0	0%	Disagree	0	0%	Strongly Disagree	0	0%	 <p> ● Stron... ● Agree </p>
Choice	Number	Percentage																			
Strongly Agree	25	62.5%																			
Agree	10	25%																			
Uncertain	0	0%																			
Disagree	0	0%																			
Strongly Disagree	0	0%																			
18	Feedback on assessment was timely	<table border="1"> <thead> <tr> <th>Choice</th> <th>Number</th> <th>Percentage</th> </tr> </thead> <tbody> <tr> <td>Strongly Agree</td> <td>24</td> <td>60%</td> </tr> <tr> <td>Agree</td> <td>11</td> <td>27.5%</td> </tr> <tr> <td>Uncertain</td> <td>0</td> <td>0%</td> </tr> <tr> <td>Disagree</td> <td>0</td> <td>0%</td> </tr> <tr> <td>Strongly Disagree</td> <td>0</td> <td>0%</td> </tr> </tbody> </table>	Choice	Number	Percentage	Strongly Agree	24	60%	Agree	11	27.5%	Uncertain	0	0%	Disagree	0	0%	Strongly Disagree	0	0%	 <p> ● Stron... ● Agree </p>
Choice	Number	Percentage																			
Strongly Agree	24	60%																			
Agree	11	27.5%																			
Uncertain	0	0%																			
Disagree	0	0%																			
Strongly Disagree	0	0%																			
19	Feedback on assessment was helpful	<table border="1"> <thead> <tr> <th>Choice</th> <th>Number</th> <th>Percentage</th> </tr> </thead> <tbody> <tr> <td>Strongly Agree</td> <td>24</td> <td>60%</td> </tr> <tr> <td>Agree</td> <td>11</td> <td>27.5%</td> </tr> <tr> <td>Uncertain</td> <td>0</td> <td>0%</td> </tr> <tr> <td>Disagree</td> <td>0</td> <td>0%</td> </tr> <tr> <td>Strongly Disagree</td> <td>0</td> <td>0%</td> </tr> </tbody> </table>	Choice	Number	Percentage	Strongly Agree	24	60%	Agree	11	27.5%	Uncertain	0	0%	Disagree	0	0%	Strongly Disagree	0	0%	 <p> ● Stron... ● Agree </p>
Choice	Number	Percentage																			
Strongly Agree	24	60%																			
Agree	11	27.5%																			
Uncertain	0	0%																			
Disagree	0	0%																			
Strongly Disagree	0	0%																			

20	I understood the lectures	<table border="1"> <thead> <tr> <th>Choice</th> <th>Number</th> <th>Percentage</th> </tr> </thead> <tbody> <tr> <td>Strongly Agree</td> <td>28</td> <td>70%</td> </tr> <tr> <td>Agree</td> <td>7</td> <td>17.5%</td> </tr> <tr> <td>Uncertain</td> <td>0</td> <td>0%</td> </tr> <tr> <td>Disagree</td> <td>0</td> <td>0%</td> </tr> <tr> <td>Strongly Disagree</td> <td>0</td> <td>0%</td> </tr> </tbody> </table>	Choice	Number	Percentage	Strongly Agree	28	70%	Agree	7	17.5%	Uncertain	0	0%	Disagree	0	0%	Strongly Disagree	0	0%	 <p>● Stron... ● Agree</p>
Choice	Number	Percentage																			
Strongly Agree	28	70%																			
Agree	7	17.5%																			
Uncertain	0	0%																			
Disagree	0	0%																			
Strongly Disagree	0	0%																			
21	The material was well organized and presented	<table border="1"> <thead> <tr> <th>Choice</th> <th>Number</th> <th>Percentage</th> </tr> </thead> <tbody> <tr> <td>Strongly Agree</td> <td>28</td> <td>70%</td> </tr> <tr> <td>Agree</td> <td>7</td> <td>17.5%</td> </tr> <tr> <td>Uncertain</td> <td>0</td> <td>0%</td> </tr> <tr> <td>Disagree</td> <td>0</td> <td>0%</td> </tr> <tr> <td>Strongly Disagree</td> <td>0</td> <td>0%</td> </tr> </tbody> </table>	Choice	Number	Percentage	Strongly Agree	28	70%	Agree	7	17.5%	Uncertain	0	0%	Disagree	0	0%	Strongly Disagree	0	0%	 <p>● Stron... ● Agree</p>
Choice	Number	Percentage																			
Strongly Agree	28	70%																			
Agree	7	17.5%																			
Uncertain	0	0%																			
Disagree	0	0%																			
Strongly Disagree	0	0%																			
22	The instructor was responsive to student needs and problems	<table border="1"> <thead> <tr> <th>Choice</th> <th>Number</th> <th>Percentage</th> </tr> </thead> <tbody> <tr> <td>Strongly Agree</td> <td>26</td> <td>65%</td> </tr> <tr> <td>Agree</td> <td>9</td> <td>22.5%</td> </tr> <tr> <td>Uncertain</td> <td>0</td> <td>0%</td> </tr> <tr> <td>Disagree</td> <td>0</td> <td>0%</td> </tr> <tr> <td>Strongly Disagree</td> <td>0</td> <td>0%</td> </tr> </tbody> </table>	Choice	Number	Percentage	Strongly Agree	26	65%	Agree	9	22.5%	Uncertain	0	0%	Disagree	0	0%	Strongly Disagree	0	0%	 <p>● Stron... ● Agree</p>
Choice	Number	Percentage																			
Strongly Agree	26	65%																			
Agree	9	22.5%																			
Uncertain	0	0%																			
Disagree	0	0%																			
Strongly Disagree	0	0%																			
23	Had the instructor been regular throughout the course	<table border="1"> <thead> <tr> <th>Choice</th> <th>Number</th> <th>Percentage</th> </tr> </thead> <tbody> <tr> <td>Strongly Agree</td> <td>27</td> <td>67.5%</td> </tr> <tr> <td>Agree</td> <td>8</td> <td>20%</td> </tr> <tr> <td>Uncertain</td> <td>0</td> <td>0%</td> </tr> <tr> <td>Disagree</td> <td>0</td> <td>0%</td> </tr> <tr> <td>Strongly Disagree</td> <td>0</td> <td>0%</td> </tr> </tbody> </table>	Choice	Number	Percentage	Strongly Agree	27	67.5%	Agree	8	20%	Uncertain	0	0%	Disagree	0	0%	Strongly Disagree	0	0%	 <p>● Stron... ● Agree</p>
Choice	Number	Percentage																			
Strongly Agree	27	67.5%																			
Agree	8	20%																			
Uncertain	0	0%																			
Disagree	0	0%																			
Strongly Disagree	0	0%																			
24	The material in the tutorials was useful	<table border="1"> <thead> <tr> <th>Choice</th> <th>Number</th> <th>Percentage</th> </tr> </thead> <tbody> <tr> <td>Strongly Agree</td> <td>26</td> <td>65%</td> </tr> <tr> <td>Agree</td> <td>9</td> <td>22.5%</td> </tr> <tr> <td>Uncertain</td> <td>0</td> <td>0%</td> </tr> <tr> <td>Disagree</td> <td>0</td> <td>0%</td> </tr> <tr> <td>Strongly Disagree</td> <td>0</td> <td>0%</td> </tr> </tbody> </table>	Choice	Number	Percentage	Strongly Agree	26	65%	Agree	9	22.5%	Uncertain	0	0%	Disagree	0	0%	Strongly Disagree	0	0%	 <p>● Stron... ● Agree</p>
Choice	Number	Percentage																			
Strongly Agree	26	65%																			
Agree	9	22.5%																			
Uncertain	0	0%																			
Disagree	0	0%																			
Strongly Disagree	0	0%																			

25	I was happy with the amount of work needed for tutorials	<table border="1"> <thead> <tr> <th>Choice</th> <th>Number</th> <th>Percentage</th> </tr> </thead> <tbody> <tr> <td>Strongly Agree</td> <td>26</td> <td>65%</td> </tr> <tr> <td>Agree</td> <td>9</td> <td>22.5%</td> </tr> <tr> <td>Uncertain</td> <td>0</td> <td>0%</td> </tr> <tr> <td>Disagree</td> <td>0</td> <td>0%</td> </tr> <tr> <td>Strongly Disagree</td> <td>0</td> <td>0%</td> </tr> </tbody> </table>	Choice	Number	Percentage	Strongly Agree	26	65%	Agree	9	22.5%	Uncertain	0	0%	Disagree	0	0%	Strongly Disagree	0	0%	 <p>● Stron... ● Agree</p>
Choice	Number	Percentage																			
Strongly Agree	26	65%																			
Agree	9	22.5%																			
Uncertain	0	0%																			
Disagree	0	0%																			
Strongly Disagree	0	0%																			
26	The tutor dealt effectively with my problems	<table border="1"> <thead> <tr> <th>Choice</th> <th>Number</th> <th>Percentage</th> </tr> </thead> <tbody> <tr> <td>Strongly Agree</td> <td>24</td> <td>60%</td> </tr> <tr> <td>Agree</td> <td>11</td> <td>27.5%</td> </tr> <tr> <td>Uncertain</td> <td>0</td> <td>0%</td> </tr> <tr> <td>Disagree</td> <td>0</td> <td>0%</td> </tr> <tr> <td>Strongly Disagree</td> <td>0</td> <td>0%</td> </tr> </tbody> </table>	Choice	Number	Percentage	Strongly Agree	24	60%	Agree	11	27.5%	Uncertain	0	0%	Disagree	0	0%	Strongly Disagree	0	0%	 <p>● Stron... ● Agree</p>
Choice	Number	Percentage																			
Strongly Agree	24	60%																			
Agree	11	27.5%																			
Uncertain	0	0%																			
Disagree	0	0%																			
Strongly Disagree	0	0%																			
27	The material in the practicals was useful	<table border="1"> <thead> <tr> <th>Choice</th> <th>Number</th> <th>Percentage</th> </tr> </thead> <tbody> <tr> <td>Strongly Agree</td> <td>23</td> <td>57.5%</td> </tr> <tr> <td>Agree</td> <td>11</td> <td>27.5%</td> </tr> <tr> <td>Uncertain</td> <td>0</td> <td>0%</td> </tr> <tr> <td>Disagree</td> <td>1</td> <td>2.5%</td> </tr> <tr> <td>Strongly Disagree</td> <td>0</td> <td>0%</td> </tr> </tbody> </table>	Choice	Number	Percentage	Strongly Agree	23	57.5%	Agree	11	27.5%	Uncertain	0	0%	Disagree	1	2.5%	Strongly Disagree	0	0%	 <p>● Stron... ● Agree ● Disa...</p>
Choice	Number	Percentage																			
Strongly Agree	23	57.5%																			
Agree	11	27.5%																			
Uncertain	0	0%																			
Disagree	1	2.5%																			
Strongly Disagree	0	0%																			
28	The demonstrators dealt effectively with my problems	<table border="1"> <thead> <tr> <th>Choice</th> <th>Number</th> <th>Percentage</th> </tr> </thead> <tbody> <tr> <td>Strongly Agree</td> <td>24</td> <td>60%</td> </tr> <tr> <td>Agree</td> <td>10</td> <td>25%</td> </tr> <tr> <td>Uncertain</td> <td>0</td> <td>0%</td> </tr> <tr> <td>Disagree</td> <td>1</td> <td>2.5%</td> </tr> <tr> <td>Strongly Disagree</td> <td>0</td> <td>0%</td> </tr> </tbody> </table>	Choice	Number	Percentage	Strongly Agree	24	60%	Agree	10	25%	Uncertain	0	0%	Disagree	1	2.5%	Strongly Disagree	0	0%	 <p>● Stron... ● Agree ● Disa...</p>
Choice	Number	Percentage																			
Strongly Agree	24	60%																			
Agree	10	25%																			
Uncertain	0	0%																			
Disagree	1	2.5%																			
Strongly Disagree	0	0%																			

The best features of the Course were

Good

Good

Good

good

Excellent

Excellent

All

ok

good

good

was that the course was ISLAMIC STUDIES

Very Good

good

GOOD

Good

Nice subject

gooodd

good

good

good

knowing about islam

Excellent

Excellent

Excellent

Excellent

Complete

Complete

yes

very excellent

Excellent

Good

good

very good

nice.

Good

Good

good

30

The Course could have been improved by

Good
Good
Good
good

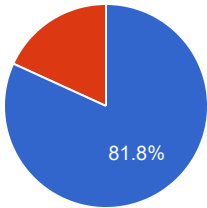
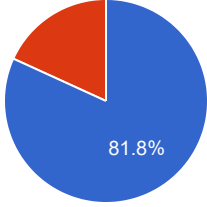
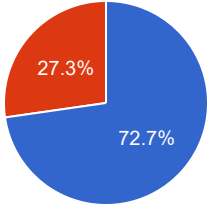
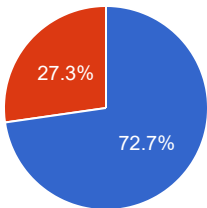
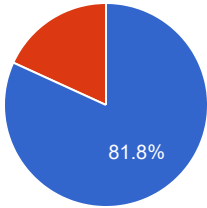
By study
By study
no need
ok
goood
good
attending all the classes
Very Good
good
GOOD
Good
Sir
goooddd
yes
good
good
studing about islam
Excellent
Excellent
Excellent
Excellent
Yes
Yes
good
very excellent
Excellent

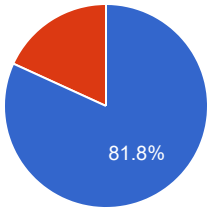
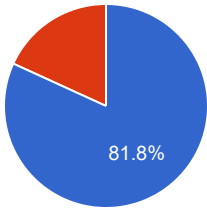
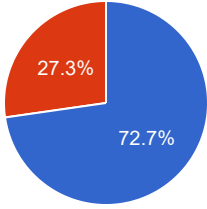
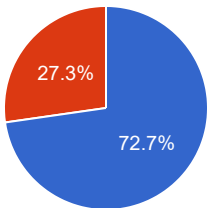
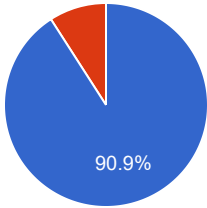
Good
good
very good
nice.
Good
Good
nice

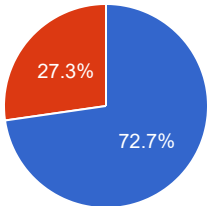
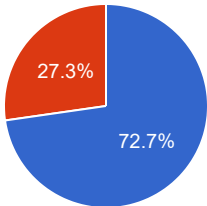
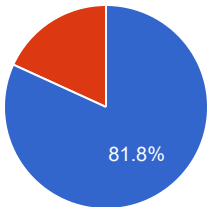
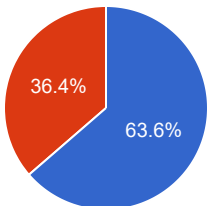
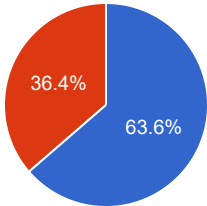
31	<p>The University does not tolerate discrimination on any irrelevant distinction (e.g. race, age, gender) and is committed to work with diversity in a wholly positive way. Please indicate below anything in relation to this Course which may run counter to this objective</p>	<p>Good Good good dissagree dissagree ok goood good no the course was good Very Good V GOOD Good gooddd yes good this teacher is best for teaching nil Excellent Excellent Excellent Excellent gret very good Excellent good very good Good Good</p>
----	---	---

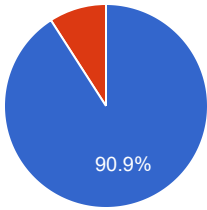
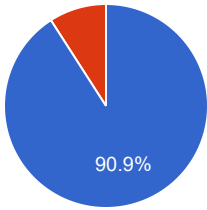
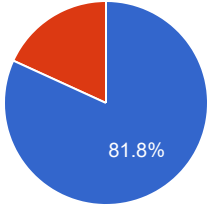
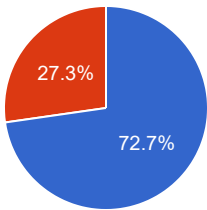
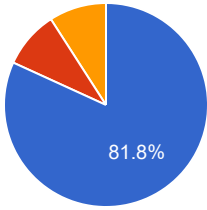
Course Evaluation - Program: 0278

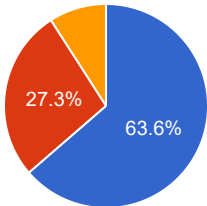
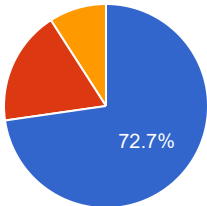
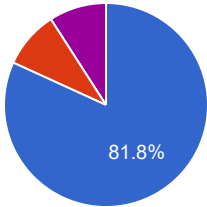
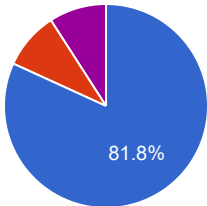
Teacher Name: MUHAMMAD KAMRAN		Course ID: HUM-101(2) Course Title: Islamic Studies		Session: 2018 Fall																			
Shift: Weekend -- Section: B		Total Strength: 107		Attempted: 11																			
S.No	Question	Opinions			Chart																		
1	The course objectives were clear	<table border="1"> <thead> <tr> <th>Choice</th> <th>Number</th> <th>Percentage</th> </tr> </thead> <tbody> <tr> <td>Strongly Agree</td> <td>9</td> <td>81.82%</td> </tr> <tr> <td>Agree</td> <td>2</td> <td>18.18%</td> </tr> <tr> <td>Uncertain</td> <td>0</td> <td>0%</td> </tr> <tr> <td>Disagree</td> <td>0</td> <td>0%</td> </tr> <tr> <td>Strongly Disagree</td> <td>0</td> <td>0%</td> </tr> </tbody> </table>	Choice	Number	Percentage	Strongly Agree	9	81.82%	Agree	2	18.18%	Uncertain	0	0%	Disagree	0	0%	Strongly Disagree	0	0%	<p>81.8%</p>		
Choice	Number	Percentage																					
Strongly Agree	9	81.82%																					
Agree	2	18.18%																					
Uncertain	0	0%																					
Disagree	0	0%																					
Strongly Disagree	0	0%																					
2	The Course workload was manageable	<table border="1"> <thead> <tr> <th>Choice</th> <th>Number</th> <th>Percentage</th> </tr> </thead> <tbody> <tr> <td>Strongly Agree</td> <td>9</td> <td>81.82%</td> </tr> <tr> <td>Agree</td> <td>2</td> <td>18.18%</td> </tr> <tr> <td>Uncertain</td> <td>0</td> <td>0%</td> </tr> <tr> <td>Disagree</td> <td>0</td> <td>0%</td> </tr> <tr> <td>Strongly Disagree</td> <td>0</td> <td>0%</td> </tr> </tbody> </table>	Choice	Number	Percentage	Strongly Agree	9	81.82%	Agree	2	18.18%	Uncertain	0	0%	Disagree	0	0%	Strongly Disagree	0	0%	<p>81.8%</p>		
Choice	Number	Percentage																					
Strongly Agree	9	81.82%																					
Agree	2	18.18%																					
Uncertain	0	0%																					
Disagree	0	0%																					
Strongly Disagree	0	0%																					
3	The Course was well organized (e.g. timely access to materials, notification of changes, etc.)	<table border="1"> <thead> <tr> <th>Choice</th> <th>Number</th> <th>Percentage</th> </tr> </thead> <tbody> <tr> <td>Strongly Agree</td> <td>9</td> <td>81.82%</td> </tr> <tr> <td>Agree</td> <td>2</td> <td>18.18%</td> </tr> <tr> <td>Uncertain</td> <td>0</td> <td>0%</td> </tr> <tr> <td>Disagree</td> <td>0</td> <td>0%</td> </tr> <tr> <td>Strongly Disagree</td> <td>0</td> <td>0%</td> </tr> </tbody> </table>	Choice	Number	Percentage	Strongly Agree	9	81.82%	Agree	2	18.18%	Uncertain	0	0%	Disagree	0	0%	Strongly Disagree	0	0%	<p>81.8%</p>		
Choice	Number	Percentage																					
Strongly Agree	9	81.82%																					
Agree	2	18.18%																					
Uncertain	0	0%																					
Disagree	0	0%																					
Strongly Disagree	0	0%																					
4	I participated actively in the Course	<table border="1"> <thead> <tr> <th>Choice</th> <th>Number</th> <th>Percentage</th> </tr> </thead> <tbody> <tr> <td>Strongly Agree</td> <td>10</td> <td>90.91%</td> </tr> <tr> <td>Agree</td> <td>1</td> <td>9.09%</td> </tr> <tr> <td>Uncertain</td> <td>0</td> <td>0%</td> </tr> <tr> <td>Disagree</td> <td>0</td> <td>0%</td> </tr> <tr> <td>Strongly Disagree</td> <td>0</td> <td>0%</td> </tr> </tbody> </table>	Choice	Number	Percentage	Strongly Agree	10	90.91%	Agree	1	9.09%	Uncertain	0	0%	Disagree	0	0%	Strongly Disagree	0	0%	<p>90.9%</p>		
Choice	Number	Percentage																					
Strongly Agree	10	90.91%																					
Agree	1	9.09%																					
Uncertain	0	0%																					
Disagree	0	0%																					
Strongly Disagree	0	0%																					

5	I think I have made progress in this Course	<table border="1"> <thead> <tr> <th>Choice</th> <th>Number</th> <th>Percentage</th> </tr> </thead> <tbody> <tr> <td>Strongly Agree</td> <td>9</td> <td>81.82%</td> </tr> <tr> <td>Agree</td> <td>2</td> <td>18.18%</td> </tr> <tr> <td>Uncertain</td> <td>0</td> <td>0%</td> </tr> <tr> <td>Disagree</td> <td>0</td> <td>0%</td> </tr> <tr> <td>Strongly Disagree</td> <td>0</td> <td>0%</td> </tr> </tbody> </table>	Choice	Number	Percentage	Strongly Agree	9	81.82%	Agree	2	18.18%	Uncertain	0	0%	Disagree	0	0%	Strongly Disagree	0	0%	 <p>81.8%</p> <ul style="list-style-type: none"> ● Stron... ● Agree
Choice	Number	Percentage																			
Strongly Agree	9	81.82%																			
Agree	2	18.18%																			
Uncertain	0	0%																			
Disagree	0	0%																			
Strongly Disagree	0	0%																			
6	I think the Course was well structured to achieve the learning outcomes (there was a good balance of lectures, tutorials, practical etc.)	<table border="1"> <thead> <tr> <th>Choice</th> <th>Number</th> <th>Percentage</th> </tr> </thead> <tbody> <tr> <td>Strongly Agree</td> <td>9</td> <td>81.82%</td> </tr> <tr> <td>Agree</td> <td>2</td> <td>18.18%</td> </tr> <tr> <td>Uncertain</td> <td>0</td> <td>0%</td> </tr> <tr> <td>Disagree</td> <td>0</td> <td>0%</td> </tr> <tr> <td>Strongly Disagree</td> <td>0</td> <td>0%</td> </tr> </tbody> </table>	Choice	Number	Percentage	Strongly Agree	9	81.82%	Agree	2	18.18%	Uncertain	0	0%	Disagree	0	0%	Strongly Disagree	0	0%	 <p>81.8%</p> <ul style="list-style-type: none"> ● Stron... ● Agree
Choice	Number	Percentage																			
Strongly Agree	9	81.82%																			
Agree	2	18.18%																			
Uncertain	0	0%																			
Disagree	0	0%																			
Strongly Disagree	0	0%																			
7	The learning and teaching methods encouraged participation	<table border="1"> <thead> <tr> <th>Choice</th> <th>Number</th> <th>Percentage</th> </tr> </thead> <tbody> <tr> <td>Strongly Agree</td> <td>8</td> <td>72.73%</td> </tr> <tr> <td>Agree</td> <td>3</td> <td>27.27%</td> </tr> <tr> <td>Uncertain</td> <td>0</td> <td>0%</td> </tr> <tr> <td>Disagree</td> <td>0</td> <td>0%</td> </tr> <tr> <td>Strongly Disagree</td> <td>0</td> <td>0%</td> </tr> </tbody> </table>	Choice	Number	Percentage	Strongly Agree	8	72.73%	Agree	3	27.27%	Uncertain	0	0%	Disagree	0	0%	Strongly Disagree	0	0%	 <p>72.7%</p> <p>27.3%</p> <ul style="list-style-type: none"> ● Stron... ● Agree
Choice	Number	Percentage																			
Strongly Agree	8	72.73%																			
Agree	3	27.27%																			
Uncertain	0	0%																			
Disagree	0	0%																			
Strongly Disagree	0	0%																			
8	The overall environment in the class was conducive to learning	<table border="1"> <thead> <tr> <th>Choice</th> <th>Number</th> <th>Percentage</th> </tr> </thead> <tbody> <tr> <td>Strongly Agree</td> <td>8</td> <td>72.73%</td> </tr> <tr> <td>Agree</td> <td>3</td> <td>27.27%</td> </tr> <tr> <td>Uncertain</td> <td>0</td> <td>0%</td> </tr> <tr> <td>Disagree</td> <td>0</td> <td>0%</td> </tr> <tr> <td>Strongly Disagree</td> <td>0</td> <td>0%</td> </tr> </tbody> </table>	Choice	Number	Percentage	Strongly Agree	8	72.73%	Agree	3	27.27%	Uncertain	0	0%	Disagree	0	0%	Strongly Disagree	0	0%	 <p>72.7%</p> <p>27.3%</p> <ul style="list-style-type: none"> ● Stron... ● Agree
Choice	Number	Percentage																			
Strongly Agree	8	72.73%																			
Agree	3	27.27%																			
Uncertain	0	0%																			
Disagree	0	0%																			
Strongly Disagree	0	0%																			
9	Classrooms were satisfactory	<table border="1"> <thead> <tr> <th>Choice</th> <th>Number</th> <th>Percentage</th> </tr> </thead> <tbody> <tr> <td>Strongly Agree</td> <td>9</td> <td>81.82%</td> </tr> <tr> <td>Agree</td> <td>2</td> <td>18.18%</td> </tr> <tr> <td>Uncertain</td> <td>0</td> <td>0%</td> </tr> <tr> <td>Disagree</td> <td>0</td> <td>0%</td> </tr> <tr> <td>Strongly Disagree</td> <td>0</td> <td>0%</td> </tr> </tbody> </table>	Choice	Number	Percentage	Strongly Agree	9	81.82%	Agree	2	18.18%	Uncertain	0	0%	Disagree	0	0%	Strongly Disagree	0	0%	 <p>81.8%</p> <ul style="list-style-type: none"> ● Stron... ● Agree
Choice	Number	Percentage																			
Strongly Agree	9	81.82%																			
Agree	2	18.18%																			
Uncertain	0	0%																			
Disagree	0	0%																			
Strongly Disagree	0	0%																			

10	Learning materials (Lesson Plans, Course Notes etc.) were relevant and useful	<table border="1"> <thead> <tr> <th>Choice</th> <th>Number</th> <th>Percentage</th> </tr> </thead> <tbody> <tr> <td>Strongly Agree</td> <td>9</td> <td>81.82%</td> </tr> <tr> <td>Agree</td> <td>2</td> <td>18.18%</td> </tr> <tr> <td>Uncertain</td> <td>0</td> <td>0%</td> </tr> <tr> <td>Disagree</td> <td>0</td> <td>0%</td> </tr> <tr> <td>Strongly Disagree</td> <td>0</td> <td>0%</td> </tr> </tbody> </table>	Choice	Number	Percentage	Strongly Agree	9	81.82%	Agree	2	18.18%	Uncertain	0	0%	Disagree	0	0%	Strongly Disagree	0	0%	 <p>81.8%</p> <ul style="list-style-type: none"> ● Stron... ● Agree
Choice	Number	Percentage																			
Strongly Agree	9	81.82%																			
Agree	2	18.18%																			
Uncertain	0	0%																			
Disagree	0	0%																			
Strongly Disagree	0	0%																			
11	Recommended reading Books etc. were relevant and appropriate	<table border="1"> <thead> <tr> <th>Choice</th> <th>Number</th> <th>Percentage</th> </tr> </thead> <tbody> <tr> <td>Strongly Agree</td> <td>9</td> <td>81.82%</td> </tr> <tr> <td>Agree</td> <td>2</td> <td>18.18%</td> </tr> <tr> <td>Uncertain</td> <td>0</td> <td>0%</td> </tr> <tr> <td>Disagree</td> <td>0</td> <td>0%</td> </tr> <tr> <td>Strongly Disagree</td> <td>0</td> <td>0%</td> </tr> </tbody> </table>	Choice	Number	Percentage	Strongly Agree	9	81.82%	Agree	2	18.18%	Uncertain	0	0%	Disagree	0	0%	Strongly Disagree	0	0%	 <p>81.8%</p> <ul style="list-style-type: none"> ● Stron... ● Agree
Choice	Number	Percentage																			
Strongly Agree	9	81.82%																			
Agree	2	18.18%																			
Uncertain	0	0%																			
Disagree	0	0%																			
Strongly Disagree	0	0%																			
12	The provision of learning resources in the library was adequate and appropriate	<table border="1"> <thead> <tr> <th>Choice</th> <th>Number</th> <th>Percentage</th> </tr> </thead> <tbody> <tr> <td>Strongly Agree</td> <td>8</td> <td>72.73%</td> </tr> <tr> <td>Agree</td> <td>3</td> <td>27.27%</td> </tr> <tr> <td>Uncertain</td> <td>0</td> <td>0%</td> </tr> <tr> <td>Disagree</td> <td>0</td> <td>0%</td> </tr> <tr> <td>Strongly Disagree</td> <td>0</td> <td>0%</td> </tr> </tbody> </table>	Choice	Number	Percentage	Strongly Agree	8	72.73%	Agree	3	27.27%	Uncertain	0	0%	Disagree	0	0%	Strongly Disagree	0	0%	 <p>72.7%</p> <p>27.3%</p> <ul style="list-style-type: none"> ● Stron... ● Agree
Choice	Number	Percentage																			
Strongly Agree	8	72.73%																			
Agree	3	27.27%																			
Uncertain	0	0%																			
Disagree	0	0%																			
Strongly Disagree	0	0%																			
13	The provision of learning resources on the Web was adequate and appropriate (if relevant)	<table border="1"> <thead> <tr> <th>Choice</th> <th>Number</th> <th>Percentage</th> </tr> </thead> <tbody> <tr> <td>Strongly Agree</td> <td>8</td> <td>72.73%</td> </tr> <tr> <td>Agree</td> <td>3</td> <td>27.27%</td> </tr> <tr> <td>Uncertain</td> <td>0</td> <td>0%</td> </tr> <tr> <td>Disagree</td> <td>0</td> <td>0%</td> </tr> <tr> <td>Strongly Disagree</td> <td>0</td> <td>0%</td> </tr> </tbody> </table>	Choice	Number	Percentage	Strongly Agree	8	72.73%	Agree	3	27.27%	Uncertain	0	0%	Disagree	0	0%	Strongly Disagree	0	0%	 <p>72.7%</p> <p>27.3%</p> <ul style="list-style-type: none"> ● Stron... ● Agree
Choice	Number	Percentage																			
Strongly Agree	8	72.73%																			
Agree	3	27.27%																			
Uncertain	0	0%																			
Disagree	0	0%																			
Strongly Disagree	0	0%																			
14	The Course stimulated my interest and thought on the subject area	<table border="1"> <thead> <tr> <th>Choice</th> <th>Number</th> <th>Percentage</th> </tr> </thead> <tbody> <tr> <td>Strongly Agree</td> <td>10</td> <td>90.91%</td> </tr> <tr> <td>Agree</td> <td>1</td> <td>9.09%</td> </tr> <tr> <td>Uncertain</td> <td>0</td> <td>0%</td> </tr> <tr> <td>Disagree</td> <td>0</td> <td>0%</td> </tr> <tr> <td>Strongly Disagree</td> <td>0</td> <td>0%</td> </tr> </tbody> </table>	Choice	Number	Percentage	Strongly Agree	10	90.91%	Agree	1	9.09%	Uncertain	0	0%	Disagree	0	0%	Strongly Disagree	0	0%	 <p>90.9%</p> <ul style="list-style-type: none"> ● Stron... ● Agree
Choice	Number	Percentage																			
Strongly Agree	10	90.91%																			
Agree	1	9.09%																			
Uncertain	0	0%																			
Disagree	0	0%																			
Strongly Disagree	0	0%																			

15	The pace of the Course was appropriate	<table border="1"> <thead> <tr> <th>Choice</th> <th>Number</th> <th>Percentage</th> </tr> </thead> <tbody> <tr> <td>Strongly Agree</td> <td>8</td> <td>72.73%</td> </tr> <tr> <td>Agree</td> <td>3</td> <td>27.27%</td> </tr> <tr> <td>Uncertain</td> <td>0</td> <td>0%</td> </tr> <tr> <td>Disagree</td> <td>0</td> <td>0%</td> </tr> <tr> <td>Strongly Disagree</td> <td>0</td> <td>0%</td> </tr> </tbody> </table>	Choice	Number	Percentage	Strongly Agree	8	72.73%	Agree	3	27.27%	Uncertain	0	0%	Disagree	0	0%	Strongly Disagree	0	0%	 <p>● Stron... ● Agree</p>
Choice	Number	Percentage																			
Strongly Agree	8	72.73%																			
Agree	3	27.27%																			
Uncertain	0	0%																			
Disagree	0	0%																			
Strongly Disagree	0	0%																			
16	Ideas and concepts were presented clearly	<table border="1"> <thead> <tr> <th>Choice</th> <th>Number</th> <th>Percentage</th> </tr> </thead> <tbody> <tr> <td>Strongly Agree</td> <td>8</td> <td>72.73%</td> </tr> <tr> <td>Agree</td> <td>3</td> <td>27.27%</td> </tr> <tr> <td>Uncertain</td> <td>0</td> <td>0%</td> </tr> <tr> <td>Disagree</td> <td>0</td> <td>0%</td> </tr> <tr> <td>Strongly Disagree</td> <td>0</td> <td>0%</td> </tr> </tbody> </table>	Choice	Number	Percentage	Strongly Agree	8	72.73%	Agree	3	27.27%	Uncertain	0	0%	Disagree	0	0%	Strongly Disagree	0	0%	 <p>● Stron... ● Agree</p>
Choice	Number	Percentage																			
Strongly Agree	8	72.73%																			
Agree	3	27.27%																			
Uncertain	0	0%																			
Disagree	0	0%																			
Strongly Disagree	0	0%																			
17	The method of assessment were reasonable	<table border="1"> <thead> <tr> <th>Choice</th> <th>Number</th> <th>Percentage</th> </tr> </thead> <tbody> <tr> <td>Strongly Agree</td> <td>9</td> <td>81.82%</td> </tr> <tr> <td>Agree</td> <td>2</td> <td>18.18%</td> </tr> <tr> <td>Uncertain</td> <td>0</td> <td>0%</td> </tr> <tr> <td>Disagree</td> <td>0</td> <td>0%</td> </tr> <tr> <td>Strongly Disagree</td> <td>0</td> <td>0%</td> </tr> </tbody> </table>	Choice	Number	Percentage	Strongly Agree	9	81.82%	Agree	2	18.18%	Uncertain	0	0%	Disagree	0	0%	Strongly Disagree	0	0%	 <p>● Stron... ● Agree</p>
Choice	Number	Percentage																			
Strongly Agree	9	81.82%																			
Agree	2	18.18%																			
Uncertain	0	0%																			
Disagree	0	0%																			
Strongly Disagree	0	0%																			
18	Feedback on assessment was timely	<table border="1"> <thead> <tr> <th>Choice</th> <th>Number</th> <th>Percentage</th> </tr> </thead> <tbody> <tr> <td>Strongly Agree</td> <td>7</td> <td>63.64%</td> </tr> <tr> <td>Agree</td> <td>4</td> <td>36.36%</td> </tr> <tr> <td>Uncertain</td> <td>0</td> <td>0%</td> </tr> <tr> <td>Disagree</td> <td>0</td> <td>0%</td> </tr> <tr> <td>Strongly Disagree</td> <td>0</td> <td>0%</td> </tr> </tbody> </table>	Choice	Number	Percentage	Strongly Agree	7	63.64%	Agree	4	36.36%	Uncertain	0	0%	Disagree	0	0%	Strongly Disagree	0	0%	 <p>● Stron... ● Agree</p>
Choice	Number	Percentage																			
Strongly Agree	7	63.64%																			
Agree	4	36.36%																			
Uncertain	0	0%																			
Disagree	0	0%																			
Strongly Disagree	0	0%																			
19	Feedback on assessment was helpful	<table border="1"> <thead> <tr> <th>Choice</th> <th>Number</th> <th>Percentage</th> </tr> </thead> <tbody> <tr> <td>Strongly Agree</td> <td>7</td> <td>63.64%</td> </tr> <tr> <td>Agree</td> <td>4</td> <td>36.36%</td> </tr> <tr> <td>Uncertain</td> <td>0</td> <td>0%</td> </tr> <tr> <td>Disagree</td> <td>0</td> <td>0%</td> </tr> <tr> <td>Strongly Disagree</td> <td>0</td> <td>0%</td> </tr> </tbody> </table>	Choice	Number	Percentage	Strongly Agree	7	63.64%	Agree	4	36.36%	Uncertain	0	0%	Disagree	0	0%	Strongly Disagree	0	0%	 <p>● Stron... ● Agree</p>
Choice	Number	Percentage																			
Strongly Agree	7	63.64%																			
Agree	4	36.36%																			
Uncertain	0	0%																			
Disagree	0	0%																			
Strongly Disagree	0	0%																			

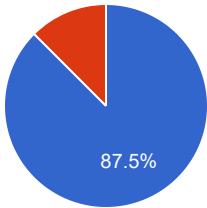
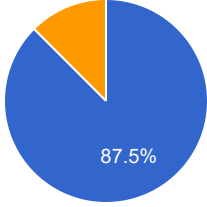
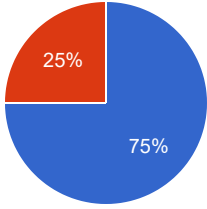
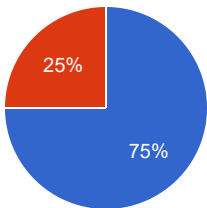
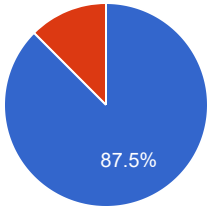
20	I understood the lectures	<table border="1"> <thead> <tr> <th>Choice</th> <th>Number</th> <th>Percentage</th> </tr> </thead> <tbody> <tr> <td>Strongly Agree</td> <td>10</td> <td>90.91%</td> </tr> <tr> <td>Agree</td> <td>1</td> <td>9.09%</td> </tr> <tr> <td>Uncertain</td> <td>0</td> <td>0%</td> </tr> <tr> <td>Disagree</td> <td>0</td> <td>0%</td> </tr> <tr> <td>Strongly Disagree</td> <td>0</td> <td>0%</td> </tr> </tbody> </table>	Choice	Number	Percentage	Strongly Agree	10	90.91%	Agree	1	9.09%	Uncertain	0	0%	Disagree	0	0%	Strongly Disagree	0	0%	 <p>90.9%</p> <ul style="list-style-type: none"> ● Stron... ● Agree
Choice	Number	Percentage																			
Strongly Agree	10	90.91%																			
Agree	1	9.09%																			
Uncertain	0	0%																			
Disagree	0	0%																			
Strongly Disagree	0	0%																			
21	The material was well organized and presented	<table border="1"> <thead> <tr> <th>Choice</th> <th>Number</th> <th>Percentage</th> </tr> </thead> <tbody> <tr> <td>Strongly Agree</td> <td>10</td> <td>90.91%</td> </tr> <tr> <td>Agree</td> <td>1</td> <td>9.09%</td> </tr> <tr> <td>Uncertain</td> <td>0</td> <td>0%</td> </tr> <tr> <td>Disagree</td> <td>0</td> <td>0%</td> </tr> <tr> <td>Strongly Disagree</td> <td>0</td> <td>0%</td> </tr> </tbody> </table>	Choice	Number	Percentage	Strongly Agree	10	90.91%	Agree	1	9.09%	Uncertain	0	0%	Disagree	0	0%	Strongly Disagree	0	0%	 <p>90.9%</p> <ul style="list-style-type: none"> ● Stron... ● Agree
Choice	Number	Percentage																			
Strongly Agree	10	90.91%																			
Agree	1	9.09%																			
Uncertain	0	0%																			
Disagree	0	0%																			
Strongly Disagree	0	0%																			
22	The instructor was responsive to student needs and problems	<table border="1"> <thead> <tr> <th>Choice</th> <th>Number</th> <th>Percentage</th> </tr> </thead> <tbody> <tr> <td>Strongly Agree</td> <td>9</td> <td>81.82%</td> </tr> <tr> <td>Agree</td> <td>2</td> <td>18.18%</td> </tr> <tr> <td>Uncertain</td> <td>0</td> <td>0%</td> </tr> <tr> <td>Disagree</td> <td>0</td> <td>0%</td> </tr> <tr> <td>Strongly Disagree</td> <td>0</td> <td>0%</td> </tr> </tbody> </table>	Choice	Number	Percentage	Strongly Agree	9	81.82%	Agree	2	18.18%	Uncertain	0	0%	Disagree	0	0%	Strongly Disagree	0	0%	 <p>81.8%</p> <ul style="list-style-type: none"> ● Stron... ● Agree
Choice	Number	Percentage																			
Strongly Agree	9	81.82%																			
Agree	2	18.18%																			
Uncertain	0	0%																			
Disagree	0	0%																			
Strongly Disagree	0	0%																			
23	Had the instructor been regular throughout the course	<table border="1"> <thead> <tr> <th>Choice</th> <th>Number</th> <th>Percentage</th> </tr> </thead> <tbody> <tr> <td>Strongly Agree</td> <td>8</td> <td>72.73%</td> </tr> <tr> <td>Agree</td> <td>3</td> <td>27.27%</td> </tr> <tr> <td>Uncertain</td> <td>0</td> <td>0%</td> </tr> <tr> <td>Disagree</td> <td>0</td> <td>0%</td> </tr> <tr> <td>Strongly Disagree</td> <td>0</td> <td>0%</td> </tr> </tbody> </table>	Choice	Number	Percentage	Strongly Agree	8	72.73%	Agree	3	27.27%	Uncertain	0	0%	Disagree	0	0%	Strongly Disagree	0	0%	 <p>72.7%</p> <p>27.3%</p> <ul style="list-style-type: none"> ● Stron... ● Agree
Choice	Number	Percentage																			
Strongly Agree	8	72.73%																			
Agree	3	27.27%																			
Uncertain	0	0%																			
Disagree	0	0%																			
Strongly Disagree	0	0%																			
24	The material in the tutorials was useful	<table border="1"> <thead> <tr> <th>Choice</th> <th>Number</th> <th>Percentage</th> </tr> </thead> <tbody> <tr> <td>Strongly Agree</td> <td>9</td> <td>81.82%</td> </tr> <tr> <td>Agree</td> <td>1</td> <td>9.09%</td> </tr> <tr> <td>Uncertain</td> <td>1</td> <td>9.09%</td> </tr> <tr> <td>Disagree</td> <td>0</td> <td>0%</td> </tr> <tr> <td>Strongly Disagree</td> <td>0</td> <td>0%</td> </tr> </tbody> </table>	Choice	Number	Percentage	Strongly Agree	9	81.82%	Agree	1	9.09%	Uncertain	1	9.09%	Disagree	0	0%	Strongly Disagree	0	0%	 <p>81.8%</p> <ul style="list-style-type: none"> ● Stron... ● Agree ● Unce...
Choice	Number	Percentage																			
Strongly Agree	9	81.82%																			
Agree	1	9.09%																			
Uncertain	1	9.09%																			
Disagree	0	0%																			
Strongly Disagree	0	0%																			



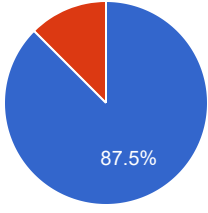
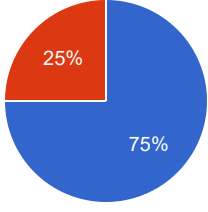

25	I was happy with the amount of work needed for tutorials	<table border="1"> <thead> <tr> <th>Choice</th> <th>Number</th> <th>Percentage</th> </tr> </thead> <tbody> <tr> <td>Strongly Agree</td> <td>7</td> <td>63.64%</td> </tr> <tr> <td>Agree</td> <td>3</td> <td>27.27%</td> </tr> <tr> <td>Uncertain</td> <td>1</td> <td>9.09%</td> </tr> <tr> <td>Disagree</td> <td>0</td> <td>0%</td> </tr> <tr> <td>Strongly Disagree</td> <td>0</td> <td>0%</td> </tr> </tbody> </table>	Choice	Number	Percentage	Strongly Agree	7	63.64%	Agree	3	27.27%	Uncertain	1	9.09%	Disagree	0	0%	Strongly Disagree	0	0%	 <p> ● Stron... ● Agree ● Unce... </p>
Choice	Number	Percentage																			
Strongly Agree	7	63.64%																			
Agree	3	27.27%																			
Uncertain	1	9.09%																			
Disagree	0	0%																			
Strongly Disagree	0	0%																			
26	The tutor dealt effectively with my problems	<table border="1"> <thead> <tr> <th>Choice</th> <th>Number</th> <th>Percentage</th> </tr> </thead> <tbody> <tr> <td>Strongly Agree</td> <td>8</td> <td>72.73%</td> </tr> <tr> <td>Agree</td> <td>2</td> <td>18.18%</td> </tr> <tr> <td>Uncertain</td> <td>1</td> <td>9.09%</td> </tr> <tr> <td>Disagree</td> <td>0</td> <td>0%</td> </tr> <tr> <td>Strongly Disagree</td> <td>0</td> <td>0%</td> </tr> </tbody> </table>	Choice	Number	Percentage	Strongly Agree	8	72.73%	Agree	2	18.18%	Uncertain	1	9.09%	Disagree	0	0%	Strongly Disagree	0	0%	 <p> ● Stron... ● Agree ● Unce... </p>
Choice	Number	Percentage																			
Strongly Agree	8	72.73%																			
Agree	2	18.18%																			
Uncertain	1	9.09%																			
Disagree	0	0%																			
Strongly Disagree	0	0%																			
27	The material in the practicals was useful	<table border="1"> <thead> <tr> <th>Choice</th> <th>Number</th> <th>Percentage</th> </tr> </thead> <tbody> <tr> <td>Strongly Agree</td> <td>9</td> <td>81.82%</td> </tr> <tr> <td>Agree</td> <td>1</td> <td>9.09%</td> </tr> <tr> <td>Uncertain</td> <td>0</td> <td>0%</td> </tr> <tr> <td>Disagree</td> <td>0</td> <td>0%</td> </tr> <tr> <td>Strongly Disagree</td> <td>1</td> <td>9.09%</td> </tr> </tbody> </table>	Choice	Number	Percentage	Strongly Agree	9	81.82%	Agree	1	9.09%	Uncertain	0	0%	Disagree	0	0%	Strongly Disagree	1	9.09%	 <p> ● Stron... ● Agree ● Stron... </p>
Choice	Number	Percentage																			
Strongly Agree	9	81.82%																			
Agree	1	9.09%																			
Uncertain	0	0%																			
Disagree	0	0%																			
Strongly Disagree	1	9.09%																			
28	The demonstrators dealt effectively with my problems	<table border="1"> <thead> <tr> <th>Choice</th> <th>Number</th> <th>Percentage</th> </tr> </thead> <tbody> <tr> <td>Strongly Agree</td> <td>9</td> <td>81.82%</td> </tr> <tr> <td>Agree</td> <td>1</td> <td>9.09%</td> </tr> <tr> <td>Uncertain</td> <td>0</td> <td>0%</td> </tr> <tr> <td>Disagree</td> <td>0</td> <td>0%</td> </tr> <tr> <td>Strongly Disagree</td> <td>1</td> <td>9.09%</td> </tr> </tbody> </table>	Choice	Number	Percentage	Strongly Agree	9	81.82%	Agree	1	9.09%	Uncertain	0	0%	Disagree	0	0%	Strongly Disagree	1	9.09%	 <p> ● Stron... ● Agree ● Stron... </p>
Choice	Number	Percentage																			
Strongly Agree	9	81.82%																			
Agree	1	9.09%																			
Uncertain	0	0%																			
Disagree	0	0%																			
Strongly Disagree	1	9.09%																			
29	The best features of the Course were	<p>g well and nice goods</p> <p>Islamic Course very well best event course pack, excellent. lectures were interesting and lecturer was engaging. exams were difficult but fair. one of my favourite course at uni so far. Good lecturer and good coursepack - The strong elements of working out in many of the proofs.</p> <p>n The best features GOOD</p>																			

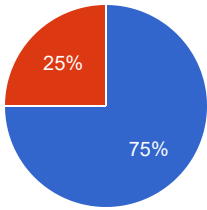
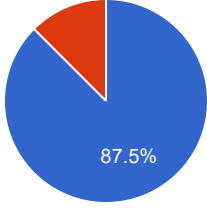
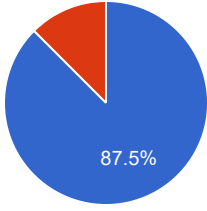
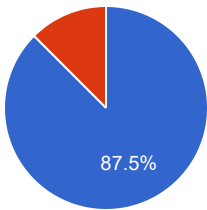
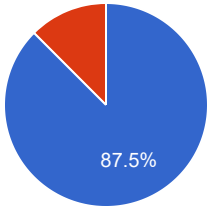
30	The Course could have been improved by	g well teaching by practical Muhammad Kamran yes have improved lecturer went too fast through the course. Could have spent a little bit more time on some examples. Lack of examples for most sections of the course. - Students sitting the exam on different days should get different versions of the exam. nn fd GOOD
31	The University does not tolerate discrimination on any irrelevant distinction (e.g. race, age, gender) and is committed to work with diversity in a wholly positive way. Please indicate below anything in relation to this Course which may run counter to this objective	g ever thing is fine Agree gender best yes n saxc GOOD


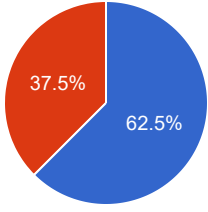
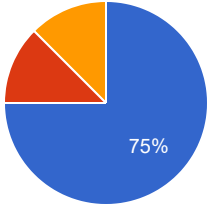
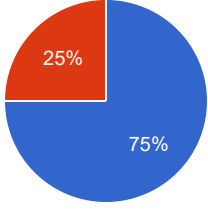
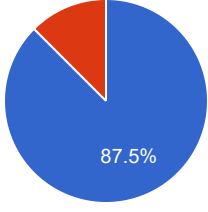
Course Evaluation - Program: 0278

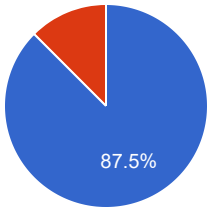
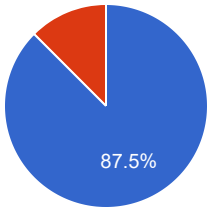
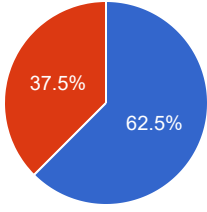
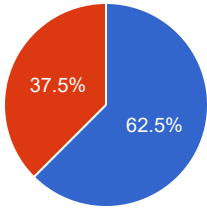
Teacher Name: SYED BILAL AHMAD SHAH		Course ID: CT-107(L) Course Title: Applied Mechanics		Session: 2018 Fall																			
Shift: Weekend -- Section: B		Total Strength: 51		Attempted: 10																			
S.No	Question	Opinions			Chart																		
1	The course objectives were clear	<table border="1"> <thead> <tr> <th>Choice</th> <th>Number</th> <th>Percentage</th> </tr> </thead> <tbody> <tr> <td>Strongly Agree</td> <td>6</td> <td>60%</td> </tr> <tr> <td>Agree</td> <td>2</td> <td>20%</td> </tr> <tr> <td>Uncertain</td> <td>0</td> <td>0%</td> </tr> <tr> <td>Disagree</td> <td>0</td> <td>0%</td> </tr> <tr> <td>Strongly Disagree</td> <td>0</td> <td>0%</td> </tr> </tbody> </table>	Choice	Number	Percentage	Strongly Agree	6	60%	Agree	2	20%	Uncertain	0	0%	Disagree	0	0%	Strongly Disagree	0	0%	<p>Legend: ● Stron... (blue), ● Agree (red)</p>		
Choice	Number	Percentage																					
Strongly Agree	6	60%																					
Agree	2	20%																					
Uncertain	0	0%																					
Disagree	0	0%																					
Strongly Disagree	0	0%																					
2	The Course workload was manageable	<table border="1"> <thead> <tr> <th>Choice</th> <th>Number</th> <th>Percentage</th> </tr> </thead> <tbody> <tr> <td>Strongly Agree</td> <td>5</td> <td>50%</td> </tr> <tr> <td>Agree</td> <td>3</td> <td>30%</td> </tr> <tr> <td>Uncertain</td> <td>0</td> <td>0%</td> </tr> <tr> <td>Disagree</td> <td>0</td> <td>0%</td> </tr> <tr> <td>Strongly Disagree</td> <td>0</td> <td>0%</td> </tr> </tbody> </table>	Choice	Number	Percentage	Strongly Agree	5	50%	Agree	3	30%	Uncertain	0	0%	Disagree	0	0%	Strongly Disagree	0	0%	<p>Legend: ● Stron... (blue), ● Agree (red)</p>		
Choice	Number	Percentage																					
Strongly Agree	5	50%																					
Agree	3	30%																					
Uncertain	0	0%																					
Disagree	0	0%																					
Strongly Disagree	0	0%																					
3	The Course was well organized (e.g. timely access to materials, notification of changes, etc.)	<table border="1"> <thead> <tr> <th>Choice</th> <th>Number</th> <th>Percentage</th> </tr> </thead> <tbody> <tr> <td>Strongly Agree</td> <td>6</td> <td>60%</td> </tr> <tr> <td>Agree</td> <td>1</td> <td>10%</td> </tr> <tr> <td>Uncertain</td> <td>1</td> <td>10%</td> </tr> <tr> <td>Disagree</td> <td>0</td> <td>0%</td> </tr> <tr> <td>Strongly Disagree</td> <td>0</td> <td>0%</td> </tr> </tbody> </table>	Choice	Number	Percentage	Strongly Agree	6	60%	Agree	1	10%	Uncertain	1	10%	Disagree	0	0%	Strongly Disagree	0	0%	<p>Legend: ● Stron... (blue), ● Agree (red), ● Unce... (yellow)</p>		
Choice	Number	Percentage																					
Strongly Agree	6	60%																					
Agree	1	10%																					
Uncertain	1	10%																					
Disagree	0	0%																					
Strongly Disagree	0	0%																					
4	I participated actively in the Course	<table border="1"> <thead> <tr> <th>Choice</th> <th>Number</th> <th>Percentage</th> </tr> </thead> <tbody> <tr> <td>Strongly Agree</td> <td>7</td> <td>70%</td> </tr> <tr> <td>Agree</td> <td>1</td> <td>10%</td> </tr> <tr> <td>Uncertain</td> <td>0</td> <td>0%</td> </tr> <tr> <td>Disagree</td> <td>0</td> <td>0%</td> </tr> <tr> <td>Strongly Disagree</td> <td>0</td> <td>0%</td> </tr> </tbody> </table>	Choice	Number	Percentage	Strongly Agree	7	70%	Agree	1	10%	Uncertain	0	0%	Disagree	0	0%	Strongly Disagree	0	0%	<p>Legend: ● Stron... (blue), ● Agree (red)</p>		
Choice	Number	Percentage																					
Strongly Agree	7	70%																					
Agree	1	10%																					
Uncertain	0	0%																					
Disagree	0	0%																					
Strongly Disagree	0	0%																					

5	I think I have made progress in this Course	<table border="1"> <thead> <tr> <th>Choice</th> <th>Number</th> <th>Percentage</th> </tr> </thead> <tbody> <tr> <td>Strongly Agree</td> <td>7</td> <td>70%</td> </tr> <tr> <td>Agree</td> <td>1</td> <td>10%</td> </tr> <tr> <td>Uncertain</td> <td>0</td> <td>0%</td> </tr> <tr> <td>Disagree</td> <td>0</td> <td>0%</td> </tr> <tr> <td>Strongly Disagree</td> <td>0</td> <td>0%</td> </tr> </tbody> </table>	Choice	Number	Percentage	Strongly Agree	7	70%	Agree	1	10%	Uncertain	0	0%	Disagree	0	0%	Strongly Disagree	0	0%	 <p>87.5%</p> <ul style="list-style-type: none"> ● Stron... ● Agree
Choice	Number	Percentage																			
Strongly Agree	7	70%																			
Agree	1	10%																			
Uncertain	0	0%																			
Disagree	0	0%																			
Strongly Disagree	0	0%																			
6	I think the Course was well structured to achieve the learning outcomes (there was a good balance of lectures, tutorials, practical etc.)	<table border="1"> <thead> <tr> <th>Choice</th> <th>Number</th> <th>Percentage</th> </tr> </thead> <tbody> <tr> <td>Strongly Agree</td> <td>7</td> <td>70%</td> </tr> <tr> <td>Agree</td> <td>0</td> <td>0%</td> </tr> <tr> <td>Uncertain</td> <td>1</td> <td>10%</td> </tr> <tr> <td>Disagree</td> <td>0</td> <td>0%</td> </tr> <tr> <td>Strongly Disagree</td> <td>0</td> <td>0%</td> </tr> </tbody> </table>	Choice	Number	Percentage	Strongly Agree	7	70%	Agree	0	0%	Uncertain	1	10%	Disagree	0	0%	Strongly Disagree	0	0%	 <p>87.5%</p> <ul style="list-style-type: none"> ● Stron... ● Unce...
Choice	Number	Percentage																			
Strongly Agree	7	70%																			
Agree	0	0%																			
Uncertain	1	10%																			
Disagree	0	0%																			
Strongly Disagree	0	0%																			
7	The learning and teaching methods encouraged participation	<table border="1"> <thead> <tr> <th>Choice</th> <th>Number</th> <th>Percentage</th> </tr> </thead> <tbody> <tr> <td>Strongly Agree</td> <td>6</td> <td>60%</td> </tr> <tr> <td>Agree</td> <td>2</td> <td>20%</td> </tr> <tr> <td>Uncertain</td> <td>0</td> <td>0%</td> </tr> <tr> <td>Disagree</td> <td>0</td> <td>0%</td> </tr> <tr> <td>Strongly Disagree</td> <td>0</td> <td>0%</td> </tr> </tbody> </table>	Choice	Number	Percentage	Strongly Agree	6	60%	Agree	2	20%	Uncertain	0	0%	Disagree	0	0%	Strongly Disagree	0	0%	 <p>75%</p> <p>25%</p> <ul style="list-style-type: none"> ● Stron... ● Agree
Choice	Number	Percentage																			
Strongly Agree	6	60%																			
Agree	2	20%																			
Uncertain	0	0%																			
Disagree	0	0%																			
Strongly Disagree	0	0%																			
8	The overall environment in the class was conducive to learning	<table border="1"> <thead> <tr> <th>Choice</th> <th>Number</th> <th>Percentage</th> </tr> </thead> <tbody> <tr> <td>Strongly Agree</td> <td>6</td> <td>60%</td> </tr> <tr> <td>Agree</td> <td>2</td> <td>20%</td> </tr> <tr> <td>Uncertain</td> <td>0</td> <td>0%</td> </tr> <tr> <td>Disagree</td> <td>0</td> <td>0%</td> </tr> <tr> <td>Strongly Disagree</td> <td>0</td> <td>0%</td> </tr> </tbody> </table>	Choice	Number	Percentage	Strongly Agree	6	60%	Agree	2	20%	Uncertain	0	0%	Disagree	0	0%	Strongly Disagree	0	0%	 <p>75%</p> <p>25%</p> <ul style="list-style-type: none"> ● Stron... ● Agree
Choice	Number	Percentage																			
Strongly Agree	6	60%																			
Agree	2	20%																			
Uncertain	0	0%																			
Disagree	0	0%																			
Strongly Disagree	0	0%																			
9	Classrooms were satisfactory	<table border="1"> <thead> <tr> <th>Choice</th> <th>Number</th> <th>Percentage</th> </tr> </thead> <tbody> <tr> <td>Strongly Agree</td> <td>7</td> <td>70%</td> </tr> <tr> <td>Agree</td> <td>1</td> <td>10%</td> </tr> <tr> <td>Uncertain</td> <td>0</td> <td>0%</td> </tr> <tr> <td>Disagree</td> <td>0</td> <td>0%</td> </tr> <tr> <td>Strongly Disagree</td> <td>0</td> <td>0%</td> </tr> </tbody> </table>	Choice	Number	Percentage	Strongly Agree	7	70%	Agree	1	10%	Uncertain	0	0%	Disagree	0	0%	Strongly Disagree	0	0%	 <p>87.5%</p> <ul style="list-style-type: none"> ● Stron... ● Agree
Choice	Number	Percentage																			
Strongly Agree	7	70%																			
Agree	1	10%																			
Uncertain	0	0%																			
Disagree	0	0%																			
Strongly Disagree	0	0%																			

10	Learning materials (Lesson Plans, Course Notes etc.) were relevant and useful	<table border="1"> <thead> <tr> <th>Choice</th> <th>Number</th> <th>Percentage</th> </tr> </thead> <tbody> <tr> <td>Strongly Agree</td> <td>8</td> <td>80%</td> </tr> <tr> <td>Agree</td> <td>0</td> <td>0%</td> </tr> <tr> <td>Uncertain</td> <td>0</td> <td>0%</td> </tr> <tr> <td>Disagree</td> <td>0</td> <td>0%</td> </tr> <tr> <td>Strongly Disagree</td> <td>0</td> <td>0%</td> </tr> </tbody> </table>	Choice	Number	Percentage	Strongly Agree	8	80%	Agree	0	0%	Uncertain	0	0%	Disagree	0	0%	Strongly Disagree	0	0%	 <p>100%</p> <ul style="list-style-type: none"> ● Stron...
Choice	Number	Percentage																			
Strongly Agree	8	80%																			
Agree	0	0%																			
Uncertain	0	0%																			
Disagree	0	0%																			
Strongly Disagree	0	0%																			
11	Recommended reading Books etc. were relevant and appropriate	<table border="1"> <thead> <tr> <th>Choice</th> <th>Number</th> <th>Percentage</th> </tr> </thead> <tbody> <tr> <td>Strongly Agree</td> <td>8</td> <td>80%</td> </tr> <tr> <td>Agree</td> <td>0</td> <td>0%</td> </tr> <tr> <td>Uncertain</td> <td>0</td> <td>0%</td> </tr> <tr> <td>Disagree</td> <td>0</td> <td>0%</td> </tr> <tr> <td>Strongly Disagree</td> <td>0</td> <td>0%</td> </tr> </tbody> </table>	Choice	Number	Percentage	Strongly Agree	8	80%	Agree	0	0%	Uncertain	0	0%	Disagree	0	0%	Strongly Disagree	0	0%	 <p>100%</p> <ul style="list-style-type: none"> ● Stron...
Choice	Number	Percentage																			
Strongly Agree	8	80%																			
Agree	0	0%																			
Uncertain	0	0%																			
Disagree	0	0%																			
Strongly Disagree	0	0%																			
12	The provision of learning resources in the library was adequate and appropriate	<table border="1"> <thead> <tr> <th>Choice</th> <th>Number</th> <th>Percentage</th> </tr> </thead> <tbody> <tr> <td>Strongly Agree</td> <td>7</td> <td>70%</td> </tr> <tr> <td>Agree</td> <td>1</td> <td>10%</td> </tr> <tr> <td>Uncertain</td> <td>0</td> <td>0%</td> </tr> <tr> <td>Disagree</td> <td>0</td> <td>0%</td> </tr> <tr> <td>Strongly Disagree</td> <td>0</td> <td>0%</td> </tr> </tbody> </table>	Choice	Number	Percentage	Strongly Agree	7	70%	Agree	1	10%	Uncertain	0	0%	Disagree	0	0%	Strongly Disagree	0	0%	 <p>87.5%</p> <ul style="list-style-type: none"> ● Stron... ● Agree
Choice	Number	Percentage																			
Strongly Agree	7	70%																			
Agree	1	10%																			
Uncertain	0	0%																			
Disagree	0	0%																			
Strongly Disagree	0	0%																			
13	The provision of learning resources on the Web was adequate and appropriate (if relevant)	<table border="1"> <thead> <tr> <th>Choice</th> <th>Number</th> <th>Percentage</th> </tr> </thead> <tbody> <tr> <td>Strongly Agree</td> <td>6</td> <td>60%</td> </tr> <tr> <td>Agree</td> <td>2</td> <td>20%</td> </tr> <tr> <td>Uncertain</td> <td>0</td> <td>0%</td> </tr> <tr> <td>Disagree</td> <td>0</td> <td>0%</td> </tr> <tr> <td>Strongly Disagree</td> <td>0</td> <td>0%</td> </tr> </tbody> </table>	Choice	Number	Percentage	Strongly Agree	6	60%	Agree	2	20%	Uncertain	0	0%	Disagree	0	0%	Strongly Disagree	0	0%	 <p>75%</p> <ul style="list-style-type: none"> ● Stron... ● Agree
Choice	Number	Percentage																			
Strongly Agree	6	60%																			
Agree	2	20%																			
Uncertain	0	0%																			
Disagree	0	0%																			
Strongly Disagree	0	0%																			
14	The Course stimulated my interest and thought on the subject area	<table border="1"> <thead> <tr> <th>Choice</th> <th>Number</th> <th>Percentage</th> </tr> </thead> <tbody> <tr> <td>Strongly Agree</td> <td>8</td> <td>80%</td> </tr> <tr> <td>Agree</td> <td>0</td> <td>0%</td> </tr> <tr> <td>Uncertain</td> <td>0</td> <td>0%</td> </tr> <tr> <td>Disagree</td> <td>0</td> <td>0%</td> </tr> <tr> <td>Strongly Disagree</td> <td>0</td> <td>0%</td> </tr> </tbody> </table>	Choice	Number	Percentage	Strongly Agree	8	80%	Agree	0	0%	Uncertain	0	0%	Disagree	0	0%	Strongly Disagree	0	0%	 <p>100%</p> <ul style="list-style-type: none"> ● Stron...
Choice	Number	Percentage																			
Strongly Agree	8	80%																			
Agree	0	0%																			
Uncertain	0	0%																			
Disagree	0	0%																			
Strongly Disagree	0	0%																			

15	The pace of the Course was appropriate	<table border="1"> <thead> <tr> <th>Choice</th> <th>Number</th> <th>Percentage</th> </tr> </thead> <tbody> <tr> <td>Strongly Agree</td> <td>6</td> <td>60%</td> </tr> <tr> <td>Agree</td> <td>2</td> <td>20%</td> </tr> <tr> <td>Uncertain</td> <td>0</td> <td>0%</td> </tr> <tr> <td>Disagree</td> <td>0</td> <td>0%</td> </tr> <tr> <td>Strongly Disagree</td> <td>0</td> <td>0%</td> </tr> </tbody> </table>	Choice	Number	Percentage	Strongly Agree	6	60%	Agree	2	20%	Uncertain	0	0%	Disagree	0	0%	Strongly Disagree	0	0%	 <p>● Stron... ● Agree</p>
Choice	Number	Percentage																			
Strongly Agree	6	60%																			
Agree	2	20%																			
Uncertain	0	0%																			
Disagree	0	0%																			
Strongly Disagree	0	0%																			
16	Ideas and concepts were presented clearly	<table border="1"> <thead> <tr> <th>Choice</th> <th>Number</th> <th>Percentage</th> </tr> </thead> <tbody> <tr> <td>Strongly Agree</td> <td>7</td> <td>70%</td> </tr> <tr> <td>Agree</td> <td>1</td> <td>10%</td> </tr> <tr> <td>Uncertain</td> <td>0</td> <td>0%</td> </tr> <tr> <td>Disagree</td> <td>0</td> <td>0%</td> </tr> <tr> <td>Strongly Disagree</td> <td>0</td> <td>0%</td> </tr> </tbody> </table>	Choice	Number	Percentage	Strongly Agree	7	70%	Agree	1	10%	Uncertain	0	0%	Disagree	0	0%	Strongly Disagree	0	0%	 <p>● Stron... ● Agree</p>
Choice	Number	Percentage																			
Strongly Agree	7	70%																			
Agree	1	10%																			
Uncertain	0	0%																			
Disagree	0	0%																			
Strongly Disagree	0	0%																			
17	The method of assessment were reasonable	<table border="1"> <thead> <tr> <th>Choice</th> <th>Number</th> <th>Percentage</th> </tr> </thead> <tbody> <tr> <td>Strongly Agree</td> <td>7</td> <td>70%</td> </tr> <tr> <td>Agree</td> <td>1</td> <td>10%</td> </tr> <tr> <td>Uncertain</td> <td>0</td> <td>0%</td> </tr> <tr> <td>Disagree</td> <td>0</td> <td>0%</td> </tr> <tr> <td>Strongly Disagree</td> <td>0</td> <td>0%</td> </tr> </tbody> </table>	Choice	Number	Percentage	Strongly Agree	7	70%	Agree	1	10%	Uncertain	0	0%	Disagree	0	0%	Strongly Disagree	0	0%	 <p>● Stron... ● Agree</p>
Choice	Number	Percentage																			
Strongly Agree	7	70%																			
Agree	1	10%																			
Uncertain	0	0%																			
Disagree	0	0%																			
Strongly Disagree	0	0%																			
18	Feedback on assessment was timely	<table border="1"> <thead> <tr> <th>Choice</th> <th>Number</th> <th>Percentage</th> </tr> </thead> <tbody> <tr> <td>Strongly Agree</td> <td>7</td> <td>70%</td> </tr> <tr> <td>Agree</td> <td>1</td> <td>10%</td> </tr> <tr> <td>Uncertain</td> <td>0</td> <td>0%</td> </tr> <tr> <td>Disagree</td> <td>0</td> <td>0%</td> </tr> <tr> <td>Strongly Disagree</td> <td>0</td> <td>0%</td> </tr> </tbody> </table>	Choice	Number	Percentage	Strongly Agree	7	70%	Agree	1	10%	Uncertain	0	0%	Disagree	0	0%	Strongly Disagree	0	0%	 <p>● Stron... ● Agree</p>
Choice	Number	Percentage																			
Strongly Agree	7	70%																			
Agree	1	10%																			
Uncertain	0	0%																			
Disagree	0	0%																			
Strongly Disagree	0	0%																			
19	Feedback on assessment was helpful	<table border="1"> <thead> <tr> <th>Choice</th> <th>Number</th> <th>Percentage</th> </tr> </thead> <tbody> <tr> <td>Strongly Agree</td> <td>7</td> <td>70%</td> </tr> <tr> <td>Agree</td> <td>1</td> <td>10%</td> </tr> <tr> <td>Uncertain</td> <td>0</td> <td>0%</td> </tr> <tr> <td>Disagree</td> <td>0</td> <td>0%</td> </tr> <tr> <td>Strongly Disagree</td> <td>0</td> <td>0%</td> </tr> </tbody> </table>	Choice	Number	Percentage	Strongly Agree	7	70%	Agree	1	10%	Uncertain	0	0%	Disagree	0	0%	Strongly Disagree	0	0%	 <p>● Stron... ● Agree</p>
Choice	Number	Percentage																			
Strongly Agree	7	70%																			
Agree	1	10%																			
Uncertain	0	0%																			
Disagree	0	0%																			
Strongly Disagree	0	0%																			

20	I understood the lectures	<table border="1"> <thead> <tr> <th>Choice</th> <th>Number</th> <th>Percentage</th> </tr> </thead> <tbody> <tr> <td>Strongly Agree</td> <td>8</td> <td>80%</td> </tr> <tr> <td>Agree</td> <td>0</td> <td>0%</td> </tr> <tr> <td>Uncertain</td> <td>0</td> <td>0%</td> </tr> <tr> <td>Disagree</td> <td>0</td> <td>0%</td> </tr> <tr> <td>Strongly Disagree</td> <td>0</td> <td>0%</td> </tr> </tbody> </table>	Choice	Number	Percentage	Strongly Agree	8	80%	Agree	0	0%	Uncertain	0	0%	Disagree	0	0%	Strongly Disagree	0	0%	 <p>100%</p> <ul style="list-style-type: none"> ● Stron...
Choice	Number	Percentage																			
Strongly Agree	8	80%																			
Agree	0	0%																			
Uncertain	0	0%																			
Disagree	0	0%																			
Strongly Disagree	0	0%																			
21	The material was well organized and presented	<table border="1"> <thead> <tr> <th>Choice</th> <th>Number</th> <th>Percentage</th> </tr> </thead> <tbody> <tr> <td>Strongly Agree</td> <td>5</td> <td>50%</td> </tr> <tr> <td>Agree</td> <td>3</td> <td>30%</td> </tr> <tr> <td>Uncertain</td> <td>0</td> <td>0%</td> </tr> <tr> <td>Disagree</td> <td>0</td> <td>0%</td> </tr> <tr> <td>Strongly Disagree</td> <td>0</td> <td>0%</td> </tr> </tbody> </table>	Choice	Number	Percentage	Strongly Agree	5	50%	Agree	3	30%	Uncertain	0	0%	Disagree	0	0%	Strongly Disagree	0	0%	 <p>62.5%</p> <p>37.5%</p> <ul style="list-style-type: none"> ● Stron... ● Agree
Choice	Number	Percentage																			
Strongly Agree	5	50%																			
Agree	3	30%																			
Uncertain	0	0%																			
Disagree	0	0%																			
Strongly Disagree	0	0%																			
22	The instructor was responsive to student needs and problems	<table border="1"> <thead> <tr> <th>Choice</th> <th>Number</th> <th>Percentage</th> </tr> </thead> <tbody> <tr> <td>Strongly Agree</td> <td>6</td> <td>60%</td> </tr> <tr> <td>Agree</td> <td>1</td> <td>10%</td> </tr> <tr> <td>Uncertain</td> <td>1</td> <td>10%</td> </tr> <tr> <td>Disagree</td> <td>0</td> <td>0%</td> </tr> <tr> <td>Strongly Disagree</td> <td>0</td> <td>0%</td> </tr> </tbody> </table>	Choice	Number	Percentage	Strongly Agree	6	60%	Agree	1	10%	Uncertain	1	10%	Disagree	0	0%	Strongly Disagree	0	0%	 <p>75%</p> <ul style="list-style-type: none"> ● Stron... ● Agree ● Unce...
Choice	Number	Percentage																			
Strongly Agree	6	60%																			
Agree	1	10%																			
Uncertain	1	10%																			
Disagree	0	0%																			
Strongly Disagree	0	0%																			
23	Had the instructor been regular throughout the course	<table border="1"> <thead> <tr> <th>Choice</th> <th>Number</th> <th>Percentage</th> </tr> </thead> <tbody> <tr> <td>Strongly Agree</td> <td>6</td> <td>60%</td> </tr> <tr> <td>Agree</td> <td>2</td> <td>20%</td> </tr> <tr> <td>Uncertain</td> <td>0</td> <td>0%</td> </tr> <tr> <td>Disagree</td> <td>0</td> <td>0%</td> </tr> <tr> <td>Strongly Disagree</td> <td>0</td> <td>0%</td> </tr> </tbody> </table>	Choice	Number	Percentage	Strongly Agree	6	60%	Agree	2	20%	Uncertain	0	0%	Disagree	0	0%	Strongly Disagree	0	0%	 <p>75%</p> <p>25%</p> <ul style="list-style-type: none"> ● Stron... ● Agree
Choice	Number	Percentage																			
Strongly Agree	6	60%																			
Agree	2	20%																			
Uncertain	0	0%																			
Disagree	0	0%																			
Strongly Disagree	0	0%																			
24	The material in the tutorials was useful	<table border="1"> <thead> <tr> <th>Choice</th> <th>Number</th> <th>Percentage</th> </tr> </thead> <tbody> <tr> <td>Strongly Agree</td> <td>7</td> <td>70%</td> </tr> <tr> <td>Agree</td> <td>1</td> <td>10%</td> </tr> <tr> <td>Uncertain</td> <td>0</td> <td>0%</td> </tr> <tr> <td>Disagree</td> <td>0</td> <td>0%</td> </tr> <tr> <td>Strongly Disagree</td> <td>0</td> <td>0%</td> </tr> </tbody> </table>	Choice	Number	Percentage	Strongly Agree	7	70%	Agree	1	10%	Uncertain	0	0%	Disagree	0	0%	Strongly Disagree	0	0%	 <p>87.5%</p> <ul style="list-style-type: none"> ● Stron... ● Agree
Choice	Number	Percentage																			
Strongly Agree	7	70%																			
Agree	1	10%																			
Uncertain	0	0%																			
Disagree	0	0%																			
Strongly Disagree	0	0%																			

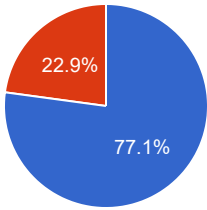
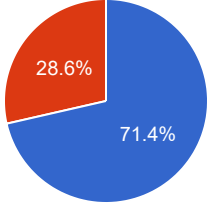
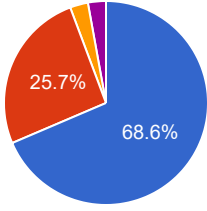
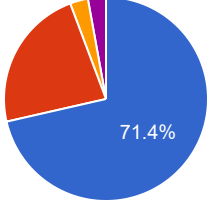
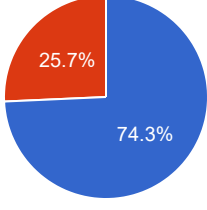
25	I was happy with the amount of work needed for tutorials	<table border="1"> <thead> <tr> <th>Choice</th> <th>Number</th> <th>Percentage</th> </tr> </thead> <tbody> <tr> <td>Strongly Agree</td> <td>7</td> <td>70%</td> </tr> <tr> <td>Agree</td> <td>1</td> <td>10%</td> </tr> <tr> <td>Uncertain</td> <td>0</td> <td>0%</td> </tr> <tr> <td>Disagree</td> <td>0</td> <td>0%</td> </tr> <tr> <td>Strongly Disagree</td> <td>0</td> <td>0%</td> </tr> </tbody> </table>	Choice	Number	Percentage	Strongly Agree	7	70%	Agree	1	10%	Uncertain	0	0%	Disagree	0	0%	Strongly Disagree	0	0%	 <p>87.5%</p> <ul style="list-style-type: none"> ● Stron... ● Agree
Choice	Number	Percentage																			
Strongly Agree	7	70%																			
Agree	1	10%																			
Uncertain	0	0%																			
Disagree	0	0%																			
Strongly Disagree	0	0%																			
26	The tutor dealt effectively with my problems	<table border="1"> <thead> <tr> <th>Choice</th> <th>Number</th> <th>Percentage</th> </tr> </thead> <tbody> <tr> <td>Strongly Agree</td> <td>7</td> <td>70%</td> </tr> <tr> <td>Agree</td> <td>1</td> <td>10%</td> </tr> <tr> <td>Uncertain</td> <td>0</td> <td>0%</td> </tr> <tr> <td>Disagree</td> <td>0</td> <td>0%</td> </tr> <tr> <td>Strongly Disagree</td> <td>0</td> <td>0%</td> </tr> </tbody> </table>	Choice	Number	Percentage	Strongly Agree	7	70%	Agree	1	10%	Uncertain	0	0%	Disagree	0	0%	Strongly Disagree	0	0%	 <p>87.5%</p> <ul style="list-style-type: none"> ● Stron... ● Agree
Choice	Number	Percentage																			
Strongly Agree	7	70%																			
Agree	1	10%																			
Uncertain	0	0%																			
Disagree	0	0%																			
Strongly Disagree	0	0%																			
27	The material in the practicals was useful	<table border="1"> <thead> <tr> <th>Choice</th> <th>Number</th> <th>Percentage</th> </tr> </thead> <tbody> <tr> <td>Strongly Agree</td> <td>5</td> <td>50%</td> </tr> <tr> <td>Agree</td> <td>3</td> <td>30%</td> </tr> <tr> <td>Uncertain</td> <td>0</td> <td>0%</td> </tr> <tr> <td>Disagree</td> <td>0</td> <td>0%</td> </tr> <tr> <td>Strongly Disagree</td> <td>0</td> <td>0%</td> </tr> </tbody> </table>	Choice	Number	Percentage	Strongly Agree	5	50%	Agree	3	30%	Uncertain	0	0%	Disagree	0	0%	Strongly Disagree	0	0%	 <p>62.5%</p> <p>37.5%</p> <ul style="list-style-type: none"> ● Stron... ● Agree
Choice	Number	Percentage																			
Strongly Agree	5	50%																			
Agree	3	30%																			
Uncertain	0	0%																			
Disagree	0	0%																			
Strongly Disagree	0	0%																			
28	The demonstrators dealt effectively with my problems	<table border="1"> <thead> <tr> <th>Choice</th> <th>Number</th> <th>Percentage</th> </tr> </thead> <tbody> <tr> <td>Strongly Agree</td> <td>5</td> <td>50%</td> </tr> <tr> <td>Agree</td> <td>3</td> <td>30%</td> </tr> <tr> <td>Uncertain</td> <td>0</td> <td>0%</td> </tr> <tr> <td>Disagree</td> <td>0</td> <td>0%</td> </tr> <tr> <td>Strongly Disagree</td> <td>0</td> <td>0%</td> </tr> </tbody> </table>	Choice	Number	Percentage	Strongly Agree	5	50%	Agree	3	30%	Uncertain	0	0%	Disagree	0	0%	Strongly Disagree	0	0%	 <p>62.5%</p> <p>37.5%</p> <ul style="list-style-type: none"> ● Stron... ● Agree
Choice	Number	Percentage																			
Strongly Agree	5	50%																			
Agree	3	30%																			
Uncertain	0	0%																			
Disagree	0	0%																			
Strongly Disagree	0	0%																			
29	The best features of the Course were	<p>g well teaching Yes Overall is good Overall is good are very good course are good course are good nn GOOD</p>																			

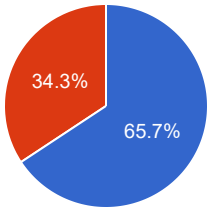
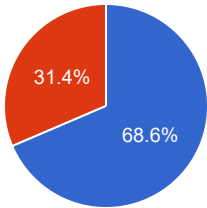
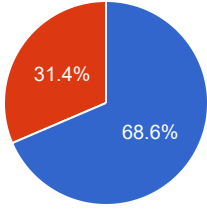
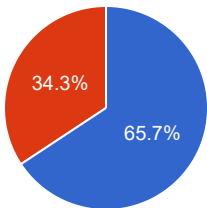
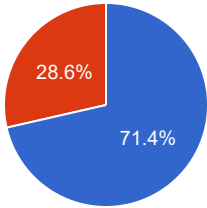
30	The Course could have been improved by	g conceptual teaching Yes Bilal ahmad Bilal ahmad yes improved improved nv GOOD
31	The University does not tolerate discrimination on any irrelevant distinction (e.g. race, age, gender) and is committed to work with diversity in a wholly positive way. Please indicate below anything in relation to this Course which may run counter to this objective	g Good Agree Agree gender yes yes n GOOD

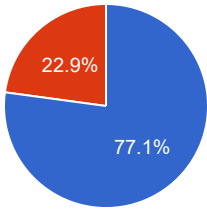
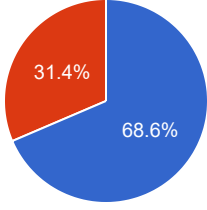
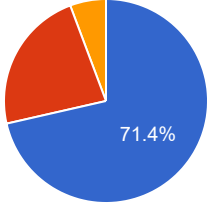
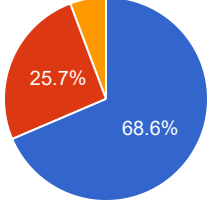
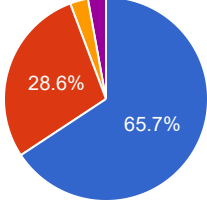
Course Evaluation - Program: 0278

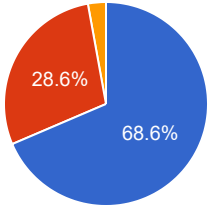
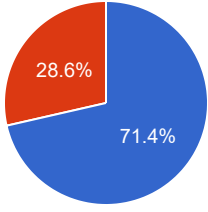
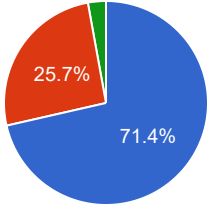
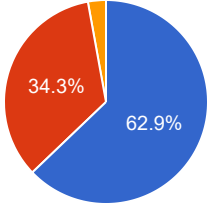
Teacher Name: INAM ULLAH		Course ID: CT-102(1) Course Title: Civil Engineering Drawing		Session: 2018 Fall																			
Shift: Weekend -- Section: A		Total Strength: 107		Attempted: 38																			
S.No	Question	Opinions			Chart																		
1	The course objectives were clear	<table border="1"> <thead> <tr> <th>Choice</th> <th>Number</th> <th>Percentage</th> </tr> </thead> <tbody> <tr> <td>Strongly Agree</td> <td>24</td> <td>63.16%</td> </tr> <tr> <td>Agree</td> <td>11</td> <td>28.95%</td> </tr> <tr> <td>Uncertain</td> <td>0</td> <td>0%</td> </tr> <tr> <td>Disagree</td> <td>0</td> <td>0%</td> </tr> <tr> <td>Strongly Disagree</td> <td>0</td> <td>0%</td> </tr> </tbody> </table>	Choice	Number	Percentage	Strongly Agree	24	63.16%	Agree	11	28.95%	Uncertain	0	0%	Disagree	0	0%	Strongly Disagree	0	0%	<p>A pie chart showing the distribution of responses for question 1. The chart is divided into two segments: a large blue segment representing 'Strongly Agree' at 68.6%, and a smaller red segment representing 'Agree' at 31.4%. A legend to the right shows a blue circle for 'Stron...' and a red circle for 'Agree'.</p>		
Choice	Number	Percentage																					
Strongly Agree	24	63.16%																					
Agree	11	28.95%																					
Uncertain	0	0%																					
Disagree	0	0%																					
Strongly Disagree	0	0%																					
2	The Course workload was manageable	<table border="1"> <thead> <tr> <th>Choice</th> <th>Number</th> <th>Percentage</th> </tr> </thead> <tbody> <tr> <td>Strongly Agree</td> <td>25</td> <td>65.79%</td> </tr> <tr> <td>Agree</td> <td>9</td> <td>23.68%</td> </tr> <tr> <td>Uncertain</td> <td>0</td> <td>0%</td> </tr> <tr> <td>Disagree</td> <td>0</td> <td>0%</td> </tr> <tr> <td>Strongly Disagree</td> <td>1</td> <td>2.63%</td> </tr> </tbody> </table>	Choice	Number	Percentage	Strongly Agree	25	65.79%	Agree	9	23.68%	Uncertain	0	0%	Disagree	0	0%	Strongly Disagree	1	2.63%	<p>A pie chart showing the distribution of responses for question 2. The chart is divided into three segments: a large blue segment representing 'Strongly Agree' at 71.4%, a red segment representing 'Agree' at 25.7%, and a very small purple segment representing 'Strongly Disagree' at 2.63%. A legend to the right shows a blue circle for 'Stron...', a red circle for 'Agree', and a purple circle for 'Stron...'.</p>		
Choice	Number	Percentage																					
Strongly Agree	25	65.79%																					
Agree	9	23.68%																					
Uncertain	0	0%																					
Disagree	0	0%																					
Strongly Disagree	1	2.63%																					
3	The Course was well organized (e.g. timely access to materials, notification of changes, etc.)	<table border="1"> <thead> <tr> <th>Choice</th> <th>Number</th> <th>Percentage</th> </tr> </thead> <tbody> <tr> <td>Strongly Agree</td> <td>25</td> <td>65.79%</td> </tr> <tr> <td>Agree</td> <td>10</td> <td>26.32%</td> </tr> <tr> <td>Uncertain</td> <td>0</td> <td>0%</td> </tr> <tr> <td>Disagree</td> <td>0</td> <td>0%</td> </tr> <tr> <td>Strongly Disagree</td> <td>0</td> <td>0%</td> </tr> </tbody> </table>	Choice	Number	Percentage	Strongly Agree	25	65.79%	Agree	10	26.32%	Uncertain	0	0%	Disagree	0	0%	Strongly Disagree	0	0%	<p>A pie chart showing the distribution of responses for question 3. The chart is divided into two segments: a large blue segment representing 'Strongly Agree' at 71.4%, and a red segment representing 'Agree' at 28.6%. A legend to the right shows a blue circle for 'Stron...' and a red circle for 'Agree'.</p>		
Choice	Number	Percentage																					
Strongly Agree	25	65.79%																					
Agree	10	26.32%																					
Uncertain	0	0%																					
Disagree	0	0%																					
Strongly Disagree	0	0%																					
4	I participated actively in the Course	<table border="1"> <thead> <tr> <th>Choice</th> <th>Number</th> <th>Percentage</th> </tr> </thead> <tbody> <tr> <td>Strongly Agree</td> <td>24</td> <td>63.16%</td> </tr> <tr> <td>Agree</td> <td>11</td> <td>28.95%</td> </tr> <tr> <td>Uncertain</td> <td>0</td> <td>0%</td> </tr> <tr> <td>Disagree</td> <td>0</td> <td>0%</td> </tr> <tr> <td>Strongly Disagree</td> <td>0</td> <td>0%</td> </tr> </tbody> </table>	Choice	Number	Percentage	Strongly Agree	24	63.16%	Agree	11	28.95%	Uncertain	0	0%	Disagree	0	0%	Strongly Disagree	0	0%	<p>A pie chart showing the distribution of responses for question 4. The chart is divided into two segments: a large blue segment representing 'Strongly Agree' at 68.6%, and a smaller red segment representing 'Agree' at 31.4%. A legend to the right shows a blue circle for 'Stron...' and a red circle for 'Agree'.</p>		
Choice	Number	Percentage																					
Strongly Agree	24	63.16%																					
Agree	11	28.95%																					
Uncertain	0	0%																					
Disagree	0	0%																					
Strongly Disagree	0	0%																					

5	I think I have made progress in this Course	<table border="1"> <thead> <tr> <th>Choice</th> <th>Number</th> <th>Percentage</th> </tr> </thead> <tbody> <tr> <td>Strongly Agree</td> <td>23</td> <td>60.53%</td> </tr> <tr> <td>Agree</td> <td>10</td> <td>26.32%</td> </tr> <tr> <td>Uncertain</td> <td>1</td> <td>2.63%</td> </tr> <tr> <td>Disagree</td> <td>0</td> <td>0%</td> </tr> <tr> <td>Strongly Disagree</td> <td>1</td> <td>2.63%</td> </tr> </tbody> </table>	Choice	Number	Percentage	Strongly Agree	23	60.53%	Agree	10	26.32%	Uncertain	1	2.63%	Disagree	0	0%	Strongly Disagree	1	2.63%	<p>Legend: Strongly Agree (Blue), Agree (Red), Uncertain (Yellow), Disagree (Green), Strongly Disagree (Purple)</p>
Choice	Number	Percentage																			
Strongly Agree	23	60.53%																			
Agree	10	26.32%																			
Uncertain	1	2.63%																			
Disagree	0	0%																			
Strongly Disagree	1	2.63%																			
6	I think the Course was well structured to achieve the learning outcomes (there was a good balance of lectures, tutorials, practical etc.)	<table border="1"> <thead> <tr> <th>Choice</th> <th>Number</th> <th>Percentage</th> </tr> </thead> <tbody> <tr> <td>Strongly Agree</td> <td>26</td> <td>68.42%</td> </tr> <tr> <td>Agree</td> <td>9</td> <td>23.68%</td> </tr> <tr> <td>Uncertain</td> <td>0</td> <td>0%</td> </tr> <tr> <td>Disagree</td> <td>0</td> <td>0%</td> </tr> <tr> <td>Strongly Disagree</td> <td>0</td> <td>0%</td> </tr> </tbody> </table>	Choice	Number	Percentage	Strongly Agree	26	68.42%	Agree	9	23.68%	Uncertain	0	0%	Disagree	0	0%	Strongly Disagree	0	0%	<p>Legend: Strongly Agree (Blue), Agree (Red)</p>
Choice	Number	Percentage																			
Strongly Agree	26	68.42%																			
Agree	9	23.68%																			
Uncertain	0	0%																			
Disagree	0	0%																			
Strongly Disagree	0	0%																			
7	The learning and teaching methods encouraged participation	<table border="1"> <thead> <tr> <th>Choice</th> <th>Number</th> <th>Percentage</th> </tr> </thead> <tbody> <tr> <td>Strongly Agree</td> <td>23</td> <td>60.53%</td> </tr> <tr> <td>Agree</td> <td>11</td> <td>28.95%</td> </tr> <tr> <td>Uncertain</td> <td>0</td> <td>0%</td> </tr> <tr> <td>Disagree</td> <td>1</td> <td>2.63%</td> </tr> <tr> <td>Strongly Disagree</td> <td>0</td> <td>0%</td> </tr> </tbody> </table>	Choice	Number	Percentage	Strongly Agree	23	60.53%	Agree	11	28.95%	Uncertain	0	0%	Disagree	1	2.63%	Strongly Disagree	0	0%	<p>Legend: Strongly Agree (Blue), Agree (Red), Disagree (Green)</p>
Choice	Number	Percentage																			
Strongly Agree	23	60.53%																			
Agree	11	28.95%																			
Uncertain	0	0%																			
Disagree	1	2.63%																			
Strongly Disagree	0	0%																			
8	The overall environment in the class was conducive to learning	<table border="1"> <thead> <tr> <th>Choice</th> <th>Number</th> <th>Percentage</th> </tr> </thead> <tbody> <tr> <td>Strongly Agree</td> <td>26</td> <td>68.42%</td> </tr> <tr> <td>Agree</td> <td>9</td> <td>23.68%</td> </tr> <tr> <td>Uncertain</td> <td>0</td> <td>0%</td> </tr> <tr> <td>Disagree</td> <td>0</td> <td>0%</td> </tr> <tr> <td>Strongly Disagree</td> <td>0</td> <td>0%</td> </tr> </tbody> </table>	Choice	Number	Percentage	Strongly Agree	26	68.42%	Agree	9	23.68%	Uncertain	0	0%	Disagree	0	0%	Strongly Disagree	0	0%	<p>Legend: Strongly Agree (Blue), Agree (Red)</p>
Choice	Number	Percentage																			
Strongly Agree	26	68.42%																			
Agree	9	23.68%																			
Uncertain	0	0%																			
Disagree	0	0%																			
Strongly Disagree	0	0%																			
9	Classrooms were satisfactory	<table border="1"> <thead> <tr> <th>Choice</th> <th>Number</th> <th>Percentage</th> </tr> </thead> <tbody> <tr> <td>Strongly Agree</td> <td>26</td> <td>68.42%</td> </tr> <tr> <td>Agree</td> <td>9</td> <td>23.68%</td> </tr> <tr> <td>Uncertain</td> <td>0</td> <td>0%</td> </tr> <tr> <td>Disagree</td> <td>0</td> <td>0%</td> </tr> <tr> <td>Strongly Disagree</td> <td>0</td> <td>0%</td> </tr> </tbody> </table>	Choice	Number	Percentage	Strongly Agree	26	68.42%	Agree	9	23.68%	Uncertain	0	0%	Disagree	0	0%	Strongly Disagree	0	0%	<p>Legend: Strongly Agree (Blue), Agree (Red)</p>
Choice	Number	Percentage																			
Strongly Agree	26	68.42%																			
Agree	9	23.68%																			
Uncertain	0	0%																			
Disagree	0	0%																			
Strongly Disagree	0	0%																			

10	Learning materials (Lesson Plans, Course Notes etc.) were relevant and useful	<table border="1"> <thead> <tr> <th>Choice</th> <th>Number</th> <th>Percentage</th> </tr> </thead> <tbody> <tr> <td>Strongly Agree</td> <td>27</td> <td>71.05%</td> </tr> <tr> <td>Agree</td> <td>8</td> <td>21.05%</td> </tr> <tr> <td>Uncertain</td> <td>0</td> <td>0%</td> </tr> <tr> <td>Disagree</td> <td>0</td> <td>0%</td> </tr> <tr> <td>Strongly Disagree</td> <td>0</td> <td>0%</td> </tr> </tbody> </table>	Choice	Number	Percentage	Strongly Agree	27	71.05%	Agree	8	21.05%	Uncertain	0	0%	Disagree	0	0%	Strongly Disagree	0	0%	 <p> ● Stron... ● Agree </p>
Choice	Number	Percentage																			
Strongly Agree	27	71.05%																			
Agree	8	21.05%																			
Uncertain	0	0%																			
Disagree	0	0%																			
Strongly Disagree	0	0%																			
11	Recommended reading Books etc. were relevant and appropriate	<table border="1"> <thead> <tr> <th>Choice</th> <th>Number</th> <th>Percentage</th> </tr> </thead> <tbody> <tr> <td>Strongly Agree</td> <td>25</td> <td>65.79%</td> </tr> <tr> <td>Agree</td> <td>10</td> <td>26.32%</td> </tr> <tr> <td>Uncertain</td> <td>0</td> <td>0%</td> </tr> <tr> <td>Disagree</td> <td>0</td> <td>0%</td> </tr> <tr> <td>Strongly Disagree</td> <td>0</td> <td>0%</td> </tr> </tbody> </table>	Choice	Number	Percentage	Strongly Agree	25	65.79%	Agree	10	26.32%	Uncertain	0	0%	Disagree	0	0%	Strongly Disagree	0	0%	 <p> ● Stron... ● Agree </p>
Choice	Number	Percentage																			
Strongly Agree	25	65.79%																			
Agree	10	26.32%																			
Uncertain	0	0%																			
Disagree	0	0%																			
Strongly Disagree	0	0%																			
12	The provision of learning resources in the library was adequate and appropriate	<table border="1"> <thead> <tr> <th>Choice</th> <th>Number</th> <th>Percentage</th> </tr> </thead> <tbody> <tr> <td>Strongly Agree</td> <td>24</td> <td>63.16%</td> </tr> <tr> <td>Agree</td> <td>9</td> <td>23.68%</td> </tr> <tr> <td>Uncertain</td> <td>1</td> <td>2.63%</td> </tr> <tr> <td>Disagree</td> <td>0</td> <td>0%</td> </tr> <tr> <td>Strongly Disagree</td> <td>1</td> <td>2.63%</td> </tr> </tbody> </table>	Choice	Number	Percentage	Strongly Agree	24	63.16%	Agree	9	23.68%	Uncertain	1	2.63%	Disagree	0	0%	Strongly Disagree	1	2.63%	 <p> ● Stron... ● Agree ● Unce... ● Stron... </p>
Choice	Number	Percentage																			
Strongly Agree	24	63.16%																			
Agree	9	23.68%																			
Uncertain	1	2.63%																			
Disagree	0	0%																			
Strongly Disagree	1	2.63%																			
13	The provision of learning resources on the Web was adequate and appropriate (if relevant)	<table border="1"> <thead> <tr> <th>Choice</th> <th>Number</th> <th>Percentage</th> </tr> </thead> <tbody> <tr> <td>Strongly Agree</td> <td>25</td> <td>65.79%</td> </tr> <tr> <td>Agree</td> <td>8</td> <td>21.05%</td> </tr> <tr> <td>Uncertain</td> <td>1</td> <td>2.63%</td> </tr> <tr> <td>Disagree</td> <td>0</td> <td>0%</td> </tr> <tr> <td>Strongly Disagree</td> <td>1</td> <td>2.63%</td> </tr> </tbody> </table>	Choice	Number	Percentage	Strongly Agree	25	65.79%	Agree	8	21.05%	Uncertain	1	2.63%	Disagree	0	0%	Strongly Disagree	1	2.63%	 <p> ● Stron... ● Agree ● Unce... ● Stron... </p>
Choice	Number	Percentage																			
Strongly Agree	25	65.79%																			
Agree	8	21.05%																			
Uncertain	1	2.63%																			
Disagree	0	0%																			
Strongly Disagree	1	2.63%																			
14	The Course stimulated my interest and thought on the subject area	<table border="1"> <thead> <tr> <th>Choice</th> <th>Number</th> <th>Percentage</th> </tr> </thead> <tbody> <tr> <td>Strongly Agree</td> <td>26</td> <td>68.42%</td> </tr> <tr> <td>Agree</td> <td>9</td> <td>23.68%</td> </tr> <tr> <td>Uncertain</td> <td>0</td> <td>0%</td> </tr> <tr> <td>Disagree</td> <td>0</td> <td>0%</td> </tr> <tr> <td>Strongly Disagree</td> <td>0</td> <td>0%</td> </tr> </tbody> </table>	Choice	Number	Percentage	Strongly Agree	26	68.42%	Agree	9	23.68%	Uncertain	0	0%	Disagree	0	0%	Strongly Disagree	0	0%	 <p> ● Stron... ● Agree </p>
Choice	Number	Percentage																			
Strongly Agree	26	68.42%																			
Agree	9	23.68%																			
Uncertain	0	0%																			
Disagree	0	0%																			
Strongly Disagree	0	0%																			

15	The pace of the Course was appropriate	<table border="1"> <thead> <tr> <th>Choice</th> <th>Number</th> <th>Percentage</th> </tr> </thead> <tbody> <tr> <td>Strongly Agree</td> <td>23</td> <td>60.53%</td> </tr> <tr> <td>Agree</td> <td>12</td> <td>31.58%</td> </tr> <tr> <td>Uncertain</td> <td>0</td> <td>0%</td> </tr> <tr> <td>Disagree</td> <td>0</td> <td>0%</td> </tr> <tr> <td>Strongly Disagree</td> <td>0</td> <td>0%</td> </tr> </tbody> </table>	Choice	Number	Percentage	Strongly Agree	23	60.53%	Agree	12	31.58%	Uncertain	0	0%	Disagree	0	0%	Strongly Disagree	0	0%	 <p>● Stron... ● Agree</p>
Choice	Number	Percentage																			
Strongly Agree	23	60.53%																			
Agree	12	31.58%																			
Uncertain	0	0%																			
Disagree	0	0%																			
Strongly Disagree	0	0%																			
16	Ideas and concepts were presented clearly	<table border="1"> <thead> <tr> <th>Choice</th> <th>Number</th> <th>Percentage</th> </tr> </thead> <tbody> <tr> <td>Strongly Agree</td> <td>24</td> <td>63.16%</td> </tr> <tr> <td>Agree</td> <td>11</td> <td>28.95%</td> </tr> <tr> <td>Uncertain</td> <td>0</td> <td>0%</td> </tr> <tr> <td>Disagree</td> <td>0</td> <td>0%</td> </tr> <tr> <td>Strongly Disagree</td> <td>0</td> <td>0%</td> </tr> </tbody> </table>	Choice	Number	Percentage	Strongly Agree	24	63.16%	Agree	11	28.95%	Uncertain	0	0%	Disagree	0	0%	Strongly Disagree	0	0%	 <p>● Stron... ● Agree</p>
Choice	Number	Percentage																			
Strongly Agree	24	63.16%																			
Agree	11	28.95%																			
Uncertain	0	0%																			
Disagree	0	0%																			
Strongly Disagree	0	0%																			
17	The method of assessment were reasonable	<table border="1"> <thead> <tr> <th>Choice</th> <th>Number</th> <th>Percentage</th> </tr> </thead> <tbody> <tr> <td>Strongly Agree</td> <td>24</td> <td>63.16%</td> </tr> <tr> <td>Agree</td> <td>11</td> <td>28.95%</td> </tr> <tr> <td>Uncertain</td> <td>0</td> <td>0%</td> </tr> <tr> <td>Disagree</td> <td>0</td> <td>0%</td> </tr> <tr> <td>Strongly Disagree</td> <td>0</td> <td>0%</td> </tr> </tbody> </table>	Choice	Number	Percentage	Strongly Agree	24	63.16%	Agree	11	28.95%	Uncertain	0	0%	Disagree	0	0%	Strongly Disagree	0	0%	 <p>● Stron... ● Agree</p>
Choice	Number	Percentage																			
Strongly Agree	24	63.16%																			
Agree	11	28.95%																			
Uncertain	0	0%																			
Disagree	0	0%																			
Strongly Disagree	0	0%																			
18	Feedback on assessment was timely	<table border="1"> <thead> <tr> <th>Choice</th> <th>Number</th> <th>Percentage</th> </tr> </thead> <tbody> <tr> <td>Strongly Agree</td> <td>23</td> <td>60.53%</td> </tr> <tr> <td>Agree</td> <td>12</td> <td>31.58%</td> </tr> <tr> <td>Uncertain</td> <td>0</td> <td>0%</td> </tr> <tr> <td>Disagree</td> <td>0</td> <td>0%</td> </tr> <tr> <td>Strongly Disagree</td> <td>0</td> <td>0%</td> </tr> </tbody> </table>	Choice	Number	Percentage	Strongly Agree	23	60.53%	Agree	12	31.58%	Uncertain	0	0%	Disagree	0	0%	Strongly Disagree	0	0%	 <p>● Stron... ● Agree</p>
Choice	Number	Percentage																			
Strongly Agree	23	60.53%																			
Agree	12	31.58%																			
Uncertain	0	0%																			
Disagree	0	0%																			
Strongly Disagree	0	0%																			
19	Feedback on assessment was helpful	<table border="1"> <thead> <tr> <th>Choice</th> <th>Number</th> <th>Percentage</th> </tr> </thead> <tbody> <tr> <td>Strongly Agree</td> <td>25</td> <td>65.79%</td> </tr> <tr> <td>Agree</td> <td>10</td> <td>26.32%</td> </tr> <tr> <td>Uncertain</td> <td>0</td> <td>0%</td> </tr> <tr> <td>Disagree</td> <td>0</td> <td>0%</td> </tr> <tr> <td>Strongly Disagree</td> <td>0</td> <td>0%</td> </tr> </tbody> </table>	Choice	Number	Percentage	Strongly Agree	25	65.79%	Agree	10	26.32%	Uncertain	0	0%	Disagree	0	0%	Strongly Disagree	0	0%	 <p>● Stron... ● Agree</p>
Choice	Number	Percentage																			
Strongly Agree	25	65.79%																			
Agree	10	26.32%																			
Uncertain	0	0%																			
Disagree	0	0%																			
Strongly Disagree	0	0%																			

20	I understood the lectures	<table border="1"> <thead> <tr> <th>Choice</th> <th>Number</th> <th>Percentage</th> </tr> </thead> <tbody> <tr> <td>Strongly Agree</td> <td>27</td> <td>71.05%</td> </tr> <tr> <td>Agree</td> <td>8</td> <td>21.05%</td> </tr> <tr> <td>Uncertain</td> <td>0</td> <td>0%</td> </tr> <tr> <td>Disagree</td> <td>0</td> <td>0%</td> </tr> <tr> <td>Strongly Disagree</td> <td>0</td> <td>0%</td> </tr> </tbody> </table>	Choice	Number	Percentage	Strongly Agree	27	71.05%	Agree	8	21.05%	Uncertain	0	0%	Disagree	0	0%	Strongly Disagree	0	0%	 <p>● Stron... ● Agree</p>
Choice	Number	Percentage																			
Strongly Agree	27	71.05%																			
Agree	8	21.05%																			
Uncertain	0	0%																			
Disagree	0	0%																			
Strongly Disagree	0	0%																			
21	The material was well organized and presented	<table border="1"> <thead> <tr> <th>Choice</th> <th>Number</th> <th>Percentage</th> </tr> </thead> <tbody> <tr> <td>Strongly Agree</td> <td>24</td> <td>63.16%</td> </tr> <tr> <td>Agree</td> <td>11</td> <td>28.95%</td> </tr> <tr> <td>Uncertain</td> <td>0</td> <td>0%</td> </tr> <tr> <td>Disagree</td> <td>0</td> <td>0%</td> </tr> <tr> <td>Strongly Disagree</td> <td>0</td> <td>0%</td> </tr> </tbody> </table>	Choice	Number	Percentage	Strongly Agree	24	63.16%	Agree	11	28.95%	Uncertain	0	0%	Disagree	0	0%	Strongly Disagree	0	0%	 <p>● Stron... ● Agree</p>
Choice	Number	Percentage																			
Strongly Agree	24	63.16%																			
Agree	11	28.95%																			
Uncertain	0	0%																			
Disagree	0	0%																			
Strongly Disagree	0	0%																			
22	The instructor was responsive to student needs and problems	<table border="1"> <thead> <tr> <th>Choice</th> <th>Number</th> <th>Percentage</th> </tr> </thead> <tbody> <tr> <td>Strongly Agree</td> <td>25</td> <td>65.79%</td> </tr> <tr> <td>Agree</td> <td>8</td> <td>21.05%</td> </tr> <tr> <td>Uncertain</td> <td>2</td> <td>5.26%</td> </tr> <tr> <td>Disagree</td> <td>0</td> <td>0%</td> </tr> <tr> <td>Strongly Disagree</td> <td>0</td> <td>0%</td> </tr> </tbody> </table>	Choice	Number	Percentage	Strongly Agree	25	65.79%	Agree	8	21.05%	Uncertain	2	5.26%	Disagree	0	0%	Strongly Disagree	0	0%	 <p>● Stron... ● Agree ● Unce...</p>
Choice	Number	Percentage																			
Strongly Agree	25	65.79%																			
Agree	8	21.05%																			
Uncertain	2	5.26%																			
Disagree	0	0%																			
Strongly Disagree	0	0%																			
23	Had the instructor been regular throughout the course	<table border="1"> <thead> <tr> <th>Choice</th> <th>Number</th> <th>Percentage</th> </tr> </thead> <tbody> <tr> <td>Strongly Agree</td> <td>24</td> <td>63.16%</td> </tr> <tr> <td>Agree</td> <td>9</td> <td>23.68%</td> </tr> <tr> <td>Uncertain</td> <td>2</td> <td>5.26%</td> </tr> <tr> <td>Disagree</td> <td>0</td> <td>0%</td> </tr> <tr> <td>Strongly Disagree</td> <td>0</td> <td>0%</td> </tr> </tbody> </table>	Choice	Number	Percentage	Strongly Agree	24	63.16%	Agree	9	23.68%	Uncertain	2	5.26%	Disagree	0	0%	Strongly Disagree	0	0%	 <p>● Stron... ● Agree ● Unce...</p>
Choice	Number	Percentage																			
Strongly Agree	24	63.16%																			
Agree	9	23.68%																			
Uncertain	2	5.26%																			
Disagree	0	0%																			
Strongly Disagree	0	0%																			
24	The material in the tutorials was useful	<table border="1"> <thead> <tr> <th>Choice</th> <th>Number</th> <th>Percentage</th> </tr> </thead> <tbody> <tr> <td>Strongly Agree</td> <td>23</td> <td>60.53%</td> </tr> <tr> <td>Agree</td> <td>10</td> <td>26.32%</td> </tr> <tr> <td>Uncertain</td> <td>1</td> <td>2.63%</td> </tr> <tr> <td>Disagree</td> <td>0</td> <td>0%</td> </tr> <tr> <td>Strongly Disagree</td> <td>1</td> <td>2.63%</td> </tr> </tbody> </table>	Choice	Number	Percentage	Strongly Agree	23	60.53%	Agree	10	26.32%	Uncertain	1	2.63%	Disagree	0	0%	Strongly Disagree	1	2.63%	 <p>● Stron... ● Agree ● Unce... ● Stron...</p>
Choice	Number	Percentage																			
Strongly Agree	23	60.53%																			
Agree	10	26.32%																			
Uncertain	1	2.63%																			
Disagree	0	0%																			
Strongly Disagree	1	2.63%																			

25	I was happy with the amount of work needed for tutorials	<table border="1"> <thead> <tr> <th>Choice</th> <th>Number</th> <th>Percentage</th> </tr> </thead> <tbody> <tr> <td>Strongly Agree</td> <td>24</td> <td>63.16%</td> </tr> <tr> <td>Agree</td> <td>10</td> <td>26.32%</td> </tr> <tr> <td>Uncertain</td> <td>1</td> <td>2.63%</td> </tr> <tr> <td>Disagree</td> <td>0</td> <td>0%</td> </tr> <tr> <td>Strongly Disagree</td> <td>0</td> <td>0%</td> </tr> </tbody> </table>	Choice	Number	Percentage	Strongly Agree	24	63.16%	Agree	10	26.32%	Uncertain	1	2.63%	Disagree	0	0%	Strongly Disagree	0	0%	 <p> ● Stron... ● Agree ● Unce... </p>
Choice	Number	Percentage																			
Strongly Agree	24	63.16%																			
Agree	10	26.32%																			
Uncertain	1	2.63%																			
Disagree	0	0%																			
Strongly Disagree	0	0%																			
26	The tutor dealt effectively with my problems	<table border="1"> <thead> <tr> <th>Choice</th> <th>Number</th> <th>Percentage</th> </tr> </thead> <tbody> <tr> <td>Strongly Agree</td> <td>25</td> <td>65.79%</td> </tr> <tr> <td>Agree</td> <td>10</td> <td>26.32%</td> </tr> <tr> <td>Uncertain</td> <td>0</td> <td>0%</td> </tr> <tr> <td>Disagree</td> <td>0</td> <td>0%</td> </tr> <tr> <td>Strongly Disagree</td> <td>0</td> <td>0%</td> </tr> </tbody> </table>	Choice	Number	Percentage	Strongly Agree	25	65.79%	Agree	10	26.32%	Uncertain	0	0%	Disagree	0	0%	Strongly Disagree	0	0%	 <p> ● Stron... ● Agree </p>
Choice	Number	Percentage																			
Strongly Agree	25	65.79%																			
Agree	10	26.32%																			
Uncertain	0	0%																			
Disagree	0	0%																			
Strongly Disagree	0	0%																			
27	The material in the practicals was useful	<table border="1"> <thead> <tr> <th>Choice</th> <th>Number</th> <th>Percentage</th> </tr> </thead> <tbody> <tr> <td>Strongly Agree</td> <td>25</td> <td>65.79%</td> </tr> <tr> <td>Agree</td> <td>9</td> <td>23.68%</td> </tr> <tr> <td>Uncertain</td> <td>0</td> <td>0%</td> </tr> <tr> <td>Disagree</td> <td>1</td> <td>2.63%</td> </tr> <tr> <td>Strongly Disagree</td> <td>0</td> <td>0%</td> </tr> </tbody> </table>	Choice	Number	Percentage	Strongly Agree	25	65.79%	Agree	9	23.68%	Uncertain	0	0%	Disagree	1	2.63%	Strongly Disagree	0	0%	 <p> ● Stron... ● Agree ● Disa... </p>
Choice	Number	Percentage																			
Strongly Agree	25	65.79%																			
Agree	9	23.68%																			
Uncertain	0	0%																			
Disagree	1	2.63%																			
Strongly Disagree	0	0%																			
28	The demonstrators dealt effectively with my problems	<table border="1"> <thead> <tr> <th>Choice</th> <th>Number</th> <th>Percentage</th> </tr> </thead> <tbody> <tr> <td>Strongly Agree</td> <td>22</td> <td>57.89%</td> </tr> <tr> <td>Agree</td> <td>12</td> <td>31.58%</td> </tr> <tr> <td>Uncertain</td> <td>1</td> <td>2.63%</td> </tr> <tr> <td>Disagree</td> <td>0</td> <td>0%</td> </tr> <tr> <td>Strongly Disagree</td> <td>0</td> <td>0%</td> </tr> </tbody> </table>	Choice	Number	Percentage	Strongly Agree	22	57.89%	Agree	12	31.58%	Uncertain	1	2.63%	Disagree	0	0%	Strongly Disagree	0	0%	 <p> ● Stron... ● Agree ● Unce... </p>
Choice	Number	Percentage																			
Strongly Agree	22	57.89%																			
Agree	12	31.58%																			
Uncertain	1	2.63%																			
Disagree	0	0%																			
Strongly Disagree	0	0%																			

29

The best features of the Course were

Good

Good

OK

good

Excellent

all

ok

good

Very Good

ok

good

GOOD

Good

Good

good

Best

good

good

analizing map

Good

Good

Good

Good

Complete

good

very good

Excellent

Good

good

very good

nice.

Good

Good

good

The teaching method was very simple and helpful

30

The Course could have been improved by

Good

Good

Good

good

Very tough course

nothing

ok

goood

Very Good

ok

good

GOOD

Good

Yes

goooddd

yes

good

.....

practice

Good

Good

Good

Good

Complete

good

good

Excellent

Good

good

very good

nice.

Good

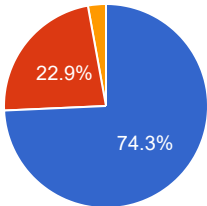
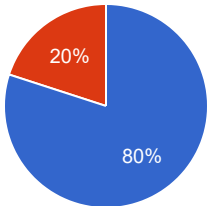
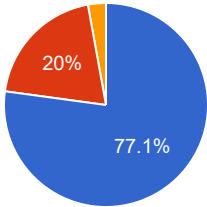
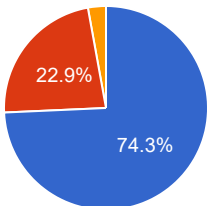
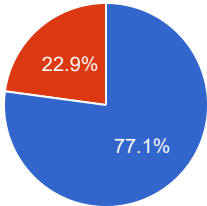
Good

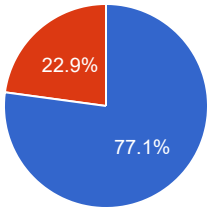
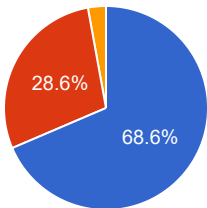
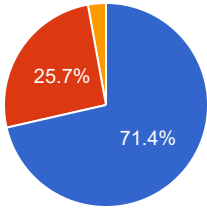
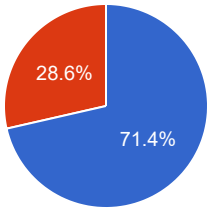
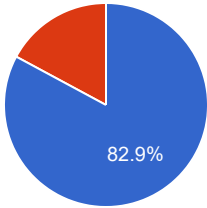
nice

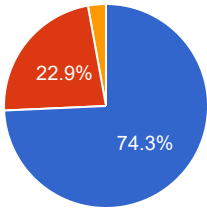
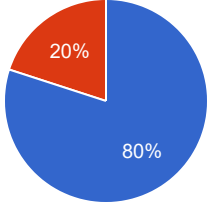
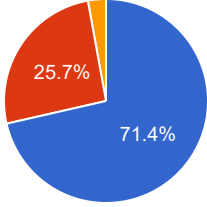
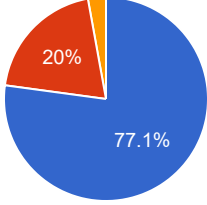
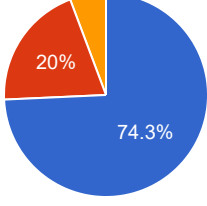
31	<p>The University does not tolerate discrimination on any irrelevant distinction (e.g. race, age, gender) and is committed to work with diversity in a wholly positive way. Please indicate below anything in relation to this Course which may run counter to this objective</p>	<p>Good Good Good Excellent ok goooooood Very Good ok V GOOD Good goooddd Yes good nil Good Good Good Good ” googd excellent Excellent good very good Good Good</p>
----	---	---

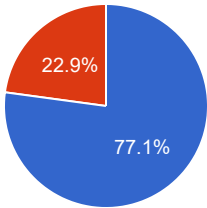
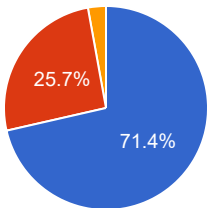
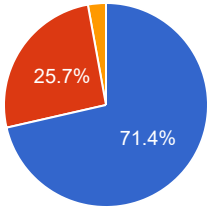
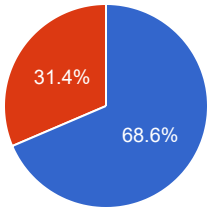
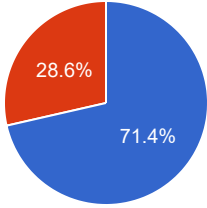
Course Evaluation - Program: 0278

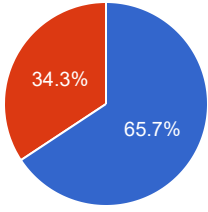
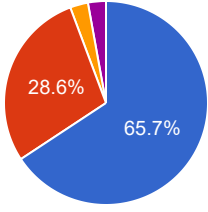
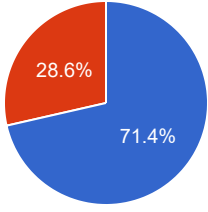
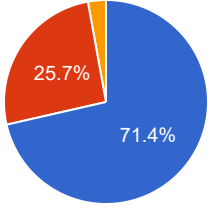
Teacher Name: INAM ULLAH		Course ID: CT-102(L)(3) Course Title: Civil Engineering Drawing		Session: 2018 Fall																			
Shift: Weekend -- Section: A		Total Strength: 107		Attempted: 46																			
S.No	Question	Opinions			Chart																		
1	The course objectives were clear	<table border="1"> <thead> <tr> <th>Choice</th> <th>Number</th> <th>Percentage</th> </tr> </thead> <tbody> <tr> <td>Strongly Agree</td> <td>27</td> <td>58.7%</td> </tr> <tr> <td>Agree</td> <td>8</td> <td>17.39%</td> </tr> <tr> <td>Uncertain</td> <td>0</td> <td>0%</td> </tr> <tr> <td>Disagree</td> <td>0</td> <td>0%</td> </tr> <tr> <td>Strongly Disagree</td> <td>0</td> <td>0%</td> </tr> </tbody> </table>	Choice	Number	Percentage	Strongly Agree	27	58.7%	Agree	8	17.39%	Uncertain	0	0%	Disagree	0	0%	Strongly Disagree	0	0%	<p>Legend: Strongly Agree (Blue), Agree (Red)</p>		
Choice	Number	Percentage																					
Strongly Agree	27	58.7%																					
Agree	8	17.39%																					
Uncertain	0	0%																					
Disagree	0	0%																					
Strongly Disagree	0	0%																					
2	The Course workload was manageable	<table border="1"> <thead> <tr> <th>Choice</th> <th>Number</th> <th>Percentage</th> </tr> </thead> <tbody> <tr> <td>Strongly Agree</td> <td>25</td> <td>54.35%</td> </tr> <tr> <td>Agree</td> <td>9</td> <td>19.57%</td> </tr> <tr> <td>Uncertain</td> <td>1</td> <td>2.17%</td> </tr> <tr> <td>Disagree</td> <td>0</td> <td>0%</td> </tr> <tr> <td>Strongly Disagree</td> <td>0</td> <td>0%</td> </tr> </tbody> </table>	Choice	Number	Percentage	Strongly Agree	25	54.35%	Agree	9	19.57%	Uncertain	1	2.17%	Disagree	0	0%	Strongly Disagree	0	0%	<p>Legend: Strongly Agree (Blue), Agree (Red), Uncertain (Yellow)</p>		
Choice	Number	Percentage																					
Strongly Agree	25	54.35%																					
Agree	9	19.57%																					
Uncertain	1	2.17%																					
Disagree	0	0%																					
Strongly Disagree	0	0%																					
3	The Course was well organized (e.g. timely access to materials, notification of changes, etc.)	<table border="1"> <thead> <tr> <th>Choice</th> <th>Number</th> <th>Percentage</th> </tr> </thead> <tbody> <tr> <td>Strongly Agree</td> <td>26</td> <td>56.52%</td> </tr> <tr> <td>Agree</td> <td>8</td> <td>17.39%</td> </tr> <tr> <td>Uncertain</td> <td>1</td> <td>2.17%</td> </tr> <tr> <td>Disagree</td> <td>0</td> <td>0%</td> </tr> <tr> <td>Strongly Disagree</td> <td>0</td> <td>0%</td> </tr> </tbody> </table>	Choice	Number	Percentage	Strongly Agree	26	56.52%	Agree	8	17.39%	Uncertain	1	2.17%	Disagree	0	0%	Strongly Disagree	0	0%	<p>Legend: Strongly Agree (Blue), Agree (Red), Uncertain (Yellow)</p>		
Choice	Number	Percentage																					
Strongly Agree	26	56.52%																					
Agree	8	17.39%																					
Uncertain	1	2.17%																					
Disagree	0	0%																					
Strongly Disagree	0	0%																					
4	I participated actively in the Course	<table border="1"> <thead> <tr> <th>Choice</th> <th>Number</th> <th>Percentage</th> </tr> </thead> <tbody> <tr> <td>Strongly Agree</td> <td>28</td> <td>60.87%</td> </tr> <tr> <td>Agree</td> <td>7</td> <td>15.22%</td> </tr> <tr> <td>Uncertain</td> <td>0</td> <td>0%</td> </tr> <tr> <td>Disagree</td> <td>0</td> <td>0%</td> </tr> <tr> <td>Strongly Disagree</td> <td>0</td> <td>0%</td> </tr> </tbody> </table>	Choice	Number	Percentage	Strongly Agree	28	60.87%	Agree	7	15.22%	Uncertain	0	0%	Disagree	0	0%	Strongly Disagree	0	0%	<p>Legend: Strongly Agree (Blue), Agree (Red)</p>		
Choice	Number	Percentage																					
Strongly Agree	28	60.87%																					
Agree	7	15.22%																					
Uncertain	0	0%																					
Disagree	0	0%																					
Strongly Disagree	0	0%																					

5	I think I have made progress in this Course	<table border="1"> <thead> <tr> <th>Choice</th> <th>Number</th> <th>Percentage</th> </tr> </thead> <tbody> <tr> <td>Strongly Agree</td> <td>26</td> <td>56.52%</td> </tr> <tr> <td>Agree</td> <td>8</td> <td>17.39%</td> </tr> <tr> <td>Uncertain</td> <td>1</td> <td>2.17%</td> </tr> <tr> <td>Disagree</td> <td>0</td> <td>0%</td> </tr> <tr> <td>Strongly Disagree</td> <td>0</td> <td>0%</td> </tr> </tbody> </table>	Choice	Number	Percentage	Strongly Agree	26	56.52%	Agree	8	17.39%	Uncertain	1	2.17%	Disagree	0	0%	Strongly Disagree	0	0%	 <p> ● Stron... ● Agree ● Unce... </p>
Choice	Number	Percentage																			
Strongly Agree	26	56.52%																			
Agree	8	17.39%																			
Uncertain	1	2.17%																			
Disagree	0	0%																			
Strongly Disagree	0	0%																			
6	I think the Course was well structured to achieve the learning outcomes (there was a good balance of lectures, tutorials, practical etc.)	<table border="1"> <thead> <tr> <th>Choice</th> <th>Number</th> <th>Percentage</th> </tr> </thead> <tbody> <tr> <td>Strongly Agree</td> <td>28</td> <td>60.87%</td> </tr> <tr> <td>Agree</td> <td>7</td> <td>15.22%</td> </tr> <tr> <td>Uncertain</td> <td>0</td> <td>0%</td> </tr> <tr> <td>Disagree</td> <td>0</td> <td>0%</td> </tr> <tr> <td>Strongly Disagree</td> <td>0</td> <td>0%</td> </tr> </tbody> </table>	Choice	Number	Percentage	Strongly Agree	28	60.87%	Agree	7	15.22%	Uncertain	0	0%	Disagree	0	0%	Strongly Disagree	0	0%	 <p> ● Stron... ● Agree </p>
Choice	Number	Percentage																			
Strongly Agree	28	60.87%																			
Agree	7	15.22%																			
Uncertain	0	0%																			
Disagree	0	0%																			
Strongly Disagree	0	0%																			
7	The learning and teaching methods encouraged participation	<table border="1"> <thead> <tr> <th>Choice</th> <th>Number</th> <th>Percentage</th> </tr> </thead> <tbody> <tr> <td>Strongly Agree</td> <td>27</td> <td>58.7%</td> </tr> <tr> <td>Agree</td> <td>7</td> <td>15.22%</td> </tr> <tr> <td>Uncertain</td> <td>1</td> <td>2.17%</td> </tr> <tr> <td>Disagree</td> <td>0</td> <td>0%</td> </tr> <tr> <td>Strongly Disagree</td> <td>0</td> <td>0%</td> </tr> </tbody> </table>	Choice	Number	Percentage	Strongly Agree	27	58.7%	Agree	7	15.22%	Uncertain	1	2.17%	Disagree	0	0%	Strongly Disagree	0	0%	 <p> ● Stron... ● Agree ● Unce... </p>
Choice	Number	Percentage																			
Strongly Agree	27	58.7%																			
Agree	7	15.22%																			
Uncertain	1	2.17%																			
Disagree	0	0%																			
Strongly Disagree	0	0%																			
8	The overall environment in the class was conducive to learning	<table border="1"> <thead> <tr> <th>Choice</th> <th>Number</th> <th>Percentage</th> </tr> </thead> <tbody> <tr> <td>Strongly Agree</td> <td>26</td> <td>56.52%</td> </tr> <tr> <td>Agree</td> <td>8</td> <td>17.39%</td> </tr> <tr> <td>Uncertain</td> <td>1</td> <td>2.17%</td> </tr> <tr> <td>Disagree</td> <td>0</td> <td>0%</td> </tr> <tr> <td>Strongly Disagree</td> <td>0</td> <td>0%</td> </tr> </tbody> </table>	Choice	Number	Percentage	Strongly Agree	26	56.52%	Agree	8	17.39%	Uncertain	1	2.17%	Disagree	0	0%	Strongly Disagree	0	0%	 <p> ● Stron... ● Agree ● Unce... </p>
Choice	Number	Percentage																			
Strongly Agree	26	56.52%																			
Agree	8	17.39%																			
Uncertain	1	2.17%																			
Disagree	0	0%																			
Strongly Disagree	0	0%																			
9	Classrooms were satisfactory	<table border="1"> <thead> <tr> <th>Choice</th> <th>Number</th> <th>Percentage</th> </tr> </thead> <tbody> <tr> <td>Strongly Agree</td> <td>27</td> <td>58.7%</td> </tr> <tr> <td>Agree</td> <td>8</td> <td>17.39%</td> </tr> <tr> <td>Uncertain</td> <td>0</td> <td>0%</td> </tr> <tr> <td>Disagree</td> <td>0</td> <td>0%</td> </tr> <tr> <td>Strongly Disagree</td> <td>0</td> <td>0%</td> </tr> </tbody> </table>	Choice	Number	Percentage	Strongly Agree	27	58.7%	Agree	8	17.39%	Uncertain	0	0%	Disagree	0	0%	Strongly Disagree	0	0%	 <p> ● Stron... ● Agree </p>
Choice	Number	Percentage																			
Strongly Agree	27	58.7%																			
Agree	8	17.39%																			
Uncertain	0	0%																			
Disagree	0	0%																			
Strongly Disagree	0	0%																			

10	Learning materials (Lesson Plans, Course Notes etc.) were relevant and useful	<table border="1"> <thead> <tr> <th>Choice</th> <th>Number</th> <th>Percentage</th> </tr> </thead> <tbody> <tr> <td>Strongly Agree</td> <td>27</td> <td>58.7%</td> </tr> <tr> <td>Agree</td> <td>8</td> <td>17.39%</td> </tr> <tr> <td>Uncertain</td> <td>0</td> <td>0%</td> </tr> <tr> <td>Disagree</td> <td>0</td> <td>0%</td> </tr> <tr> <td>Strongly Disagree</td> <td>0</td> <td>0%</td> </tr> </tbody> </table>	Choice	Number	Percentage	Strongly Agree	27	58.7%	Agree	8	17.39%	Uncertain	0	0%	Disagree	0	0%	Strongly Disagree	0	0%	 <p>● Stron... ● Agree</p>
Choice	Number	Percentage																			
Strongly Agree	27	58.7%																			
Agree	8	17.39%																			
Uncertain	0	0%																			
Disagree	0	0%																			
Strongly Disagree	0	0%																			
11	Recommended reading Books etc. were relevant and appropriate	<table border="1"> <thead> <tr> <th>Choice</th> <th>Number</th> <th>Percentage</th> </tr> </thead> <tbody> <tr> <td>Strongly Agree</td> <td>24</td> <td>52.17%</td> </tr> <tr> <td>Agree</td> <td>10</td> <td>21.74%</td> </tr> <tr> <td>Uncertain</td> <td>1</td> <td>2.17%</td> </tr> <tr> <td>Disagree</td> <td>0</td> <td>0%</td> </tr> <tr> <td>Strongly Disagree</td> <td>0</td> <td>0%</td> </tr> </tbody> </table>	Choice	Number	Percentage	Strongly Agree	24	52.17%	Agree	10	21.74%	Uncertain	1	2.17%	Disagree	0	0%	Strongly Disagree	0	0%	 <p>● Stron... ● Agree ● Unce...</p>
Choice	Number	Percentage																			
Strongly Agree	24	52.17%																			
Agree	10	21.74%																			
Uncertain	1	2.17%																			
Disagree	0	0%																			
Strongly Disagree	0	0%																			
12	The provision of learning resources in the library was adequate and appropriate	<table border="1"> <thead> <tr> <th>Choice</th> <th>Number</th> <th>Percentage</th> </tr> </thead> <tbody> <tr> <td>Strongly Agree</td> <td>25</td> <td>54.35%</td> </tr> <tr> <td>Agree</td> <td>9</td> <td>19.57%</td> </tr> <tr> <td>Uncertain</td> <td>1</td> <td>2.17%</td> </tr> <tr> <td>Disagree</td> <td>0</td> <td>0%</td> </tr> <tr> <td>Strongly Disagree</td> <td>0</td> <td>0%</td> </tr> </tbody> </table>	Choice	Number	Percentage	Strongly Agree	25	54.35%	Agree	9	19.57%	Uncertain	1	2.17%	Disagree	0	0%	Strongly Disagree	0	0%	 <p>● Stron... ● Agree ● Unce...</p>
Choice	Number	Percentage																			
Strongly Agree	25	54.35%																			
Agree	9	19.57%																			
Uncertain	1	2.17%																			
Disagree	0	0%																			
Strongly Disagree	0	0%																			
13	The provision of learning resources on the Web was adequate and appropriate (if relevant)	<table border="1"> <thead> <tr> <th>Choice</th> <th>Number</th> <th>Percentage</th> </tr> </thead> <tbody> <tr> <td>Strongly Agree</td> <td>25</td> <td>54.35%</td> </tr> <tr> <td>Agree</td> <td>10</td> <td>21.74%</td> </tr> <tr> <td>Uncertain</td> <td>0</td> <td>0%</td> </tr> <tr> <td>Disagree</td> <td>0</td> <td>0%</td> </tr> <tr> <td>Strongly Disagree</td> <td>0</td> <td>0%</td> </tr> </tbody> </table>	Choice	Number	Percentage	Strongly Agree	25	54.35%	Agree	10	21.74%	Uncertain	0	0%	Disagree	0	0%	Strongly Disagree	0	0%	 <p>● Stron... ● Agree</p>
Choice	Number	Percentage																			
Strongly Agree	25	54.35%																			
Agree	10	21.74%																			
Uncertain	0	0%																			
Disagree	0	0%																			
Strongly Disagree	0	0%																			
14	The Course stimulated my interest and thought on the subject area	<table border="1"> <thead> <tr> <th>Choice</th> <th>Number</th> <th>Percentage</th> </tr> </thead> <tbody> <tr> <td>Strongly Agree</td> <td>29</td> <td>63.04%</td> </tr> <tr> <td>Agree</td> <td>6</td> <td>13.04%</td> </tr> <tr> <td>Uncertain</td> <td>0</td> <td>0%</td> </tr> <tr> <td>Disagree</td> <td>0</td> <td>0%</td> </tr> <tr> <td>Strongly Disagree</td> <td>0</td> <td>0%</td> </tr> </tbody> </table>	Choice	Number	Percentage	Strongly Agree	29	63.04%	Agree	6	13.04%	Uncertain	0	0%	Disagree	0	0%	Strongly Disagree	0	0%	 <p>● Stron... ● Agree</p>
Choice	Number	Percentage																			
Strongly Agree	29	63.04%																			
Agree	6	13.04%																			
Uncertain	0	0%																			
Disagree	0	0%																			
Strongly Disagree	0	0%																			

15	The pace of the Course was appropriate	<table border="1"> <thead> <tr> <th>Choice</th> <th>Number</th> <th>Percentage</th> </tr> </thead> <tbody> <tr> <td>Strongly Agree</td> <td>26</td> <td>56.52%</td> </tr> <tr> <td>Agree</td> <td>8</td> <td>17.39%</td> </tr> <tr> <td>Uncertain</td> <td>1</td> <td>2.17%</td> </tr> <tr> <td>Disagree</td> <td>0</td> <td>0%</td> </tr> <tr> <td>Strongly Disagree</td> <td>0</td> <td>0%</td> </tr> </tbody> </table>	Choice	Number	Percentage	Strongly Agree	26	56.52%	Agree	8	17.39%	Uncertain	1	2.17%	Disagree	0	0%	Strongly Disagree	0	0%	 <ul style="list-style-type: none"> ● Stron... ● Agree ● Unce...
Choice	Number	Percentage																			
Strongly Agree	26	56.52%																			
Agree	8	17.39%																			
Uncertain	1	2.17%																			
Disagree	0	0%																			
Strongly Disagree	0	0%																			
16	Ideas and concepts were presented clearly	<table border="1"> <thead> <tr> <th>Choice</th> <th>Number</th> <th>Percentage</th> </tr> </thead> <tbody> <tr> <td>Strongly Agree</td> <td>28</td> <td>60.87%</td> </tr> <tr> <td>Agree</td> <td>7</td> <td>15.22%</td> </tr> <tr> <td>Uncertain</td> <td>0</td> <td>0%</td> </tr> <tr> <td>Disagree</td> <td>0</td> <td>0%</td> </tr> <tr> <td>Strongly Disagree</td> <td>0</td> <td>0%</td> </tr> </tbody> </table>	Choice	Number	Percentage	Strongly Agree	28	60.87%	Agree	7	15.22%	Uncertain	0	0%	Disagree	0	0%	Strongly Disagree	0	0%	 <ul style="list-style-type: none"> ● Stron... ● Agree
Choice	Number	Percentage																			
Strongly Agree	28	60.87%																			
Agree	7	15.22%																			
Uncertain	0	0%																			
Disagree	0	0%																			
Strongly Disagree	0	0%																			
17	The method of assessment were reasonable	<table border="1"> <thead> <tr> <th>Choice</th> <th>Number</th> <th>Percentage</th> </tr> </thead> <tbody> <tr> <td>Strongly Agree</td> <td>25</td> <td>54.35%</td> </tr> <tr> <td>Agree</td> <td>9</td> <td>19.57%</td> </tr> <tr> <td>Uncertain</td> <td>1</td> <td>2.17%</td> </tr> <tr> <td>Disagree</td> <td>0</td> <td>0%</td> </tr> <tr> <td>Strongly Disagree</td> <td>0</td> <td>0%</td> </tr> </tbody> </table>	Choice	Number	Percentage	Strongly Agree	25	54.35%	Agree	9	19.57%	Uncertain	1	2.17%	Disagree	0	0%	Strongly Disagree	0	0%	 <ul style="list-style-type: none"> ● Stron... ● Agree ● Unce...
Choice	Number	Percentage																			
Strongly Agree	25	54.35%																			
Agree	9	19.57%																			
Uncertain	1	2.17%																			
Disagree	0	0%																			
Strongly Disagree	0	0%																			
18	Feedback on assessment was timely	<table border="1"> <thead> <tr> <th>Choice</th> <th>Number</th> <th>Percentage</th> </tr> </thead> <tbody> <tr> <td>Strongly Agree</td> <td>27</td> <td>58.7%</td> </tr> <tr> <td>Agree</td> <td>7</td> <td>15.22%</td> </tr> <tr> <td>Uncertain</td> <td>1</td> <td>2.17%</td> </tr> <tr> <td>Disagree</td> <td>0</td> <td>0%</td> </tr> <tr> <td>Strongly Disagree</td> <td>0</td> <td>0%</td> </tr> </tbody> </table>	Choice	Number	Percentage	Strongly Agree	27	58.7%	Agree	7	15.22%	Uncertain	1	2.17%	Disagree	0	0%	Strongly Disagree	0	0%	 <ul style="list-style-type: none"> ● Stron... ● Agree ● Unce...
Choice	Number	Percentage																			
Strongly Agree	27	58.7%																			
Agree	7	15.22%																			
Uncertain	1	2.17%																			
Disagree	0	0%																			
Strongly Disagree	0	0%																			
19	Feedback on assessment was helpful	<table border="1"> <thead> <tr> <th>Choice</th> <th>Number</th> <th>Percentage</th> </tr> </thead> <tbody> <tr> <td>Strongly Agree</td> <td>26</td> <td>56.52%</td> </tr> <tr> <td>Agree</td> <td>7</td> <td>15.22%</td> </tr> <tr> <td>Uncertain</td> <td>2</td> <td>4.35%</td> </tr> <tr> <td>Disagree</td> <td>0</td> <td>0%</td> </tr> <tr> <td>Strongly Disagree</td> <td>0</td> <td>0%</td> </tr> </tbody> </table>	Choice	Number	Percentage	Strongly Agree	26	56.52%	Agree	7	15.22%	Uncertain	2	4.35%	Disagree	0	0%	Strongly Disagree	0	0%	 <ul style="list-style-type: none"> ● Stron... ● Agree ● Unce...
Choice	Number	Percentage																			
Strongly Agree	26	56.52%																			
Agree	7	15.22%																			
Uncertain	2	4.35%																			
Disagree	0	0%																			
Strongly Disagree	0	0%																			

20	I understood the lectures	<table border="1"> <thead> <tr> <th>Choice</th> <th>Number</th> <th>Percentage</th> </tr> </thead> <tbody> <tr> <td>Strongly Agree</td> <td>27</td> <td>58.7%</td> </tr> <tr> <td>Agree</td> <td>8</td> <td>17.39%</td> </tr> <tr> <td>Uncertain</td> <td>0</td> <td>0%</td> </tr> <tr> <td>Disagree</td> <td>0</td> <td>0%</td> </tr> <tr> <td>Strongly Disagree</td> <td>0</td> <td>0%</td> </tr> </tbody> </table>	Choice	Number	Percentage	Strongly Agree	27	58.7%	Agree	8	17.39%	Uncertain	0	0%	Disagree	0	0%	Strongly Disagree	0	0%	 <p>● Stron... ● Agree</p>
Choice	Number	Percentage																			
Strongly Agree	27	58.7%																			
Agree	8	17.39%																			
Uncertain	0	0%																			
Disagree	0	0%																			
Strongly Disagree	0	0%																			
21	The material was well organized and presented	<table border="1"> <thead> <tr> <th>Choice</th> <th>Number</th> <th>Percentage</th> </tr> </thead> <tbody> <tr> <td>Strongly Agree</td> <td>25</td> <td>54.35%</td> </tr> <tr> <td>Agree</td> <td>9</td> <td>19.57%</td> </tr> <tr> <td>Uncertain</td> <td>1</td> <td>2.17%</td> </tr> <tr> <td>Disagree</td> <td>0</td> <td>0%</td> </tr> <tr> <td>Strongly Disagree</td> <td>0</td> <td>0%</td> </tr> </tbody> </table>	Choice	Number	Percentage	Strongly Agree	25	54.35%	Agree	9	19.57%	Uncertain	1	2.17%	Disagree	0	0%	Strongly Disagree	0	0%	 <p>● Stron... ● Agree ● Unce...</p>
Choice	Number	Percentage																			
Strongly Agree	25	54.35%																			
Agree	9	19.57%																			
Uncertain	1	2.17%																			
Disagree	0	0%																			
Strongly Disagree	0	0%																			
22	The instructor was responsive to student needs and problems	<table border="1"> <thead> <tr> <th>Choice</th> <th>Number</th> <th>Percentage</th> </tr> </thead> <tbody> <tr> <td>Strongly Agree</td> <td>25</td> <td>54.35%</td> </tr> <tr> <td>Agree</td> <td>9</td> <td>19.57%</td> </tr> <tr> <td>Uncertain</td> <td>1</td> <td>2.17%</td> </tr> <tr> <td>Disagree</td> <td>0</td> <td>0%</td> </tr> <tr> <td>Strongly Disagree</td> <td>0</td> <td>0%</td> </tr> </tbody> </table>	Choice	Number	Percentage	Strongly Agree	25	54.35%	Agree	9	19.57%	Uncertain	1	2.17%	Disagree	0	0%	Strongly Disagree	0	0%	 <p>● Stron... ● Agree ● Unce...</p>
Choice	Number	Percentage																			
Strongly Agree	25	54.35%																			
Agree	9	19.57%																			
Uncertain	1	2.17%																			
Disagree	0	0%																			
Strongly Disagree	0	0%																			
23	Had the instructor been regular throughout the course	<table border="1"> <thead> <tr> <th>Choice</th> <th>Number</th> <th>Percentage</th> </tr> </thead> <tbody> <tr> <td>Strongly Agree</td> <td>24</td> <td>52.17%</td> </tr> <tr> <td>Agree</td> <td>11</td> <td>23.91%</td> </tr> <tr> <td>Uncertain</td> <td>0</td> <td>0%</td> </tr> <tr> <td>Disagree</td> <td>0</td> <td>0%</td> </tr> <tr> <td>Strongly Disagree</td> <td>0</td> <td>0%</td> </tr> </tbody> </table>	Choice	Number	Percentage	Strongly Agree	24	52.17%	Agree	11	23.91%	Uncertain	0	0%	Disagree	0	0%	Strongly Disagree	0	0%	 <p>● Stron... ● Agree</p>
Choice	Number	Percentage																			
Strongly Agree	24	52.17%																			
Agree	11	23.91%																			
Uncertain	0	0%																			
Disagree	0	0%																			
Strongly Disagree	0	0%																			
24	The material in the tutorials was useful	<table border="1"> <thead> <tr> <th>Choice</th> <th>Number</th> <th>Percentage</th> </tr> </thead> <tbody> <tr> <td>Strongly Agree</td> <td>25</td> <td>54.35%</td> </tr> <tr> <td>Agree</td> <td>10</td> <td>21.74%</td> </tr> <tr> <td>Uncertain</td> <td>0</td> <td>0%</td> </tr> <tr> <td>Disagree</td> <td>0</td> <td>0%</td> </tr> <tr> <td>Strongly Disagree</td> <td>0</td> <td>0%</td> </tr> </tbody> </table>	Choice	Number	Percentage	Strongly Agree	25	54.35%	Agree	10	21.74%	Uncertain	0	0%	Disagree	0	0%	Strongly Disagree	0	0%	 <p>● Stron... ● Agree</p>
Choice	Number	Percentage																			
Strongly Agree	25	54.35%																			
Agree	10	21.74%																			
Uncertain	0	0%																			
Disagree	0	0%																			
Strongly Disagree	0	0%																			

25	I was happy with the amount of work needed for tutorials	<table border="1"> <thead> <tr> <th>Choice</th> <th>Number</th> <th>Percentage</th> </tr> </thead> <tbody> <tr> <td>Strongly Agree</td> <td>23</td> <td>50%</td> </tr> <tr> <td>Agree</td> <td>12</td> <td>26.09%</td> </tr> <tr> <td>Uncertain</td> <td>0</td> <td>0%</td> </tr> <tr> <td>Disagree</td> <td>0</td> <td>0%</td> </tr> <tr> <td>Strongly Disagree</td> <td>0</td> <td>0%</td> </tr> </tbody> </table>	Choice	Number	Percentage	Strongly Agree	23	50%	Agree	12	26.09%	Uncertain	0	0%	Disagree	0	0%	Strongly Disagree	0	0%	 <p>● Stron... ● Agree</p>
Choice	Number	Percentage																			
Strongly Agree	23	50%																			
Agree	12	26.09%																			
Uncertain	0	0%																			
Disagree	0	0%																			
Strongly Disagree	0	0%																			
26	The tutor dealt effectively with my problems	<table border="1"> <thead> <tr> <th>Choice</th> <th>Number</th> <th>Percentage</th> </tr> </thead> <tbody> <tr> <td>Strongly Agree</td> <td>23</td> <td>50%</td> </tr> <tr> <td>Agree</td> <td>10</td> <td>21.74%</td> </tr> <tr> <td>Uncertain</td> <td>1</td> <td>2.17%</td> </tr> <tr> <td>Disagree</td> <td>0</td> <td>0%</td> </tr> <tr> <td>Strongly Disagree</td> <td>1</td> <td>2.17%</td> </tr> </tbody> </table>	Choice	Number	Percentage	Strongly Agree	23	50%	Agree	10	21.74%	Uncertain	1	2.17%	Disagree	0	0%	Strongly Disagree	1	2.17%	 <p>● Stron... ● Agree ● Unce... ● Stron...</p>
Choice	Number	Percentage																			
Strongly Agree	23	50%																			
Agree	10	21.74%																			
Uncertain	1	2.17%																			
Disagree	0	0%																			
Strongly Disagree	1	2.17%																			
27	The material in the practicals was useful	<table border="1"> <thead> <tr> <th>Choice</th> <th>Number</th> <th>Percentage</th> </tr> </thead> <tbody> <tr> <td>Strongly Agree</td> <td>25</td> <td>54.35%</td> </tr> <tr> <td>Agree</td> <td>10</td> <td>21.74%</td> </tr> <tr> <td>Uncertain</td> <td>0</td> <td>0%</td> </tr> <tr> <td>Disagree</td> <td>0</td> <td>0%</td> </tr> <tr> <td>Strongly Disagree</td> <td>0</td> <td>0%</td> </tr> </tbody> </table>	Choice	Number	Percentage	Strongly Agree	25	54.35%	Agree	10	21.74%	Uncertain	0	0%	Disagree	0	0%	Strongly Disagree	0	0%	 <p>● Stron... ● Agree</p>
Choice	Number	Percentage																			
Strongly Agree	25	54.35%																			
Agree	10	21.74%																			
Uncertain	0	0%																			
Disagree	0	0%																			
Strongly Disagree	0	0%																			
28	The demonstrators dealt effectively with my problems	<table border="1"> <thead> <tr> <th>Choice</th> <th>Number</th> <th>Percentage</th> </tr> </thead> <tbody> <tr> <td>Strongly Agree</td> <td>25</td> <td>54.35%</td> </tr> <tr> <td>Agree</td> <td>9</td> <td>19.57%</td> </tr> <tr> <td>Uncertain</td> <td>1</td> <td>2.17%</td> </tr> <tr> <td>Disagree</td> <td>0</td> <td>0%</td> </tr> <tr> <td>Strongly Disagree</td> <td>0</td> <td>0%</td> </tr> </tbody> </table>	Choice	Number	Percentage	Strongly Agree	25	54.35%	Agree	9	19.57%	Uncertain	1	2.17%	Disagree	0	0%	Strongly Disagree	0	0%	 <p>● Stron... ● Agree ● Unce...</p>
Choice	Number	Percentage																			
Strongly Agree	25	54.35%																			
Agree	9	19.57%																			
Uncertain	1	2.17%																			
Disagree	0	0%																			
Strongly Disagree	0	0%																			

Good

Good

OK

good

Excellent

every thing

good

good

very Good

good

there is not about feature in this course because its related to mechanical engineering we start the semester and make some sheet were all sheet related to mechanical engineering.but after the mid term examination we make some building drawing that was very helpful in the feature.

GOOD

Good

Good

goodddd

best

good

good

bouring

Excellent

Excellent

Excellent

Excellent

Excellent

Very Good

Very Good

good

good

good

good

good

good

good

excellent

Excellent

Good

good

very good

Good.

Excellent

Good

good

Good

Good

Good

OK

good

Excellent

nothung

good

good

very Good

good

after mid term examination we improve some skill about building drawing

GOOD

Good

Yes

goood

Yes

good

.....

studing

Excellent

Excellent

Excellent

Excellent

Excellent

Very Good

Very Good

GOOD

GOOD

GOOD

GOOD

GOOD

GOOD

GOOD

excellent

Excellent

Good

good

very good

Good.

Excellent

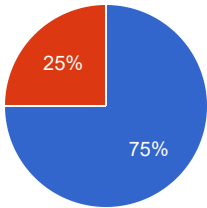
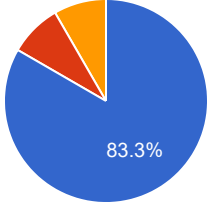
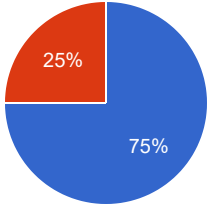
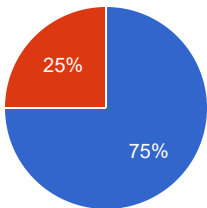
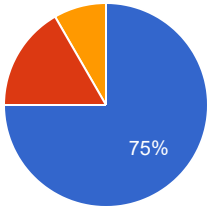
Good

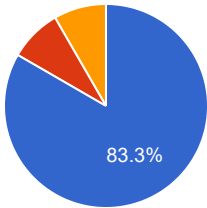
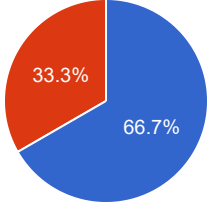
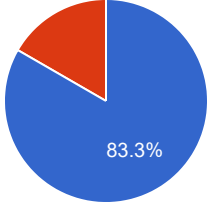
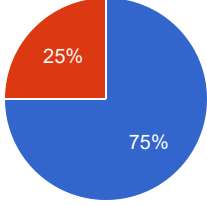
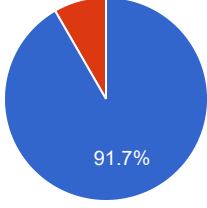
nice

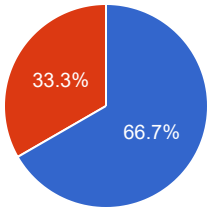
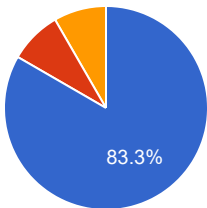
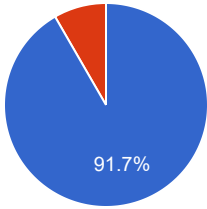
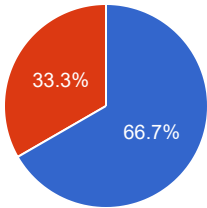
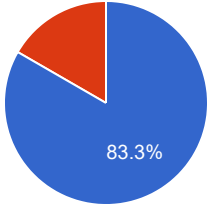
31	The University does not tolerate discrimination on any irrelevant distinction (e.g. race, age, gender) and is committed to work with diversity in a wholly positive way. Please indicate below anything in relation to this Course which may run counter to this objective	Good Good OK good Excellent goood very Good nothing V GOOD Good gooddd yes good nil Very good Very good Very good Very good Very good Very Good Very Good Very Good good good good good good good good good good excellent Excellent very good Excellent Good
----	--	---

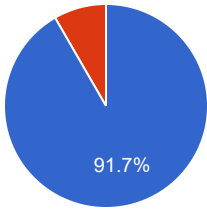
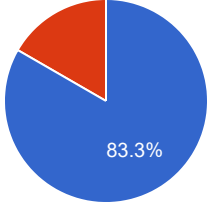
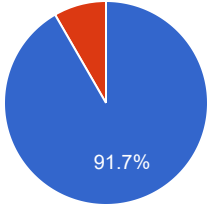
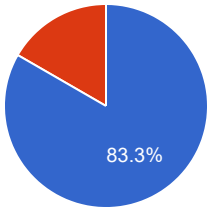
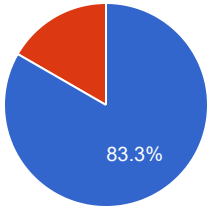
Course Evaluation - Program: 0278

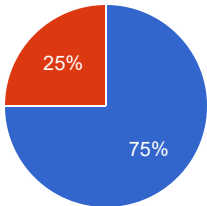
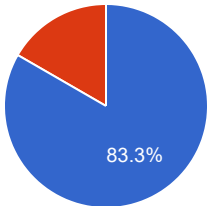
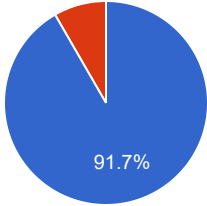
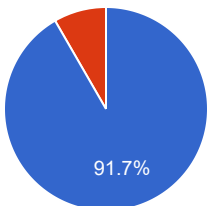
Teacher Name: INAM ULLAH		Course ID: CT-102(L)(3) Course Title: Civil Engineering Drawing		Session: 2018 Fall																			
Shift: Weekend -- Section: B		Total Strength: 107		Attempted: 12																			
S.No	Question	Opinions			Chart																		
1	The course objectives were clear	<table border="1"> <thead> <tr> <th>Choice</th> <th>Number</th> <th>Percentage</th> </tr> </thead> <tbody> <tr> <td>Strongly Agree</td> <td>10</td> <td>83.33%</td> </tr> <tr> <td>Agree</td> <td>1</td> <td>8.33%</td> </tr> <tr> <td>Uncertain</td> <td>1</td> <td>8.33%</td> </tr> <tr> <td>Disagree</td> <td>0</td> <td>0%</td> </tr> <tr> <td>Strongly Disagree</td> <td>0</td> <td>0%</td> </tr> </tbody> </table>	Choice	Number	Percentage	Strongly Agree	10	83.33%	Agree	1	8.33%	Uncertain	1	8.33%	Disagree	0	0%	Strongly Disagree	0	0%	<p>83.3%</p>		
Choice	Number	Percentage																					
Strongly Agree	10	83.33%																					
Agree	1	8.33%																					
Uncertain	1	8.33%																					
Disagree	0	0%																					
Strongly Disagree	0	0%																					
2	The Course workload was manageable	<table border="1"> <thead> <tr> <th>Choice</th> <th>Number</th> <th>Percentage</th> </tr> </thead> <tbody> <tr> <td>Strongly Agree</td> <td>8</td> <td>66.67%</td> </tr> <tr> <td>Agree</td> <td>3</td> <td>25%</td> </tr> <tr> <td>Uncertain</td> <td>1</td> <td>8.33%</td> </tr> <tr> <td>Disagree</td> <td>0</td> <td>0%</td> </tr> <tr> <td>Strongly Disagree</td> <td>0</td> <td>0%</td> </tr> </tbody> </table>	Choice	Number	Percentage	Strongly Agree	8	66.67%	Agree	3	25%	Uncertain	1	8.33%	Disagree	0	0%	Strongly Disagree	0	0%	<p>66.7%</p> <p>25%</p>		
Choice	Number	Percentage																					
Strongly Agree	8	66.67%																					
Agree	3	25%																					
Uncertain	1	8.33%																					
Disagree	0	0%																					
Strongly Disagree	0	0%																					
3	The Course was well organized (e.g. timely access to materials, notification of changes, etc.)	<table border="1"> <thead> <tr> <th>Choice</th> <th>Number</th> <th>Percentage</th> </tr> </thead> <tbody> <tr> <td>Strongly Agree</td> <td>11</td> <td>91.67%</td> </tr> <tr> <td>Agree</td> <td>1</td> <td>8.33%</td> </tr> <tr> <td>Uncertain</td> <td>0</td> <td>0%</td> </tr> <tr> <td>Disagree</td> <td>0</td> <td>0%</td> </tr> <tr> <td>Strongly Disagree</td> <td>0</td> <td>0%</td> </tr> </tbody> </table>	Choice	Number	Percentage	Strongly Agree	11	91.67%	Agree	1	8.33%	Uncertain	0	0%	Disagree	0	0%	Strongly Disagree	0	0%	<p>91.7%</p>		
Choice	Number	Percentage																					
Strongly Agree	11	91.67%																					
Agree	1	8.33%																					
Uncertain	0	0%																					
Disagree	0	0%																					
Strongly Disagree	0	0%																					
4	I participated actively in the Course	<table border="1"> <thead> <tr> <th>Choice</th> <th>Number</th> <th>Percentage</th> </tr> </thead> <tbody> <tr> <td>Strongly Agree</td> <td>11</td> <td>91.67%</td> </tr> <tr> <td>Agree</td> <td>1</td> <td>8.33%</td> </tr> <tr> <td>Uncertain</td> <td>0</td> <td>0%</td> </tr> <tr> <td>Disagree</td> <td>0</td> <td>0%</td> </tr> <tr> <td>Strongly Disagree</td> <td>0</td> <td>0%</td> </tr> </tbody> </table>	Choice	Number	Percentage	Strongly Agree	11	91.67%	Agree	1	8.33%	Uncertain	0	0%	Disagree	0	0%	Strongly Disagree	0	0%	<p>91.7%</p>		
Choice	Number	Percentage																					
Strongly Agree	11	91.67%																					
Agree	1	8.33%																					
Uncertain	0	0%																					
Disagree	0	0%																					
Strongly Disagree	0	0%																					

5	I think I have made progress in this Course	<table border="1"> <thead> <tr> <th>Choice</th> <th>Number</th> <th>Percentage</th> </tr> </thead> <tbody> <tr> <td>Strongly Agree</td> <td>9</td> <td>75%</td> </tr> <tr> <td>Agree</td> <td>3</td> <td>25%</td> </tr> <tr> <td>Uncertain</td> <td>0</td> <td>0%</td> </tr> <tr> <td>Disagree</td> <td>0</td> <td>0%</td> </tr> <tr> <td>Strongly Disagree</td> <td>0</td> <td>0%</td> </tr> </tbody> </table>	Choice	Number	Percentage	Strongly Agree	9	75%	Agree	3	25%	Uncertain	0	0%	Disagree	0	0%	Strongly Disagree	0	0%	 <p>● Stron... ● Agree</p>
Choice	Number	Percentage																			
Strongly Agree	9	75%																			
Agree	3	25%																			
Uncertain	0	0%																			
Disagree	0	0%																			
Strongly Disagree	0	0%																			
6	I think the Course was well structured to achieve the learning outcomes (there was a good balance of lectures, tutorials, practical etc.)	<table border="1"> <thead> <tr> <th>Choice</th> <th>Number</th> <th>Percentage</th> </tr> </thead> <tbody> <tr> <td>Strongly Agree</td> <td>10</td> <td>83.33%</td> </tr> <tr> <td>Agree</td> <td>1</td> <td>8.33%</td> </tr> <tr> <td>Uncertain</td> <td>1</td> <td>8.33%</td> </tr> <tr> <td>Disagree</td> <td>0</td> <td>0%</td> </tr> <tr> <td>Strongly Disagree</td> <td>0</td> <td>0%</td> </tr> </tbody> </table>	Choice	Number	Percentage	Strongly Agree	10	83.33%	Agree	1	8.33%	Uncertain	1	8.33%	Disagree	0	0%	Strongly Disagree	0	0%	 <p>● Stron... ● Agree ● Unce...</p>
Choice	Number	Percentage																			
Strongly Agree	10	83.33%																			
Agree	1	8.33%																			
Uncertain	1	8.33%																			
Disagree	0	0%																			
Strongly Disagree	0	0%																			
7	The learning and teaching methods encouraged participation	<table border="1"> <thead> <tr> <th>Choice</th> <th>Number</th> <th>Percentage</th> </tr> </thead> <tbody> <tr> <td>Strongly Agree</td> <td>9</td> <td>75%</td> </tr> <tr> <td>Agree</td> <td>3</td> <td>25%</td> </tr> <tr> <td>Uncertain</td> <td>0</td> <td>0%</td> </tr> <tr> <td>Disagree</td> <td>0</td> <td>0%</td> </tr> <tr> <td>Strongly Disagree</td> <td>0</td> <td>0%</td> </tr> </tbody> </table>	Choice	Number	Percentage	Strongly Agree	9	75%	Agree	3	25%	Uncertain	0	0%	Disagree	0	0%	Strongly Disagree	0	0%	 <p>● Stron... ● Agree</p>
Choice	Number	Percentage																			
Strongly Agree	9	75%																			
Agree	3	25%																			
Uncertain	0	0%																			
Disagree	0	0%																			
Strongly Disagree	0	0%																			
8	The overall environment in the class was conducive to learning	<table border="1"> <thead> <tr> <th>Choice</th> <th>Number</th> <th>Percentage</th> </tr> </thead> <tbody> <tr> <td>Strongly Agree</td> <td>9</td> <td>75%</td> </tr> <tr> <td>Agree</td> <td>3</td> <td>25%</td> </tr> <tr> <td>Uncertain</td> <td>0</td> <td>0%</td> </tr> <tr> <td>Disagree</td> <td>0</td> <td>0%</td> </tr> <tr> <td>Strongly Disagree</td> <td>0</td> <td>0%</td> </tr> </tbody> </table>	Choice	Number	Percentage	Strongly Agree	9	75%	Agree	3	25%	Uncertain	0	0%	Disagree	0	0%	Strongly Disagree	0	0%	 <p>● Stron... ● Agree</p>
Choice	Number	Percentage																			
Strongly Agree	9	75%																			
Agree	3	25%																			
Uncertain	0	0%																			
Disagree	0	0%																			
Strongly Disagree	0	0%																			
9	Classrooms were satisfactory	<table border="1"> <thead> <tr> <th>Choice</th> <th>Number</th> <th>Percentage</th> </tr> </thead> <tbody> <tr> <td>Strongly Agree</td> <td>9</td> <td>75%</td> </tr> <tr> <td>Agree</td> <td>2</td> <td>16.67%</td> </tr> <tr> <td>Uncertain</td> <td>1</td> <td>8.33%</td> </tr> <tr> <td>Disagree</td> <td>0</td> <td>0%</td> </tr> <tr> <td>Strongly Disagree</td> <td>0</td> <td>0%</td> </tr> </tbody> </table>	Choice	Number	Percentage	Strongly Agree	9	75%	Agree	2	16.67%	Uncertain	1	8.33%	Disagree	0	0%	Strongly Disagree	0	0%	 <p>● Stron... ● Agree ● Unce...</p>
Choice	Number	Percentage																			
Strongly Agree	9	75%																			
Agree	2	16.67%																			
Uncertain	1	8.33%																			
Disagree	0	0%																			
Strongly Disagree	0	0%																			

10	Learning materials (Lesson Plans, Course Notes etc.) were relevant and useful	<table border="1"> <thead> <tr> <th>Choice</th> <th>Number</th> <th>Percentage</th> </tr> </thead> <tbody> <tr> <td>Strongly Agree</td> <td>10</td> <td>83.33%</td> </tr> <tr> <td>Agree</td> <td>1</td> <td>8.33%</td> </tr> <tr> <td>Uncertain</td> <td>1</td> <td>8.33%</td> </tr> <tr> <td>Disagree</td> <td>0</td> <td>0%</td> </tr> <tr> <td>Strongly Disagree</td> <td>0</td> <td>0%</td> </tr> </tbody> </table>	Choice	Number	Percentage	Strongly Agree	10	83.33%	Agree	1	8.33%	Uncertain	1	8.33%	Disagree	0	0%	Strongly Disagree	0	0%	 <p>83.3%</p> <ul style="list-style-type: none"> ● Stron... ● Agree ● Unce...
Choice	Number	Percentage																			
Strongly Agree	10	83.33%																			
Agree	1	8.33%																			
Uncertain	1	8.33%																			
Disagree	0	0%																			
Strongly Disagree	0	0%																			
11	Recommended reading Books etc. were relevant and appropriate	<table border="1"> <thead> <tr> <th>Choice</th> <th>Number</th> <th>Percentage</th> </tr> </thead> <tbody> <tr> <td>Strongly Agree</td> <td>8</td> <td>66.67%</td> </tr> <tr> <td>Agree</td> <td>4</td> <td>33.33%</td> </tr> <tr> <td>Uncertain</td> <td>0</td> <td>0%</td> </tr> <tr> <td>Disagree</td> <td>0</td> <td>0%</td> </tr> <tr> <td>Strongly Disagree</td> <td>0</td> <td>0%</td> </tr> </tbody> </table>	Choice	Number	Percentage	Strongly Agree	8	66.67%	Agree	4	33.33%	Uncertain	0	0%	Disagree	0	0%	Strongly Disagree	0	0%	 <p>66.7%</p> <ul style="list-style-type: none"> ● Stron... ● Agree
Choice	Number	Percentage																			
Strongly Agree	8	66.67%																			
Agree	4	33.33%																			
Uncertain	0	0%																			
Disagree	0	0%																			
Strongly Disagree	0	0%																			
12	The provision of learning resources in the library was adequate and appropriate	<table border="1"> <thead> <tr> <th>Choice</th> <th>Number</th> <th>Percentage</th> </tr> </thead> <tbody> <tr> <td>Strongly Agree</td> <td>10</td> <td>83.33%</td> </tr> <tr> <td>Agree</td> <td>2</td> <td>16.67%</td> </tr> <tr> <td>Uncertain</td> <td>0</td> <td>0%</td> </tr> <tr> <td>Disagree</td> <td>0</td> <td>0%</td> </tr> <tr> <td>Strongly Disagree</td> <td>0</td> <td>0%</td> </tr> </tbody> </table>	Choice	Number	Percentage	Strongly Agree	10	83.33%	Agree	2	16.67%	Uncertain	0	0%	Disagree	0	0%	Strongly Disagree	0	0%	 <p>83.3%</p> <ul style="list-style-type: none"> ● Stron... ● Agree
Choice	Number	Percentage																			
Strongly Agree	10	83.33%																			
Agree	2	16.67%																			
Uncertain	0	0%																			
Disagree	0	0%																			
Strongly Disagree	0	0%																			
13	The provision of learning resources on the Web was adequate and appropriate (if relevant)	<table border="1"> <thead> <tr> <th>Choice</th> <th>Number</th> <th>Percentage</th> </tr> </thead> <tbody> <tr> <td>Strongly Agree</td> <td>9</td> <td>75%</td> </tr> <tr> <td>Agree</td> <td>3</td> <td>25%</td> </tr> <tr> <td>Uncertain</td> <td>0</td> <td>0%</td> </tr> <tr> <td>Disagree</td> <td>0</td> <td>0%</td> </tr> <tr> <td>Strongly Disagree</td> <td>0</td> <td>0%</td> </tr> </tbody> </table>	Choice	Number	Percentage	Strongly Agree	9	75%	Agree	3	25%	Uncertain	0	0%	Disagree	0	0%	Strongly Disagree	0	0%	 <p>75%</p> <ul style="list-style-type: none"> ● Stron... ● Agree
Choice	Number	Percentage																			
Strongly Agree	9	75%																			
Agree	3	25%																			
Uncertain	0	0%																			
Disagree	0	0%																			
Strongly Disagree	0	0%																			
14	The Course stimulated my interest and thought on the subject area	<table border="1"> <thead> <tr> <th>Choice</th> <th>Number</th> <th>Percentage</th> </tr> </thead> <tbody> <tr> <td>Strongly Agree</td> <td>11</td> <td>91.67%</td> </tr> <tr> <td>Agree</td> <td>1</td> <td>8.33%</td> </tr> <tr> <td>Uncertain</td> <td>0</td> <td>0%</td> </tr> <tr> <td>Disagree</td> <td>0</td> <td>0%</td> </tr> <tr> <td>Strongly Disagree</td> <td>0</td> <td>0%</td> </tr> </tbody> </table>	Choice	Number	Percentage	Strongly Agree	11	91.67%	Agree	1	8.33%	Uncertain	0	0%	Disagree	0	0%	Strongly Disagree	0	0%	 <p>91.7%</p> <ul style="list-style-type: none"> ● Stron... ● Agree
Choice	Number	Percentage																			
Strongly Agree	11	91.67%																			
Agree	1	8.33%																			
Uncertain	0	0%																			
Disagree	0	0%																			
Strongly Disagree	0	0%																			

15	The pace of the Course was appropriate	<table border="1"> <thead> <tr> <th>Choice</th> <th>Number</th> <th>Percentage</th> </tr> </thead> <tbody> <tr> <td>Strongly Agree</td> <td>8</td> <td>66.67%</td> </tr> <tr> <td>Agree</td> <td>4</td> <td>33.33%</td> </tr> <tr> <td>Uncertain</td> <td>0</td> <td>0%</td> </tr> <tr> <td>Disagree</td> <td>0</td> <td>0%</td> </tr> <tr> <td>Strongly Disagree</td> <td>0</td> <td>0%</td> </tr> </tbody> </table>	Choice	Number	Percentage	Strongly Agree	8	66.67%	Agree	4	33.33%	Uncertain	0	0%	Disagree	0	0%	Strongly Disagree	0	0%	 <p>● Stron... ● Agree</p>
Choice	Number	Percentage																			
Strongly Agree	8	66.67%																			
Agree	4	33.33%																			
Uncertain	0	0%																			
Disagree	0	0%																			
Strongly Disagree	0	0%																			
16	Ideas and concepts were presented clearly	<table border="1"> <thead> <tr> <th>Choice</th> <th>Number</th> <th>Percentage</th> </tr> </thead> <tbody> <tr> <td>Strongly Agree</td> <td>10</td> <td>83.33%</td> </tr> <tr> <td>Agree</td> <td>1</td> <td>8.33%</td> </tr> <tr> <td>Uncertain</td> <td>1</td> <td>8.33%</td> </tr> <tr> <td>Disagree</td> <td>0</td> <td>0%</td> </tr> <tr> <td>Strongly Disagree</td> <td>0</td> <td>0%</td> </tr> </tbody> </table>	Choice	Number	Percentage	Strongly Agree	10	83.33%	Agree	1	8.33%	Uncertain	1	8.33%	Disagree	0	0%	Strongly Disagree	0	0%	 <p>● Stron... ● Agree ● Unce...</p>
Choice	Number	Percentage																			
Strongly Agree	10	83.33%																			
Agree	1	8.33%																			
Uncertain	1	8.33%																			
Disagree	0	0%																			
Strongly Disagree	0	0%																			
17	The method of assessment were reasonable	<table border="1"> <thead> <tr> <th>Choice</th> <th>Number</th> <th>Percentage</th> </tr> </thead> <tbody> <tr> <td>Strongly Agree</td> <td>11</td> <td>91.67%</td> </tr> <tr> <td>Agree</td> <td>1</td> <td>8.33%</td> </tr> <tr> <td>Uncertain</td> <td>0</td> <td>0%</td> </tr> <tr> <td>Disagree</td> <td>0</td> <td>0%</td> </tr> <tr> <td>Strongly Disagree</td> <td>0</td> <td>0%</td> </tr> </tbody> </table>	Choice	Number	Percentage	Strongly Agree	11	91.67%	Agree	1	8.33%	Uncertain	0	0%	Disagree	0	0%	Strongly Disagree	0	0%	 <p>● Stron... ● Agree</p>
Choice	Number	Percentage																			
Strongly Agree	11	91.67%																			
Agree	1	8.33%																			
Uncertain	0	0%																			
Disagree	0	0%																			
Strongly Disagree	0	0%																			
18	Feedback on assessment was timely	<table border="1"> <thead> <tr> <th>Choice</th> <th>Number</th> <th>Percentage</th> </tr> </thead> <tbody> <tr> <td>Strongly Agree</td> <td>8</td> <td>66.67%</td> </tr> <tr> <td>Agree</td> <td>4</td> <td>33.33%</td> </tr> <tr> <td>Uncertain</td> <td>0</td> <td>0%</td> </tr> <tr> <td>Disagree</td> <td>0</td> <td>0%</td> </tr> <tr> <td>Strongly Disagree</td> <td>0</td> <td>0%</td> </tr> </tbody> </table>	Choice	Number	Percentage	Strongly Agree	8	66.67%	Agree	4	33.33%	Uncertain	0	0%	Disagree	0	0%	Strongly Disagree	0	0%	 <p>● Stron... ● Agree</p>
Choice	Number	Percentage																			
Strongly Agree	8	66.67%																			
Agree	4	33.33%																			
Uncertain	0	0%																			
Disagree	0	0%																			
Strongly Disagree	0	0%																			
19	Feedback on assessment was helpful	<table border="1"> <thead> <tr> <th>Choice</th> <th>Number</th> <th>Percentage</th> </tr> </thead> <tbody> <tr> <td>Strongly Agree</td> <td>10</td> <td>83.33%</td> </tr> <tr> <td>Agree</td> <td>2</td> <td>16.67%</td> </tr> <tr> <td>Uncertain</td> <td>0</td> <td>0%</td> </tr> <tr> <td>Disagree</td> <td>0</td> <td>0%</td> </tr> <tr> <td>Strongly Disagree</td> <td>0</td> <td>0%</td> </tr> </tbody> </table>	Choice	Number	Percentage	Strongly Agree	10	83.33%	Agree	2	16.67%	Uncertain	0	0%	Disagree	0	0%	Strongly Disagree	0	0%	 <p>● Stron... ● Agree</p>
Choice	Number	Percentage																			
Strongly Agree	10	83.33%																			
Agree	2	16.67%																			
Uncertain	0	0%																			
Disagree	0	0%																			
Strongly Disagree	0	0%																			

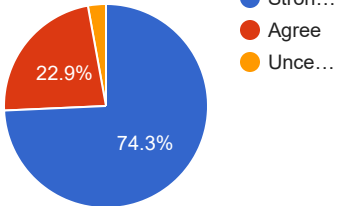
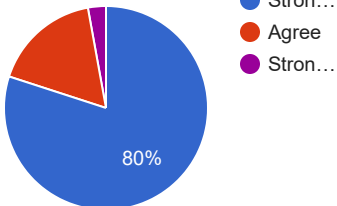
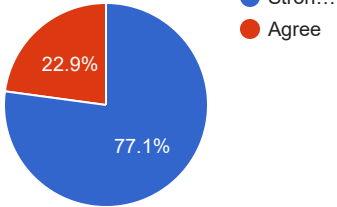
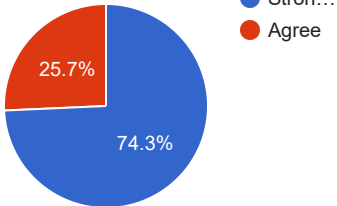
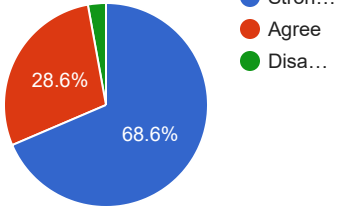
20	I understood the lectures	<table border="1"> <thead> <tr> <th>Choice</th> <th>Number</th> <th>Percentage</th> </tr> </thead> <tbody> <tr> <td>Strongly Agree</td> <td>11</td> <td>91.67%</td> </tr> <tr> <td>Agree</td> <td>1</td> <td>8.33%</td> </tr> <tr> <td>Uncertain</td> <td>0</td> <td>0%</td> </tr> <tr> <td>Disagree</td> <td>0</td> <td>0%</td> </tr> <tr> <td>Strongly Disagree</td> <td>0</td> <td>0%</td> </tr> </tbody> </table>	Choice	Number	Percentage	Strongly Agree	11	91.67%	Agree	1	8.33%	Uncertain	0	0%	Disagree	0	0%	Strongly Disagree	0	0%	 <p>91.7%</p> <ul style="list-style-type: none"> ● Stron... ● Agree
Choice	Number	Percentage																			
Strongly Agree	11	91.67%																			
Agree	1	8.33%																			
Uncertain	0	0%																			
Disagree	0	0%																			
Strongly Disagree	0	0%																			
21	The material was well organized and presented	<table border="1"> <thead> <tr> <th>Choice</th> <th>Number</th> <th>Percentage</th> </tr> </thead> <tbody> <tr> <td>Strongly Agree</td> <td>10</td> <td>83.33%</td> </tr> <tr> <td>Agree</td> <td>2</td> <td>16.67%</td> </tr> <tr> <td>Uncertain</td> <td>0</td> <td>0%</td> </tr> <tr> <td>Disagree</td> <td>0</td> <td>0%</td> </tr> <tr> <td>Strongly Disagree</td> <td>0</td> <td>0%</td> </tr> </tbody> </table>	Choice	Number	Percentage	Strongly Agree	10	83.33%	Agree	2	16.67%	Uncertain	0	0%	Disagree	0	0%	Strongly Disagree	0	0%	 <p>83.3%</p> <ul style="list-style-type: none"> ● Stron... ● Agree
Choice	Number	Percentage																			
Strongly Agree	10	83.33%																			
Agree	2	16.67%																			
Uncertain	0	0%																			
Disagree	0	0%																			
Strongly Disagree	0	0%																			
22	The instructor was responsive to student needs and problems	<table border="1"> <thead> <tr> <th>Choice</th> <th>Number</th> <th>Percentage</th> </tr> </thead> <tbody> <tr> <td>Strongly Agree</td> <td>11</td> <td>91.67%</td> </tr> <tr> <td>Agree</td> <td>1</td> <td>8.33%</td> </tr> <tr> <td>Uncertain</td> <td>0</td> <td>0%</td> </tr> <tr> <td>Disagree</td> <td>0</td> <td>0%</td> </tr> <tr> <td>Strongly Disagree</td> <td>0</td> <td>0%</td> </tr> </tbody> </table>	Choice	Number	Percentage	Strongly Agree	11	91.67%	Agree	1	8.33%	Uncertain	0	0%	Disagree	0	0%	Strongly Disagree	0	0%	 <p>91.7%</p> <ul style="list-style-type: none"> ● Stron... ● Agree
Choice	Number	Percentage																			
Strongly Agree	11	91.67%																			
Agree	1	8.33%																			
Uncertain	0	0%																			
Disagree	0	0%																			
Strongly Disagree	0	0%																			
23	Had the instructor been regular throughout the course	<table border="1"> <thead> <tr> <th>Choice</th> <th>Number</th> <th>Percentage</th> </tr> </thead> <tbody> <tr> <td>Strongly Agree</td> <td>10</td> <td>83.33%</td> </tr> <tr> <td>Agree</td> <td>2</td> <td>16.67%</td> </tr> <tr> <td>Uncertain</td> <td>0</td> <td>0%</td> </tr> <tr> <td>Disagree</td> <td>0</td> <td>0%</td> </tr> <tr> <td>Strongly Disagree</td> <td>0</td> <td>0%</td> </tr> </tbody> </table>	Choice	Number	Percentage	Strongly Agree	10	83.33%	Agree	2	16.67%	Uncertain	0	0%	Disagree	0	0%	Strongly Disagree	0	0%	 <p>83.3%</p> <ul style="list-style-type: none"> ● Stron... ● Agree
Choice	Number	Percentage																			
Strongly Agree	10	83.33%																			
Agree	2	16.67%																			
Uncertain	0	0%																			
Disagree	0	0%																			
Strongly Disagree	0	0%																			
24	The material in the tutorials was useful	<table border="1"> <thead> <tr> <th>Choice</th> <th>Number</th> <th>Percentage</th> </tr> </thead> <tbody> <tr> <td>Strongly Agree</td> <td>10</td> <td>83.33%</td> </tr> <tr> <td>Agree</td> <td>2</td> <td>16.67%</td> </tr> <tr> <td>Uncertain</td> <td>0</td> <td>0%</td> </tr> <tr> <td>Disagree</td> <td>0</td> <td>0%</td> </tr> <tr> <td>Strongly Disagree</td> <td>0</td> <td>0%</td> </tr> </tbody> </table>	Choice	Number	Percentage	Strongly Agree	10	83.33%	Agree	2	16.67%	Uncertain	0	0%	Disagree	0	0%	Strongly Disagree	0	0%	 <p>83.3%</p> <ul style="list-style-type: none"> ● Stron... ● Agree
Choice	Number	Percentage																			
Strongly Agree	10	83.33%																			
Agree	2	16.67%																			
Uncertain	0	0%																			
Disagree	0	0%																			
Strongly Disagree	0	0%																			

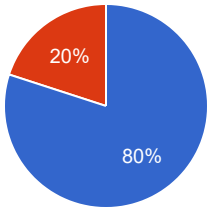
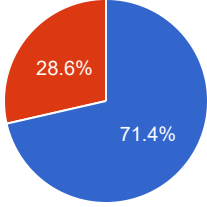
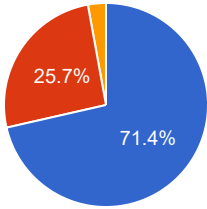
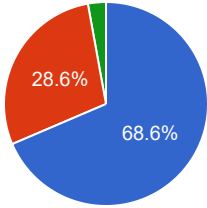
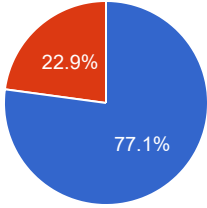
25	I was happy with the amount of work needed for tutorials	<table border="1"> <thead> <tr> <th>Choice</th> <th>Number</th> <th>Percentage</th> </tr> </thead> <tbody> <tr> <td>Strongly Agree</td> <td>9</td> <td>75%</td> </tr> <tr> <td>Agree</td> <td>3</td> <td>25%</td> </tr> <tr> <td>Uncertain</td> <td>0</td> <td>0%</td> </tr> <tr> <td>Disagree</td> <td>0</td> <td>0%</td> </tr> <tr> <td>Strongly Disagree</td> <td>0</td> <td>0%</td> </tr> </tbody> </table>	Choice	Number	Percentage	Strongly Agree	9	75%	Agree	3	25%	Uncertain	0	0%	Disagree	0	0%	Strongly Disagree	0	0%	 <p>● Stron... ● Agree</p>
Choice	Number	Percentage																			
Strongly Agree	9	75%																			
Agree	3	25%																			
Uncertain	0	0%																			
Disagree	0	0%																			
Strongly Disagree	0	0%																			
26	The tutor dealt effectively with my problems	<table border="1"> <thead> <tr> <th>Choice</th> <th>Number</th> <th>Percentage</th> </tr> </thead> <tbody> <tr> <td>Strongly Agree</td> <td>10</td> <td>83.33%</td> </tr> <tr> <td>Agree</td> <td>2</td> <td>16.67%</td> </tr> <tr> <td>Uncertain</td> <td>0</td> <td>0%</td> </tr> <tr> <td>Disagree</td> <td>0</td> <td>0%</td> </tr> <tr> <td>Strongly Disagree</td> <td>0</td> <td>0%</td> </tr> </tbody> </table>	Choice	Number	Percentage	Strongly Agree	10	83.33%	Agree	2	16.67%	Uncertain	0	0%	Disagree	0	0%	Strongly Disagree	0	0%	 <p>● Stron... ● Agree</p>
Choice	Number	Percentage																			
Strongly Agree	10	83.33%																			
Agree	2	16.67%																			
Uncertain	0	0%																			
Disagree	0	0%																			
Strongly Disagree	0	0%																			
27	The material in the practicals was useful	<table border="1"> <thead> <tr> <th>Choice</th> <th>Number</th> <th>Percentage</th> </tr> </thead> <tbody> <tr> <td>Strongly Agree</td> <td>11</td> <td>91.67%</td> </tr> <tr> <td>Agree</td> <td>1</td> <td>8.33%</td> </tr> <tr> <td>Uncertain</td> <td>0</td> <td>0%</td> </tr> <tr> <td>Disagree</td> <td>0</td> <td>0%</td> </tr> <tr> <td>Strongly Disagree</td> <td>0</td> <td>0%</td> </tr> </tbody> </table>	Choice	Number	Percentage	Strongly Agree	11	91.67%	Agree	1	8.33%	Uncertain	0	0%	Disagree	0	0%	Strongly Disagree	0	0%	 <p>● Stron... ● Agree</p>
Choice	Number	Percentage																			
Strongly Agree	11	91.67%																			
Agree	1	8.33%																			
Uncertain	0	0%																			
Disagree	0	0%																			
Strongly Disagree	0	0%																			
28	The demonstrators dealt effectively with my problems	<table border="1"> <thead> <tr> <th>Choice</th> <th>Number</th> <th>Percentage</th> </tr> </thead> <tbody> <tr> <td>Strongly Agree</td> <td>11</td> <td>91.67%</td> </tr> <tr> <td>Agree</td> <td>1</td> <td>8.33%</td> </tr> <tr> <td>Uncertain</td> <td>0</td> <td>0%</td> </tr> <tr> <td>Disagree</td> <td>0</td> <td>0%</td> </tr> <tr> <td>Strongly Disagree</td> <td>0</td> <td>0%</td> </tr> </tbody> </table>	Choice	Number	Percentage	Strongly Agree	11	91.67%	Agree	1	8.33%	Uncertain	0	0%	Disagree	0	0%	Strongly Disagree	0	0%	 <p>● Stron... ● Agree</p>
Choice	Number	Percentage																			
Strongly Agree	11	91.67%																			
Agree	1	8.33%																			
Uncertain	0	0%																			
Disagree	0	0%																			
Strongly Disagree	0	0%																			
29	The best features of the Course were	<p>g excellent to learned</p> <p>Clared all course good best yes vv everything was fine about this. GOOD yes</p>																			

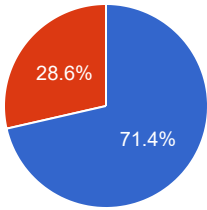
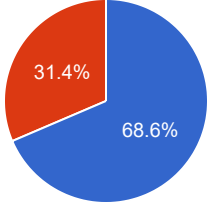
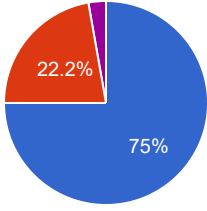
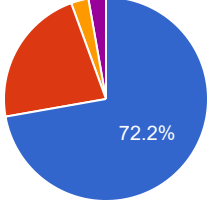
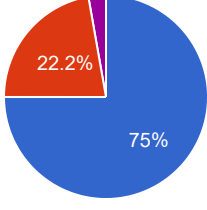
30	The Course could have been improved by	<p>g well ideas and nice teaching and friendly environment the teacher</p> <p>Inam ullah yes the course are improved yes df everything was fine about this. GOOD assinments and quizez</p>
31	<p>The University does not tolerate discrimination on any irrelevant distinction (e.g. race, age, gender) and is committed to work with diversity in a wholly positive way. Please indicate below anything in relation to this Course which may run counter to this objective</p>	<p>g ok Agree gender no comments about this yes g everything was fine about this. GOOD yes</p>

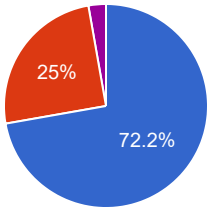
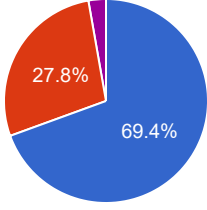
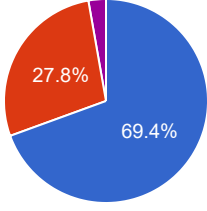
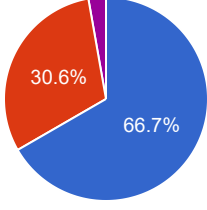
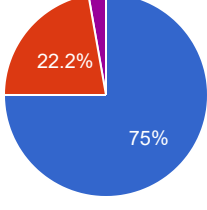
Course Evaluation - Program: 0278

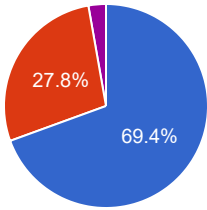
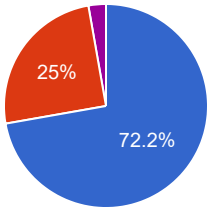
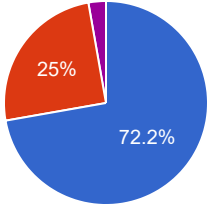
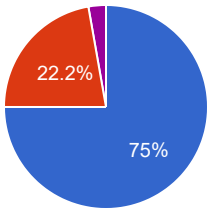
Teacher Name: MUHAMMAD IMAD		Course ID: CT-101(2) Course Title: Material & Methods of Construction		Session: 2018 Fall																			
Shift: Weekend -- Section: A		Total Strength: 107		Attempted: 37																			
S.No	Question	Opinions			Chart																		
1	The course objectives were clear	<table border="1"> <thead> <tr> <th>Choice</th> <th>Number</th> <th>Percentage</th> </tr> </thead> <tbody> <tr> <td>Strongly Agree</td> <td>30</td> <td>81.08%</td> </tr> <tr> <td>Agree</td> <td>5</td> <td>13.51%</td> </tr> <tr> <td>Uncertain</td> <td>0</td> <td>0%</td> </tr> <tr> <td>Disagree</td> <td>0</td> <td>0%</td> </tr> <tr> <td>Strongly Disagree</td> <td>0</td> <td>0%</td> </tr> </tbody> </table>	Choice	Number	Percentage	Strongly Agree	30	81.08%	Agree	5	13.51%	Uncertain	0	0%	Disagree	0	0%	Strongly Disagree	0	0%	<p>85.7%</p>		
Choice	Number	Percentage																					
Strongly Agree	30	81.08%																					
Agree	5	13.51%																					
Uncertain	0	0%																					
Disagree	0	0%																					
Strongly Disagree	0	0%																					
2	The Course workload was manageable	<table border="1"> <thead> <tr> <th>Choice</th> <th>Number</th> <th>Percentage</th> </tr> </thead> <tbody> <tr> <td>Strongly Agree</td> <td>28</td> <td>75.68%</td> </tr> <tr> <td>Agree</td> <td>7</td> <td>18.92%</td> </tr> <tr> <td>Uncertain</td> <td>0</td> <td>0%</td> </tr> <tr> <td>Disagree</td> <td>0</td> <td>0%</td> </tr> <tr> <td>Strongly Disagree</td> <td>0</td> <td>0%</td> </tr> </tbody> </table>	Choice	Number	Percentage	Strongly Agree	28	75.68%	Agree	7	18.92%	Uncertain	0	0%	Disagree	0	0%	Strongly Disagree	0	0%	<p>80%</p>		
Choice	Number	Percentage																					
Strongly Agree	28	75.68%																					
Agree	7	18.92%																					
Uncertain	0	0%																					
Disagree	0	0%																					
Strongly Disagree	0	0%																					
3	The Course was well organized (e.g. timely access to materials, notification of changes, etc.)	<table border="1"> <thead> <tr> <th>Choice</th> <th>Number</th> <th>Percentage</th> </tr> </thead> <tbody> <tr> <td>Strongly Agree</td> <td>26</td> <td>70.27%</td> </tr> <tr> <td>Agree</td> <td>8</td> <td>21.62%</td> </tr> <tr> <td>Uncertain</td> <td>1</td> <td>2.7%</td> </tr> <tr> <td>Disagree</td> <td>0</td> <td>0%</td> </tr> <tr> <td>Strongly Disagree</td> <td>0</td> <td>0%</td> </tr> </tbody> </table>	Choice	Number	Percentage	Strongly Agree	26	70.27%	Agree	8	21.62%	Uncertain	1	2.7%	Disagree	0	0%	Strongly Disagree	0	0%	<p>74.3%</p>		
Choice	Number	Percentage																					
Strongly Agree	26	70.27%																					
Agree	8	21.62%																					
Uncertain	1	2.7%																					
Disagree	0	0%																					
Strongly Disagree	0	0%																					
4	I participated actively in the Course	<table border="1"> <thead> <tr> <th>Choice</th> <th>Number</th> <th>Percentage</th> </tr> </thead> <tbody> <tr> <td>Strongly Agree</td> <td>29</td> <td>78.38%</td> </tr> <tr> <td>Agree</td> <td>6</td> <td>16.22%</td> </tr> <tr> <td>Uncertain</td> <td>0</td> <td>0%</td> </tr> <tr> <td>Disagree</td> <td>0</td> <td>0%</td> </tr> <tr> <td>Strongly Disagree</td> <td>0</td> <td>0%</td> </tr> </tbody> </table>	Choice	Number	Percentage	Strongly Agree	29	78.38%	Agree	6	16.22%	Uncertain	0	0%	Disagree	0	0%	Strongly Disagree	0	0%	<p>82.9%</p>		
Choice	Number	Percentage																					
Strongly Agree	29	78.38%																					
Agree	6	16.22%																					
Uncertain	0	0%																					
Disagree	0	0%																					
Strongly Disagree	0	0%																					

5	I think I have made progress in this Course	<table border="1"> <thead> <tr> <th>Choice</th> <th>Number</th> <th>Percentage</th> </tr> </thead> <tbody> <tr> <td>Strongly Agree</td> <td>26</td> <td>70.27%</td> </tr> <tr> <td>Agree</td> <td>8</td> <td>21.62%</td> </tr> <tr> <td>Uncertain</td> <td>1</td> <td>2.7%</td> </tr> <tr> <td>Disagree</td> <td>0</td> <td>0%</td> </tr> <tr> <td>Strongly Disagree</td> <td>0</td> <td>0%</td> </tr> </tbody> </table>	Choice	Number	Percentage	Strongly Agree	26	70.27%	Agree	8	21.62%	Uncertain	1	2.7%	Disagree	0	0%	Strongly Disagree	0	0%	
Choice	Number	Percentage																			
Strongly Agree	26	70.27%																			
Agree	8	21.62%																			
Uncertain	1	2.7%																			
Disagree	0	0%																			
Strongly Disagree	0	0%																			
6	I think the Course was well structured to achieve the learning outcomes (there was a good balance of lectures, tutorials, practical etc.)	<table border="1"> <thead> <tr> <th>Choice</th> <th>Number</th> <th>Percentage</th> </tr> </thead> <tbody> <tr> <td>Strongly Agree</td> <td>28</td> <td>75.68%</td> </tr> <tr> <td>Agree</td> <td>6</td> <td>16.22%</td> </tr> <tr> <td>Uncertain</td> <td>0</td> <td>0%</td> </tr> <tr> <td>Disagree</td> <td>0</td> <td>0%</td> </tr> <tr> <td>Strongly Disagree</td> <td>1</td> <td>2.7%</td> </tr> </tbody> </table>	Choice	Number	Percentage	Strongly Agree	28	75.68%	Agree	6	16.22%	Uncertain	0	0%	Disagree	0	0%	Strongly Disagree	1	2.7%	
Choice	Number	Percentage																			
Strongly Agree	28	75.68%																			
Agree	6	16.22%																			
Uncertain	0	0%																			
Disagree	0	0%																			
Strongly Disagree	1	2.7%																			
7	The learning and teaching methods encouraged participation	<table border="1"> <thead> <tr> <th>Choice</th> <th>Number</th> <th>Percentage</th> </tr> </thead> <tbody> <tr> <td>Strongly Agree</td> <td>27</td> <td>72.97%</td> </tr> <tr> <td>Agree</td> <td>8</td> <td>21.62%</td> </tr> <tr> <td>Uncertain</td> <td>0</td> <td>0%</td> </tr> <tr> <td>Disagree</td> <td>0</td> <td>0%</td> </tr> <tr> <td>Strongly Disagree</td> <td>0</td> <td>0%</td> </tr> </tbody> </table>	Choice	Number	Percentage	Strongly Agree	27	72.97%	Agree	8	21.62%	Uncertain	0	0%	Disagree	0	0%	Strongly Disagree	0	0%	
Choice	Number	Percentage																			
Strongly Agree	27	72.97%																			
Agree	8	21.62%																			
Uncertain	0	0%																			
Disagree	0	0%																			
Strongly Disagree	0	0%																			
8	The overall environment in the class was conducive to learning	<table border="1"> <thead> <tr> <th>Choice</th> <th>Number</th> <th>Percentage</th> </tr> </thead> <tbody> <tr> <td>Strongly Agree</td> <td>26</td> <td>70.27%</td> </tr> <tr> <td>Agree</td> <td>9</td> <td>24.32%</td> </tr> <tr> <td>Uncertain</td> <td>0</td> <td>0%</td> </tr> <tr> <td>Disagree</td> <td>0</td> <td>0%</td> </tr> <tr> <td>Strongly Disagree</td> <td>0</td> <td>0%</td> </tr> </tbody> </table>	Choice	Number	Percentage	Strongly Agree	26	70.27%	Agree	9	24.32%	Uncertain	0	0%	Disagree	0	0%	Strongly Disagree	0	0%	
Choice	Number	Percentage																			
Strongly Agree	26	70.27%																			
Agree	9	24.32%																			
Uncertain	0	0%																			
Disagree	0	0%																			
Strongly Disagree	0	0%																			
9	Classrooms were satisfactory	<table border="1"> <thead> <tr> <th>Choice</th> <th>Number</th> <th>Percentage</th> </tr> </thead> <tbody> <tr> <td>Strongly Agree</td> <td>24</td> <td>64.86%</td> </tr> <tr> <td>Agree</td> <td>10</td> <td>27.03%</td> </tr> <tr> <td>Uncertain</td> <td>0</td> <td>0%</td> </tr> <tr> <td>Disagree</td> <td>1</td> <td>2.7%</td> </tr> <tr> <td>Strongly Disagree</td> <td>0</td> <td>0%</td> </tr> </tbody> </table>	Choice	Number	Percentage	Strongly Agree	24	64.86%	Agree	10	27.03%	Uncertain	0	0%	Disagree	1	2.7%	Strongly Disagree	0	0%	
Choice	Number	Percentage																			
Strongly Agree	24	64.86%																			
Agree	10	27.03%																			
Uncertain	0	0%																			
Disagree	1	2.7%																			
Strongly Disagree	0	0%																			

10	Learning materials (Lesson Plans, Course Notes etc.) were relevant and useful	<table border="1"> <thead> <tr> <th>Choice</th> <th>Number</th> <th>Percentage</th> </tr> </thead> <tbody> <tr> <td>Strongly Agree</td> <td>28</td> <td>75.68%</td> </tr> <tr> <td>Agree</td> <td>7</td> <td>18.92%</td> </tr> <tr> <td>Uncertain</td> <td>0</td> <td>0%</td> </tr> <tr> <td>Disagree</td> <td>0</td> <td>0%</td> </tr> <tr> <td>Strongly Disagree</td> <td>0</td> <td>0%</td> </tr> </tbody> </table>	Choice	Number	Percentage	Strongly Agree	28	75.68%	Agree	7	18.92%	Uncertain	0	0%	Disagree	0	0%	Strongly Disagree	0	0%	 <p>80% 20%</p> <p>● Stron... ● Agree</p>
Choice	Number	Percentage																			
Strongly Agree	28	75.68%																			
Agree	7	18.92%																			
Uncertain	0	0%																			
Disagree	0	0%																			
Strongly Disagree	0	0%																			
11	Recommended reading Books etc. were relevant and appropriate	<table border="1"> <thead> <tr> <th>Choice</th> <th>Number</th> <th>Percentage</th> </tr> </thead> <tbody> <tr> <td>Strongly Agree</td> <td>25</td> <td>67.57%</td> </tr> <tr> <td>Agree</td> <td>10</td> <td>27.03%</td> </tr> <tr> <td>Uncertain</td> <td>0</td> <td>0%</td> </tr> <tr> <td>Disagree</td> <td>0</td> <td>0%</td> </tr> <tr> <td>Strongly Disagree</td> <td>0</td> <td>0%</td> </tr> </tbody> </table>	Choice	Number	Percentage	Strongly Agree	25	67.57%	Agree	10	27.03%	Uncertain	0	0%	Disagree	0	0%	Strongly Disagree	0	0%	 <p>71.4% 28.6%</p> <p>● Stron... ● Agree</p>
Choice	Number	Percentage																			
Strongly Agree	25	67.57%																			
Agree	10	27.03%																			
Uncertain	0	0%																			
Disagree	0	0%																			
Strongly Disagree	0	0%																			
12	The provision of learning resources in the library was adequate and appropriate	<table border="1"> <thead> <tr> <th>Choice</th> <th>Number</th> <th>Percentage</th> </tr> </thead> <tbody> <tr> <td>Strongly Agree</td> <td>25</td> <td>67.57%</td> </tr> <tr> <td>Agree</td> <td>9</td> <td>24.32%</td> </tr> <tr> <td>Uncertain</td> <td>1</td> <td>2.7%</td> </tr> <tr> <td>Disagree</td> <td>0</td> <td>0%</td> </tr> <tr> <td>Strongly Disagree</td> <td>0</td> <td>0%</td> </tr> </tbody> </table>	Choice	Number	Percentage	Strongly Agree	25	67.57%	Agree	9	24.32%	Uncertain	1	2.7%	Disagree	0	0%	Strongly Disagree	0	0%	 <p>71.4% 25.7%</p> <p>● Stron... ● Agree ● Unce...</p>
Choice	Number	Percentage																			
Strongly Agree	25	67.57%																			
Agree	9	24.32%																			
Uncertain	1	2.7%																			
Disagree	0	0%																			
Strongly Disagree	0	0%																			
13	The provision of learning resources on the Web was adequate and appropriate (if relevant)	<table border="1"> <thead> <tr> <th>Choice</th> <th>Number</th> <th>Percentage</th> </tr> </thead> <tbody> <tr> <td>Strongly Agree</td> <td>24</td> <td>64.86%</td> </tr> <tr> <td>Agree</td> <td>10</td> <td>27.03%</td> </tr> <tr> <td>Uncertain</td> <td>0</td> <td>0%</td> </tr> <tr> <td>Disagree</td> <td>1</td> <td>2.7%</td> </tr> <tr> <td>Strongly Disagree</td> <td>0</td> <td>0%</td> </tr> </tbody> </table>	Choice	Number	Percentage	Strongly Agree	24	64.86%	Agree	10	27.03%	Uncertain	0	0%	Disagree	1	2.7%	Strongly Disagree	0	0%	 <p>68.6% 28.6%</p> <p>● Stron... ● Agree ● Disa...</p>
Choice	Number	Percentage																			
Strongly Agree	24	64.86%																			
Agree	10	27.03%																			
Uncertain	0	0%																			
Disagree	1	2.7%																			
Strongly Disagree	0	0%																			
14	The Course stimulated my interest and thought on the subject area	<table border="1"> <thead> <tr> <th>Choice</th> <th>Number</th> <th>Percentage</th> </tr> </thead> <tbody> <tr> <td>Strongly Agree</td> <td>27</td> <td>72.97%</td> </tr> <tr> <td>Agree</td> <td>8</td> <td>21.62%</td> </tr> <tr> <td>Uncertain</td> <td>0</td> <td>0%</td> </tr> <tr> <td>Disagree</td> <td>0</td> <td>0%</td> </tr> <tr> <td>Strongly Disagree</td> <td>0</td> <td>0%</td> </tr> </tbody> </table>	Choice	Number	Percentage	Strongly Agree	27	72.97%	Agree	8	21.62%	Uncertain	0	0%	Disagree	0	0%	Strongly Disagree	0	0%	 <p>77.1% 22.9%</p> <p>● Stron... ● Agree</p>
Choice	Number	Percentage																			
Strongly Agree	27	72.97%																			
Agree	8	21.62%																			
Uncertain	0	0%																			
Disagree	0	0%																			
Strongly Disagree	0	0%																			

15	The pace of the Course was appropriate	<table border="1"> <thead> <tr> <th>Choice</th> <th>Number</th> <th>Percentage</th> </tr> </thead> <tbody> <tr> <td>Strongly Agree</td> <td>25</td> <td>67.57%</td> </tr> <tr> <td>Agree</td> <td>10</td> <td>27.03%</td> </tr> <tr> <td>Uncertain</td> <td>0</td> <td>0%</td> </tr> <tr> <td>Disagree</td> <td>0</td> <td>0%</td> </tr> <tr> <td>Strongly Disagree</td> <td>0</td> <td>0%</td> </tr> </tbody> </table>	Choice	Number	Percentage	Strongly Agree	25	67.57%	Agree	10	27.03%	Uncertain	0	0%	Disagree	0	0%	Strongly Disagree	0	0%	 <p> ● Stron... ● Agree </p>
Choice	Number	Percentage																			
Strongly Agree	25	67.57%																			
Agree	10	27.03%																			
Uncertain	0	0%																			
Disagree	0	0%																			
Strongly Disagree	0	0%																			
16	Ideas and concepts were presented clearly	<table border="1"> <thead> <tr> <th>Choice</th> <th>Number</th> <th>Percentage</th> </tr> </thead> <tbody> <tr> <td>Strongly Agree</td> <td>24</td> <td>64.86%</td> </tr> <tr> <td>Agree</td> <td>11</td> <td>29.73%</td> </tr> <tr> <td>Uncertain</td> <td>0</td> <td>0%</td> </tr> <tr> <td>Disagree</td> <td>0</td> <td>0%</td> </tr> <tr> <td>Strongly Disagree</td> <td>0</td> <td>0%</td> </tr> </tbody> </table>	Choice	Number	Percentage	Strongly Agree	24	64.86%	Agree	11	29.73%	Uncertain	0	0%	Disagree	0	0%	Strongly Disagree	0	0%	 <p> ● Stron... ● Agree </p>
Choice	Number	Percentage																			
Strongly Agree	24	64.86%																			
Agree	11	29.73%																			
Uncertain	0	0%																			
Disagree	0	0%																			
Strongly Disagree	0	0%																			
17	The method of assessment were reasonable	<table border="1"> <thead> <tr> <th>Choice</th> <th>Number</th> <th>Percentage</th> </tr> </thead> <tbody> <tr> <td>Strongly Agree</td> <td>27</td> <td>72.97%</td> </tr> <tr> <td>Agree</td> <td>8</td> <td>21.62%</td> </tr> <tr> <td>Uncertain</td> <td>0</td> <td>0%</td> </tr> <tr> <td>Disagree</td> <td>0</td> <td>0%</td> </tr> <tr> <td>Strongly Disagree</td> <td>1</td> <td>2.7%</td> </tr> </tbody> </table>	Choice	Number	Percentage	Strongly Agree	27	72.97%	Agree	8	21.62%	Uncertain	0	0%	Disagree	0	0%	Strongly Disagree	1	2.7%	 <p> ● Stron... ● Agree ● Stron... </p>
Choice	Number	Percentage																			
Strongly Agree	27	72.97%																			
Agree	8	21.62%																			
Uncertain	0	0%																			
Disagree	0	0%																			
Strongly Disagree	1	2.7%																			
18	Feedback on assessment was timely	<table border="1"> <thead> <tr> <th>Choice</th> <th>Number</th> <th>Percentage</th> </tr> </thead> <tbody> <tr> <td>Strongly Agree</td> <td>26</td> <td>70.27%</td> </tr> <tr> <td>Agree</td> <td>8</td> <td>21.62%</td> </tr> <tr> <td>Uncertain</td> <td>1</td> <td>2.7%</td> </tr> <tr> <td>Disagree</td> <td>0</td> <td>0%</td> </tr> <tr> <td>Strongly Disagree</td> <td>1</td> <td>2.7%</td> </tr> </tbody> </table>	Choice	Number	Percentage	Strongly Agree	26	70.27%	Agree	8	21.62%	Uncertain	1	2.7%	Disagree	0	0%	Strongly Disagree	1	2.7%	 <p> ● Stron... ● Agree ● Unce... ● Stron... </p>
Choice	Number	Percentage																			
Strongly Agree	26	70.27%																			
Agree	8	21.62%																			
Uncertain	1	2.7%																			
Disagree	0	0%																			
Strongly Disagree	1	2.7%																			
19	Feedback on assessment was helpful	<table border="1"> <thead> <tr> <th>Choice</th> <th>Number</th> <th>Percentage</th> </tr> </thead> <tbody> <tr> <td>Strongly Agree</td> <td>27</td> <td>72.97%</td> </tr> <tr> <td>Agree</td> <td>8</td> <td>21.62%</td> </tr> <tr> <td>Uncertain</td> <td>0</td> <td>0%</td> </tr> <tr> <td>Disagree</td> <td>0</td> <td>0%</td> </tr> <tr> <td>Strongly Disagree</td> <td>1</td> <td>2.7%</td> </tr> </tbody> </table>	Choice	Number	Percentage	Strongly Agree	27	72.97%	Agree	8	21.62%	Uncertain	0	0%	Disagree	0	0%	Strongly Disagree	1	2.7%	 <p> ● Stron... ● Agree ● Stron... </p>
Choice	Number	Percentage																			
Strongly Agree	27	72.97%																			
Agree	8	21.62%																			
Uncertain	0	0%																			
Disagree	0	0%																			
Strongly Disagree	1	2.7%																			

20	I understood the lectures	<table border="1"> <thead> <tr> <th>Choice</th> <th>Number</th> <th>Percentage</th> </tr> </thead> <tbody> <tr> <td>Strongly Agree</td> <td>26</td> <td>70.27%</td> </tr> <tr> <td>Agree</td> <td>9</td> <td>24.32%</td> </tr> <tr> <td>Uncertain</td> <td>0</td> <td>0%</td> </tr> <tr> <td>Disagree</td> <td>0</td> <td>0%</td> </tr> <tr> <td>Strongly Disagree</td> <td>1</td> <td>2.7%</td> </tr> </tbody> </table>	Choice	Number	Percentage	Strongly Agree	26	70.27%	Agree	9	24.32%	Uncertain	0	0%	Disagree	0	0%	Strongly Disagree	1	2.7%	 <ul style="list-style-type: none"> ● Stron... ● Agree ● Stron...
Choice	Number	Percentage																			
Strongly Agree	26	70.27%																			
Agree	9	24.32%																			
Uncertain	0	0%																			
Disagree	0	0%																			
Strongly Disagree	1	2.7%																			
21	The material was well organized and presented	<table border="1"> <thead> <tr> <th>Choice</th> <th>Number</th> <th>Percentage</th> </tr> </thead> <tbody> <tr> <td>Strongly Agree</td> <td>25</td> <td>67.57%</td> </tr> <tr> <td>Agree</td> <td>10</td> <td>27.03%</td> </tr> <tr> <td>Uncertain</td> <td>0</td> <td>0%</td> </tr> <tr> <td>Disagree</td> <td>0</td> <td>0%</td> </tr> <tr> <td>Strongly Disagree</td> <td>1</td> <td>2.7%</td> </tr> </tbody> </table>	Choice	Number	Percentage	Strongly Agree	25	67.57%	Agree	10	27.03%	Uncertain	0	0%	Disagree	0	0%	Strongly Disagree	1	2.7%	 <ul style="list-style-type: none"> ● Stron... ● Agree ● Stron...
Choice	Number	Percentage																			
Strongly Agree	25	67.57%																			
Agree	10	27.03%																			
Uncertain	0	0%																			
Disagree	0	0%																			
Strongly Disagree	1	2.7%																			
22	The instructor was responsive to student needs and problems	<table border="1"> <thead> <tr> <th>Choice</th> <th>Number</th> <th>Percentage</th> </tr> </thead> <tbody> <tr> <td>Strongly Agree</td> <td>25</td> <td>67.57%</td> </tr> <tr> <td>Agree</td> <td>10</td> <td>27.03%</td> </tr> <tr> <td>Uncertain</td> <td>0</td> <td>0%</td> </tr> <tr> <td>Disagree</td> <td>0</td> <td>0%</td> </tr> <tr> <td>Strongly Disagree</td> <td>1</td> <td>2.7%</td> </tr> </tbody> </table>	Choice	Number	Percentage	Strongly Agree	25	67.57%	Agree	10	27.03%	Uncertain	0	0%	Disagree	0	0%	Strongly Disagree	1	2.7%	 <ul style="list-style-type: none"> ● Stron... ● Agree ● Stron...
Choice	Number	Percentage																			
Strongly Agree	25	67.57%																			
Agree	10	27.03%																			
Uncertain	0	0%																			
Disagree	0	0%																			
Strongly Disagree	1	2.7%																			
23	Had the instructor been regular throughout the course	<table border="1"> <thead> <tr> <th>Choice</th> <th>Number</th> <th>Percentage</th> </tr> </thead> <tbody> <tr> <td>Strongly Agree</td> <td>24</td> <td>64.86%</td> </tr> <tr> <td>Agree</td> <td>11</td> <td>29.73%</td> </tr> <tr> <td>Uncertain</td> <td>0</td> <td>0%</td> </tr> <tr> <td>Disagree</td> <td>0</td> <td>0%</td> </tr> <tr> <td>Strongly Disagree</td> <td>1</td> <td>2.7%</td> </tr> </tbody> </table>	Choice	Number	Percentage	Strongly Agree	24	64.86%	Agree	11	29.73%	Uncertain	0	0%	Disagree	0	0%	Strongly Disagree	1	2.7%	 <ul style="list-style-type: none"> ● Stron... ● Agree ● Stron...
Choice	Number	Percentage																			
Strongly Agree	24	64.86%																			
Agree	11	29.73%																			
Uncertain	0	0%																			
Disagree	0	0%																			
Strongly Disagree	1	2.7%																			
24	The material in the tutorials was useful	<table border="1"> <thead> <tr> <th>Choice</th> <th>Number</th> <th>Percentage</th> </tr> </thead> <tbody> <tr> <td>Strongly Agree</td> <td>27</td> <td>72.97%</td> </tr> <tr> <td>Agree</td> <td>8</td> <td>21.62%</td> </tr> <tr> <td>Uncertain</td> <td>0</td> <td>0%</td> </tr> <tr> <td>Disagree</td> <td>0</td> <td>0%</td> </tr> <tr> <td>Strongly Disagree</td> <td>1</td> <td>2.7%</td> </tr> </tbody> </table>	Choice	Number	Percentage	Strongly Agree	27	72.97%	Agree	8	21.62%	Uncertain	0	0%	Disagree	0	0%	Strongly Disagree	1	2.7%	 <ul style="list-style-type: none"> ● Stron... ● Agree ● Stron...
Choice	Number	Percentage																			
Strongly Agree	27	72.97%																			
Agree	8	21.62%																			
Uncertain	0	0%																			
Disagree	0	0%																			
Strongly Disagree	1	2.7%																			

25	I was happy with the amount of work needed for tutorials	<table border="1"> <thead> <tr> <th>Choice</th> <th>Number</th> <th>Percentage</th> </tr> </thead> <tbody> <tr> <td>Strongly Agree</td> <td>25</td> <td>67.57%</td> </tr> <tr> <td>Agree</td> <td>10</td> <td>27.03%</td> </tr> <tr> <td>Uncertain</td> <td>0</td> <td>0%</td> </tr> <tr> <td>Disagree</td> <td>0</td> <td>0%</td> </tr> <tr> <td>Strongly Disagree</td> <td>1</td> <td>2.7%</td> </tr> </tbody> </table>	Choice	Number	Percentage	Strongly Agree	25	67.57%	Agree	10	27.03%	Uncertain	0	0%	Disagree	0	0%	Strongly Disagree	1	2.7%	 <ul style="list-style-type: none"> ● Stron... ● Agree ● Stron...
Choice	Number	Percentage																			
Strongly Agree	25	67.57%																			
Agree	10	27.03%																			
Uncertain	0	0%																			
Disagree	0	0%																			
Strongly Disagree	1	2.7%																			
26	The tutor dealt effectively with my problems	<table border="1"> <thead> <tr> <th>Choice</th> <th>Number</th> <th>Percentage</th> </tr> </thead> <tbody> <tr> <td>Strongly Agree</td> <td>26</td> <td>70.27%</td> </tr> <tr> <td>Agree</td> <td>9</td> <td>24.32%</td> </tr> <tr> <td>Uncertain</td> <td>0</td> <td>0%</td> </tr> <tr> <td>Disagree</td> <td>0</td> <td>0%</td> </tr> <tr> <td>Strongly Disagree</td> <td>1</td> <td>2.7%</td> </tr> </tbody> </table>	Choice	Number	Percentage	Strongly Agree	26	70.27%	Agree	9	24.32%	Uncertain	0	0%	Disagree	0	0%	Strongly Disagree	1	2.7%	 <ul style="list-style-type: none"> ● Stron... ● Agree ● Stron...
Choice	Number	Percentage																			
Strongly Agree	26	70.27%																			
Agree	9	24.32%																			
Uncertain	0	0%																			
Disagree	0	0%																			
Strongly Disagree	1	2.7%																			
27	The material in the practicals was useful	<table border="1"> <thead> <tr> <th>Choice</th> <th>Number</th> <th>Percentage</th> </tr> </thead> <tbody> <tr> <td>Strongly Agree</td> <td>26</td> <td>70.27%</td> </tr> <tr> <td>Agree</td> <td>9</td> <td>24.32%</td> </tr> <tr> <td>Uncertain</td> <td>0</td> <td>0%</td> </tr> <tr> <td>Disagree</td> <td>0</td> <td>0%</td> </tr> <tr> <td>Strongly Disagree</td> <td>1</td> <td>2.7%</td> </tr> </tbody> </table>	Choice	Number	Percentage	Strongly Agree	26	70.27%	Agree	9	24.32%	Uncertain	0	0%	Disagree	0	0%	Strongly Disagree	1	2.7%	 <ul style="list-style-type: none"> ● Stron... ● Agree ● Stron...
Choice	Number	Percentage																			
Strongly Agree	26	70.27%																			
Agree	9	24.32%																			
Uncertain	0	0%																			
Disagree	0	0%																			
Strongly Disagree	1	2.7%																			
28	The demonstrators dealt effectively with my problems	<table border="1"> <thead> <tr> <th>Choice</th> <th>Number</th> <th>Percentage</th> </tr> </thead> <tbody> <tr> <td>Strongly Agree</td> <td>27</td> <td>72.97%</td> </tr> <tr> <td>Agree</td> <td>8</td> <td>21.62%</td> </tr> <tr> <td>Uncertain</td> <td>0</td> <td>0%</td> </tr> <tr> <td>Disagree</td> <td>0</td> <td>0%</td> </tr> <tr> <td>Strongly Disagree</td> <td>1</td> <td>2.7%</td> </tr> </tbody> </table>	Choice	Number	Percentage	Strongly Agree	27	72.97%	Agree	8	21.62%	Uncertain	0	0%	Disagree	0	0%	Strongly Disagree	1	2.7%	 <ul style="list-style-type: none"> ● Stron... ● Agree ● Stron...
Choice	Number	Percentage																			
Strongly Agree	27	72.97%																			
Agree	8	21.62%																			
Uncertain	0	0%																			
Disagree	0	0%																			
Strongly Disagree	1	2.7%																			

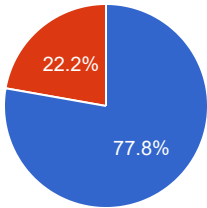

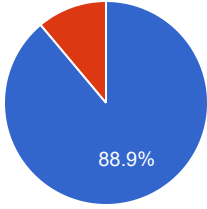
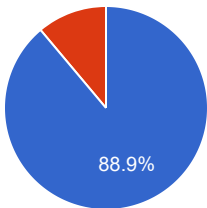
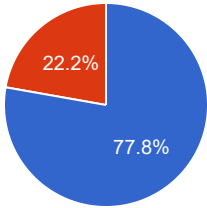
29	The best features of the Course were	Good Good Good good v;good exp good ok good good learning about the force in civil ENG Very Good good V GOOD Good V good goodddd good good good tension Excellent Excellent Complete good very excellenty Excellent Good good very good nice. Excellent Good good Good
----	--------------------------------------	--


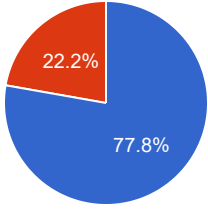
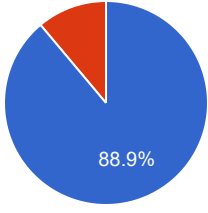


30	The Course could have been improved by	Good Good Good good very exceiiient more prictile work good ok sir imad good BY dong the practice Very Good good GOOD Good Sir goooddd Yes good ... prictice Excellent Excellent Yes good very excellent Excellent Good good very good nice. Excellent Good very improved
----	--	--

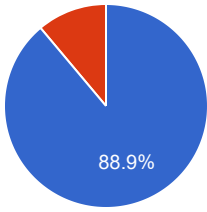
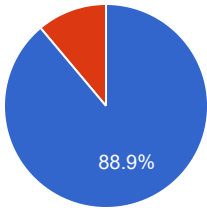

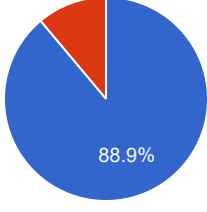
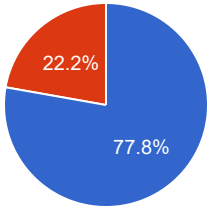
31	<p>The University does not tolerate discrimination on any irrelevant distinction (e.g. race, age, gender) and is committed to work with diversity in a wholly positive way. Please indicate below anything in relation to this Course which may run counter to this objective</p>	<p>Good Good good good ok learning good no thing Very Good V GOOD Good gooodd yes good nil Excellent Excellent ” good satisfactory Excellent good very good Excellent good No comment</p>
----	---	---




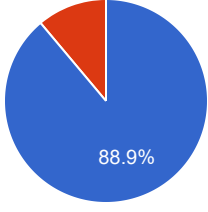
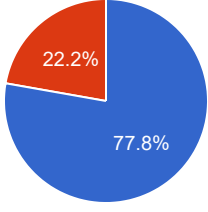
Course Evaluation - Program: 0278

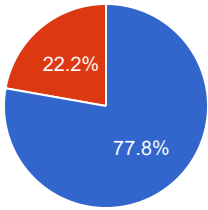

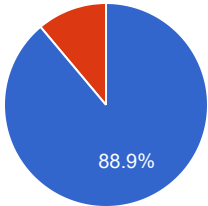
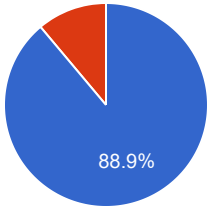
Teacher Name: MUHAMMAD IMAD		Course ID: CT-101(2) Course Title: Material & Methods of Construction			Session: 2018 Fall																		
Shift: Weekend -- Section: B		Total Strength: 107			Attempted: 9																		
S.No	Question	Opinions			Chart																		
1	The course objectives were clear	<table border="1"> <thead> <tr> <th>Choice</th> <th>Number</th> <th>Percentage</th> </tr> </thead> <tbody> <tr> <td>Strongly Agree</td> <td>9</td> <td>100%</td> </tr> <tr> <td>Agree</td> <td>0</td> <td>0%</td> </tr> <tr> <td>Uncertain</td> <td>0</td> <td>0%</td> </tr> <tr> <td>Disagree</td> <td>0</td> <td>0%</td> </tr> <tr> <td>Strongly Disagree</td> <td>0</td> <td>0%</td> </tr> </tbody> </table>	Choice	Number	Percentage	Strongly Agree	9	100%	Agree	0	0%	Uncertain	0	0%	Disagree	0	0%	Strongly Disagree	0	0%	<p>A pie chart with a single blue slice representing 100% of the responses. The legend indicates 'Stron...' for Strongly Agree.</p>		
Choice	Number	Percentage																					
Strongly Agree	9	100%																					
Agree	0	0%																					
Uncertain	0	0%																					
Disagree	0	0%																					
Strongly Disagree	0	0%																					
2	The Course workload was manageable	<table border="1"> <thead> <tr> <th>Choice</th> <th>Number</th> <th>Percentage</th> </tr> </thead> <tbody> <tr> <td>Strongly Agree</td> <td>8</td> <td>88.89%</td> </tr> <tr> <td>Agree</td> <td>1</td> <td>11.11%</td> </tr> <tr> <td>Uncertain</td> <td>0</td> <td>0%</td> </tr> <tr> <td>Disagree</td> <td>0</td> <td>0%</td> </tr> <tr> <td>Strongly Disagree</td> <td>0</td> <td>0%</td> </tr> </tbody> </table>	Choice	Number	Percentage	Strongly Agree	8	88.89%	Agree	1	11.11%	Uncertain	0	0%	Disagree	0	0%	Strongly Disagree	0	0%	<p>A pie chart with two slices: a large blue slice for 'Stron...' (Strongly Agree) at 88.9% and a smaller red slice for 'Agree' at 11.11%. The legend shows 'Stron...' and 'Agree'.</p>		
Choice	Number	Percentage																					
Strongly Agree	8	88.89%																					
Agree	1	11.11%																					
Uncertain	0	0%																					
Disagree	0	0%																					
Strongly Disagree	0	0%																					
3	The Course was well organized (e.g. timely access to materials, notification of changes, etc.)	<table border="1"> <thead> <tr> <th>Choice</th> <th>Number</th> <th>Percentage</th> </tr> </thead> <tbody> <tr> <td>Strongly Agree</td> <td>7</td> <td>77.78%</td> </tr> <tr> <td>Agree</td> <td>2</td> <td>22.22%</td> </tr> <tr> <td>Uncertain</td> <td>0</td> <td>0%</td> </tr> <tr> <td>Disagree</td> <td>0</td> <td>0%</td> </tr> <tr> <td>Strongly Disagree</td> <td>0</td> <td>0%</td> </tr> </tbody> </table>	Choice	Number	Percentage	Strongly Agree	7	77.78%	Agree	2	22.22%	Uncertain	0	0%	Disagree	0	0%	Strongly Disagree	0	0%	<p>A pie chart with two slices: a large blue slice for 'Stron...' (Strongly Agree) at 77.8% and a smaller red slice for 'Agree' at 22.2%. The legend shows 'Stron...' and 'Agree'.</p>		
Choice	Number	Percentage																					
Strongly Agree	7	77.78%																					
Agree	2	22.22%																					
Uncertain	0	0%																					
Disagree	0	0%																					
Strongly Disagree	0	0%																					
4	I participated actively in the Course	<table border="1"> <thead> <tr> <th>Choice</th> <th>Number</th> <th>Percentage</th> </tr> </thead> <tbody> <tr> <td>Strongly Agree</td> <td>9</td> <td>100%</td> </tr> <tr> <td>Agree</td> <td>0</td> <td>0%</td> </tr> <tr> <td>Uncertain</td> <td>0</td> <td>0%</td> </tr> <tr> <td>Disagree</td> <td>0</td> <td>0%</td> </tr> <tr> <td>Strongly Disagree</td> <td>0</td> <td>0%</td> </tr> </tbody> </table>	Choice	Number	Percentage	Strongly Agree	9	100%	Agree	0	0%	Uncertain	0	0%	Disagree	0	0%	Strongly Disagree	0	0%	<p>A pie chart with a single blue slice representing 100% of the responses. The legend indicates 'Stron...' for Strongly Agree.</p>		
Choice	Number	Percentage																					
Strongly Agree	9	100%																					
Agree	0	0%																					
Uncertain	0	0%																					
Disagree	0	0%																					
Strongly Disagree	0	0%																					

5	I think I have made progress in this Course	<table border="1"> <thead> <tr> <th>Choice</th> <th>Number</th> <th>Percentage</th> </tr> </thead> <tbody> <tr> <td>Strongly Agree</td> <td>7</td> <td>77.78%</td> </tr> <tr> <td>Agree</td> <td>2</td> <td>22.22%</td> </tr> <tr> <td>Uncertain</td> <td>0</td> <td>0%</td> </tr> <tr> <td>Disagree</td> <td>0</td> <td>0%</td> </tr> <tr> <td>Strongly Disagree</td> <td>0</td> <td>0%</td> </tr> </tbody> </table>	Choice	Number	Percentage	Strongly Agree	7	77.78%	Agree	2	22.22%	Uncertain	0	0%	Disagree	0	0%	Strongly Disagree	0	0%	 <p>● Stron... ● Agree</p>
Choice	Number	Percentage																			
Strongly Agree	7	77.78%																			
Agree	2	22.22%																			
Uncertain	0	0%																			
Disagree	0	0%																			
Strongly Disagree	0	0%																			
6	I think the Course was well structured to achieve the learning outcomes (there was a good balance of lectures, tutorials, practical etc.)	<table border="1"> <thead> <tr> <th>Choice</th> <th>Number</th> <th>Percentage</th> </tr> </thead> <tbody> <tr> <td>Strongly Agree</td> <td>9</td> <td>100%</td> </tr> <tr> <td>Agree</td> <td>0</td> <td>0%</td> </tr> <tr> <td>Uncertain</td> <td>0</td> <td>0%</td> </tr> <tr> <td>Disagree</td> <td>0</td> <td>0%</td> </tr> <tr> <td>Strongly Disagree</td> <td>0</td> <td>0%</td> </tr> </tbody> </table>	Choice	Number	Percentage	Strongly Agree	9	100%	Agree	0	0%	Uncertain	0	0%	Disagree	0	0%	Strongly Disagree	0	0%	 <p>● Stron...</p>
Choice	Number	Percentage																			
Strongly Agree	9	100%																			
Agree	0	0%																			
Uncertain	0	0%																			
Disagree	0	0%																			
Strongly Disagree	0	0%																			
7	The learning and teaching methods encouraged participation	<table border="1"> <thead> <tr> <th>Choice</th> <th>Number</th> <th>Percentage</th> </tr> </thead> <tbody> <tr> <td>Strongly Agree</td> <td>8</td> <td>88.89%</td> </tr> <tr> <td>Agree</td> <td>1</td> <td>11.11%</td> </tr> <tr> <td>Uncertain</td> <td>0</td> <td>0%</td> </tr> <tr> <td>Disagree</td> <td>0</td> <td>0%</td> </tr> <tr> <td>Strongly Disagree</td> <td>0</td> <td>0%</td> </tr> </tbody> </table>	Choice	Number	Percentage	Strongly Agree	8	88.89%	Agree	1	11.11%	Uncertain	0	0%	Disagree	0	0%	Strongly Disagree	0	0%	 <p>● Stron... ● Agree</p>
Choice	Number	Percentage																			
Strongly Agree	8	88.89%																			
Agree	1	11.11%																			
Uncertain	0	0%																			
Disagree	0	0%																			
Strongly Disagree	0	0%																			
8	The overall environment in the class was conducive to learning	<table border="1"> <thead> <tr> <th>Choice</th> <th>Number</th> <th>Percentage</th> </tr> </thead> <tbody> <tr> <td>Strongly Agree</td> <td>8</td> <td>88.89%</td> </tr> <tr> <td>Agree</td> <td>1</td> <td>11.11%</td> </tr> <tr> <td>Uncertain</td> <td>0</td> <td>0%</td> </tr> <tr> <td>Disagree</td> <td>0</td> <td>0%</td> </tr> <tr> <td>Strongly Disagree</td> <td>0</td> <td>0%</td> </tr> </tbody> </table>	Choice	Number	Percentage	Strongly Agree	8	88.89%	Agree	1	11.11%	Uncertain	0	0%	Disagree	0	0%	Strongly Disagree	0	0%	 <p>● Stron... ● Agree</p>
Choice	Number	Percentage																			
Strongly Agree	8	88.89%																			
Agree	1	11.11%																			
Uncertain	0	0%																			
Disagree	0	0%																			
Strongly Disagree	0	0%																			
9	Classrooms were satisfactory	<table border="1"> <thead> <tr> <th>Choice</th> <th>Number</th> <th>Percentage</th> </tr> </thead> <tbody> <tr> <td>Strongly Agree</td> <td>7</td> <td>77.78%</td> </tr> <tr> <td>Agree</td> <td>2</td> <td>22.22%</td> </tr> <tr> <td>Uncertain</td> <td>0</td> <td>0%</td> </tr> <tr> <td>Disagree</td> <td>0</td> <td>0%</td> </tr> <tr> <td>Strongly Disagree</td> <td>0</td> <td>0%</td> </tr> </tbody> </table>	Choice	Number	Percentage	Strongly Agree	7	77.78%	Agree	2	22.22%	Uncertain	0	0%	Disagree	0	0%	Strongly Disagree	0	0%	 <p>● Stron... ● Agree</p>
Choice	Number	Percentage																			
Strongly Agree	7	77.78%																			
Agree	2	22.22%																			
Uncertain	0	0%																			
Disagree	0	0%																			
Strongly Disagree	0	0%																			

10	Learning materials (Lesson Plans, Course Notes etc.) were relevant and useful	<table border="1"> <thead> <tr> <th>Choice</th> <th>Number</th> <th>Percentage</th> </tr> </thead> <tbody> <tr> <td>Strongly Agree</td> <td>9</td> <td>100%</td> </tr> <tr> <td>Agree</td> <td>0</td> <td>0%</td> </tr> <tr> <td>Uncertain</td> <td>0</td> <td>0%</td> </tr> <tr> <td>Disagree</td> <td>0</td> <td>0%</td> </tr> <tr> <td>Strongly Disagree</td> <td>0</td> <td>0%</td> </tr> </tbody> </table>	Choice	Number	Percentage	Strongly Agree	9	100%	Agree	0	0%	Uncertain	0	0%	Disagree	0	0%	Strongly Disagree	0	0%	 <p>100%</p> <ul style="list-style-type: none"> ● Stron...
Choice	Number	Percentage																			
Strongly Agree	9	100%																			
Agree	0	0%																			
Uncertain	0	0%																			
Disagree	0	0%																			
Strongly Disagree	0	0%																			
11	Recommended reading Books etc. were relevant and appropriate	<table border="1"> <thead> <tr> <th>Choice</th> <th>Number</th> <th>Percentage</th> </tr> </thead> <tbody> <tr> <td>Strongly Agree</td> <td>7</td> <td>77.78%</td> </tr> <tr> <td>Agree</td> <td>2</td> <td>22.22%</td> </tr> <tr> <td>Uncertain</td> <td>0</td> <td>0%</td> </tr> <tr> <td>Disagree</td> <td>0</td> <td>0%</td> </tr> <tr> <td>Strongly Disagree</td> <td>0</td> <td>0%</td> </tr> </tbody> </table>	Choice	Number	Percentage	Strongly Agree	7	77.78%	Agree	2	22.22%	Uncertain	0	0%	Disagree	0	0%	Strongly Disagree	0	0%	 <p>77.8%</p> <p>22.2%</p> <ul style="list-style-type: none"> ● Stron... ● Agree
Choice	Number	Percentage																			
Strongly Agree	7	77.78%																			
Agree	2	22.22%																			
Uncertain	0	0%																			
Disagree	0	0%																			
Strongly Disagree	0	0%																			
12	The provision of learning resources in the library was adequate and appropriate	<table border="1"> <thead> <tr> <th>Choice</th> <th>Number</th> <th>Percentage</th> </tr> </thead> <tbody> <tr> <td>Strongly Agree</td> <td>8</td> <td>88.89%</td> </tr> <tr> <td>Agree</td> <td>1</td> <td>11.11%</td> </tr> <tr> <td>Uncertain</td> <td>0</td> <td>0%</td> </tr> <tr> <td>Disagree</td> <td>0</td> <td>0%</td> </tr> <tr> <td>Strongly Disagree</td> <td>0</td> <td>0%</td> </tr> </tbody> </table>	Choice	Number	Percentage	Strongly Agree	8	88.89%	Agree	1	11.11%	Uncertain	0	0%	Disagree	0	0%	Strongly Disagree	0	0%	 <p>88.9%</p> <ul style="list-style-type: none"> ● Stron... ● Agree
Choice	Number	Percentage																			
Strongly Agree	8	88.89%																			
Agree	1	11.11%																			
Uncertain	0	0%																			
Disagree	0	0%																			
Strongly Disagree	0	0%																			
13	The provision of learning resources on the Web was adequate and appropriate (if relevant)	<table border="1"> <thead> <tr> <th>Choice</th> <th>Number</th> <th>Percentage</th> </tr> </thead> <tbody> <tr> <td>Strongly Agree</td> <td>9</td> <td>100%</td> </tr> <tr> <td>Agree</td> <td>0</td> <td>0%</td> </tr> <tr> <td>Uncertain</td> <td>0</td> <td>0%</td> </tr> <tr> <td>Disagree</td> <td>0</td> <td>0%</td> </tr> <tr> <td>Strongly Disagree</td> <td>0</td> <td>0%</td> </tr> </tbody> </table>	Choice	Number	Percentage	Strongly Agree	9	100%	Agree	0	0%	Uncertain	0	0%	Disagree	0	0%	Strongly Disagree	0	0%	 <p>100%</p> <ul style="list-style-type: none"> ● Stron...
Choice	Number	Percentage																			
Strongly Agree	9	100%																			
Agree	0	0%																			
Uncertain	0	0%																			
Disagree	0	0%																			
Strongly Disagree	0	0%																			
14	The Course stimulated my interest and thought on the subject area	<table border="1"> <thead> <tr> <th>Choice</th> <th>Number</th> <th>Percentage</th> </tr> </thead> <tbody> <tr> <td>Strongly Agree</td> <td>9</td> <td>100%</td> </tr> <tr> <td>Agree</td> <td>0</td> <td>0%</td> </tr> <tr> <td>Uncertain</td> <td>0</td> <td>0%</td> </tr> <tr> <td>Disagree</td> <td>0</td> <td>0%</td> </tr> <tr> <td>Strongly Disagree</td> <td>0</td> <td>0%</td> </tr> </tbody> </table>	Choice	Number	Percentage	Strongly Agree	9	100%	Agree	0	0%	Uncertain	0	0%	Disagree	0	0%	Strongly Disagree	0	0%	 <p>100%</p> <ul style="list-style-type: none"> ● Stron...
Choice	Number	Percentage																			
Strongly Agree	9	100%																			
Agree	0	0%																			
Uncertain	0	0%																			
Disagree	0	0%																			
Strongly Disagree	0	0%																			

15	The pace of the Course was appropriate	<table border="1"> <thead> <tr> <th>Choice</th> <th>Number</th> <th>Percentage</th> </tr> </thead> <tbody> <tr> <td>Strongly Agree</td> <td>8</td> <td>88.89%</td> </tr> <tr> <td>Agree</td> <td>1</td> <td>11.11%</td> </tr> <tr> <td>Uncertain</td> <td>0</td> <td>0%</td> </tr> <tr> <td>Disagree</td> <td>0</td> <td>0%</td> </tr> <tr> <td>Strongly Disagree</td> <td>0</td> <td>0%</td> </tr> </tbody> </table>	Choice	Number	Percentage	Strongly Agree	8	88.89%	Agree	1	11.11%	Uncertain	0	0%	Disagree	0	0%	Strongly Disagree	0	0%	 <p>88.9%</p> <ul style="list-style-type: none"> ● Stron... ● Agree
Choice	Number	Percentage																			
Strongly Agree	8	88.89%																			
Agree	1	11.11%																			
Uncertain	0	0%																			
Disagree	0	0%																			
Strongly Disagree	0	0%																			
16	Ideas and concepts were presented clearly	<table border="1"> <thead> <tr> <th>Choice</th> <th>Number</th> <th>Percentage</th> </tr> </thead> <tbody> <tr> <td>Strongly Agree</td> <td>8</td> <td>88.89%</td> </tr> <tr> <td>Agree</td> <td>1</td> <td>11.11%</td> </tr> <tr> <td>Uncertain</td> <td>0</td> <td>0%</td> </tr> <tr> <td>Disagree</td> <td>0</td> <td>0%</td> </tr> <tr> <td>Strongly Disagree</td> <td>0</td> <td>0%</td> </tr> </tbody> </table>	Choice	Number	Percentage	Strongly Agree	8	88.89%	Agree	1	11.11%	Uncertain	0	0%	Disagree	0	0%	Strongly Disagree	0	0%	 <p>88.9%</p> <ul style="list-style-type: none"> ● Stron... ● Agree
Choice	Number	Percentage																			
Strongly Agree	8	88.89%																			
Agree	1	11.11%																			
Uncertain	0	0%																			
Disagree	0	0%																			
Strongly Disagree	0	0%																			
17	The method of assessment were reasonable	<table border="1"> <thead> <tr> <th>Choice</th> <th>Number</th> <th>Percentage</th> </tr> </thead> <tbody> <tr> <td>Strongly Agree</td> <td>9</td> <td>100%</td> </tr> <tr> <td>Agree</td> <td>0</td> <td>0%</td> </tr> <tr> <td>Uncertain</td> <td>0</td> <td>0%</td> </tr> <tr> <td>Disagree</td> <td>0</td> <td>0%</td> </tr> <tr> <td>Strongly Disagree</td> <td>0</td> <td>0%</td> </tr> </tbody> </table>	Choice	Number	Percentage	Strongly Agree	9	100%	Agree	0	0%	Uncertain	0	0%	Disagree	0	0%	Strongly Disagree	0	0%	 <p>100%</p> <ul style="list-style-type: none"> ● Stron...
Choice	Number	Percentage																			
Strongly Agree	9	100%																			
Agree	0	0%																			
Uncertain	0	0%																			
Disagree	0	0%																			
Strongly Disagree	0	0%																			
18	Feedback on assessment was timely	<table border="1"> <thead> <tr> <th>Choice</th> <th>Number</th> <th>Percentage</th> </tr> </thead> <tbody> <tr> <td>Strongly Agree</td> <td>8</td> <td>88.89%</td> </tr> <tr> <td>Agree</td> <td>1</td> <td>11.11%</td> </tr> <tr> <td>Uncertain</td> <td>0</td> <td>0%</td> </tr> <tr> <td>Disagree</td> <td>0</td> <td>0%</td> </tr> <tr> <td>Strongly Disagree</td> <td>0</td> <td>0%</td> </tr> </tbody> </table>	Choice	Number	Percentage	Strongly Agree	8	88.89%	Agree	1	11.11%	Uncertain	0	0%	Disagree	0	0%	Strongly Disagree	0	0%	 <p>88.9%</p> <ul style="list-style-type: none"> ● Stron... ● Agree
Choice	Number	Percentage																			
Strongly Agree	8	88.89%																			
Agree	1	11.11%																			
Uncertain	0	0%																			
Disagree	0	0%																			
Strongly Disagree	0	0%																			
19	Feedback on assessment was helpful	<table border="1"> <thead> <tr> <th>Choice</th> <th>Number</th> <th>Percentage</th> </tr> </thead> <tbody> <tr> <td>Strongly Agree</td> <td>7</td> <td>77.78%</td> </tr> <tr> <td>Agree</td> <td>2</td> <td>22.22%</td> </tr> <tr> <td>Uncertain</td> <td>0</td> <td>0%</td> </tr> <tr> <td>Disagree</td> <td>0</td> <td>0%</td> </tr> <tr> <td>Strongly Disagree</td> <td>0</td> <td>0%</td> </tr> </tbody> </table>	Choice	Number	Percentage	Strongly Agree	7	77.78%	Agree	2	22.22%	Uncertain	0	0%	Disagree	0	0%	Strongly Disagree	0	0%	 <p>77.8%</p> <p>22.2%</p> <ul style="list-style-type: none"> ● Stron... ● Agree
Choice	Number	Percentage																			
Strongly Agree	7	77.78%																			
Agree	2	22.22%																			
Uncertain	0	0%																			
Disagree	0	0%																			
Strongly Disagree	0	0%																			

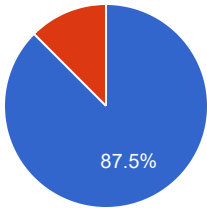


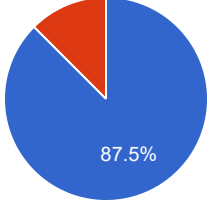

20	I understood the lectures	<table border="1"> <thead> <tr> <th>Choice</th> <th>Number</th> <th>Percentage</th> </tr> </thead> <tbody> <tr> <td>Strongly Agree</td> <td>9</td> <td>100%</td> </tr> <tr> <td>Agree</td> <td>0</td> <td>0%</td> </tr> <tr> <td>Uncertain</td> <td>0</td> <td>0%</td> </tr> <tr> <td>Disagree</td> <td>0</td> <td>0%</td> </tr> <tr> <td>Strongly Disagree</td> <td>0</td> <td>0%</td> </tr> </tbody> </table>	Choice	Number	Percentage	Strongly Agree	9	100%	Agree	0	0%	Uncertain	0	0%	Disagree	0	0%	Strongly Disagree	0	0%	 <p>100%</p> <ul style="list-style-type: none"> ● Stron...
Choice	Number	Percentage																			
Strongly Agree	9	100%																			
Agree	0	0%																			
Uncertain	0	0%																			
Disagree	0	0%																			
Strongly Disagree	0	0%																			
21	The material was well organized and presented	<table border="1"> <thead> <tr> <th>Choice</th> <th>Number</th> <th>Percentage</th> </tr> </thead> <tbody> <tr> <td>Strongly Agree</td> <td>9</td> <td>100%</td> </tr> <tr> <td>Agree</td> <td>0</td> <td>0%</td> </tr> <tr> <td>Uncertain</td> <td>0</td> <td>0%</td> </tr> <tr> <td>Disagree</td> <td>0</td> <td>0%</td> </tr> <tr> <td>Strongly Disagree</td> <td>0</td> <td>0%</td> </tr> </tbody> </table>	Choice	Number	Percentage	Strongly Agree	9	100%	Agree	0	0%	Uncertain	0	0%	Disagree	0	0%	Strongly Disagree	0	0%	 <p>100%</p> <ul style="list-style-type: none"> ● Stron...
Choice	Number	Percentage																			
Strongly Agree	9	100%																			
Agree	0	0%																			
Uncertain	0	0%																			
Disagree	0	0%																			
Strongly Disagree	0	0%																			
22	The instructor was responsive to student needs and problems	<table border="1"> <thead> <tr> <th>Choice</th> <th>Number</th> <th>Percentage</th> </tr> </thead> <tbody> <tr> <td>Strongly Agree</td> <td>9</td> <td>100%</td> </tr> <tr> <td>Agree</td> <td>0</td> <td>0%</td> </tr> <tr> <td>Uncertain</td> <td>0</td> <td>0%</td> </tr> <tr> <td>Disagree</td> <td>0</td> <td>0%</td> </tr> <tr> <td>Strongly Disagree</td> <td>0</td> <td>0%</td> </tr> </tbody> </table>	Choice	Number	Percentage	Strongly Agree	9	100%	Agree	0	0%	Uncertain	0	0%	Disagree	0	0%	Strongly Disagree	0	0%	 <p>100%</p> <ul style="list-style-type: none"> ● Stron...
Choice	Number	Percentage																			
Strongly Agree	9	100%																			
Agree	0	0%																			
Uncertain	0	0%																			
Disagree	0	0%																			
Strongly Disagree	0	0%																			
23	Had the instructor been regular throughout the course	<table border="1"> <thead> <tr> <th>Choice</th> <th>Number</th> <th>Percentage</th> </tr> </thead> <tbody> <tr> <td>Strongly Agree</td> <td>8</td> <td>88.89%</td> </tr> <tr> <td>Agree</td> <td>1</td> <td>11.11%</td> </tr> <tr> <td>Uncertain</td> <td>0</td> <td>0%</td> </tr> <tr> <td>Disagree</td> <td>0</td> <td>0%</td> </tr> <tr> <td>Strongly Disagree</td> <td>0</td> <td>0%</td> </tr> </tbody> </table>	Choice	Number	Percentage	Strongly Agree	8	88.89%	Agree	1	11.11%	Uncertain	0	0%	Disagree	0	0%	Strongly Disagree	0	0%	 <p>88.9%</p> <ul style="list-style-type: none"> ● Stron... ● Agree
Choice	Number	Percentage																			
Strongly Agree	8	88.89%																			
Agree	1	11.11%																			
Uncertain	0	0%																			
Disagree	0	0%																			
Strongly Disagree	0	0%																			
24	The material in the tutorials was useful	<table border="1"> <thead> <tr> <th>Choice</th> <th>Number</th> <th>Percentage</th> </tr> </thead> <tbody> <tr> <td>Strongly Agree</td> <td>7</td> <td>77.78%</td> </tr> <tr> <td>Agree</td> <td>2</td> <td>22.22%</td> </tr> <tr> <td>Uncertain</td> <td>0</td> <td>0%</td> </tr> <tr> <td>Disagree</td> <td>0</td> <td>0%</td> </tr> <tr> <td>Strongly Disagree</td> <td>0</td> <td>0%</td> </tr> </tbody> </table>	Choice	Number	Percentage	Strongly Agree	7	77.78%	Agree	2	22.22%	Uncertain	0	0%	Disagree	0	0%	Strongly Disagree	0	0%	 <p>77.8%</p> <ul style="list-style-type: none"> ● Stron... ● Agree
Choice	Number	Percentage																			
Strongly Agree	7	77.78%																			
Agree	2	22.22%																			
Uncertain	0	0%																			
Disagree	0	0%																			
Strongly Disagree	0	0%																			

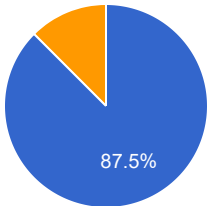
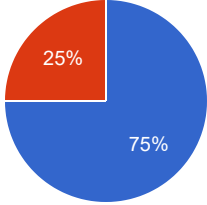
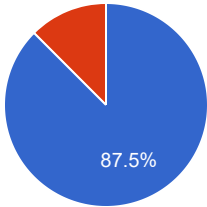
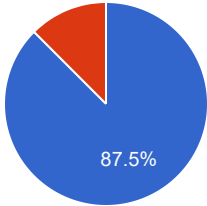

25	I was happy with the amount of work needed for tutorials	<table border="1"> <thead> <tr> <th>Choice</th> <th>Number</th> <th>Percentage</th> </tr> </thead> <tbody> <tr> <td>Strongly Agree</td> <td>7</td> <td>77.78%</td> </tr> <tr> <td>Agree</td> <td>2</td> <td>22.22%</td> </tr> <tr> <td>Uncertain</td> <td>0</td> <td>0%</td> </tr> <tr> <td>Disagree</td> <td>0</td> <td>0%</td> </tr> <tr> <td>Strongly Disagree</td> <td>0</td> <td>0%</td> </tr> </tbody> </table>	Choice	Number	Percentage	Strongly Agree	7	77.78%	Agree	2	22.22%	Uncertain	0	0%	Disagree	0	0%	Strongly Disagree	0	0%	 <p>● Stron... ● Agree</p>
Choice	Number	Percentage																			
Strongly Agree	7	77.78%																			
Agree	2	22.22%																			
Uncertain	0	0%																			
Disagree	0	0%																			
Strongly Disagree	0	0%																			
26	The tutor dealt effectively with my problems	<table border="1"> <thead> <tr> <th>Choice</th> <th>Number</th> <th>Percentage</th> </tr> </thead> <tbody> <tr> <td>Strongly Agree</td> <td>9</td> <td>100%</td> </tr> <tr> <td>Agree</td> <td>0</td> <td>0%</td> </tr> <tr> <td>Uncertain</td> <td>0</td> <td>0%</td> </tr> <tr> <td>Disagree</td> <td>0</td> <td>0%</td> </tr> <tr> <td>Strongly Disagree</td> <td>0</td> <td>0%</td> </tr> </tbody> </table>	Choice	Number	Percentage	Strongly Agree	9	100%	Agree	0	0%	Uncertain	0	0%	Disagree	0	0%	Strongly Disagree	0	0%	 <p>● Stron...</p>
Choice	Number	Percentage																			
Strongly Agree	9	100%																			
Agree	0	0%																			
Uncertain	0	0%																			
Disagree	0	0%																			
Strongly Disagree	0	0%																			
27	The material in the practicals was useful	<table border="1"> <thead> <tr> <th>Choice</th> <th>Number</th> <th>Percentage</th> </tr> </thead> <tbody> <tr> <td>Strongly Agree</td> <td>8</td> <td>88.89%</td> </tr> <tr> <td>Agree</td> <td>1</td> <td>11.11%</td> </tr> <tr> <td>Uncertain</td> <td>0</td> <td>0%</td> </tr> <tr> <td>Disagree</td> <td>0</td> <td>0%</td> </tr> <tr> <td>Strongly Disagree</td> <td>0</td> <td>0%</td> </tr> </tbody> </table>	Choice	Number	Percentage	Strongly Agree	8	88.89%	Agree	1	11.11%	Uncertain	0	0%	Disagree	0	0%	Strongly Disagree	0	0%	 <p>● Stron... ● Agree</p>
Choice	Number	Percentage																			
Strongly Agree	8	88.89%																			
Agree	1	11.11%																			
Uncertain	0	0%																			
Disagree	0	0%																			
Strongly Disagree	0	0%																			
28	The demonstrators dealt effectively with my problems	<table border="1"> <thead> <tr> <th>Choice</th> <th>Number</th> <th>Percentage</th> </tr> </thead> <tbody> <tr> <td>Strongly Agree</td> <td>8</td> <td>88.89%</td> </tr> <tr> <td>Agree</td> <td>1</td> <td>11.11%</td> </tr> <tr> <td>Uncertain</td> <td>0</td> <td>0%</td> </tr> <tr> <td>Disagree</td> <td>0</td> <td>0%</td> </tr> <tr> <td>Strongly Disagree</td> <td>0</td> <td>0%</td> </tr> </tbody> </table>	Choice	Number	Percentage	Strongly Agree	8	88.89%	Agree	1	11.11%	Uncertain	0	0%	Disagree	0	0%	Strongly Disagree	0	0%	 <p>● Stron... ● Agree</p>
Choice	Number	Percentage																			
Strongly Agree	8	88.89%																			
Agree	1	11.11%																			
Uncertain	0	0%																			
Disagree	0	0%																			
Strongly Disagree	0	0%																			
29	The best features of the Course were	<p>gg well teaching good</p> <p>Calculation Subject the course are complete very good best course n GOOD</p>																			


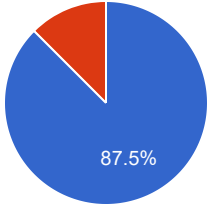

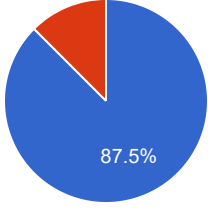
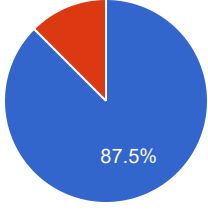
30	The Course could have been improved by	g well teaching and conceptual methods every thing is fine Imaad, yes course improved hg GOOD
31	The University does not tolerate discrimination on any irrelevant distinction (e.g. race, age, gender) and is committed to work with diversity in a wholly positive way. Please indicate below anything in relation to this Course which may run counter to this objective	every thing is fine Agree gender no comment gn GOOD

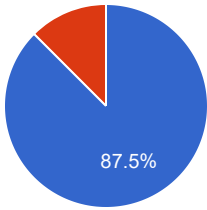
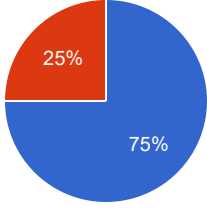
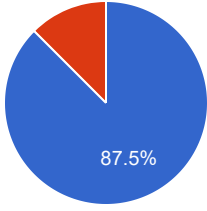
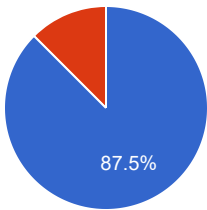
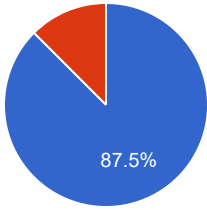
Course Evaluation - Program: 0278

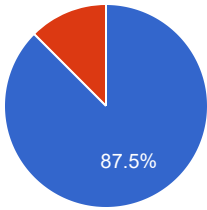
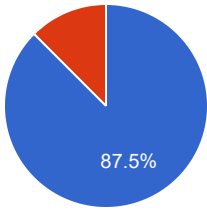
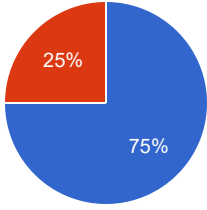
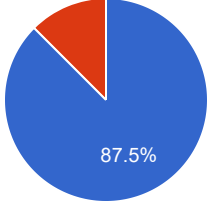
Teacher Name: MUHAMMAD IMAD		Course ID: CT-101(L)(2) Course Title: Materials & Methods of Construction		Session: 2018 Fall																			
Shift: Weekend -- Section: B		Total Strength: 51		Attempted: 8																			
S.No	Question	Opinions			Chart																		
1	The course objectives were clear	<table border="1"> <thead> <tr> <th>Choice</th> <th>Number</th> <th>Percentage</th> </tr> </thead> <tbody> <tr> <td>Strongly Agree</td> <td>8</td> <td>100%</td> </tr> <tr> <td>Agree</td> <td>0</td> <td>0%</td> </tr> <tr> <td>Uncertain</td> <td>0</td> <td>0%</td> </tr> <tr> <td>Disagree</td> <td>0</td> <td>0%</td> </tr> <tr> <td>Strongly Disagree</td> <td>0</td> <td>0%</td> </tr> </tbody> </table>	Choice	Number	Percentage	Strongly Agree	8	100%	Agree	0	0%	Uncertain	0	0%	Disagree	0	0%	Strongly Disagree	0	0%	<p>A pie chart with a single blue slice representing 100%. The legend shows a blue dot for 'Stron...' and a red dot for 'Agree'.</p>		
Choice	Number	Percentage																					
Strongly Agree	8	100%																					
Agree	0	0%																					
Uncertain	0	0%																					
Disagree	0	0%																					
Strongly Disagree	0	0%																					
2	The Course workload was manageable	<table border="1"> <thead> <tr> <th>Choice</th> <th>Number</th> <th>Percentage</th> </tr> </thead> <tbody> <tr> <td>Strongly Agree</td> <td>6</td> <td>75%</td> </tr> <tr> <td>Agree</td> <td>2</td> <td>25%</td> </tr> <tr> <td>Uncertain</td> <td>0</td> <td>0%</td> </tr> <tr> <td>Disagree</td> <td>0</td> <td>0%</td> </tr> <tr> <td>Strongly Disagree</td> <td>0</td> <td>0%</td> </tr> </tbody> </table>	Choice	Number	Percentage	Strongly Agree	6	75%	Agree	2	25%	Uncertain	0	0%	Disagree	0	0%	Strongly Disagree	0	0%	<p>A pie chart with two slices: a large blue slice for 75% and a smaller red slice for 25%. The legend shows a blue dot for 'Stron...' and a red dot for 'Agree'.</p>		
Choice	Number	Percentage																					
Strongly Agree	6	75%																					
Agree	2	25%																					
Uncertain	0	0%																					
Disagree	0	0%																					
Strongly Disagree	0	0%																					
3	The Course was well organized (e.g. timely access to materials, notification of changes, etc.)	<table border="1"> <thead> <tr> <th>Choice</th> <th>Number</th> <th>Percentage</th> </tr> </thead> <tbody> <tr> <td>Strongly Agree</td> <td>8</td> <td>100%</td> </tr> <tr> <td>Agree</td> <td>0</td> <td>0%</td> </tr> <tr> <td>Uncertain</td> <td>0</td> <td>0%</td> </tr> <tr> <td>Disagree</td> <td>0</td> <td>0%</td> </tr> <tr> <td>Strongly Disagree</td> <td>0</td> <td>0%</td> </tr> </tbody> </table>	Choice	Number	Percentage	Strongly Agree	8	100%	Agree	0	0%	Uncertain	0	0%	Disagree	0	0%	Strongly Disagree	0	0%	<p>A pie chart with a single blue slice representing 100%. The legend shows a blue dot for 'Stron...' and a red dot for 'Agree'.</p>		
Choice	Number	Percentage																					
Strongly Agree	8	100%																					
Agree	0	0%																					
Uncertain	0	0%																					
Disagree	0	0%																					
Strongly Disagree	0	0%																					
4	I participated actively in the Course	<table border="1"> <thead> <tr> <th>Choice</th> <th>Number</th> <th>Percentage</th> </tr> </thead> <tbody> <tr> <td>Strongly Agree</td> <td>7</td> <td>87.5%</td> </tr> <tr> <td>Agree</td> <td>1</td> <td>12.5%</td> </tr> <tr> <td>Uncertain</td> <td>0</td> <td>0%</td> </tr> <tr> <td>Disagree</td> <td>0</td> <td>0%</td> </tr> <tr> <td>Strongly Disagree</td> <td>0</td> <td>0%</td> </tr> </tbody> </table>	Choice	Number	Percentage	Strongly Agree	7	87.5%	Agree	1	12.5%	Uncertain	0	0%	Disagree	0	0%	Strongly Disagree	0	0%	<p>A pie chart with two slices: a large blue slice for 87.5% and a smaller red slice for 12.5%. The legend shows a blue dot for 'Stron...' and a red dot for 'Agree'.</p>		
Choice	Number	Percentage																					
Strongly Agree	7	87.5%																					
Agree	1	12.5%																					
Uncertain	0	0%																					
Disagree	0	0%																					
Strongly Disagree	0	0%																					

5	I think I have made progress in this Course	<table border="1"> <thead> <tr> <th>Choice</th> <th>Number</th> <th>Percentage</th> </tr> </thead> <tbody> <tr> <td>Strongly Agree</td> <td>7</td> <td>87.5%</td> </tr> <tr> <td>Agree</td> <td>1</td> <td>12.5%</td> </tr> <tr> <td>Uncertain</td> <td>0</td> <td>0%</td> </tr> <tr> <td>Disagree</td> <td>0</td> <td>0%</td> </tr> <tr> <td>Strongly Disagree</td> <td>0</td> <td>0%</td> </tr> </tbody> </table>	Choice	Number	Percentage	Strongly Agree	7	87.5%	Agree	1	12.5%	Uncertain	0	0%	Disagree	0	0%	Strongly Disagree	0	0%	 <p>87.5%</p> <ul style="list-style-type: none"> ● Stron... ● Agree
Choice	Number	Percentage																			
Strongly Agree	7	87.5%																			
Agree	1	12.5%																			
Uncertain	0	0%																			
Disagree	0	0%																			
Strongly Disagree	0	0%																			
6	I think the Course was well structured to achieve the learning outcomes (there was a good balance of lectures, tutorials, practical etc.)	<table border="1"> <thead> <tr> <th>Choice</th> <th>Number</th> <th>Percentage</th> </tr> </thead> <tbody> <tr> <td>Strongly Agree</td> <td>8</td> <td>100%</td> </tr> <tr> <td>Agree</td> <td>0</td> <td>0%</td> </tr> <tr> <td>Uncertain</td> <td>0</td> <td>0%</td> </tr> <tr> <td>Disagree</td> <td>0</td> <td>0%</td> </tr> <tr> <td>Strongly Disagree</td> <td>0</td> <td>0%</td> </tr> </tbody> </table>	Choice	Number	Percentage	Strongly Agree	8	100%	Agree	0	0%	Uncertain	0	0%	Disagree	0	0%	Strongly Disagree	0	0%	 <p>100%</p> <ul style="list-style-type: none"> ● Stron...
Choice	Number	Percentage																			
Strongly Agree	8	100%																			
Agree	0	0%																			
Uncertain	0	0%																			
Disagree	0	0%																			
Strongly Disagree	0	0%																			
7	The learning and teaching methods encouraged participation	<table border="1"> <thead> <tr> <th>Choice</th> <th>Number</th> <th>Percentage</th> </tr> </thead> <tbody> <tr> <td>Strongly Agree</td> <td>8</td> <td>100%</td> </tr> <tr> <td>Agree</td> <td>0</td> <td>0%</td> </tr> <tr> <td>Uncertain</td> <td>0</td> <td>0%</td> </tr> <tr> <td>Disagree</td> <td>0</td> <td>0%</td> </tr> <tr> <td>Strongly Disagree</td> <td>0</td> <td>0%</td> </tr> </tbody> </table>	Choice	Number	Percentage	Strongly Agree	8	100%	Agree	0	0%	Uncertain	0	0%	Disagree	0	0%	Strongly Disagree	0	0%	 <p>100%</p> <ul style="list-style-type: none"> ● Stron...
Choice	Number	Percentage																			
Strongly Agree	8	100%																			
Agree	0	0%																			
Uncertain	0	0%																			
Disagree	0	0%																			
Strongly Disagree	0	0%																			
8	The overall environment in the class was conducive to learning	<table border="1"> <thead> <tr> <th>Choice</th> <th>Number</th> <th>Percentage</th> </tr> </thead> <tbody> <tr> <td>Strongly Agree</td> <td>7</td> <td>87.5%</td> </tr> <tr> <td>Agree</td> <td>1</td> <td>12.5%</td> </tr> <tr> <td>Uncertain</td> <td>0</td> <td>0%</td> </tr> <tr> <td>Disagree</td> <td>0</td> <td>0%</td> </tr> <tr> <td>Strongly Disagree</td> <td>0</td> <td>0%</td> </tr> </tbody> </table>	Choice	Number	Percentage	Strongly Agree	7	87.5%	Agree	1	12.5%	Uncertain	0	0%	Disagree	0	0%	Strongly Disagree	0	0%	 <p>87.5%</p> <ul style="list-style-type: none"> ● Stron... ● Agree
Choice	Number	Percentage																			
Strongly Agree	7	87.5%																			
Agree	1	12.5%																			
Uncertain	0	0%																			
Disagree	0	0%																			
Strongly Disagree	0	0%																			
9	Classrooms were satisfactory	<table border="1"> <thead> <tr> <th>Choice</th> <th>Number</th> <th>Percentage</th> </tr> </thead> <tbody> <tr> <td>Strongly Agree</td> <td>8</td> <td>100%</td> </tr> <tr> <td>Agree</td> <td>0</td> <td>0%</td> </tr> <tr> <td>Uncertain</td> <td>0</td> <td>0%</td> </tr> <tr> <td>Disagree</td> <td>0</td> <td>0%</td> </tr> <tr> <td>Strongly Disagree</td> <td>0</td> <td>0%</td> </tr> </tbody> </table>	Choice	Number	Percentage	Strongly Agree	8	100%	Agree	0	0%	Uncertain	0	0%	Disagree	0	0%	Strongly Disagree	0	0%	 <p>100%</p> <ul style="list-style-type: none"> ● Stron...
Choice	Number	Percentage																			
Strongly Agree	8	100%																			
Agree	0	0%																			
Uncertain	0	0%																			
Disagree	0	0%																			
Strongly Disagree	0	0%																			

10	Learning materials (Lesson Plans, Course Notes etc.) were relevant and useful	<table border="1"> <thead> <tr> <th>Choice</th> <th>Number</th> <th>Percentage</th> </tr> </thead> <tbody> <tr> <td>Strongly Agree</td> <td>7</td> <td>87.5%</td> </tr> <tr> <td>Agree</td> <td>0</td> <td>0%</td> </tr> <tr> <td>Uncertain</td> <td>1</td> <td>12.5%</td> </tr> <tr> <td>Disagree</td> <td>0</td> <td>0%</td> </tr> <tr> <td>Strongly Disagree</td> <td>0</td> <td>0%</td> </tr> </tbody> </table>	Choice	Number	Percentage	Strongly Agree	7	87.5%	Agree	0	0%	Uncertain	1	12.5%	Disagree	0	0%	Strongly Disagree	0	0%	 <p>87.5%</p> <ul style="list-style-type: none"> ● Stron... ● Unce...
Choice	Number	Percentage																			
Strongly Agree	7	87.5%																			
Agree	0	0%																			
Uncertain	1	12.5%																			
Disagree	0	0%																			
Strongly Disagree	0	0%																			
11	Recommended reading Books etc. were relevant and appropriate	<table border="1"> <thead> <tr> <th>Choice</th> <th>Number</th> <th>Percentage</th> </tr> </thead> <tbody> <tr> <td>Strongly Agree</td> <td>6</td> <td>75%</td> </tr> <tr> <td>Agree</td> <td>2</td> <td>25%</td> </tr> <tr> <td>Uncertain</td> <td>0</td> <td>0%</td> </tr> <tr> <td>Disagree</td> <td>0</td> <td>0%</td> </tr> <tr> <td>Strongly Disagree</td> <td>0</td> <td>0%</td> </tr> </tbody> </table>	Choice	Number	Percentage	Strongly Agree	6	75%	Agree	2	25%	Uncertain	0	0%	Disagree	0	0%	Strongly Disagree	0	0%	 <p>75%</p> <ul style="list-style-type: none"> ● Stron... ● Agree
Choice	Number	Percentage																			
Strongly Agree	6	75%																			
Agree	2	25%																			
Uncertain	0	0%																			
Disagree	0	0%																			
Strongly Disagree	0	0%																			
12	The provision of learning resources in the library was adequate and appropriate	<table border="1"> <thead> <tr> <th>Choice</th> <th>Number</th> <th>Percentage</th> </tr> </thead> <tbody> <tr> <td>Strongly Agree</td> <td>7</td> <td>87.5%</td> </tr> <tr> <td>Agree</td> <td>1</td> <td>12.5%</td> </tr> <tr> <td>Uncertain</td> <td>0</td> <td>0%</td> </tr> <tr> <td>Disagree</td> <td>0</td> <td>0%</td> </tr> <tr> <td>Strongly Disagree</td> <td>0</td> <td>0%</td> </tr> </tbody> </table>	Choice	Number	Percentage	Strongly Agree	7	87.5%	Agree	1	12.5%	Uncertain	0	0%	Disagree	0	0%	Strongly Disagree	0	0%	 <p>87.5%</p> <ul style="list-style-type: none"> ● Stron... ● Agree
Choice	Number	Percentage																			
Strongly Agree	7	87.5%																			
Agree	1	12.5%																			
Uncertain	0	0%																			
Disagree	0	0%																			
Strongly Disagree	0	0%																			
13	The provision of learning resources on the Web was adequate and appropriate (if relevant)	<table border="1"> <thead> <tr> <th>Choice</th> <th>Number</th> <th>Percentage</th> </tr> </thead> <tbody> <tr> <td>Strongly Agree</td> <td>7</td> <td>87.5%</td> </tr> <tr> <td>Agree</td> <td>1</td> <td>12.5%</td> </tr> <tr> <td>Uncertain</td> <td>0</td> <td>0%</td> </tr> <tr> <td>Disagree</td> <td>0</td> <td>0%</td> </tr> <tr> <td>Strongly Disagree</td> <td>0</td> <td>0%</td> </tr> </tbody> </table>	Choice	Number	Percentage	Strongly Agree	7	87.5%	Agree	1	12.5%	Uncertain	0	0%	Disagree	0	0%	Strongly Disagree	0	0%	 <p>87.5%</p> <ul style="list-style-type: none"> ● Stron... ● Agree
Choice	Number	Percentage																			
Strongly Agree	7	87.5%																			
Agree	1	12.5%																			
Uncertain	0	0%																			
Disagree	0	0%																			
Strongly Disagree	0	0%																			
14	The Course stimulated my interest and thought on the subject area	<table border="1"> <thead> <tr> <th>Choice</th> <th>Number</th> <th>Percentage</th> </tr> </thead> <tbody> <tr> <td>Strongly Agree</td> <td>8</td> <td>100%</td> </tr> <tr> <td>Agree</td> <td>0</td> <td>0%</td> </tr> <tr> <td>Uncertain</td> <td>0</td> <td>0%</td> </tr> <tr> <td>Disagree</td> <td>0</td> <td>0%</td> </tr> <tr> <td>Strongly Disagree</td> <td>0</td> <td>0%</td> </tr> </tbody> </table>	Choice	Number	Percentage	Strongly Agree	8	100%	Agree	0	0%	Uncertain	0	0%	Disagree	0	0%	Strongly Disagree	0	0%	 <p>100%</p> <ul style="list-style-type: none"> ● Stron...
Choice	Number	Percentage																			
Strongly Agree	8	100%																			
Agree	0	0%																			
Uncertain	0	0%																			
Disagree	0	0%																			
Strongly Disagree	0	0%																			

15	The pace of the Course was appropriate	<table border="1"> <thead> <tr> <th>Choice</th> <th>Number</th> <th>Percentage</th> </tr> </thead> <tbody> <tr> <td>Strongly Agree</td> <td>8</td> <td>100%</td> </tr> <tr> <td>Agree</td> <td>0</td> <td>0%</td> </tr> <tr> <td>Uncertain</td> <td>0</td> <td>0%</td> </tr> <tr> <td>Disagree</td> <td>0</td> <td>0%</td> </tr> <tr> <td>Strongly Disagree</td> <td>0</td> <td>0%</td> </tr> </tbody> </table>	Choice	Number	Percentage	Strongly Agree	8	100%	Agree	0	0%	Uncertain	0	0%	Disagree	0	0%	Strongly Disagree	0	0%	 <p>100%</p> <ul style="list-style-type: none"> ● Stron...
Choice	Number	Percentage																			
Strongly Agree	8	100%																			
Agree	0	0%																			
Uncertain	0	0%																			
Disagree	0	0%																			
Strongly Disagree	0	0%																			
16	Ideas and concepts were presented clearly	<table border="1"> <thead> <tr> <th>Choice</th> <th>Number</th> <th>Percentage</th> </tr> </thead> <tbody> <tr> <td>Strongly Agree</td> <td>7</td> <td>87.5%</td> </tr> <tr> <td>Agree</td> <td>1</td> <td>12.5%</td> </tr> <tr> <td>Uncertain</td> <td>0</td> <td>0%</td> </tr> <tr> <td>Disagree</td> <td>0</td> <td>0%</td> </tr> <tr> <td>Strongly Disagree</td> <td>0</td> <td>0%</td> </tr> </tbody> </table>	Choice	Number	Percentage	Strongly Agree	7	87.5%	Agree	1	12.5%	Uncertain	0	0%	Disagree	0	0%	Strongly Disagree	0	0%	 <p>87.5%</p> <ul style="list-style-type: none"> ● Stron... ● Agree
Choice	Number	Percentage																			
Strongly Agree	7	87.5%																			
Agree	1	12.5%																			
Uncertain	0	0%																			
Disagree	0	0%																			
Strongly Disagree	0	0%																			
17	The method of assessment were reasonable	<table border="1"> <thead> <tr> <th>Choice</th> <th>Number</th> <th>Percentage</th> </tr> </thead> <tbody> <tr> <td>Strongly Agree</td> <td>8</td> <td>100%</td> </tr> <tr> <td>Agree</td> <td>0</td> <td>0%</td> </tr> <tr> <td>Uncertain</td> <td>0</td> <td>0%</td> </tr> <tr> <td>Disagree</td> <td>0</td> <td>0%</td> </tr> <tr> <td>Strongly Disagree</td> <td>0</td> <td>0%</td> </tr> </tbody> </table>	Choice	Number	Percentage	Strongly Agree	8	100%	Agree	0	0%	Uncertain	0	0%	Disagree	0	0%	Strongly Disagree	0	0%	 <p>100%</p> <ul style="list-style-type: none"> ● Stron...
Choice	Number	Percentage																			
Strongly Agree	8	100%																			
Agree	0	0%																			
Uncertain	0	0%																			
Disagree	0	0%																			
Strongly Disagree	0	0%																			
18	Feedback on assessment was timely	<table border="1"> <thead> <tr> <th>Choice</th> <th>Number</th> <th>Percentage</th> </tr> </thead> <tbody> <tr> <td>Strongly Agree</td> <td>7</td> <td>87.5%</td> </tr> <tr> <td>Agree</td> <td>1</td> <td>12.5%</td> </tr> <tr> <td>Uncertain</td> <td>0</td> <td>0%</td> </tr> <tr> <td>Disagree</td> <td>0</td> <td>0%</td> </tr> <tr> <td>Strongly Disagree</td> <td>0</td> <td>0%</td> </tr> </tbody> </table>	Choice	Number	Percentage	Strongly Agree	7	87.5%	Agree	1	12.5%	Uncertain	0	0%	Disagree	0	0%	Strongly Disagree	0	0%	 <p>87.5%</p> <ul style="list-style-type: none"> ● Stron... ● Agree
Choice	Number	Percentage																			
Strongly Agree	7	87.5%																			
Agree	1	12.5%																			
Uncertain	0	0%																			
Disagree	0	0%																			
Strongly Disagree	0	0%																			
19	Feedback on assessment was helpful	<table border="1"> <thead> <tr> <th>Choice</th> <th>Number</th> <th>Percentage</th> </tr> </thead> <tbody> <tr> <td>Strongly Agree</td> <td>7</td> <td>87.5%</td> </tr> <tr> <td>Agree</td> <td>1</td> <td>12.5%</td> </tr> <tr> <td>Uncertain</td> <td>0</td> <td>0%</td> </tr> <tr> <td>Disagree</td> <td>0</td> <td>0%</td> </tr> <tr> <td>Strongly Disagree</td> <td>0</td> <td>0%</td> </tr> </tbody> </table>	Choice	Number	Percentage	Strongly Agree	7	87.5%	Agree	1	12.5%	Uncertain	0	0%	Disagree	0	0%	Strongly Disagree	0	0%	 <p>87.5%</p> <ul style="list-style-type: none"> ● Stron... ● Agree
Choice	Number	Percentage																			
Strongly Agree	7	87.5%																			
Agree	1	12.5%																			
Uncertain	0	0%																			
Disagree	0	0%																			
Strongly Disagree	0	0%																			

20	I understood the lectures	<table border="1"> <thead> <tr> <th>Choice</th> <th>Number</th> <th>Percentage</th> </tr> </thead> <tbody> <tr> <td>Strongly Agree</td> <td>7</td> <td>87.5%</td> </tr> <tr> <td>Agree</td> <td>1</td> <td>12.5%</td> </tr> <tr> <td>Uncertain</td> <td>0</td> <td>0%</td> </tr> <tr> <td>Disagree</td> <td>0</td> <td>0%</td> </tr> <tr> <td>Strongly Disagree</td> <td>0</td> <td>0%</td> </tr> </tbody> </table>	Choice	Number	Percentage	Strongly Agree	7	87.5%	Agree	1	12.5%	Uncertain	0	0%	Disagree	0	0%	Strongly Disagree	0	0%	 <p>87.5%</p> <ul style="list-style-type: none"> ● Stron... ● Agree
Choice	Number	Percentage																			
Strongly Agree	7	87.5%																			
Agree	1	12.5%																			
Uncertain	0	0%																			
Disagree	0	0%																			
Strongly Disagree	0	0%																			
21	The material was well organized and presented	<table border="1"> <thead> <tr> <th>Choice</th> <th>Number</th> <th>Percentage</th> </tr> </thead> <tbody> <tr> <td>Strongly Agree</td> <td>6</td> <td>75%</td> </tr> <tr> <td>Agree</td> <td>2</td> <td>25%</td> </tr> <tr> <td>Uncertain</td> <td>0</td> <td>0%</td> </tr> <tr> <td>Disagree</td> <td>0</td> <td>0%</td> </tr> <tr> <td>Strongly Disagree</td> <td>0</td> <td>0%</td> </tr> </tbody> </table>	Choice	Number	Percentage	Strongly Agree	6	75%	Agree	2	25%	Uncertain	0	0%	Disagree	0	0%	Strongly Disagree	0	0%	 <p>75%</p> <ul style="list-style-type: none"> ● Stron... ● Agree
Choice	Number	Percentage																			
Strongly Agree	6	75%																			
Agree	2	25%																			
Uncertain	0	0%																			
Disagree	0	0%																			
Strongly Disagree	0	0%																			
22	The instructor was responsive to student needs and problems	<table border="1"> <thead> <tr> <th>Choice</th> <th>Number</th> <th>Percentage</th> </tr> </thead> <tbody> <tr> <td>Strongly Agree</td> <td>7</td> <td>87.5%</td> </tr> <tr> <td>Agree</td> <td>1</td> <td>12.5%</td> </tr> <tr> <td>Uncertain</td> <td>0</td> <td>0%</td> </tr> <tr> <td>Disagree</td> <td>0</td> <td>0%</td> </tr> <tr> <td>Strongly Disagree</td> <td>0</td> <td>0%</td> </tr> </tbody> </table>	Choice	Number	Percentage	Strongly Agree	7	87.5%	Agree	1	12.5%	Uncertain	0	0%	Disagree	0	0%	Strongly Disagree	0	0%	 <p>87.5%</p> <ul style="list-style-type: none"> ● Stron... ● Agree
Choice	Number	Percentage																			
Strongly Agree	7	87.5%																			
Agree	1	12.5%																			
Uncertain	0	0%																			
Disagree	0	0%																			
Strongly Disagree	0	0%																			
23	Had the instructor been regular throughout the course	<table border="1"> <thead> <tr> <th>Choice</th> <th>Number</th> <th>Percentage</th> </tr> </thead> <tbody> <tr> <td>Strongly Agree</td> <td>7</td> <td>87.5%</td> </tr> <tr> <td>Agree</td> <td>1</td> <td>12.5%</td> </tr> <tr> <td>Uncertain</td> <td>0</td> <td>0%</td> </tr> <tr> <td>Disagree</td> <td>0</td> <td>0%</td> </tr> <tr> <td>Strongly Disagree</td> <td>0</td> <td>0%</td> </tr> </tbody> </table>	Choice	Number	Percentage	Strongly Agree	7	87.5%	Agree	1	12.5%	Uncertain	0	0%	Disagree	0	0%	Strongly Disagree	0	0%	 <p>87.5%</p> <ul style="list-style-type: none"> ● Stron... ● Agree
Choice	Number	Percentage																			
Strongly Agree	7	87.5%																			
Agree	1	12.5%																			
Uncertain	0	0%																			
Disagree	0	0%																			
Strongly Disagree	0	0%																			
24	The material in the tutorials was useful	<table border="1"> <thead> <tr> <th>Choice</th> <th>Number</th> <th>Percentage</th> </tr> </thead> <tbody> <tr> <td>Strongly Agree</td> <td>7</td> <td>87.5%</td> </tr> <tr> <td>Agree</td> <td>1</td> <td>12.5%</td> </tr> <tr> <td>Uncertain</td> <td>0</td> <td>0%</td> </tr> <tr> <td>Disagree</td> <td>0</td> <td>0%</td> </tr> <tr> <td>Strongly Disagree</td> <td>0</td> <td>0%</td> </tr> </tbody> </table>	Choice	Number	Percentage	Strongly Agree	7	87.5%	Agree	1	12.5%	Uncertain	0	0%	Disagree	0	0%	Strongly Disagree	0	0%	 <p>87.5%</p> <ul style="list-style-type: none"> ● Stron... ● Agree
Choice	Number	Percentage																			
Strongly Agree	7	87.5%																			
Agree	1	12.5%																			
Uncertain	0	0%																			
Disagree	0	0%																			
Strongly Disagree	0	0%																			

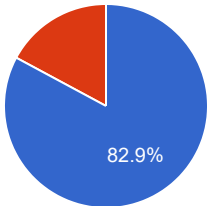
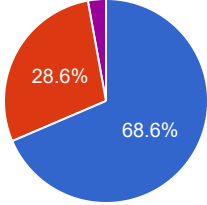
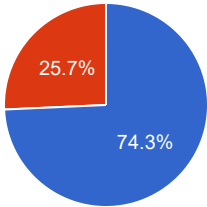
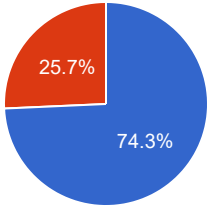
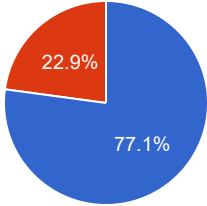
25	I was happy with the amount of work needed for tutorials	<table border="1"> <thead> <tr> <th>Choice</th> <th>Number</th> <th>Percentage</th> </tr> </thead> <tbody> <tr> <td>Strongly Agree</td> <td>7</td> <td>87.5%</td> </tr> <tr> <td>Agree</td> <td>1</td> <td>12.5%</td> </tr> <tr> <td>Uncertain</td> <td>0</td> <td>0%</td> </tr> <tr> <td>Disagree</td> <td>0</td> <td>0%</td> </tr> <tr> <td>Strongly Disagree</td> <td>0</td> <td>0%</td> </tr> </tbody> </table>	Choice	Number	Percentage	Strongly Agree	7	87.5%	Agree	1	12.5%	Uncertain	0	0%	Disagree	0	0%	Strongly Disagree	0	0%	 <p>87.5%</p> <ul style="list-style-type: none"> ● Stron... ● Agree
Choice	Number	Percentage																			
Strongly Agree	7	87.5%																			
Agree	1	12.5%																			
Uncertain	0	0%																			
Disagree	0	0%																			
Strongly Disagree	0	0%																			
26	The tutor dealt effectively with my problems	<table border="1"> <thead> <tr> <th>Choice</th> <th>Number</th> <th>Percentage</th> </tr> </thead> <tbody> <tr> <td>Strongly Agree</td> <td>7</td> <td>87.5%</td> </tr> <tr> <td>Agree</td> <td>1</td> <td>12.5%</td> </tr> <tr> <td>Uncertain</td> <td>0</td> <td>0%</td> </tr> <tr> <td>Disagree</td> <td>0</td> <td>0%</td> </tr> <tr> <td>Strongly Disagree</td> <td>0</td> <td>0%</td> </tr> </tbody> </table>	Choice	Number	Percentage	Strongly Agree	7	87.5%	Agree	1	12.5%	Uncertain	0	0%	Disagree	0	0%	Strongly Disagree	0	0%	 <p>87.5%</p> <ul style="list-style-type: none"> ● Stron... ● Agree
Choice	Number	Percentage																			
Strongly Agree	7	87.5%																			
Agree	1	12.5%																			
Uncertain	0	0%																			
Disagree	0	0%																			
Strongly Disagree	0	0%																			
27	The material in the practicals was useful	<table border="1"> <thead> <tr> <th>Choice</th> <th>Number</th> <th>Percentage</th> </tr> </thead> <tbody> <tr> <td>Strongly Agree</td> <td>6</td> <td>75%</td> </tr> <tr> <td>Agree</td> <td>2</td> <td>25%</td> </tr> <tr> <td>Uncertain</td> <td>0</td> <td>0%</td> </tr> <tr> <td>Disagree</td> <td>0</td> <td>0%</td> </tr> <tr> <td>Strongly Disagree</td> <td>0</td> <td>0%</td> </tr> </tbody> </table>	Choice	Number	Percentage	Strongly Agree	6	75%	Agree	2	25%	Uncertain	0	0%	Disagree	0	0%	Strongly Disagree	0	0%	 <p>75%</p> <ul style="list-style-type: none"> ● Stron... ● Agree
Choice	Number	Percentage																			
Strongly Agree	6	75%																			
Agree	2	25%																			
Uncertain	0	0%																			
Disagree	0	0%																			
Strongly Disagree	0	0%																			
28	The demonstrators dealt effectively with my problems	<table border="1"> <thead> <tr> <th>Choice</th> <th>Number</th> <th>Percentage</th> </tr> </thead> <tbody> <tr> <td>Strongly Agree</td> <td>7</td> <td>87.5%</td> </tr> <tr> <td>Agree</td> <td>1</td> <td>12.5%</td> </tr> <tr> <td>Uncertain</td> <td>0</td> <td>0%</td> </tr> <tr> <td>Disagree</td> <td>0</td> <td>0%</td> </tr> <tr> <td>Strongly Disagree</td> <td>0</td> <td>0%</td> </tr> </tbody> </table>	Choice	Number	Percentage	Strongly Agree	7	87.5%	Agree	1	12.5%	Uncertain	0	0%	Disagree	0	0%	Strongly Disagree	0	0%	 <p>87.5%</p> <ul style="list-style-type: none"> ● Stron... ● Agree
Choice	Number	Percentage																			
Strongly Agree	7	87.5%																			
Agree	1	12.5%																			
Uncertain	0	0%																			
Disagree	0	0%																			
Strongly Disagree	0	0%																			
29	The best features of the Course were	<p>g well Is the good features of course Overall is good very good the course are good c GOOD</p>																			
30	The Course could have been improved by	<p>g well teaching and concetial study Yes Imad yes improved c GOOD</p>																			

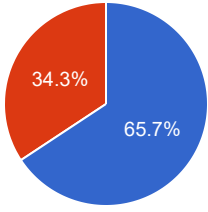
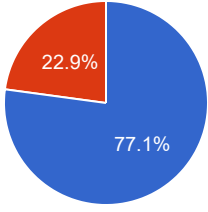
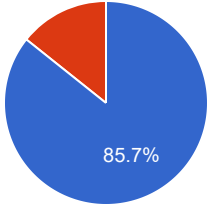
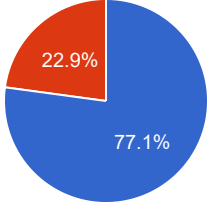
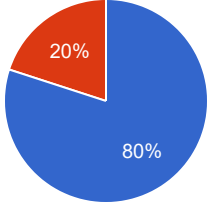
31	The University does not tolerate discrimination on any irrelevant distinction (e.g. race, age, gender) and is committed to work with diversity in a wholly positive way. Please indicate below anything in relation to this Course which may run counter to this objective	g Good Agree gender no comment g GOOD
----	--	---

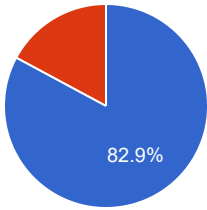
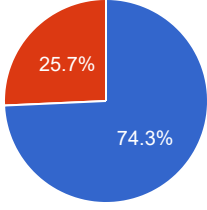
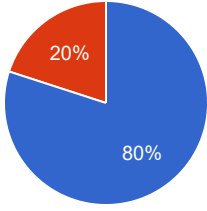
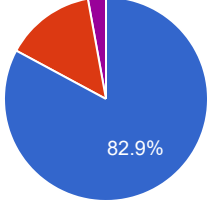
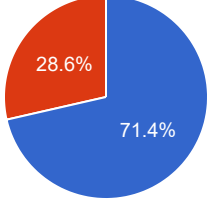
Course Evaluation - Program: 0278

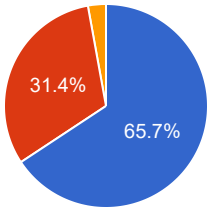
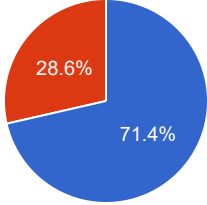
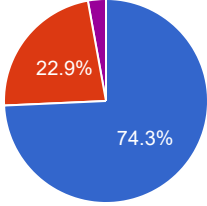
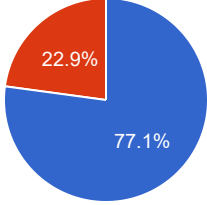
Teacher Name: MUHAMMAD IMAD		Course ID: CT-107(L) Course Title: Applied Mechanics		Session: 2018 Fall																			
Shift: Weekend -- Section: A		Total Strength: 56		Attempted: 37																			
S.No	Question	Opinions			Chart																		
1	The course objectives were clear	<table border="1"> <thead> <tr> <th>Choice</th> <th>Number</th> <th>Percentage</th> </tr> </thead> <tbody> <tr> <td>Strongly Agree</td> <td>30</td> <td>81.08%</td> </tr> <tr> <td>Agree</td> <td>5</td> <td>13.51%</td> </tr> <tr> <td>Uncertain</td> <td>0</td> <td>0%</td> </tr> <tr> <td>Disagree</td> <td>0</td> <td>0%</td> </tr> <tr> <td>Strongly Disagree</td> <td>0</td> <td>0%</td> </tr> </tbody> </table>	Choice	Number	Percentage	Strongly Agree	30	81.08%	Agree	5	13.51%	Uncertain	0	0%	Disagree	0	0%	Strongly Disagree	0	0%	<p>85.7%</p>		
Choice	Number	Percentage																					
Strongly Agree	30	81.08%																					
Agree	5	13.51%																					
Uncertain	0	0%																					
Disagree	0	0%																					
Strongly Disagree	0	0%																					
2	The Course workload was manageable	<table border="1"> <thead> <tr> <th>Choice</th> <th>Number</th> <th>Percentage</th> </tr> </thead> <tbody> <tr> <td>Strongly Agree</td> <td>29</td> <td>78.38%</td> </tr> <tr> <td>Agree</td> <td>6</td> <td>16.22%</td> </tr> <tr> <td>Uncertain</td> <td>0</td> <td>0%</td> </tr> <tr> <td>Disagree</td> <td>0</td> <td>0%</td> </tr> <tr> <td>Strongly Disagree</td> <td>0</td> <td>0%</td> </tr> </tbody> </table>	Choice	Number	Percentage	Strongly Agree	29	78.38%	Agree	6	16.22%	Uncertain	0	0%	Disagree	0	0%	Strongly Disagree	0	0%	<p>82.9%</p>		
Choice	Number	Percentage																					
Strongly Agree	29	78.38%																					
Agree	6	16.22%																					
Uncertain	0	0%																					
Disagree	0	0%																					
Strongly Disagree	0	0%																					
3	The Course was well organized (e.g. timely access to materials, notification of changes, etc.)	<table border="1"> <thead> <tr> <th>Choice</th> <th>Number</th> <th>Percentage</th> </tr> </thead> <tbody> <tr> <td>Strongly Agree</td> <td>28</td> <td>75.68%</td> </tr> <tr> <td>Agree</td> <td>7</td> <td>18.92%</td> </tr> <tr> <td>Uncertain</td> <td>0</td> <td>0%</td> </tr> <tr> <td>Disagree</td> <td>0</td> <td>0%</td> </tr> <tr> <td>Strongly Disagree</td> <td>0</td> <td>0%</td> </tr> </tbody> </table>	Choice	Number	Percentage	Strongly Agree	28	75.68%	Agree	7	18.92%	Uncertain	0	0%	Disagree	0	0%	Strongly Disagree	0	0%	<p>80%</p>		
Choice	Number	Percentage																					
Strongly Agree	28	75.68%																					
Agree	7	18.92%																					
Uncertain	0	0%																					
Disagree	0	0%																					
Strongly Disagree	0	0%																					
4	I participated actively in the Course	<table border="1"> <thead> <tr> <th>Choice</th> <th>Number</th> <th>Percentage</th> </tr> </thead> <tbody> <tr> <td>Strongly Agree</td> <td>29</td> <td>78.38%</td> </tr> <tr> <td>Agree</td> <td>6</td> <td>16.22%</td> </tr> <tr> <td>Uncertain</td> <td>0</td> <td>0%</td> </tr> <tr> <td>Disagree</td> <td>0</td> <td>0%</td> </tr> <tr> <td>Strongly Disagree</td> <td>0</td> <td>0%</td> </tr> </tbody> </table>	Choice	Number	Percentage	Strongly Agree	29	78.38%	Agree	6	16.22%	Uncertain	0	0%	Disagree	0	0%	Strongly Disagree	0	0%	<p>82.9%</p>		
Choice	Number	Percentage																					
Strongly Agree	29	78.38%																					
Agree	6	16.22%																					
Uncertain	0	0%																					
Disagree	0	0%																					
Strongly Disagree	0	0%																					

5	I think I have made progress in this Course	<table border="1"> <thead> <tr> <th>Choice</th> <th>Number</th> <th>Percentage</th> </tr> </thead> <tbody> <tr> <td>Strongly Agree</td> <td>24</td> <td>64.86%</td> </tr> <tr> <td>Agree</td> <td>9</td> <td>24.32%</td> </tr> <tr> <td>Uncertain</td> <td>1</td> <td>2.7%</td> </tr> <tr> <td>Disagree</td> <td>0</td> <td>0%</td> </tr> <tr> <td>Strongly Disagree</td> <td>1</td> <td>2.7%</td> </tr> </tbody> </table>	Choice	Number	Percentage	Strongly Agree	24	64.86%	Agree	9	24.32%	Uncertain	1	2.7%	Disagree	0	0%	Strongly Disagree	1	2.7%	<p>68.6% 25.7%</p> <ul style="list-style-type: none"> ● Stron... ● Agree ● Unce... ● Stron...
Choice	Number	Percentage																			
Strongly Agree	24	64.86%																			
Agree	9	24.32%																			
Uncertain	1	2.7%																			
Disagree	0	0%																			
Strongly Disagree	1	2.7%																			
6	I think the Course was well structured to achieve the learning outcomes (there was a good balance of lectures, tutorials, practical etc.)	<table border="1"> <thead> <tr> <th>Choice</th> <th>Number</th> <th>Percentage</th> </tr> </thead> <tbody> <tr> <td>Strongly Agree</td> <td>27</td> <td>72.97%</td> </tr> <tr> <td>Agree</td> <td>8</td> <td>21.62%</td> </tr> <tr> <td>Uncertain</td> <td>0</td> <td>0%</td> </tr> <tr> <td>Disagree</td> <td>0</td> <td>0%</td> </tr> <tr> <td>Strongly Disagree</td> <td>0</td> <td>0%</td> </tr> </tbody> </table>	Choice	Number	Percentage	Strongly Agree	27	72.97%	Agree	8	21.62%	Uncertain	0	0%	Disagree	0	0%	Strongly Disagree	0	0%	<p>77.1% 22.9%</p> <ul style="list-style-type: none"> ● Stron... ● Agree
Choice	Number	Percentage																			
Strongly Agree	27	72.97%																			
Agree	8	21.62%																			
Uncertain	0	0%																			
Disagree	0	0%																			
Strongly Disagree	0	0%																			
7	The learning and teaching methods encouraged participation	<table border="1"> <thead> <tr> <th>Choice</th> <th>Number</th> <th>Percentage</th> </tr> </thead> <tbody> <tr> <td>Strongly Agree</td> <td>24</td> <td>64.86%</td> </tr> <tr> <td>Agree</td> <td>11</td> <td>29.73%</td> </tr> <tr> <td>Uncertain</td> <td>0</td> <td>0%</td> </tr> <tr> <td>Disagree</td> <td>0</td> <td>0%</td> </tr> <tr> <td>Strongly Disagree</td> <td>0</td> <td>0%</td> </tr> </tbody> </table>	Choice	Number	Percentage	Strongly Agree	24	64.86%	Agree	11	29.73%	Uncertain	0	0%	Disagree	0	0%	Strongly Disagree	0	0%	<p>68.6% 31.4%</p> <ul style="list-style-type: none"> ● Stron... ● Agree
Choice	Number	Percentage																			
Strongly Agree	24	64.86%																			
Agree	11	29.73%																			
Uncertain	0	0%																			
Disagree	0	0%																			
Strongly Disagree	0	0%																			
8	The overall environment in the class was conducive to learning	<table border="1"> <thead> <tr> <th>Choice</th> <th>Number</th> <th>Percentage</th> </tr> </thead> <tbody> <tr> <td>Strongly Agree</td> <td>25</td> <td>67.57%</td> </tr> <tr> <td>Agree</td> <td>10</td> <td>27.03%</td> </tr> <tr> <td>Uncertain</td> <td>0</td> <td>0%</td> </tr> <tr> <td>Disagree</td> <td>0</td> <td>0%</td> </tr> <tr> <td>Strongly Disagree</td> <td>0</td> <td>0%</td> </tr> </tbody> </table>	Choice	Number	Percentage	Strongly Agree	25	67.57%	Agree	10	27.03%	Uncertain	0	0%	Disagree	0	0%	Strongly Disagree	0	0%	<p>71.4% 28.6%</p> <ul style="list-style-type: none"> ● Stron... ● Agree
Choice	Number	Percentage																			
Strongly Agree	25	67.57%																			
Agree	10	27.03%																			
Uncertain	0	0%																			
Disagree	0	0%																			
Strongly Disagree	0	0%																			
9	Classrooms were satisfactory	<table border="1"> <thead> <tr> <th>Choice</th> <th>Number</th> <th>Percentage</th> </tr> </thead> <tbody> <tr> <td>Strongly Agree</td> <td>26</td> <td>70.27%</td> </tr> <tr> <td>Agree</td> <td>9</td> <td>24.32%</td> </tr> <tr> <td>Uncertain</td> <td>0</td> <td>0%</td> </tr> <tr> <td>Disagree</td> <td>0</td> <td>0%</td> </tr> <tr> <td>Strongly Disagree</td> <td>0</td> <td>0%</td> </tr> </tbody> </table>	Choice	Number	Percentage	Strongly Agree	26	70.27%	Agree	9	24.32%	Uncertain	0	0%	Disagree	0	0%	Strongly Disagree	0	0%	<p>74.3% 25.7%</p> <ul style="list-style-type: none"> ● Stron... ● Agree
Choice	Number	Percentage																			
Strongly Agree	26	70.27%																			
Agree	9	24.32%																			
Uncertain	0	0%																			
Disagree	0	0%																			
Strongly Disagree	0	0%																			

10	Learning materials (Lesson Plans, Course Notes etc.) were relevant and useful	<table border="1"> <thead> <tr> <th>Choice</th> <th>Number</th> <th>Percentage</th> </tr> </thead> <tbody> <tr> <td>Strongly Agree</td> <td>29</td> <td>78.38%</td> </tr> <tr> <td>Agree</td> <td>6</td> <td>16.22%</td> </tr> <tr> <td>Uncertain</td> <td>0</td> <td>0%</td> </tr> <tr> <td>Disagree</td> <td>0</td> <td>0%</td> </tr> <tr> <td>Strongly Disagree</td> <td>0</td> <td>0%</td> </tr> </tbody> </table>	Choice	Number	Percentage	Strongly Agree	29	78.38%	Agree	6	16.22%	Uncertain	0	0%	Disagree	0	0%	Strongly Disagree	0	0%	 <p>82.9%</p> <ul style="list-style-type: none"> ● Stron... ● Agree
Choice	Number	Percentage																			
Strongly Agree	29	78.38%																			
Agree	6	16.22%																			
Uncertain	0	0%																			
Disagree	0	0%																			
Strongly Disagree	0	0%																			
11	Recommended reading Books etc. were relevant and appropriate	<table border="1"> <thead> <tr> <th>Choice</th> <th>Number</th> <th>Percentage</th> </tr> </thead> <tbody> <tr> <td>Strongly Agree</td> <td>24</td> <td>64.86%</td> </tr> <tr> <td>Agree</td> <td>10</td> <td>27.03%</td> </tr> <tr> <td>Uncertain</td> <td>0</td> <td>0%</td> </tr> <tr> <td>Disagree</td> <td>0</td> <td>0%</td> </tr> <tr> <td>Strongly Disagree</td> <td>1</td> <td>2.7%</td> </tr> </tbody> </table>	Choice	Number	Percentage	Strongly Agree	24	64.86%	Agree	10	27.03%	Uncertain	0	0%	Disagree	0	0%	Strongly Disagree	1	2.7%	 <p>68.6%</p> <ul style="list-style-type: none"> ● Stron... ● Agree ● Stron...
Choice	Number	Percentage																			
Strongly Agree	24	64.86%																			
Agree	10	27.03%																			
Uncertain	0	0%																			
Disagree	0	0%																			
Strongly Disagree	1	2.7%																			
12	The provision of learning resources in the library was adequate and appropriate	<table border="1"> <thead> <tr> <th>Choice</th> <th>Number</th> <th>Percentage</th> </tr> </thead> <tbody> <tr> <td>Strongly Agree</td> <td>26</td> <td>70.27%</td> </tr> <tr> <td>Agree</td> <td>9</td> <td>24.32%</td> </tr> <tr> <td>Uncertain</td> <td>0</td> <td>0%</td> </tr> <tr> <td>Disagree</td> <td>0</td> <td>0%</td> </tr> <tr> <td>Strongly Disagree</td> <td>0</td> <td>0%</td> </tr> </tbody> </table>	Choice	Number	Percentage	Strongly Agree	26	70.27%	Agree	9	24.32%	Uncertain	0	0%	Disagree	0	0%	Strongly Disagree	0	0%	 <p>74.3%</p> <ul style="list-style-type: none"> ● Stron... ● Agree
Choice	Number	Percentage																			
Strongly Agree	26	70.27%																			
Agree	9	24.32%																			
Uncertain	0	0%																			
Disagree	0	0%																			
Strongly Disagree	0	0%																			
13	The provision of learning resources on the Web was adequate and appropriate (if relevant)	<table border="1"> <thead> <tr> <th>Choice</th> <th>Number</th> <th>Percentage</th> </tr> </thead> <tbody> <tr> <td>Strongly Agree</td> <td>26</td> <td>70.27%</td> </tr> <tr> <td>Agree</td> <td>9</td> <td>24.32%</td> </tr> <tr> <td>Uncertain</td> <td>0</td> <td>0%</td> </tr> <tr> <td>Disagree</td> <td>0</td> <td>0%</td> </tr> <tr> <td>Strongly Disagree</td> <td>0</td> <td>0%</td> </tr> </tbody> </table>	Choice	Number	Percentage	Strongly Agree	26	70.27%	Agree	9	24.32%	Uncertain	0	0%	Disagree	0	0%	Strongly Disagree	0	0%	 <p>74.3%</p> <ul style="list-style-type: none"> ● Stron... ● Agree
Choice	Number	Percentage																			
Strongly Agree	26	70.27%																			
Agree	9	24.32%																			
Uncertain	0	0%																			
Disagree	0	0%																			
Strongly Disagree	0	0%																			
14	The Course stimulated my interest and thought on the subject area	<table border="1"> <thead> <tr> <th>Choice</th> <th>Number</th> <th>Percentage</th> </tr> </thead> <tbody> <tr> <td>Strongly Agree</td> <td>27</td> <td>72.97%</td> </tr> <tr> <td>Agree</td> <td>8</td> <td>21.62%</td> </tr> <tr> <td>Uncertain</td> <td>0</td> <td>0%</td> </tr> <tr> <td>Disagree</td> <td>0</td> <td>0%</td> </tr> <tr> <td>Strongly Disagree</td> <td>0</td> <td>0%</td> </tr> </tbody> </table>	Choice	Number	Percentage	Strongly Agree	27	72.97%	Agree	8	21.62%	Uncertain	0	0%	Disagree	0	0%	Strongly Disagree	0	0%	 <p>77.1%</p> <ul style="list-style-type: none"> ● Stron... ● Agree
Choice	Number	Percentage																			
Strongly Agree	27	72.97%																			
Agree	8	21.62%																			
Uncertain	0	0%																			
Disagree	0	0%																			
Strongly Disagree	0	0%																			

15	The pace of the Course was appropriate	<table border="1"> <thead> <tr> <th>Choice</th> <th>Number</th> <th>Percentage</th> </tr> </thead> <tbody> <tr> <td>Strongly Agree</td> <td>23</td> <td>62.16%</td> </tr> <tr> <td>Agree</td> <td>12</td> <td>32.43%</td> </tr> <tr> <td>Uncertain</td> <td>0</td> <td>0%</td> </tr> <tr> <td>Disagree</td> <td>0</td> <td>0%</td> </tr> <tr> <td>Strongly Disagree</td> <td>0</td> <td>0%</td> </tr> </tbody> </table>	Choice	Number	Percentage	Strongly Agree	23	62.16%	Agree	12	32.43%	Uncertain	0	0%	Disagree	0	0%	Strongly Disagree	0	0%	 <p>● Stron... ● Agree</p>
Choice	Number	Percentage																			
Strongly Agree	23	62.16%																			
Agree	12	32.43%																			
Uncertain	0	0%																			
Disagree	0	0%																			
Strongly Disagree	0	0%																			
16	Ideas and concepts were presented clearly	<table border="1"> <thead> <tr> <th>Choice</th> <th>Number</th> <th>Percentage</th> </tr> </thead> <tbody> <tr> <td>Strongly Agree</td> <td>27</td> <td>72.97%</td> </tr> <tr> <td>Agree</td> <td>8</td> <td>21.62%</td> </tr> <tr> <td>Uncertain</td> <td>0</td> <td>0%</td> </tr> <tr> <td>Disagree</td> <td>0</td> <td>0%</td> </tr> <tr> <td>Strongly Disagree</td> <td>0</td> <td>0%</td> </tr> </tbody> </table>	Choice	Number	Percentage	Strongly Agree	27	72.97%	Agree	8	21.62%	Uncertain	0	0%	Disagree	0	0%	Strongly Disagree	0	0%	 <p>● Stron... ● Agree</p>
Choice	Number	Percentage																			
Strongly Agree	27	72.97%																			
Agree	8	21.62%																			
Uncertain	0	0%																			
Disagree	0	0%																			
Strongly Disagree	0	0%																			
17	The method of assessment were reasonable	<table border="1"> <thead> <tr> <th>Choice</th> <th>Number</th> <th>Percentage</th> </tr> </thead> <tbody> <tr> <td>Strongly Agree</td> <td>30</td> <td>81.08%</td> </tr> <tr> <td>Agree</td> <td>5</td> <td>13.51%</td> </tr> <tr> <td>Uncertain</td> <td>0</td> <td>0%</td> </tr> <tr> <td>Disagree</td> <td>0</td> <td>0%</td> </tr> <tr> <td>Strongly Disagree</td> <td>0</td> <td>0%</td> </tr> </tbody> </table>	Choice	Number	Percentage	Strongly Agree	30	81.08%	Agree	5	13.51%	Uncertain	0	0%	Disagree	0	0%	Strongly Disagree	0	0%	 <p>● Stron... ● Agree</p>
Choice	Number	Percentage																			
Strongly Agree	30	81.08%																			
Agree	5	13.51%																			
Uncertain	0	0%																			
Disagree	0	0%																			
Strongly Disagree	0	0%																			
18	Feedback on assessment was timely	<table border="1"> <thead> <tr> <th>Choice</th> <th>Number</th> <th>Percentage</th> </tr> </thead> <tbody> <tr> <td>Strongly Agree</td> <td>27</td> <td>72.97%</td> </tr> <tr> <td>Agree</td> <td>8</td> <td>21.62%</td> </tr> <tr> <td>Uncertain</td> <td>0</td> <td>0%</td> </tr> <tr> <td>Disagree</td> <td>0</td> <td>0%</td> </tr> <tr> <td>Strongly Disagree</td> <td>0</td> <td>0%</td> </tr> </tbody> </table>	Choice	Number	Percentage	Strongly Agree	27	72.97%	Agree	8	21.62%	Uncertain	0	0%	Disagree	0	0%	Strongly Disagree	0	0%	 <p>● Stron... ● Agree</p>
Choice	Number	Percentage																			
Strongly Agree	27	72.97%																			
Agree	8	21.62%																			
Uncertain	0	0%																			
Disagree	0	0%																			
Strongly Disagree	0	0%																			
19	Feedback on assessment was helpful	<table border="1"> <thead> <tr> <th>Choice</th> <th>Number</th> <th>Percentage</th> </tr> </thead> <tbody> <tr> <td>Strongly Agree</td> <td>28</td> <td>75.68%</td> </tr> <tr> <td>Agree</td> <td>7</td> <td>18.92%</td> </tr> <tr> <td>Uncertain</td> <td>0</td> <td>0%</td> </tr> <tr> <td>Disagree</td> <td>0</td> <td>0%</td> </tr> <tr> <td>Strongly Disagree</td> <td>0</td> <td>0%</td> </tr> </tbody> </table>	Choice	Number	Percentage	Strongly Agree	28	75.68%	Agree	7	18.92%	Uncertain	0	0%	Disagree	0	0%	Strongly Disagree	0	0%	 <p>● Stron... ● Agree</p>
Choice	Number	Percentage																			
Strongly Agree	28	75.68%																			
Agree	7	18.92%																			
Uncertain	0	0%																			
Disagree	0	0%																			
Strongly Disagree	0	0%																			

20	I understood the lectures	<table border="1"> <thead> <tr> <th>Choice</th> <th>Number</th> <th>Percentage</th> </tr> </thead> <tbody> <tr> <td>Strongly Agree</td> <td>29</td> <td>78.38%</td> </tr> <tr> <td>Agree</td> <td>6</td> <td>16.22%</td> </tr> <tr> <td>Uncertain</td> <td>0</td> <td>0%</td> </tr> <tr> <td>Disagree</td> <td>0</td> <td>0%</td> </tr> <tr> <td>Strongly Disagree</td> <td>0</td> <td>0%</td> </tr> </tbody> </table>	Choice	Number	Percentage	Strongly Agree	29	78.38%	Agree	6	16.22%	Uncertain	0	0%	Disagree	0	0%	Strongly Disagree	0	0%	 <p>82.9%</p> <ul style="list-style-type: none"> ● Stron... ● Agree
Choice	Number	Percentage																			
Strongly Agree	29	78.38%																			
Agree	6	16.22%																			
Uncertain	0	0%																			
Disagree	0	0%																			
Strongly Disagree	0	0%																			
21	The material was well organized and presented	<table border="1"> <thead> <tr> <th>Choice</th> <th>Number</th> <th>Percentage</th> </tr> </thead> <tbody> <tr> <td>Strongly Agree</td> <td>26</td> <td>70.27%</td> </tr> <tr> <td>Agree</td> <td>9</td> <td>24.32%</td> </tr> <tr> <td>Uncertain</td> <td>0</td> <td>0%</td> </tr> <tr> <td>Disagree</td> <td>0</td> <td>0%</td> </tr> <tr> <td>Strongly Disagree</td> <td>0</td> <td>0%</td> </tr> </tbody> </table>	Choice	Number	Percentage	Strongly Agree	26	70.27%	Agree	9	24.32%	Uncertain	0	0%	Disagree	0	0%	Strongly Disagree	0	0%	 <p>74.3%</p> <ul style="list-style-type: none"> ● Stron... ● Agree
Choice	Number	Percentage																			
Strongly Agree	26	70.27%																			
Agree	9	24.32%																			
Uncertain	0	0%																			
Disagree	0	0%																			
Strongly Disagree	0	0%																			
22	The instructor was responsive to student needs and problems	<table border="1"> <thead> <tr> <th>Choice</th> <th>Number</th> <th>Percentage</th> </tr> </thead> <tbody> <tr> <td>Strongly Agree</td> <td>28</td> <td>75.68%</td> </tr> <tr> <td>Agree</td> <td>7</td> <td>18.92%</td> </tr> <tr> <td>Uncertain</td> <td>0</td> <td>0%</td> </tr> <tr> <td>Disagree</td> <td>0</td> <td>0%</td> </tr> <tr> <td>Strongly Disagree</td> <td>0</td> <td>0%</td> </tr> </tbody> </table>	Choice	Number	Percentage	Strongly Agree	28	75.68%	Agree	7	18.92%	Uncertain	0	0%	Disagree	0	0%	Strongly Disagree	0	0%	 <p>80%</p> <ul style="list-style-type: none"> ● Stron... ● Agree
Choice	Number	Percentage																			
Strongly Agree	28	75.68%																			
Agree	7	18.92%																			
Uncertain	0	0%																			
Disagree	0	0%																			
Strongly Disagree	0	0%																			
23	Had the instructor been regular throughout the course	<table border="1"> <thead> <tr> <th>Choice</th> <th>Number</th> <th>Percentage</th> </tr> </thead> <tbody> <tr> <td>Strongly Agree</td> <td>29</td> <td>78.38%</td> </tr> <tr> <td>Agree</td> <td>5</td> <td>13.51%</td> </tr> <tr> <td>Uncertain</td> <td>0</td> <td>0%</td> </tr> <tr> <td>Disagree</td> <td>0</td> <td>0%</td> </tr> <tr> <td>Strongly Disagree</td> <td>1</td> <td>2.7%</td> </tr> </tbody> </table>	Choice	Number	Percentage	Strongly Agree	29	78.38%	Agree	5	13.51%	Uncertain	0	0%	Disagree	0	0%	Strongly Disagree	1	2.7%	 <p>82.9%</p> <ul style="list-style-type: none"> ● Stron... ● Agree ● Stron...
Choice	Number	Percentage																			
Strongly Agree	29	78.38%																			
Agree	5	13.51%																			
Uncertain	0	0%																			
Disagree	0	0%																			
Strongly Disagree	1	2.7%																			
24	The material in the tutorials was useful	<table border="1"> <thead> <tr> <th>Choice</th> <th>Number</th> <th>Percentage</th> </tr> </thead> <tbody> <tr> <td>Strongly Agree</td> <td>25</td> <td>67.57%</td> </tr> <tr> <td>Agree</td> <td>10</td> <td>27.03%</td> </tr> <tr> <td>Uncertain</td> <td>0</td> <td>0%</td> </tr> <tr> <td>Disagree</td> <td>0</td> <td>0%</td> </tr> <tr> <td>Strongly Disagree</td> <td>0</td> <td>0%</td> </tr> </tbody> </table>	Choice	Number	Percentage	Strongly Agree	25	67.57%	Agree	10	27.03%	Uncertain	0	0%	Disagree	0	0%	Strongly Disagree	0	0%	 <p>71.4%</p> <ul style="list-style-type: none"> ● Stron... ● Agree
Choice	Number	Percentage																			
Strongly Agree	25	67.57%																			
Agree	10	27.03%																			
Uncertain	0	0%																			
Disagree	0	0%																			
Strongly Disagree	0	0%																			

25	I was happy with the amount of work needed for tutorials	<table border="1"> <thead> <tr> <th>Choice</th> <th>Number</th> <th>Percentage</th> </tr> </thead> <tbody> <tr> <td>Strongly Agree</td> <td>23</td> <td>62.16%</td> </tr> <tr> <td>Agree</td> <td>11</td> <td>29.73%</td> </tr> <tr> <td>Uncertain</td> <td>1</td> <td>2.7%</td> </tr> <tr> <td>Disagree</td> <td>0</td> <td>0%</td> </tr> <tr> <td>Strongly Disagree</td> <td>0</td> <td>0%</td> </tr> </tbody> </table>	Choice	Number	Percentage	Strongly Agree	23	62.16%	Agree	11	29.73%	Uncertain	1	2.7%	Disagree	0	0%	Strongly Disagree	0	0%	 <p> ● Stron... ● Agree ● Unce... </p>
Choice	Number	Percentage																			
Strongly Agree	23	62.16%																			
Agree	11	29.73%																			
Uncertain	1	2.7%																			
Disagree	0	0%																			
Strongly Disagree	0	0%																			
26	The tutor dealt effectively with my problems	<table border="1"> <thead> <tr> <th>Choice</th> <th>Number</th> <th>Percentage</th> </tr> </thead> <tbody> <tr> <td>Strongly Agree</td> <td>25</td> <td>67.57%</td> </tr> <tr> <td>Agree</td> <td>10</td> <td>27.03%</td> </tr> <tr> <td>Uncertain</td> <td>0</td> <td>0%</td> </tr> <tr> <td>Disagree</td> <td>0</td> <td>0%</td> </tr> <tr> <td>Strongly Disagree</td> <td>0</td> <td>0%</td> </tr> </tbody> </table>	Choice	Number	Percentage	Strongly Agree	25	67.57%	Agree	10	27.03%	Uncertain	0	0%	Disagree	0	0%	Strongly Disagree	0	0%	 <p> ● Stron... ● Agree </p>
Choice	Number	Percentage																			
Strongly Agree	25	67.57%																			
Agree	10	27.03%																			
Uncertain	0	0%																			
Disagree	0	0%																			
Strongly Disagree	0	0%																			
27	The material in the practicals was useful	<table border="1"> <thead> <tr> <th>Choice</th> <th>Number</th> <th>Percentage</th> </tr> </thead> <tbody> <tr> <td>Strongly Agree</td> <td>26</td> <td>70.27%</td> </tr> <tr> <td>Agree</td> <td>8</td> <td>21.62%</td> </tr> <tr> <td>Uncertain</td> <td>0</td> <td>0%</td> </tr> <tr> <td>Disagree</td> <td>0</td> <td>0%</td> </tr> <tr> <td>Strongly Disagree</td> <td>1</td> <td>2.7%</td> </tr> </tbody> </table>	Choice	Number	Percentage	Strongly Agree	26	70.27%	Agree	8	21.62%	Uncertain	0	0%	Disagree	0	0%	Strongly Disagree	1	2.7%	 <p> ● Stron... ● Agree ● Stron... </p>
Choice	Number	Percentage																			
Strongly Agree	26	70.27%																			
Agree	8	21.62%																			
Uncertain	0	0%																			
Disagree	0	0%																			
Strongly Disagree	1	2.7%																			
28	The demonstrators dealt effectively with my problems	<table border="1"> <thead> <tr> <th>Choice</th> <th>Number</th> <th>Percentage</th> </tr> </thead> <tbody> <tr> <td>Strongly Agree</td> <td>27</td> <td>72.97%</td> </tr> <tr> <td>Agree</td> <td>8</td> <td>21.62%</td> </tr> <tr> <td>Uncertain</td> <td>0</td> <td>0%</td> </tr> <tr> <td>Disagree</td> <td>0</td> <td>0%</td> </tr> <tr> <td>Strongly Disagree</td> <td>0</td> <td>0%</td> </tr> </tbody> </table>	Choice	Number	Percentage	Strongly Agree	27	72.97%	Agree	8	21.62%	Uncertain	0	0%	Disagree	0	0%	Strongly Disagree	0	0%	 <p> ● Stron... ● Agree </p>
Choice	Number	Percentage																			
Strongly Agree	27	72.97%																			
Agree	8	21.62%																			
Uncertain	0	0%																			
Disagree	0	0%																			
Strongly Disagree	0	0%																			

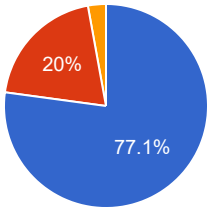
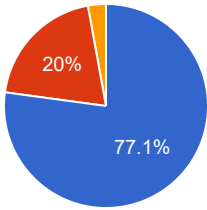
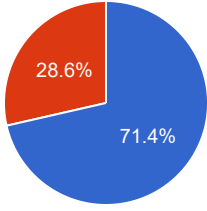
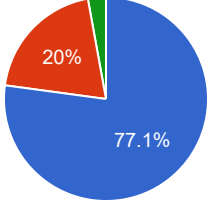
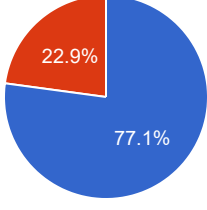
29	The best features of the Course were	Good Good Good good good teacher exp.... ok goood Good good until is not about the feature V GOOD Good Yes goood good good good no thing Good Good Good Yes good very excellent Excellent Good good very good Good. Great Good good Good
----	--------------------------------------	---

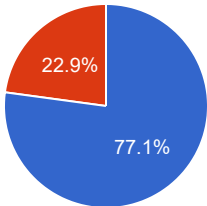
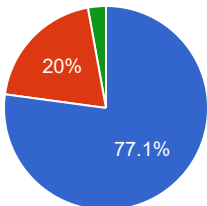
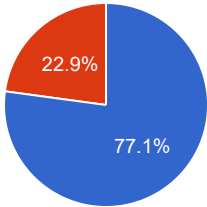
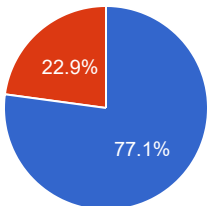
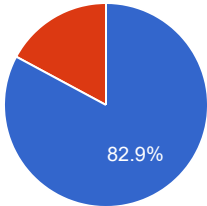
30	The Course could have been improved by	Good OK Good good v;good more exp..... ok goood Good good yes GOOD Good No goooddd yes good practice Good Good Good Complete good very excellent Excellent Good good very good Good. Great Good njice
----	--	---

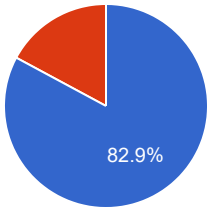
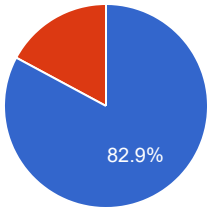
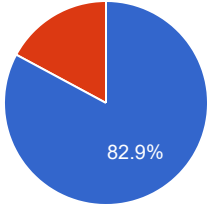
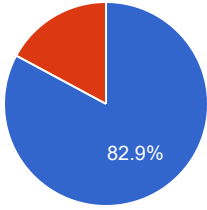
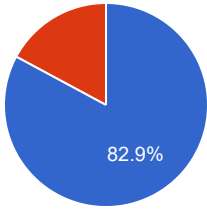
31	The University does not tolerate discrimination on any irrelevant distinction (e.g. race, age, gender) and is committed to work with diversity in a wholly positive way. Please indicate below anything in relation to this Course which may run counter to this objective	Good OK Good excellent ok goooooooooooooooood Good nothing V GOOD Good gooddd yes good nil Good Good Good Good good excellent Excellent Good. Great Good
----	--	--

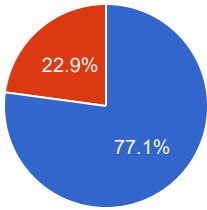
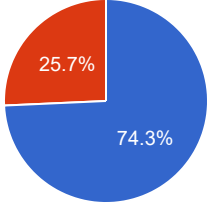
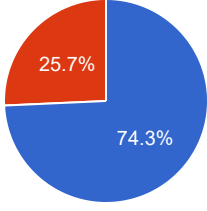
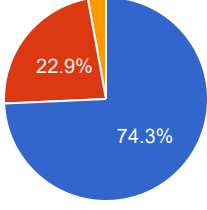
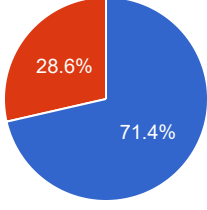
Course Evaluation - Program: 0278

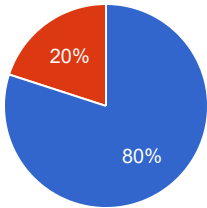
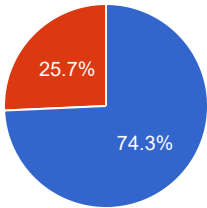
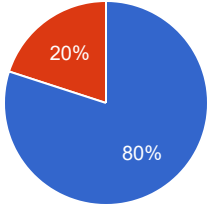
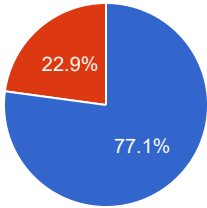
Teacher Name: ANEES IMTIAZ		Course ID: MTS-121 Course Title: Applied Mathematics - I		Session: 2018 Fall																			
Shift: Weekend -- Section: A		Total Strength: 107		Attempted: 38																			
S.No	Question	Opinions			Chart																		
1	The course objectives were clear	<table border="1"> <thead> <tr> <th>Choice</th> <th>Number</th> <th>Percentage</th> </tr> </thead> <tbody> <tr> <td>Strongly Agree</td> <td>32</td> <td>84.21%</td> </tr> <tr> <td>Agree</td> <td>3</td> <td>7.89%</td> </tr> <tr> <td>Uncertain</td> <td>0</td> <td>0%</td> </tr> <tr> <td>Disagree</td> <td>0</td> <td>0%</td> </tr> <tr> <td>Strongly Disagree</td> <td>0</td> <td>0%</td> </tr> </tbody> </table>	Choice	Number	Percentage	Strongly Agree	32	84.21%	Agree	3	7.89%	Uncertain	0	0%	Disagree	0	0%	Strongly Disagree	0	0%	<p>A pie chart representing the distribution of responses for question 1. The chart is divided into two segments: a large blue segment representing 'Strongly Agree' at 91.4%, and a smaller red segment representing 'Agree' at 7.89%. A legend to the right of the chart identifies the blue color with 'Stron...' and the red color with 'Agree'.</p>		
Choice	Number	Percentage																					
Strongly Agree	32	84.21%																					
Agree	3	7.89%																					
Uncertain	0	0%																					
Disagree	0	0%																					
Strongly Disagree	0	0%																					
2	The Course workload was manageable	<table border="1"> <thead> <tr> <th>Choice</th> <th>Number</th> <th>Percentage</th> </tr> </thead> <tbody> <tr> <td>Strongly Agree</td> <td>31</td> <td>81.58%</td> </tr> <tr> <td>Agree</td> <td>4</td> <td>10.53%</td> </tr> <tr> <td>Uncertain</td> <td>0</td> <td>0%</td> </tr> <tr> <td>Disagree</td> <td>0</td> <td>0%</td> </tr> <tr> <td>Strongly Disagree</td> <td>0</td> <td>0%</td> </tr> </tbody> </table>	Choice	Number	Percentage	Strongly Agree	31	81.58%	Agree	4	10.53%	Uncertain	0	0%	Disagree	0	0%	Strongly Disagree	0	0%	<p>A pie chart representing the distribution of responses for question 2. The chart is divided into two segments: a large blue segment representing 'Strongly Agree' at 88.6%, and a smaller red segment representing 'Agree' at 10.53%. A legend to the right of the chart identifies the blue color with 'Stron...' and the red color with 'Agree'.</p>		
Choice	Number	Percentage																					
Strongly Agree	31	81.58%																					
Agree	4	10.53%																					
Uncertain	0	0%																					
Disagree	0	0%																					
Strongly Disagree	0	0%																					
3	The Course was well organized (e.g. timely access to materials, notification of changes, etc.)	<table border="1"> <thead> <tr> <th>Choice</th> <th>Number</th> <th>Percentage</th> </tr> </thead> <tbody> <tr> <td>Strongly Agree</td> <td>29</td> <td>76.32%</td> </tr> <tr> <td>Agree</td> <td>6</td> <td>15.79%</td> </tr> <tr> <td>Uncertain</td> <td>0</td> <td>0%</td> </tr> <tr> <td>Disagree</td> <td>0</td> <td>0%</td> </tr> <tr> <td>Strongly Disagree</td> <td>0</td> <td>0%</td> </tr> </tbody> </table>	Choice	Number	Percentage	Strongly Agree	29	76.32%	Agree	6	15.79%	Uncertain	0	0%	Disagree	0	0%	Strongly Disagree	0	0%	<p>A pie chart representing the distribution of responses for question 3. The chart is divided into two segments: a large blue segment representing 'Strongly Agree' at 82.9%, and a smaller red segment representing 'Agree' at 15.79%. A legend to the right of the chart identifies the blue color with 'Stron...' and the red color with 'Agree'.</p>		
Choice	Number	Percentage																					
Strongly Agree	29	76.32%																					
Agree	6	15.79%																					
Uncertain	0	0%																					
Disagree	0	0%																					
Strongly Disagree	0	0%																					
4	I participated actively in the Course	<table border="1"> <thead> <tr> <th>Choice</th> <th>Number</th> <th>Percentage</th> </tr> </thead> <tbody> <tr> <td>Strongly Agree</td> <td>30</td> <td>78.95%</td> </tr> <tr> <td>Agree</td> <td>5</td> <td>13.16%</td> </tr> <tr> <td>Uncertain</td> <td>0</td> <td>0%</td> </tr> <tr> <td>Disagree</td> <td>0</td> <td>0%</td> </tr> <tr> <td>Strongly Disagree</td> <td>0</td> <td>0%</td> </tr> </tbody> </table>	Choice	Number	Percentage	Strongly Agree	30	78.95%	Agree	5	13.16%	Uncertain	0	0%	Disagree	0	0%	Strongly Disagree	0	0%	<p>A pie chart representing the distribution of responses for question 4. The chart is divided into two segments: a large blue segment representing 'Strongly Agree' at 85.7%, and a smaller red segment representing 'Agree' at 13.16%. A legend to the right of the chart identifies the blue color with 'Stron...' and the red color with 'Agree'.</p>		
Choice	Number	Percentage																					
Strongly Agree	30	78.95%																					
Agree	5	13.16%																					
Uncertain	0	0%																					
Disagree	0	0%																					
Strongly Disagree	0	0%																					

5	I think I have made progress in this Course	<table border="1"> <thead> <tr> <th>Choice</th> <th>Number</th> <th>Percentage</th> </tr> </thead> <tbody> <tr> <td>Strongly Agree</td> <td>27</td> <td>71.05%</td> </tr> <tr> <td>Agree</td> <td>7</td> <td>18.42%</td> </tr> <tr> <td>Uncertain</td> <td>1</td> <td>2.63%</td> </tr> <tr> <td>Disagree</td> <td>0</td> <td>0%</td> </tr> <tr> <td>Strongly Disagree</td> <td>0</td> <td>0%</td> </tr> </tbody> </table>	Choice	Number	Percentage	Strongly Agree	27	71.05%	Agree	7	18.42%	Uncertain	1	2.63%	Disagree	0	0%	Strongly Disagree	0	0%	 <p> ● Stron... ● Agree ● Unce... </p>
Choice	Number	Percentage																			
Strongly Agree	27	71.05%																			
Agree	7	18.42%																			
Uncertain	1	2.63%																			
Disagree	0	0%																			
Strongly Disagree	0	0%																			
6	I think the Course was well structured to achieve the learning outcomes (there was a good balance of lectures, tutorials, practical etc.)	<table border="1"> <thead> <tr> <th>Choice</th> <th>Number</th> <th>Percentage</th> </tr> </thead> <tbody> <tr> <td>Strongly Agree</td> <td>27</td> <td>71.05%</td> </tr> <tr> <td>Agree</td> <td>7</td> <td>18.42%</td> </tr> <tr> <td>Uncertain</td> <td>1</td> <td>2.63%</td> </tr> <tr> <td>Disagree</td> <td>0</td> <td>0%</td> </tr> <tr> <td>Strongly Disagree</td> <td>0</td> <td>0%</td> </tr> </tbody> </table>	Choice	Number	Percentage	Strongly Agree	27	71.05%	Agree	7	18.42%	Uncertain	1	2.63%	Disagree	0	0%	Strongly Disagree	0	0%	 <p> ● Stron... ● Agree ● Unce... </p>
Choice	Number	Percentage																			
Strongly Agree	27	71.05%																			
Agree	7	18.42%																			
Uncertain	1	2.63%																			
Disagree	0	0%																			
Strongly Disagree	0	0%																			
7	The learning and teaching methods encouraged participation	<table border="1"> <thead> <tr> <th>Choice</th> <th>Number</th> <th>Percentage</th> </tr> </thead> <tbody> <tr> <td>Strongly Agree</td> <td>25</td> <td>65.79%</td> </tr> <tr> <td>Agree</td> <td>10</td> <td>26.32%</td> </tr> <tr> <td>Uncertain</td> <td>0</td> <td>0%</td> </tr> <tr> <td>Disagree</td> <td>0</td> <td>0%</td> </tr> <tr> <td>Strongly Disagree</td> <td>0</td> <td>0%</td> </tr> </tbody> </table>	Choice	Number	Percentage	Strongly Agree	25	65.79%	Agree	10	26.32%	Uncertain	0	0%	Disagree	0	0%	Strongly Disagree	0	0%	 <p> ● Stron... ● Agree </p>
Choice	Number	Percentage																			
Strongly Agree	25	65.79%																			
Agree	10	26.32%																			
Uncertain	0	0%																			
Disagree	0	0%																			
Strongly Disagree	0	0%																			
8	The overall environment in the class was conducive to learning	<table border="1"> <thead> <tr> <th>Choice</th> <th>Number</th> <th>Percentage</th> </tr> </thead> <tbody> <tr> <td>Strongly Agree</td> <td>27</td> <td>71.05%</td> </tr> <tr> <td>Agree</td> <td>7</td> <td>18.42%</td> </tr> <tr> <td>Uncertain</td> <td>0</td> <td>0%</td> </tr> <tr> <td>Disagree</td> <td>1</td> <td>2.63%</td> </tr> <tr> <td>Strongly Disagree</td> <td>0</td> <td>0%</td> </tr> </tbody> </table>	Choice	Number	Percentage	Strongly Agree	27	71.05%	Agree	7	18.42%	Uncertain	0	0%	Disagree	1	2.63%	Strongly Disagree	0	0%	 <p> ● Stron... ● Agree ● Disa... </p>
Choice	Number	Percentage																			
Strongly Agree	27	71.05%																			
Agree	7	18.42%																			
Uncertain	0	0%																			
Disagree	1	2.63%																			
Strongly Disagree	0	0%																			
9	Classrooms were satisfactory	<table border="1"> <thead> <tr> <th>Choice</th> <th>Number</th> <th>Percentage</th> </tr> </thead> <tbody> <tr> <td>Strongly Agree</td> <td>27</td> <td>71.05%</td> </tr> <tr> <td>Agree</td> <td>8</td> <td>21.05%</td> </tr> <tr> <td>Uncertain</td> <td>0</td> <td>0%</td> </tr> <tr> <td>Disagree</td> <td>0</td> <td>0%</td> </tr> <tr> <td>Strongly Disagree</td> <td>0</td> <td>0%</td> </tr> </tbody> </table>	Choice	Number	Percentage	Strongly Agree	27	71.05%	Agree	8	21.05%	Uncertain	0	0%	Disagree	0	0%	Strongly Disagree	0	0%	 <p> ● Stron... ● Agree </p>
Choice	Number	Percentage																			
Strongly Agree	27	71.05%																			
Agree	8	21.05%																			
Uncertain	0	0%																			
Disagree	0	0%																			
Strongly Disagree	0	0%																			

10	Learning materials (Lesson Plans, Course Notes etc.) were relevant and useful	<table border="1"> <thead> <tr> <th>Choice</th> <th>Number</th> <th>Percentage</th> </tr> </thead> <tbody> <tr> <td>Strongly Agree</td> <td>27</td> <td>71.05%</td> </tr> <tr> <td>Agree</td> <td>8</td> <td>21.05%</td> </tr> <tr> <td>Uncertain</td> <td>0</td> <td>0%</td> </tr> <tr> <td>Disagree</td> <td>0</td> <td>0%</td> </tr> <tr> <td>Strongly Disagree</td> <td>0</td> <td>0%</td> </tr> </tbody> </table>	Choice	Number	Percentage	Strongly Agree	27	71.05%	Agree	8	21.05%	Uncertain	0	0%	Disagree	0	0%	Strongly Disagree	0	0%	 <p>● Stron... ● Agree</p>
Choice	Number	Percentage																			
Strongly Agree	27	71.05%																			
Agree	8	21.05%																			
Uncertain	0	0%																			
Disagree	0	0%																			
Strongly Disagree	0	0%																			
11	Recommended reading Books etc. were relevant and appropriate	<table border="1"> <thead> <tr> <th>Choice</th> <th>Number</th> <th>Percentage</th> </tr> </thead> <tbody> <tr> <td>Strongly Agree</td> <td>27</td> <td>71.05%</td> </tr> <tr> <td>Agree</td> <td>7</td> <td>18.42%</td> </tr> <tr> <td>Uncertain</td> <td>0</td> <td>0%</td> </tr> <tr> <td>Disagree</td> <td>1</td> <td>2.63%</td> </tr> <tr> <td>Strongly Disagree</td> <td>0</td> <td>0%</td> </tr> </tbody> </table>	Choice	Number	Percentage	Strongly Agree	27	71.05%	Agree	7	18.42%	Uncertain	0	0%	Disagree	1	2.63%	Strongly Disagree	0	0%	 <p>● Stron... ● Agree ● Disa...</p>
Choice	Number	Percentage																			
Strongly Agree	27	71.05%																			
Agree	7	18.42%																			
Uncertain	0	0%																			
Disagree	1	2.63%																			
Strongly Disagree	0	0%																			
12	The provision of learning resources in the library was adequate and appropriate	<table border="1"> <thead> <tr> <th>Choice</th> <th>Number</th> <th>Percentage</th> </tr> </thead> <tbody> <tr> <td>Strongly Agree</td> <td>27</td> <td>71.05%</td> </tr> <tr> <td>Agree</td> <td>8</td> <td>21.05%</td> </tr> <tr> <td>Uncertain</td> <td>0</td> <td>0%</td> </tr> <tr> <td>Disagree</td> <td>0</td> <td>0%</td> </tr> <tr> <td>Strongly Disagree</td> <td>0</td> <td>0%</td> </tr> </tbody> </table>	Choice	Number	Percentage	Strongly Agree	27	71.05%	Agree	8	21.05%	Uncertain	0	0%	Disagree	0	0%	Strongly Disagree	0	0%	 <p>● Stron... ● Agree</p>
Choice	Number	Percentage																			
Strongly Agree	27	71.05%																			
Agree	8	21.05%																			
Uncertain	0	0%																			
Disagree	0	0%																			
Strongly Disagree	0	0%																			
13	The provision of learning resources on the Web was adequate and appropriate (if relevant)	<table border="1"> <thead> <tr> <th>Choice</th> <th>Number</th> <th>Percentage</th> </tr> </thead> <tbody> <tr> <td>Strongly Agree</td> <td>27</td> <td>71.05%</td> </tr> <tr> <td>Agree</td> <td>8</td> <td>21.05%</td> </tr> <tr> <td>Uncertain</td> <td>0</td> <td>0%</td> </tr> <tr> <td>Disagree</td> <td>0</td> <td>0%</td> </tr> <tr> <td>Strongly Disagree</td> <td>0</td> <td>0%</td> </tr> </tbody> </table>	Choice	Number	Percentage	Strongly Agree	27	71.05%	Agree	8	21.05%	Uncertain	0	0%	Disagree	0	0%	Strongly Disagree	0	0%	 <p>● Stron... ● Agree</p>
Choice	Number	Percentage																			
Strongly Agree	27	71.05%																			
Agree	8	21.05%																			
Uncertain	0	0%																			
Disagree	0	0%																			
Strongly Disagree	0	0%																			
14	The Course stimulated my interest and thought on the subject area	<table border="1"> <thead> <tr> <th>Choice</th> <th>Number</th> <th>Percentage</th> </tr> </thead> <tbody> <tr> <td>Strongly Agree</td> <td>29</td> <td>76.32%</td> </tr> <tr> <td>Agree</td> <td>6</td> <td>15.79%</td> </tr> <tr> <td>Uncertain</td> <td>0</td> <td>0%</td> </tr> <tr> <td>Disagree</td> <td>0</td> <td>0%</td> </tr> <tr> <td>Strongly Disagree</td> <td>0</td> <td>0%</td> </tr> </tbody> </table>	Choice	Number	Percentage	Strongly Agree	29	76.32%	Agree	6	15.79%	Uncertain	0	0%	Disagree	0	0%	Strongly Disagree	0	0%	 <p>● Stron... ● Agree</p>
Choice	Number	Percentage																			
Strongly Agree	29	76.32%																			
Agree	6	15.79%																			
Uncertain	0	0%																			
Disagree	0	0%																			
Strongly Disagree	0	0%																			

15	The pace of the Course was appropriate	<table border="1"> <thead> <tr> <th>Choice</th> <th>Number</th> <th>Percentage</th> </tr> </thead> <tbody> <tr> <td>Strongly Agree</td> <td>29</td> <td>76.32%</td> </tr> <tr> <td>Agree</td> <td>6</td> <td>15.79%</td> </tr> <tr> <td>Uncertain</td> <td>0</td> <td>0%</td> </tr> <tr> <td>Disagree</td> <td>0</td> <td>0%</td> </tr> <tr> <td>Strongly Disagree</td> <td>0</td> <td>0%</td> </tr> </tbody> </table>	Choice	Number	Percentage	Strongly Agree	29	76.32%	Agree	6	15.79%	Uncertain	0	0%	Disagree	0	0%	Strongly Disagree	0	0%	 <p>82.9%</p> <ul style="list-style-type: none"> ● Stron... ● Agree
Choice	Number	Percentage																			
Strongly Agree	29	76.32%																			
Agree	6	15.79%																			
Uncertain	0	0%																			
Disagree	0	0%																			
Strongly Disagree	0	0%																			
16	Ideas and concepts were presented clearly	<table border="1"> <thead> <tr> <th>Choice</th> <th>Number</th> <th>Percentage</th> </tr> </thead> <tbody> <tr> <td>Strongly Agree</td> <td>29</td> <td>76.32%</td> </tr> <tr> <td>Agree</td> <td>6</td> <td>15.79%</td> </tr> <tr> <td>Uncertain</td> <td>0</td> <td>0%</td> </tr> <tr> <td>Disagree</td> <td>0</td> <td>0%</td> </tr> <tr> <td>Strongly Disagree</td> <td>0</td> <td>0%</td> </tr> </tbody> </table>	Choice	Number	Percentage	Strongly Agree	29	76.32%	Agree	6	15.79%	Uncertain	0	0%	Disagree	0	0%	Strongly Disagree	0	0%	 <p>82.9%</p> <ul style="list-style-type: none"> ● Stron... ● Agree
Choice	Number	Percentage																			
Strongly Agree	29	76.32%																			
Agree	6	15.79%																			
Uncertain	0	0%																			
Disagree	0	0%																			
Strongly Disagree	0	0%																			
17	The method of assessment were reasonable	<table border="1"> <thead> <tr> <th>Choice</th> <th>Number</th> <th>Percentage</th> </tr> </thead> <tbody> <tr> <td>Strongly Agree</td> <td>29</td> <td>76.32%</td> </tr> <tr> <td>Agree</td> <td>6</td> <td>15.79%</td> </tr> <tr> <td>Uncertain</td> <td>0</td> <td>0%</td> </tr> <tr> <td>Disagree</td> <td>0</td> <td>0%</td> </tr> <tr> <td>Strongly Disagree</td> <td>0</td> <td>0%</td> </tr> </tbody> </table>	Choice	Number	Percentage	Strongly Agree	29	76.32%	Agree	6	15.79%	Uncertain	0	0%	Disagree	0	0%	Strongly Disagree	0	0%	 <p>82.9%</p> <ul style="list-style-type: none"> ● Stron... ● Agree
Choice	Number	Percentage																			
Strongly Agree	29	76.32%																			
Agree	6	15.79%																			
Uncertain	0	0%																			
Disagree	0	0%																			
Strongly Disagree	0	0%																			
18	Feedback on assessment was timely	<table border="1"> <thead> <tr> <th>Choice</th> <th>Number</th> <th>Percentage</th> </tr> </thead> <tbody> <tr> <td>Strongly Agree</td> <td>29</td> <td>76.32%</td> </tr> <tr> <td>Agree</td> <td>6</td> <td>15.79%</td> </tr> <tr> <td>Uncertain</td> <td>0</td> <td>0%</td> </tr> <tr> <td>Disagree</td> <td>0</td> <td>0%</td> </tr> <tr> <td>Strongly Disagree</td> <td>0</td> <td>0%</td> </tr> </tbody> </table>	Choice	Number	Percentage	Strongly Agree	29	76.32%	Agree	6	15.79%	Uncertain	0	0%	Disagree	0	0%	Strongly Disagree	0	0%	 <p>82.9%</p> <ul style="list-style-type: none"> ● Stron... ● Agree
Choice	Number	Percentage																			
Strongly Agree	29	76.32%																			
Agree	6	15.79%																			
Uncertain	0	0%																			
Disagree	0	0%																			
Strongly Disagree	0	0%																			
19	Feedback on assessment was helpful	<table border="1"> <thead> <tr> <th>Choice</th> <th>Number</th> <th>Percentage</th> </tr> </thead> <tbody> <tr> <td>Strongly Agree</td> <td>29</td> <td>76.32%</td> </tr> <tr> <td>Agree</td> <td>6</td> <td>15.79%</td> </tr> <tr> <td>Uncertain</td> <td>0</td> <td>0%</td> </tr> <tr> <td>Disagree</td> <td>0</td> <td>0%</td> </tr> <tr> <td>Strongly Disagree</td> <td>0</td> <td>0%</td> </tr> </tbody> </table>	Choice	Number	Percentage	Strongly Agree	29	76.32%	Agree	6	15.79%	Uncertain	0	0%	Disagree	0	0%	Strongly Disagree	0	0%	 <p>82.9%</p> <ul style="list-style-type: none"> ● Stron... ● Agree
Choice	Number	Percentage																			
Strongly Agree	29	76.32%																			
Agree	6	15.79%																			
Uncertain	0	0%																			
Disagree	0	0%																			
Strongly Disagree	0	0%																			

20	I understood the lectures	<table border="1"> <thead> <tr> <th>Choice</th> <th>Number</th> <th>Percentage</th> </tr> </thead> <tbody> <tr> <td>Strongly Agree</td> <td>27</td> <td>71.05%</td> </tr> <tr> <td>Agree</td> <td>8</td> <td>21.05%</td> </tr> <tr> <td>Uncertain</td> <td>0</td> <td>0%</td> </tr> <tr> <td>Disagree</td> <td>0</td> <td>0%</td> </tr> <tr> <td>Strongly Disagree</td> <td>0</td> <td>0%</td> </tr> </tbody> </table>	Choice	Number	Percentage	Strongly Agree	27	71.05%	Agree	8	21.05%	Uncertain	0	0%	Disagree	0	0%	Strongly Disagree	0	0%	 <p>● Stron... ● Agree</p>
Choice	Number	Percentage																			
Strongly Agree	27	71.05%																			
Agree	8	21.05%																			
Uncertain	0	0%																			
Disagree	0	0%																			
Strongly Disagree	0	0%																			
21	The material was well organized and presented	<table border="1"> <thead> <tr> <th>Choice</th> <th>Number</th> <th>Percentage</th> </tr> </thead> <tbody> <tr> <td>Strongly Agree</td> <td>26</td> <td>68.42%</td> </tr> <tr> <td>Agree</td> <td>9</td> <td>23.68%</td> </tr> <tr> <td>Uncertain</td> <td>0</td> <td>0%</td> </tr> <tr> <td>Disagree</td> <td>0</td> <td>0%</td> </tr> <tr> <td>Strongly Disagree</td> <td>0</td> <td>0%</td> </tr> </tbody> </table>	Choice	Number	Percentage	Strongly Agree	26	68.42%	Agree	9	23.68%	Uncertain	0	0%	Disagree	0	0%	Strongly Disagree	0	0%	 <p>● Stron... ● Agree</p>
Choice	Number	Percentage																			
Strongly Agree	26	68.42%																			
Agree	9	23.68%																			
Uncertain	0	0%																			
Disagree	0	0%																			
Strongly Disagree	0	0%																			
22	The instructor was responsive to student needs and problems	<table border="1"> <thead> <tr> <th>Choice</th> <th>Number</th> <th>Percentage</th> </tr> </thead> <tbody> <tr> <td>Strongly Agree</td> <td>26</td> <td>68.42%</td> </tr> <tr> <td>Agree</td> <td>9</td> <td>23.68%</td> </tr> <tr> <td>Uncertain</td> <td>0</td> <td>0%</td> </tr> <tr> <td>Disagree</td> <td>0</td> <td>0%</td> </tr> <tr> <td>Strongly Disagree</td> <td>0</td> <td>0%</td> </tr> </tbody> </table>	Choice	Number	Percentage	Strongly Agree	26	68.42%	Agree	9	23.68%	Uncertain	0	0%	Disagree	0	0%	Strongly Disagree	0	0%	 <p>● Stron... ● Agree</p>
Choice	Number	Percentage																			
Strongly Agree	26	68.42%																			
Agree	9	23.68%																			
Uncertain	0	0%																			
Disagree	0	0%																			
Strongly Disagree	0	0%																			
23	Had the instructor been regular throughout the course	<table border="1"> <thead> <tr> <th>Choice</th> <th>Number</th> <th>Percentage</th> </tr> </thead> <tbody> <tr> <td>Strongly Agree</td> <td>26</td> <td>68.42%</td> </tr> <tr> <td>Agree</td> <td>8</td> <td>21.05%</td> </tr> <tr> <td>Uncertain</td> <td>1</td> <td>2.63%</td> </tr> <tr> <td>Disagree</td> <td>0</td> <td>0%</td> </tr> <tr> <td>Strongly Disagree</td> <td>0</td> <td>0%</td> </tr> </tbody> </table>	Choice	Number	Percentage	Strongly Agree	26	68.42%	Agree	8	21.05%	Uncertain	1	2.63%	Disagree	0	0%	Strongly Disagree	0	0%	 <p>● Stron... ● Agree ● Unce...</p>
Choice	Number	Percentage																			
Strongly Agree	26	68.42%																			
Agree	8	21.05%																			
Uncertain	1	2.63%																			
Disagree	0	0%																			
Strongly Disagree	0	0%																			
24	The material in the tutorials was useful	<table border="1"> <thead> <tr> <th>Choice</th> <th>Number</th> <th>Percentage</th> </tr> </thead> <tbody> <tr> <td>Strongly Agree</td> <td>25</td> <td>65.79%</td> </tr> <tr> <td>Agree</td> <td>10</td> <td>26.32%</td> </tr> <tr> <td>Uncertain</td> <td>0</td> <td>0%</td> </tr> <tr> <td>Disagree</td> <td>0</td> <td>0%</td> </tr> <tr> <td>Strongly Disagree</td> <td>0</td> <td>0%</td> </tr> </tbody> </table>	Choice	Number	Percentage	Strongly Agree	25	65.79%	Agree	10	26.32%	Uncertain	0	0%	Disagree	0	0%	Strongly Disagree	0	0%	 <p>● Stron... ● Agree</p>
Choice	Number	Percentage																			
Strongly Agree	25	65.79%																			
Agree	10	26.32%																			
Uncertain	0	0%																			
Disagree	0	0%																			
Strongly Disagree	0	0%																			

25	I was happy with the amount of work needed for tutorials	<table border="1"> <thead> <tr> <th>Choice</th> <th>Number</th> <th>Percentage</th> </tr> </thead> <tbody> <tr> <td>Strongly Agree</td> <td>28</td> <td>73.68%</td> </tr> <tr> <td>Agree</td> <td>7</td> <td>18.42%</td> </tr> <tr> <td>Uncertain</td> <td>0</td> <td>0%</td> </tr> <tr> <td>Disagree</td> <td>0</td> <td>0%</td> </tr> <tr> <td>Strongly Disagree</td> <td>0</td> <td>0%</td> </tr> </tbody> </table>	Choice	Number	Percentage	Strongly Agree	28	73.68%	Agree	7	18.42%	Uncertain	0	0%	Disagree	0	0%	Strongly Disagree	0	0%	<table border="1"> <thead> <tr> <th>Choice</th> <th>Number</th> <th>Percentage</th> </tr> </thead> <tbody> <tr> <td>Strongly Agree</td> <td>28</td> <td>73.68%</td> </tr> <tr> <td>Agree</td> <td>7</td> <td>18.42%</td> </tr> <tr> <td>Uncertain</td> <td>0</td> <td>0%</td> </tr> <tr> <td>Disagree</td> <td>0</td> <td>0%</td> </tr> <tr> <td>Strongly Disagree</td> <td>0</td> <td>0%</td> </tr> </tbody> </table>	Choice	Number	Percentage	Strongly Agree	28	73.68%	Agree	7	18.42%	Uncertain	0	0%	Disagree	0	0%	Strongly Disagree	0	0%	 <p>80% 20%</p> <p>● Stron... ● Agree</p>
Choice	Number	Percentage																																						
Strongly Agree	28	73.68%																																						
Agree	7	18.42%																																						
Uncertain	0	0%																																						
Disagree	0	0%																																						
Strongly Disagree	0	0%																																						
Choice	Number	Percentage																																						
Strongly Agree	28	73.68%																																						
Agree	7	18.42%																																						
Uncertain	0	0%																																						
Disagree	0	0%																																						
Strongly Disagree	0	0%																																						
26	The tutor dealt effectively with my problems	<table border="1"> <thead> <tr> <th>Choice</th> <th>Number</th> <th>Percentage</th> </tr> </thead> <tbody> <tr> <td>Strongly Agree</td> <td>26</td> <td>68.42%</td> </tr> <tr> <td>Agree</td> <td>9</td> <td>23.68%</td> </tr> <tr> <td>Uncertain</td> <td>0</td> <td>0%</td> </tr> <tr> <td>Disagree</td> <td>0</td> <td>0%</td> </tr> <tr> <td>Strongly Disagree</td> <td>0</td> <td>0%</td> </tr> </tbody> </table>	Choice	Number	Percentage	Strongly Agree	26	68.42%	Agree	9	23.68%	Uncertain	0	0%	Disagree	0	0%	Strongly Disagree	0	0%	<table border="1"> <thead> <tr> <th>Choice</th> <th>Number</th> <th>Percentage</th> </tr> </thead> <tbody> <tr> <td>Strongly Agree</td> <td>26</td> <td>68.42%</td> </tr> <tr> <td>Agree</td> <td>9</td> <td>23.68%</td> </tr> <tr> <td>Uncertain</td> <td>0</td> <td>0%</td> </tr> <tr> <td>Disagree</td> <td>0</td> <td>0%</td> </tr> <tr> <td>Strongly Disagree</td> <td>0</td> <td>0%</td> </tr> </tbody> </table>	Choice	Number	Percentage	Strongly Agree	26	68.42%	Agree	9	23.68%	Uncertain	0	0%	Disagree	0	0%	Strongly Disagree	0	0%	 <p>74.3% 25.7%</p> <p>● Stron... ● Agree</p>
Choice	Number	Percentage																																						
Strongly Agree	26	68.42%																																						
Agree	9	23.68%																																						
Uncertain	0	0%																																						
Disagree	0	0%																																						
Strongly Disagree	0	0%																																						
Choice	Number	Percentage																																						
Strongly Agree	26	68.42%																																						
Agree	9	23.68%																																						
Uncertain	0	0%																																						
Disagree	0	0%																																						
Strongly Disagree	0	0%																																						
27	The material in the practicals was useful	<table border="1"> <thead> <tr> <th>Choice</th> <th>Number</th> <th>Percentage</th> </tr> </thead> <tbody> <tr> <td>Strongly Agree</td> <td>28</td> <td>73.68%</td> </tr> <tr> <td>Agree</td> <td>7</td> <td>18.42%</td> </tr> <tr> <td>Uncertain</td> <td>0</td> <td>0%</td> </tr> <tr> <td>Disagree</td> <td>0</td> <td>0%</td> </tr> <tr> <td>Strongly Disagree</td> <td>0</td> <td>0%</td> </tr> </tbody> </table>	Choice	Number	Percentage	Strongly Agree	28	73.68%	Agree	7	18.42%	Uncertain	0	0%	Disagree	0	0%	Strongly Disagree	0	0%	<table border="1"> <thead> <tr> <th>Choice</th> <th>Number</th> <th>Percentage</th> </tr> </thead> <tbody> <tr> <td>Strongly Agree</td> <td>28</td> <td>73.68%</td> </tr> <tr> <td>Agree</td> <td>7</td> <td>18.42%</td> </tr> <tr> <td>Uncertain</td> <td>0</td> <td>0%</td> </tr> <tr> <td>Disagree</td> <td>0</td> <td>0%</td> </tr> <tr> <td>Strongly Disagree</td> <td>0</td> <td>0%</td> </tr> </tbody> </table>	Choice	Number	Percentage	Strongly Agree	28	73.68%	Agree	7	18.42%	Uncertain	0	0%	Disagree	0	0%	Strongly Disagree	0	0%	 <p>80% 20%</p> <p>● Stron... ● Agree</p>
Choice	Number	Percentage																																						
Strongly Agree	28	73.68%																																						
Agree	7	18.42%																																						
Uncertain	0	0%																																						
Disagree	0	0%																																						
Strongly Disagree	0	0%																																						
Choice	Number	Percentage																																						
Strongly Agree	28	73.68%																																						
Agree	7	18.42%																																						
Uncertain	0	0%																																						
Disagree	0	0%																																						
Strongly Disagree	0	0%																																						
28	The demonstrators dealt effectively with my problems	<table border="1"> <thead> <tr> <th>Choice</th> <th>Number</th> <th>Percentage</th> </tr> </thead> <tbody> <tr> <td>Strongly Agree</td> <td>27</td> <td>71.05%</td> </tr> <tr> <td>Agree</td> <td>8</td> <td>21.05%</td> </tr> <tr> <td>Uncertain</td> <td>0</td> <td>0%</td> </tr> <tr> <td>Disagree</td> <td>0</td> <td>0%</td> </tr> <tr> <td>Strongly Disagree</td> <td>0</td> <td>0%</td> </tr> </tbody> </table>	Choice	Number	Percentage	Strongly Agree	27	71.05%	Agree	8	21.05%	Uncertain	0	0%	Disagree	0	0%	Strongly Disagree	0	0%	<table border="1"> <thead> <tr> <th>Choice</th> <th>Number</th> <th>Percentage</th> </tr> </thead> <tbody> <tr> <td>Strongly Agree</td> <td>27</td> <td>71.05%</td> </tr> <tr> <td>Agree</td> <td>8</td> <td>21.05%</td> </tr> <tr> <td>Uncertain</td> <td>0</td> <td>0%</td> </tr> <tr> <td>Disagree</td> <td>0</td> <td>0%</td> </tr> <tr> <td>Strongly Disagree</td> <td>0</td> <td>0%</td> </tr> </tbody> </table>	Choice	Number	Percentage	Strongly Agree	27	71.05%	Agree	8	21.05%	Uncertain	0	0%	Disagree	0	0%	Strongly Disagree	0	0%	 <p>77.1% 22.9%</p> <p>● Stron... ● Agree</p>
Choice	Number	Percentage																																						
Strongly Agree	27	71.05%																																						
Agree	8	21.05%																																						
Uncertain	0	0%																																						
Disagree	0	0%																																						
Strongly Disagree	0	0%																																						
Choice	Number	Percentage																																						
Strongly Agree	27	71.05%																																						
Agree	8	21.05%																																						
Uncertain	0	0%																																						
Disagree	0	0%																																						
Strongly Disagree	0	0%																																						

29

The best features of the Course were

Good

OK

Good

good

this teacher is a good teacher for city university

all

good

good

very Good

good

many topic use in real life application

V GOOD

V GOOD

Good

Goof

gooddd

very good

good

good

good

no words

Excellent

Complete

GOOD

excellent

Excellent

Good

Good

good

very good

Good.

Excellent

Good

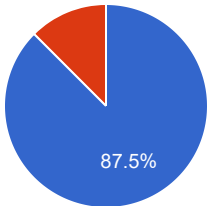

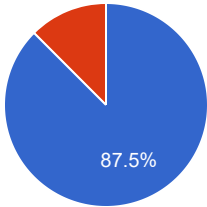
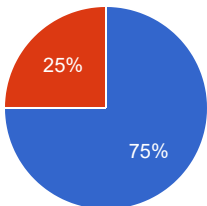

nice

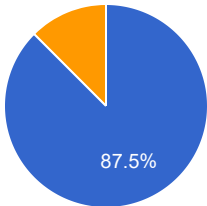
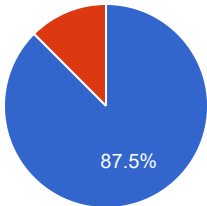



Good



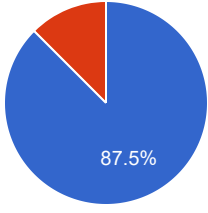
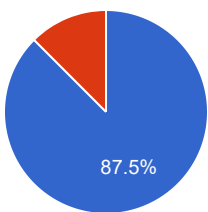
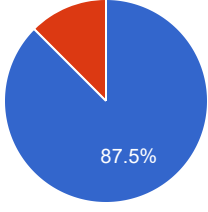
30	The Course could have been improved by	Good Good Good good g00d no need good good very Good good yes GOOD GOOD Good Sir good gooodd superb good studying and practice Excellent Yes VERY BEST TEACHER I SAW ALLAH GIVE ME AVERY TEACHER LIKE SIR ANEES excellent Excellent Good Good good very good Good. Excellent Good nice
----	--	---



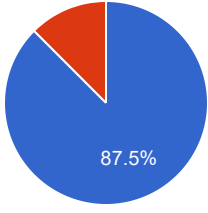

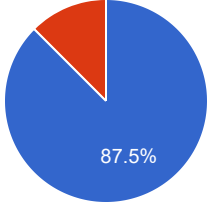
Course Evaluation - Program: 0278

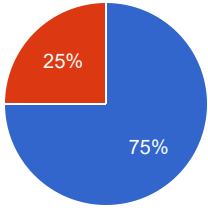
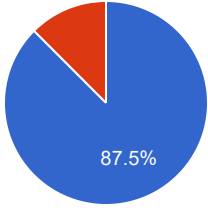
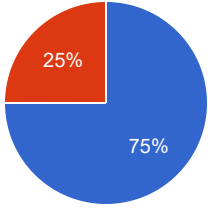
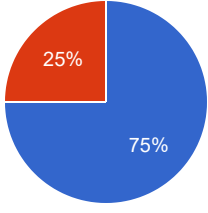
Teacher Name: ANEES IMTIAZ		Course ID: MTS-121 Course Title: Applied Mathematics - I		Session: 2018 Fall																			
Shift: Weekend -- Section: B		Total Strength: 107		Attempted: 9																			
S.No	Question	Opinions			Chart																		
1	The course objectives were clear	<table border="1"> <thead> <tr> <th>Choice</th> <th>Number</th> <th>Percentage</th> </tr> </thead> <tbody> <tr> <td>Strongly Agree</td> <td>8</td> <td>88.89%</td> </tr> <tr> <td>Agree</td> <td>0</td> <td>0%</td> </tr> <tr> <td>Uncertain</td> <td>0</td> <td>0%</td> </tr> <tr> <td>Disagree</td> <td>0</td> <td>0%</td> </tr> <tr> <td>Strongly Disagree</td> <td>0</td> <td>0%</td> </tr> </tbody> </table>	Choice	Number	Percentage	Strongly Agree	8	88.89%	Agree	0	0%	Uncertain	0	0%	Disagree	0	0%	Strongly Disagree	0	0%	<p>A pie chart with a single blue slice representing 100%. The legend shows a blue dot for 'Stron...' and a red dot for 'Agree'.</p>		
Choice	Number	Percentage																					
Strongly Agree	8	88.89%																					
Agree	0	0%																					
Uncertain	0	0%																					
Disagree	0	0%																					
Strongly Disagree	0	0%																					
2	The Course workload was manageable	<table border="1"> <thead> <tr> <th>Choice</th> <th>Number</th> <th>Percentage</th> </tr> </thead> <tbody> <tr> <td>Strongly Agree</td> <td>7</td> <td>77.78%</td> </tr> <tr> <td>Agree</td> <td>1</td> <td>11.11%</td> </tr> <tr> <td>Uncertain</td> <td>0</td> <td>0%</td> </tr> <tr> <td>Disagree</td> <td>0</td> <td>0%</td> </tr> <tr> <td>Strongly Disagree</td> <td>0</td> <td>0%</td> </tr> </tbody> </table>	Choice	Number	Percentage	Strongly Agree	7	77.78%	Agree	1	11.11%	Uncertain	0	0%	Disagree	0	0%	Strongly Disagree	0	0%	<p>A pie chart with a large blue slice (87.5%) and a smaller red slice (11.11%). The legend shows a blue dot for 'Stron...' and a red dot for 'Agree'.</p>		
Choice	Number	Percentage																					
Strongly Agree	7	77.78%																					
Agree	1	11.11%																					
Uncertain	0	0%																					
Disagree	0	0%																					
Strongly Disagree	0	0%																					
3	The Course was well organized (e.g. timely access to materials, notification of changes, etc.)	<table border="1"> <thead> <tr> <th>Choice</th> <th>Number</th> <th>Percentage</th> </tr> </thead> <tbody> <tr> <td>Strongly Agree</td> <td>7</td> <td>77.78%</td> </tr> <tr> <td>Agree</td> <td>1</td> <td>11.11%</td> </tr> <tr> <td>Uncertain</td> <td>0</td> <td>0%</td> </tr> <tr> <td>Disagree</td> <td>0</td> <td>0%</td> </tr> <tr> <td>Strongly Disagree</td> <td>0</td> <td>0%</td> </tr> </tbody> </table>	Choice	Number	Percentage	Strongly Agree	7	77.78%	Agree	1	11.11%	Uncertain	0	0%	Disagree	0	0%	Strongly Disagree	0	0%	<p>A pie chart with a large blue slice (87.5%) and a smaller red slice (11.11%). The legend shows a blue dot for 'Stron...' and a red dot for 'Agree'.</p>		
Choice	Number	Percentage																					
Strongly Agree	7	77.78%																					
Agree	1	11.11%																					
Uncertain	0	0%																					
Disagree	0	0%																					
Strongly Disagree	0	0%																					
4	I participated actively in the Course	<table border="1"> <thead> <tr> <th>Choice</th> <th>Number</th> <th>Percentage</th> </tr> </thead> <tbody> <tr> <td>Strongly Agree</td> <td>8</td> <td>88.89%</td> </tr> <tr> <td>Agree</td> <td>0</td> <td>0%</td> </tr> <tr> <td>Uncertain</td> <td>0</td> <td>0%</td> </tr> <tr> <td>Disagree</td> <td>0</td> <td>0%</td> </tr> <tr> <td>Strongly Disagree</td> <td>0</td> <td>0%</td> </tr> </tbody> </table>	Choice	Number	Percentage	Strongly Agree	8	88.89%	Agree	0	0%	Uncertain	0	0%	Disagree	0	0%	Strongly Disagree	0	0%	<p>A pie chart with a single blue slice representing 100%. The legend shows a blue dot for 'Stron...' and a red dot for 'Agree'.</p>		
Choice	Number	Percentage																					
Strongly Agree	8	88.89%																					
Agree	0	0%																					
Uncertain	0	0%																					
Disagree	0	0%																					
Strongly Disagree	0	0%																					

5	I think I have made progress in this Course	<table border="1"> <thead> <tr> <th>Choice</th> <th>Number</th> <th>Percentage</th> </tr> </thead> <tbody> <tr> <td>Strongly Agree</td> <td>7</td> <td>77.78%</td> </tr> <tr> <td>Agree</td> <td>1</td> <td>11.11%</td> </tr> <tr> <td>Uncertain</td> <td>0</td> <td>0%</td> </tr> <tr> <td>Disagree</td> <td>0</td> <td>0%</td> </tr> <tr> <td>Strongly Disagree</td> <td>0</td> <td>0%</td> </tr> </tbody> </table>	Choice	Number	Percentage	Strongly Agree	7	77.78%	Agree	1	11.11%	Uncertain	0	0%	Disagree	0	0%	Strongly Disagree	0	0%	 <p>87.5%</p> <ul style="list-style-type: none"> ● Stron... ● Agree
Choice	Number	Percentage																			
Strongly Agree	7	77.78%																			
Agree	1	11.11%																			
Uncertain	0	0%																			
Disagree	0	0%																			
Strongly Disagree	0	0%																			
6	I think the Course was well structured to achieve the learning outcomes (there was a good balance of lectures, tutorials, practical etc.)	<table border="1"> <thead> <tr> <th>Choice</th> <th>Number</th> <th>Percentage</th> </tr> </thead> <tbody> <tr> <td>Strongly Agree</td> <td>8</td> <td>88.89%</td> </tr> <tr> <td>Agree</td> <td>0</td> <td>0%</td> </tr> <tr> <td>Uncertain</td> <td>0</td> <td>0%</td> </tr> <tr> <td>Disagree</td> <td>0</td> <td>0%</td> </tr> <tr> <td>Strongly Disagree</td> <td>0</td> <td>0%</td> </tr> </tbody> </table>	Choice	Number	Percentage	Strongly Agree	8	88.89%	Agree	0	0%	Uncertain	0	0%	Disagree	0	0%	Strongly Disagree	0	0%	 <p>100%</p> <ul style="list-style-type: none"> ● Stron...
Choice	Number	Percentage																			
Strongly Agree	8	88.89%																			
Agree	0	0%																			
Uncertain	0	0%																			
Disagree	0	0%																			
Strongly Disagree	0	0%																			
7	The learning and teaching methods encouraged participation	<table border="1"> <thead> <tr> <th>Choice</th> <th>Number</th> <th>Percentage</th> </tr> </thead> <tbody> <tr> <td>Strongly Agree</td> <td>7</td> <td>77.78%</td> </tr> <tr> <td>Agree</td> <td>1</td> <td>11.11%</td> </tr> <tr> <td>Uncertain</td> <td>0</td> <td>0%</td> </tr> <tr> <td>Disagree</td> <td>0</td> <td>0%</td> </tr> <tr> <td>Strongly Disagree</td> <td>0</td> <td>0%</td> </tr> </tbody> </table>	Choice	Number	Percentage	Strongly Agree	7	77.78%	Agree	1	11.11%	Uncertain	0	0%	Disagree	0	0%	Strongly Disagree	0	0%	 <p>87.5%</p> <ul style="list-style-type: none"> ● Stron... ● Agree
Choice	Number	Percentage																			
Strongly Agree	7	77.78%																			
Agree	1	11.11%																			
Uncertain	0	0%																			
Disagree	0	0%																			
Strongly Disagree	0	0%																			
8	The overall environment in the class was conducive to learning	<table border="1"> <thead> <tr> <th>Choice</th> <th>Number</th> <th>Percentage</th> </tr> </thead> <tbody> <tr> <td>Strongly Agree</td> <td>6</td> <td>66.67%</td> </tr> <tr> <td>Agree</td> <td>2</td> <td>22.22%</td> </tr> <tr> <td>Uncertain</td> <td>0</td> <td>0%</td> </tr> <tr> <td>Disagree</td> <td>0</td> <td>0%</td> </tr> <tr> <td>Strongly Disagree</td> <td>0</td> <td>0%</td> </tr> </tbody> </table>	Choice	Number	Percentage	Strongly Agree	6	66.67%	Agree	2	22.22%	Uncertain	0	0%	Disagree	0	0%	Strongly Disagree	0	0%	 <p>75%</p> <p>25%</p> <ul style="list-style-type: none"> ● Stron... ● Agree
Choice	Number	Percentage																			
Strongly Agree	6	66.67%																			
Agree	2	22.22%																			
Uncertain	0	0%																			
Disagree	0	0%																			
Strongly Disagree	0	0%																			
9	Classrooms were satisfactory	<table border="1"> <thead> <tr> <th>Choice</th> <th>Number</th> <th>Percentage</th> </tr> </thead> <tbody> <tr> <td>Strongly Agree</td> <td>8</td> <td>88.89%</td> </tr> <tr> <td>Agree</td> <td>0</td> <td>0%</td> </tr> <tr> <td>Uncertain</td> <td>0</td> <td>0%</td> </tr> <tr> <td>Disagree</td> <td>0</td> <td>0%</td> </tr> <tr> <td>Strongly Disagree</td> <td>0</td> <td>0%</td> </tr> </tbody> </table>	Choice	Number	Percentage	Strongly Agree	8	88.89%	Agree	0	0%	Uncertain	0	0%	Disagree	0	0%	Strongly Disagree	0	0%	 <p>100%</p> <ul style="list-style-type: none"> ● Stron...
Choice	Number	Percentage																			
Strongly Agree	8	88.89%																			
Agree	0	0%																			
Uncertain	0	0%																			
Disagree	0	0%																			
Strongly Disagree	0	0%																			

10	Learning materials (Lesson Plans, Course Notes etc.) were relevant and useful	<table border="1"> <thead> <tr> <th>Choice</th> <th>Number</th> <th>Percentage</th> </tr> </thead> <tbody> <tr> <td>Strongly Agree</td> <td>7</td> <td>77.78%</td> </tr> <tr> <td>Agree</td> <td>0</td> <td>0%</td> </tr> <tr> <td>Uncertain</td> <td>1</td> <td>11.11%</td> </tr> <tr> <td>Disagree</td> <td>0</td> <td>0%</td> </tr> <tr> <td>Strongly Disagree</td> <td>0</td> <td>0%</td> </tr> </tbody> </table>	Choice	Number	Percentage	Strongly Agree	7	77.78%	Agree	0	0%	Uncertain	1	11.11%	Disagree	0	0%	Strongly Disagree	0	0%	 <p>87.5%</p> <ul style="list-style-type: none"> ● Stron... ● Unce...
Choice	Number	Percentage																			
Strongly Agree	7	77.78%																			
Agree	0	0%																			
Uncertain	1	11.11%																			
Disagree	0	0%																			
Strongly Disagree	0	0%																			
11	Recommended reading Books etc. were relevant and appropriate	<table border="1"> <thead> <tr> <th>Choice</th> <th>Number</th> <th>Percentage</th> </tr> </thead> <tbody> <tr> <td>Strongly Agree</td> <td>7</td> <td>77.78%</td> </tr> <tr> <td>Agree</td> <td>1</td> <td>11.11%</td> </tr> <tr> <td>Uncertain</td> <td>0</td> <td>0%</td> </tr> <tr> <td>Disagree</td> <td>0</td> <td>0%</td> </tr> <tr> <td>Strongly Disagree</td> <td>0</td> <td>0%</td> </tr> </tbody> </table>	Choice	Number	Percentage	Strongly Agree	7	77.78%	Agree	1	11.11%	Uncertain	0	0%	Disagree	0	0%	Strongly Disagree	0	0%	 <p>87.5%</p> <ul style="list-style-type: none"> ● Stron... ● Agree
Choice	Number	Percentage																			
Strongly Agree	7	77.78%																			
Agree	1	11.11%																			
Uncertain	0	0%																			
Disagree	0	0%																			
Strongly Disagree	0	0%																			
12	The provision of learning resources in the library was adequate and appropriate	<table border="1"> <thead> <tr> <th>Choice</th> <th>Number</th> <th>Percentage</th> </tr> </thead> <tbody> <tr> <td>Strongly Agree</td> <td>8</td> <td>88.89%</td> </tr> <tr> <td>Agree</td> <td>0</td> <td>0%</td> </tr> <tr> <td>Uncertain</td> <td>0</td> <td>0%</td> </tr> <tr> <td>Disagree</td> <td>0</td> <td>0%</td> </tr> <tr> <td>Strongly Disagree</td> <td>0</td> <td>0%</td> </tr> </tbody> </table>	Choice	Number	Percentage	Strongly Agree	8	88.89%	Agree	0	0%	Uncertain	0	0%	Disagree	0	0%	Strongly Disagree	0	0%	 <p>100%</p> <ul style="list-style-type: none"> ● Stron...
Choice	Number	Percentage																			
Strongly Agree	8	88.89%																			
Agree	0	0%																			
Uncertain	0	0%																			
Disagree	0	0%																			
Strongly Disagree	0	0%																			
13	The provision of learning resources on the Web was adequate and appropriate (if relevant)	<table border="1"> <thead> <tr> <th>Choice</th> <th>Number</th> <th>Percentage</th> </tr> </thead> <tbody> <tr> <td>Strongly Agree</td> <td>8</td> <td>88.89%</td> </tr> <tr> <td>Agree</td> <td>0</td> <td>0%</td> </tr> <tr> <td>Uncertain</td> <td>0</td> <td>0%</td> </tr> <tr> <td>Disagree</td> <td>0</td> <td>0%</td> </tr> <tr> <td>Strongly Disagree</td> <td>0</td> <td>0%</td> </tr> </tbody> </table>	Choice	Number	Percentage	Strongly Agree	8	88.89%	Agree	0	0%	Uncertain	0	0%	Disagree	0	0%	Strongly Disagree	0	0%	 <p>100%</p> <ul style="list-style-type: none"> ● Stron...
Choice	Number	Percentage																			
Strongly Agree	8	88.89%																			
Agree	0	0%																			
Uncertain	0	0%																			
Disagree	0	0%																			
Strongly Disagree	0	0%																			
14	The Course stimulated my interest and thought on the subject area	<table border="1"> <thead> <tr> <th>Choice</th> <th>Number</th> <th>Percentage</th> </tr> </thead> <tbody> <tr> <td>Strongly Agree</td> <td>8</td> <td>88.89%</td> </tr> <tr> <td>Agree</td> <td>0</td> <td>0%</td> </tr> <tr> <td>Uncertain</td> <td>0</td> <td>0%</td> </tr> <tr> <td>Disagree</td> <td>0</td> <td>0%</td> </tr> <tr> <td>Strongly Disagree</td> <td>0</td> <td>0%</td> </tr> </tbody> </table>	Choice	Number	Percentage	Strongly Agree	8	88.89%	Agree	0	0%	Uncertain	0	0%	Disagree	0	0%	Strongly Disagree	0	0%	 <p>100%</p> <ul style="list-style-type: none"> ● Stron...
Choice	Number	Percentage																			
Strongly Agree	8	88.89%																			
Agree	0	0%																			
Uncertain	0	0%																			
Disagree	0	0%																			
Strongly Disagree	0	0%																			

15	The pace of the Course was appropriate	<table border="1"> <thead> <tr> <th>Choice</th> <th>Number</th> <th>Percentage</th> </tr> </thead> <tbody> <tr> <td>Strongly Agree</td> <td>8</td> <td>88.89%</td> </tr> <tr> <td>Agree</td> <td>0</td> <td>0%</td> </tr> <tr> <td>Uncertain</td> <td>0</td> <td>0%</td> </tr> <tr> <td>Disagree</td> <td>0</td> <td>0%</td> </tr> <tr> <td>Strongly Disagree</td> <td>0</td> <td>0%</td> </tr> </tbody> </table>	Choice	Number	Percentage	Strongly Agree	8	88.89%	Agree	0	0%	Uncertain	0	0%	Disagree	0	0%	Strongly Disagree	0	0%	 <p>100%</p> <ul style="list-style-type: none"> ● Stron...
Choice	Number	Percentage																			
Strongly Agree	8	88.89%																			
Agree	0	0%																			
Uncertain	0	0%																			
Disagree	0	0%																			
Strongly Disagree	0	0%																			
16	Ideas and concepts were presented clearly	<table border="1"> <thead> <tr> <th>Choice</th> <th>Number</th> <th>Percentage</th> </tr> </thead> <tbody> <tr> <td>Strongly Agree</td> <td>8</td> <td>88.89%</td> </tr> <tr> <td>Agree</td> <td>0</td> <td>0%</td> </tr> <tr> <td>Uncertain</td> <td>0</td> <td>0%</td> </tr> <tr> <td>Disagree</td> <td>0</td> <td>0%</td> </tr> <tr> <td>Strongly Disagree</td> <td>0</td> <td>0%</td> </tr> </tbody> </table>	Choice	Number	Percentage	Strongly Agree	8	88.89%	Agree	0	0%	Uncertain	0	0%	Disagree	0	0%	Strongly Disagree	0	0%	 <p>100%</p> <ul style="list-style-type: none"> ● Stron...
Choice	Number	Percentage																			
Strongly Agree	8	88.89%																			
Agree	0	0%																			
Uncertain	0	0%																			
Disagree	0	0%																			
Strongly Disagree	0	0%																			
17	The method of assessment were reasonable	<table border="1"> <thead> <tr> <th>Choice</th> <th>Number</th> <th>Percentage</th> </tr> </thead> <tbody> <tr> <td>Strongly Agree</td> <td>7</td> <td>77.78%</td> </tr> <tr> <td>Agree</td> <td>1</td> <td>11.11%</td> </tr> <tr> <td>Uncertain</td> <td>0</td> <td>0%</td> </tr> <tr> <td>Disagree</td> <td>0</td> <td>0%</td> </tr> <tr> <td>Strongly Disagree</td> <td>0</td> <td>0%</td> </tr> </tbody> </table>	Choice	Number	Percentage	Strongly Agree	7	77.78%	Agree	1	11.11%	Uncertain	0	0%	Disagree	0	0%	Strongly Disagree	0	0%	 <p>87.5%</p> <ul style="list-style-type: none"> ● Stron... ● Agree
Choice	Number	Percentage																			
Strongly Agree	7	77.78%																			
Agree	1	11.11%																			
Uncertain	0	0%																			
Disagree	0	0%																			
Strongly Disagree	0	0%																			
18	Feedback on assessment was timely	<table border="1"> <thead> <tr> <th>Choice</th> <th>Number</th> <th>Percentage</th> </tr> </thead> <tbody> <tr> <td>Strongly Agree</td> <td>7</td> <td>77.78%</td> </tr> <tr> <td>Agree</td> <td>1</td> <td>11.11%</td> </tr> <tr> <td>Uncertain</td> <td>0</td> <td>0%</td> </tr> <tr> <td>Disagree</td> <td>0</td> <td>0%</td> </tr> <tr> <td>Strongly Disagree</td> <td>0</td> <td>0%</td> </tr> </tbody> </table>	Choice	Number	Percentage	Strongly Agree	7	77.78%	Agree	1	11.11%	Uncertain	0	0%	Disagree	0	0%	Strongly Disagree	0	0%	 <p>87.5%</p> <ul style="list-style-type: none"> ● Stron... ● Agree
Choice	Number	Percentage																			
Strongly Agree	7	77.78%																			
Agree	1	11.11%																			
Uncertain	0	0%																			
Disagree	0	0%																			
Strongly Disagree	0	0%																			
19	Feedback on assessment was helpful	<table border="1"> <thead> <tr> <th>Choice</th> <th>Number</th> <th>Percentage</th> </tr> </thead> <tbody> <tr> <td>Strongly Agree</td> <td>7</td> <td>77.78%</td> </tr> <tr> <td>Agree</td> <td>1</td> <td>11.11%</td> </tr> <tr> <td>Uncertain</td> <td>0</td> <td>0%</td> </tr> <tr> <td>Disagree</td> <td>0</td> <td>0%</td> </tr> <tr> <td>Strongly Disagree</td> <td>0</td> <td>0%</td> </tr> </tbody> </table>	Choice	Number	Percentage	Strongly Agree	7	77.78%	Agree	1	11.11%	Uncertain	0	0%	Disagree	0	0%	Strongly Disagree	0	0%	 <p>87.5%</p> <ul style="list-style-type: none"> ● Stron... ● Agree
Choice	Number	Percentage																			
Strongly Agree	7	77.78%																			
Agree	1	11.11%																			
Uncertain	0	0%																			
Disagree	0	0%																			
Strongly Disagree	0	0%																			

20	I understood the lectures	<table border="1"> <thead> <tr> <th>Choice</th> <th>Number</th> <th>Percentage</th> </tr> </thead> <tbody> <tr> <td>Strongly Agree</td> <td>8</td> <td>88.89%</td> </tr> <tr> <td>Agree</td> <td>0</td> <td>0%</td> </tr> <tr> <td>Uncertain</td> <td>0</td> <td>0%</td> </tr> <tr> <td>Disagree</td> <td>0</td> <td>0%</td> </tr> <tr> <td>Strongly Disagree</td> <td>0</td> <td>0%</td> </tr> </tbody> </table>	Choice	Number	Percentage	Strongly Agree	8	88.89%	Agree	0	0%	Uncertain	0	0%	Disagree	0	0%	Strongly Disagree	0	0%	 <p>100%</p> <ul style="list-style-type: none"> ● Stron...
Choice	Number	Percentage																			
Strongly Agree	8	88.89%																			
Agree	0	0%																			
Uncertain	0	0%																			
Disagree	0	0%																			
Strongly Disagree	0	0%																			
21	The material was well organized and presented	<table border="1"> <thead> <tr> <th>Choice</th> <th>Number</th> <th>Percentage</th> </tr> </thead> <tbody> <tr> <td>Strongly Agree</td> <td>8</td> <td>88.89%</td> </tr> <tr> <td>Agree</td> <td>0</td> <td>0%</td> </tr> <tr> <td>Uncertain</td> <td>0</td> <td>0%</td> </tr> <tr> <td>Disagree</td> <td>0</td> <td>0%</td> </tr> <tr> <td>Strongly Disagree</td> <td>0</td> <td>0%</td> </tr> </tbody> </table>	Choice	Number	Percentage	Strongly Agree	8	88.89%	Agree	0	0%	Uncertain	0	0%	Disagree	0	0%	Strongly Disagree	0	0%	 <p>100%</p> <ul style="list-style-type: none"> ● Stron...
Choice	Number	Percentage																			
Strongly Agree	8	88.89%																			
Agree	0	0%																			
Uncertain	0	0%																			
Disagree	0	0%																			
Strongly Disagree	0	0%																			
22	The instructor was responsive to student needs and problems	<table border="1"> <thead> <tr> <th>Choice</th> <th>Number</th> <th>Percentage</th> </tr> </thead> <tbody> <tr> <td>Strongly Agree</td> <td>7</td> <td>77.78%</td> </tr> <tr> <td>Agree</td> <td>1</td> <td>11.11%</td> </tr> <tr> <td>Uncertain</td> <td>0</td> <td>0%</td> </tr> <tr> <td>Disagree</td> <td>0</td> <td>0%</td> </tr> <tr> <td>Strongly Disagree</td> <td>0</td> <td>0%</td> </tr> </tbody> </table>	Choice	Number	Percentage	Strongly Agree	7	77.78%	Agree	1	11.11%	Uncertain	0	0%	Disagree	0	0%	Strongly Disagree	0	0%	 <p>87.5%</p> <ul style="list-style-type: none"> ● Stron... ● Agree
Choice	Number	Percentage																			
Strongly Agree	7	77.78%																			
Agree	1	11.11%																			
Uncertain	0	0%																			
Disagree	0	0%																			
Strongly Disagree	0	0%																			
23	Had the instructor been regular throughout the course	<table border="1"> <thead> <tr> <th>Choice</th> <th>Number</th> <th>Percentage</th> </tr> </thead> <tbody> <tr> <td>Strongly Agree</td> <td>8</td> <td>88.89%</td> </tr> <tr> <td>Agree</td> <td>0</td> <td>0%</td> </tr> <tr> <td>Uncertain</td> <td>0</td> <td>0%</td> </tr> <tr> <td>Disagree</td> <td>0</td> <td>0%</td> </tr> <tr> <td>Strongly Disagree</td> <td>0</td> <td>0%</td> </tr> </tbody> </table>	Choice	Number	Percentage	Strongly Agree	8	88.89%	Agree	0	0%	Uncertain	0	0%	Disagree	0	0%	Strongly Disagree	0	0%	 <p>100%</p> <ul style="list-style-type: none"> ● Stron...
Choice	Number	Percentage																			
Strongly Agree	8	88.89%																			
Agree	0	0%																			
Uncertain	0	0%																			
Disagree	0	0%																			
Strongly Disagree	0	0%																			
24	The material in the tutorials was useful	<table border="1"> <thead> <tr> <th>Choice</th> <th>Number</th> <th>Percentage</th> </tr> </thead> <tbody> <tr> <td>Strongly Agree</td> <td>7</td> <td>77.78%</td> </tr> <tr> <td>Agree</td> <td>1</td> <td>11.11%</td> </tr> <tr> <td>Uncertain</td> <td>0</td> <td>0%</td> </tr> <tr> <td>Disagree</td> <td>0</td> <td>0%</td> </tr> <tr> <td>Strongly Disagree</td> <td>0</td> <td>0%</td> </tr> </tbody> </table>	Choice	Number	Percentage	Strongly Agree	7	77.78%	Agree	1	11.11%	Uncertain	0	0%	Disagree	0	0%	Strongly Disagree	0	0%	 <p>87.5%</p> <ul style="list-style-type: none"> ● Stron... ● Agree
Choice	Number	Percentage																			
Strongly Agree	7	77.78%																			
Agree	1	11.11%																			
Uncertain	0	0%																			
Disagree	0	0%																			
Strongly Disagree	0	0%																			

25	I was happy with the amount of work needed for tutorials	<table border="1"> <thead> <tr> <th>Choice</th> <th>Number</th> <th>Percentage</th> </tr> </thead> <tbody> <tr> <td>Strongly Agree</td> <td>6</td> <td>66.67%</td> </tr> <tr> <td>Agree</td> <td>2</td> <td>22.22%</td> </tr> <tr> <td>Uncertain</td> <td>0</td> <td>0%</td> </tr> <tr> <td>Disagree</td> <td>0</td> <td>0%</td> </tr> <tr> <td>Strongly Disagree</td> <td>0</td> <td>0%</td> </tr> </tbody> </table>	Choice	Number	Percentage	Strongly Agree	6	66.67%	Agree	2	22.22%	Uncertain	0	0%	Disagree	0	0%	Strongly Disagree	0	0%	 <p>● Stron... ● Agree</p>
Choice	Number	Percentage																			
Strongly Agree	6	66.67%																			
Agree	2	22.22%																			
Uncertain	0	0%																			
Disagree	0	0%																			
Strongly Disagree	0	0%																			
26	The tutor dealt effectively with my problems	<table border="1"> <thead> <tr> <th>Choice</th> <th>Number</th> <th>Percentage</th> </tr> </thead> <tbody> <tr> <td>Strongly Agree</td> <td>7</td> <td>77.78%</td> </tr> <tr> <td>Agree</td> <td>1</td> <td>11.11%</td> </tr> <tr> <td>Uncertain</td> <td>0</td> <td>0%</td> </tr> <tr> <td>Disagree</td> <td>0</td> <td>0%</td> </tr> <tr> <td>Strongly Disagree</td> <td>0</td> <td>0%</td> </tr> </tbody> </table>	Choice	Number	Percentage	Strongly Agree	7	77.78%	Agree	1	11.11%	Uncertain	0	0%	Disagree	0	0%	Strongly Disagree	0	0%	 <p>● Stron... ● Agree</p>
Choice	Number	Percentage																			
Strongly Agree	7	77.78%																			
Agree	1	11.11%																			
Uncertain	0	0%																			
Disagree	0	0%																			
Strongly Disagree	0	0%																			
27	The material in the practicals was useful	<table border="1"> <thead> <tr> <th>Choice</th> <th>Number</th> <th>Percentage</th> </tr> </thead> <tbody> <tr> <td>Strongly Agree</td> <td>6</td> <td>66.67%</td> </tr> <tr> <td>Agree</td> <td>2</td> <td>22.22%</td> </tr> <tr> <td>Uncertain</td> <td>0</td> <td>0%</td> </tr> <tr> <td>Disagree</td> <td>0</td> <td>0%</td> </tr> <tr> <td>Strongly Disagree</td> <td>0</td> <td>0%</td> </tr> </tbody> </table>	Choice	Number	Percentage	Strongly Agree	6	66.67%	Agree	2	22.22%	Uncertain	0	0%	Disagree	0	0%	Strongly Disagree	0	0%	 <p>● Stron... ● Agree</p>
Choice	Number	Percentage																			
Strongly Agree	6	66.67%																			
Agree	2	22.22%																			
Uncertain	0	0%																			
Disagree	0	0%																			
Strongly Disagree	0	0%																			
28	The demonstrators dealt effectively with my problems	<table border="1"> <thead> <tr> <th>Choice</th> <th>Number</th> <th>Percentage</th> </tr> </thead> <tbody> <tr> <td>Strongly Agree</td> <td>6</td> <td>66.67%</td> </tr> <tr> <td>Agree</td> <td>2</td> <td>22.22%</td> </tr> <tr> <td>Uncertain</td> <td>0</td> <td>0%</td> </tr> <tr> <td>Disagree</td> <td>0</td> <td>0%</td> </tr> <tr> <td>Strongly Disagree</td> <td>0</td> <td>0%</td> </tr> </tbody> </table>	Choice	Number	Percentage	Strongly Agree	6	66.67%	Agree	2	22.22%	Uncertain	0	0%	Disagree	0	0%	Strongly Disagree	0	0%	 <p>● Stron... ● Agree</p>
Choice	Number	Percentage																			
Strongly Agree	6	66.67%																			
Agree	2	22.22%																			
Uncertain	0	0%																			
Disagree	0	0%																			
Strongly Disagree	0	0%																			
29	The best features of the Course were	<p>g well</p> <p>Overall subject is good yes the course</p> <p>g g GOOD</p>																			

30	The Course could have been improved by	g well teaching Anees Imtiaz yes yes g g GOOD
31	The University does not tolerate discrimination on any irrelevant distinction (e.g. race, age, gender) and is committed to work with diversity in a wholly positive way. Please indicate below anything in relation to this Course which may run counter to this objective	g Agree gender yes g g GOOD