
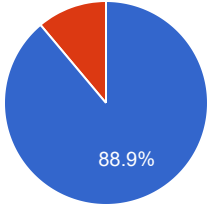
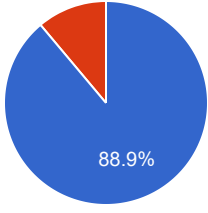
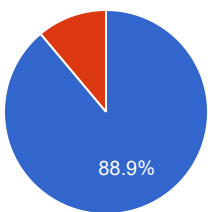
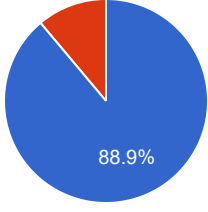
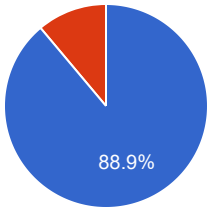
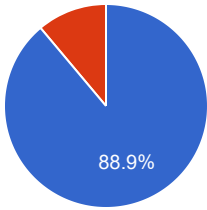


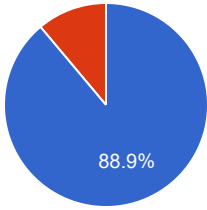
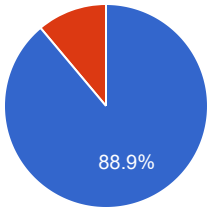
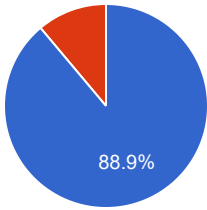
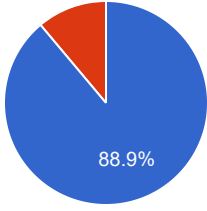
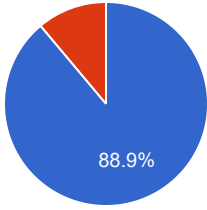
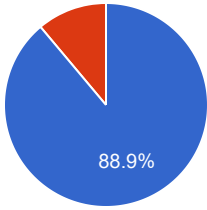


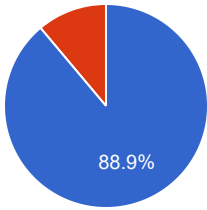
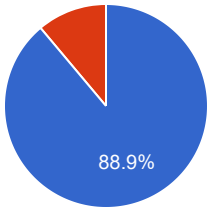


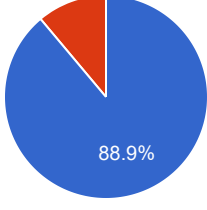
Course Evaluation - Program: 0238

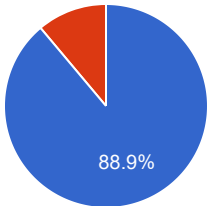

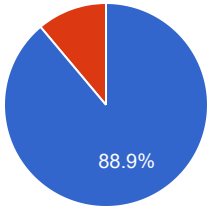
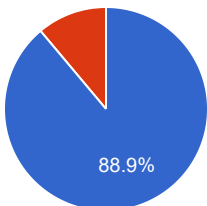
| Teacher Name: MUHAMMAD ZEESHAN AHMAD KHAN | | Course ID: ECO-401 Course Title: Managerial Economics | | Session: 2018 Fall | | | | | | | | | | | | | | | | | | | |
|---|--|---|--------|--------------------|------------|----------------|---|--------|-------|---|--------|-----------|---|----|----------|---|----|-------------------|---|----|--|--|--|
| Shift: After noon -- Section: | | Total Strength: 24 | | Attempted: 9 | | | | | | | | | | | | | | | | | | | |
| S.No | Question | Opinions | | | Chart | | | | | | | | | | | | | | | | | | |
| 1 | The course objectives were clear | <table border="1"> <thead> <tr> <th>Choice</th> <th>Number</th> <th>Percentage</th> </tr> </thead> <tbody> <tr> <td>Strongly Agree</td> <td>9</td> <td>100%</td> </tr> <tr> <td>Agree</td> <td>0</td> <td>0%</td> </tr> <tr> <td>Uncertain</td> <td>0</td> <td>0%</td> </tr> <tr> <td>Disagree</td> <td>0</td> <td>0%</td> </tr> <tr> <td>Strongly Disagree</td> <td>0</td> <td>0%</td> </tr> </tbody> </table> | Choice | Number | Percentage | Strongly Agree | 9 | 100% | Agree | 0 | 0% | Uncertain | 0 | 0% | Disagree | 0 | 0% | Strongly Disagree | 0 | 0% | <p>A pie chart with a single blue slice representing 100%. The legend shows a blue dot for 'Stron...' and a red dot for 'Agree'.</p> | | |
| Choice | Number | Percentage | | | | | | | | | | | | | | | | | | | | | |
| Strongly Agree | 9 | 100% | | | | | | | | | | | | | | | | | | | | | |
| Agree | 0 | 0% | | | | | | | | | | | | | | | | | | | | | |
| Uncertain | 0 | 0% | | | | | | | | | | | | | | | | | | | | | |
| Disagree | 0 | 0% | | | | | | | | | | | | | | | | | | | | | |
| Strongly Disagree | 0 | 0% | | | | | | | | | | | | | | | | | | | | | |
| 2 | The Course workload was manageable | <table border="1"> <thead> <tr> <th>Choice</th> <th>Number</th> <th>Percentage</th> </tr> </thead> <tbody> <tr> <td>Strongly Agree</td> <td>8</td> <td>88.89%</td> </tr> <tr> <td>Agree</td> <td>1</td> <td>11.11%</td> </tr> <tr> <td>Uncertain</td> <td>0</td> <td>0%</td> </tr> <tr> <td>Disagree</td> <td>0</td> <td>0%</td> </tr> <tr> <td>Strongly Disagree</td> <td>0</td> <td>0%</td> </tr> </tbody> </table> | Choice | Number | Percentage | Strongly Agree | 8 | 88.89% | Agree | 1 | 11.11% | Uncertain | 0 | 0% | Disagree | 0 | 0% | Strongly Disagree | 0 | 0% | <p>A pie chart with a large blue slice (88.9%) and a smaller red slice (11.11%). The legend shows a blue dot for 'Stron...' and a red dot for 'Agree'.</p> | | |
| Choice | Number | Percentage | | | | | | | | | | | | | | | | | | | | | |
| Strongly Agree | 8 | 88.89% | | | | | | | | | | | | | | | | | | | | | |
| Agree | 1 | 11.11% | | | | | | | | | | | | | | | | | | | | | |
| Uncertain | 0 | 0% | | | | | | | | | | | | | | | | | | | | | |
| Disagree | 0 | 0% | | | | | | | | | | | | | | | | | | | | | |
| Strongly Disagree | 0 | 0% | | | | | | | | | | | | | | | | | | | | | |
| 3 | The Course was well organized (e.g. timely access to materials, notification of changes, etc.) | <table border="1"> <thead> <tr> <th>Choice</th> <th>Number</th> <th>Percentage</th> </tr> </thead> <tbody> <tr> <td>Strongly Agree</td> <td>9</td> <td>100%</td> </tr> <tr> <td>Agree</td> <td>0</td> <td>0%</td> </tr> <tr> <td>Uncertain</td> <td>0</td> <td>0%</td> </tr> <tr> <td>Disagree</td> <td>0</td> <td>0%</td> </tr> <tr> <td>Strongly Disagree</td> <td>0</td> <td>0%</td> </tr> </tbody> </table> | Choice | Number | Percentage | Strongly Agree | 9 | 100% | Agree | 0 | 0% | Uncertain | 0 | 0% | Disagree | 0 | 0% | Strongly Disagree | 0 | 0% | <p>A pie chart with a single blue slice representing 100%. The legend shows a blue dot for 'Stron...' and a red dot for 'Agree'.</p> | | |
| Choice | Number | Percentage | | | | | | | | | | | | | | | | | | | | | |
| Strongly Agree | 9 | 100% | | | | | | | | | | | | | | | | | | | | | |
| Agree | 0 | 0% | | | | | | | | | | | | | | | | | | | | | |
| Uncertain | 0 | 0% | | | | | | | | | | | | | | | | | | | | | |
| Disagree | 0 | 0% | | | | | | | | | | | | | | | | | | | | | |
| Strongly Disagree | 0 | 0% | | | | | | | | | | | | | | | | | | | | | |
| 4 | I participated actively in the Course | <table border="1"> <thead> <tr> <th>Choice</th> <th>Number</th> <th>Percentage</th> </tr> </thead> <tbody> <tr> <td>Strongly Agree</td> <td>8</td> <td>88.89%</td> </tr> <tr> <td>Agree</td> <td>1</td> <td>11.11%</td> </tr> <tr> <td>Uncertain</td> <td>0</td> <td>0%</td> </tr> <tr> <td>Disagree</td> <td>0</td> <td>0%</td> </tr> <tr> <td>Strongly Disagree</td> <td>0</td> <td>0%</td> </tr> </tbody> </table> | Choice | Number | Percentage | Strongly Agree | 8 | 88.89% | Agree | 1 | 11.11% | Uncertain | 0 | 0% | Disagree | 0 | 0% | Strongly Disagree | 0 | 0% | <p>A pie chart with a large blue slice (88.9%) and a smaller red slice (11.11%). The legend shows a blue dot for 'Stron...' and a red dot for 'Agree'.</p> | | |
| Choice | Number | Percentage | | | | | | | | | | | | | | | | | | | | | |
| Strongly Agree | 8 | 88.89% | | | | | | | | | | | | | | | | | | | | | |
| Agree | 1 | 11.11% | | | | | | | | | | | | | | | | | | | | | |
| Uncertain | 0 | 0% | | | | | | | | | | | | | | | | | | | | | |
| Disagree | 0 | 0% | | | | | | | | | | | | | | | | | | | | | |
| Strongly Disagree | 0 | 0% | | | | | | | | | | | | | | | | | | | | | |

| 5 | I think I have made progress in this Course | <table border="1"> <thead> <tr> <th>Choice</th> <th>Number</th> <th>Percentage</th> </tr> </thead> <tbody> <tr> <td>Strongly Agree</td> <td>9</td> <td>100%</td> </tr> <tr> <td>Agree</td> <td>0</td> <td>0%</td> </tr> <tr> <td>Uncertain</td> <td>0</td> <td>0%</td> </tr> <tr> <td>Disagree</td> <td>0</td> <td>0%</td> </tr> <tr> <td>Strongly Disagree</td> <td>0</td> <td>0%</td> </tr> </tbody> </table> | Choice | Number | Percentage | Strongly Agree | 9 | 100% | Agree | 0 | 0% | Uncertain | 0 | 0% | Disagree | 0 | 0% | Strongly Disagree | 0 | 0% |  <p>100%</p> <ul style="list-style-type: none"> ● Stron... |
|-------------------|---|---|--------|--------|------------|----------------|---|--------|-------|---|--------|-----------|---|----|----------|---|----|-------------------|---|----|--|
| Choice | Number | Percentage | | | | | | | | | | | | | | | | | | | |
| Strongly Agree | 9 | 100% | | | | | | | | | | | | | | | | | | | |
| Agree | 0 | 0% | | | | | | | | | | | | | | | | | | | |
| Uncertain | 0 | 0% | | | | | | | | | | | | | | | | | | | |
| Disagree | 0 | 0% | | | | | | | | | | | | | | | | | | | |
| Strongly Disagree | 0 | 0% | | | | | | | | | | | | | | | | | | | |
| 6 | I think the Course was well structured to achieve the learning outcomes (there was a good balance of lectures, tutorials, practical etc.) | <table border="1"> <thead> <tr> <th>Choice</th> <th>Number</th> <th>Percentage</th> </tr> </thead> <tbody> <tr> <td>Strongly Agree</td> <td>8</td> <td>88.89%</td> </tr> <tr> <td>Agree</td> <td>1</td> <td>11.11%</td> </tr> <tr> <td>Uncertain</td> <td>0</td> <td>0%</td> </tr> <tr> <td>Disagree</td> <td>0</td> <td>0%</td> </tr> <tr> <td>Strongly Disagree</td> <td>0</td> <td>0%</td> </tr> </tbody> </table> | Choice | Number | Percentage | Strongly Agree | 8 | 88.89% | Agree | 1 | 11.11% | Uncertain | 0 | 0% | Disagree | 0 | 0% | Strongly Disagree | 0 | 0% |  <p>88.9%</p> <ul style="list-style-type: none"> ● Stron... ● Agree |
| Choice | Number | Percentage | | | | | | | | | | | | | | | | | | | |
| Strongly Agree | 8 | 88.89% | | | | | | | | | | | | | | | | | | | |
| Agree | 1 | 11.11% | | | | | | | | | | | | | | | | | | | |
| Uncertain | 0 | 0% | | | | | | | | | | | | | | | | | | | |
| Disagree | 0 | 0% | | | | | | | | | | | | | | | | | | | |
| Strongly Disagree | 0 | 0% | | | | | | | | | | | | | | | | | | | |
| 7 | The learning and teaching methods encouraged participation | <table border="1"> <thead> <tr> <th>Choice</th> <th>Number</th> <th>Percentage</th> </tr> </thead> <tbody> <tr> <td>Strongly Agree</td> <td>8</td> <td>88.89%</td> </tr> <tr> <td>Agree</td> <td>1</td> <td>11.11%</td> </tr> <tr> <td>Uncertain</td> <td>0</td> <td>0%</td> </tr> <tr> <td>Disagree</td> <td>0</td> <td>0%</td> </tr> <tr> <td>Strongly Disagree</td> <td>0</td> <td>0%</td> </tr> </tbody> </table> | Choice | Number | Percentage | Strongly Agree | 8 | 88.89% | Agree | 1 | 11.11% | Uncertain | 0 | 0% | Disagree | 0 | 0% | Strongly Disagree | 0 | 0% |  <p>88.9%</p> <ul style="list-style-type: none"> ● Stron... ● Agree |
| Choice | Number | Percentage | | | | | | | | | | | | | | | | | | | |
| Strongly Agree | 8 | 88.89% | | | | | | | | | | | | | | | | | | | |
| Agree | 1 | 11.11% | | | | | | | | | | | | | | | | | | | |
| Uncertain | 0 | 0% | | | | | | | | | | | | | | | | | | | |
| Disagree | 0 | 0% | | | | | | | | | | | | | | | | | | | |
| Strongly Disagree | 0 | 0% | | | | | | | | | | | | | | | | | | | |
| 8 | The overall environment in the class was conducive to learning | <table border="1"> <thead> <tr> <th>Choice</th> <th>Number</th> <th>Percentage</th> </tr> </thead> <tbody> <tr> <td>Strongly Agree</td> <td>8</td> <td>88.89%</td> </tr> <tr> <td>Agree</td> <td>1</td> <td>11.11%</td> </tr> <tr> <td>Uncertain</td> <td>0</td> <td>0%</td> </tr> <tr> <td>Disagree</td> <td>0</td> <td>0%</td> </tr> <tr> <td>Strongly Disagree</td> <td>0</td> <td>0%</td> </tr> </tbody> </table> | Choice | Number | Percentage | Strongly Agree | 8 | 88.89% | Agree | 1 | 11.11% | Uncertain | 0 | 0% | Disagree | 0 | 0% | Strongly Disagree | 0 | 0% |  <p>88.9%</p> <ul style="list-style-type: none"> ● Stron... ● Agree |
| Choice | Number | Percentage | | | | | | | | | | | | | | | | | | | |
| Strongly Agree | 8 | 88.89% | | | | | | | | | | | | | | | | | | | |
| Agree | 1 | 11.11% | | | | | | | | | | | | | | | | | | | |
| Uncertain | 0 | 0% | | | | | | | | | | | | | | | | | | | |
| Disagree | 0 | 0% | | | | | | | | | | | | | | | | | | | |
| Strongly Disagree | 0 | 0% | | | | | | | | | | | | | | | | | | | |
| 9 | Classrooms were satisfactory | <table border="1"> <thead> <tr> <th>Choice</th> <th>Number</th> <th>Percentage</th> </tr> </thead> <tbody> <tr> <td>Strongly Agree</td> <td>8</td> <td>88.89%</td> </tr> <tr> <td>Agree</td> <td>1</td> <td>11.11%</td> </tr> <tr> <td>Uncertain</td> <td>0</td> <td>0%</td> </tr> <tr> <td>Disagree</td> <td>0</td> <td>0%</td> </tr> <tr> <td>Strongly Disagree</td> <td>0</td> <td>0%</td> </tr> </tbody> </table> | Choice | Number | Percentage | Strongly Agree | 8 | 88.89% | Agree | 1 | 11.11% | Uncertain | 0 | 0% | Disagree | 0 | 0% | Strongly Disagree | 0 | 0% |  <p>88.9%</p> <ul style="list-style-type: none"> ● Stron... ● Agree |
| Choice | Number | Percentage | | | | | | | | | | | | | | | | | | | |
| Strongly Agree | 8 | 88.89% | | | | | | | | | | | | | | | | | | | |
| Agree | 1 | 11.11% | | | | | | | | | | | | | | | | | | | |
| Uncertain | 0 | 0% | | | | | | | | | | | | | | | | | | | |
| Disagree | 0 | 0% | | | | | | | | | | | | | | | | | | | |
| Strongly Disagree | 0 | 0% | | | | | | | | | | | | | | | | | | | |

| 10 | Learning materials (Lesson Plans, Course Notes etc.) were relevant and useful | <table border="1"> <thead> <tr> <th>Choice</th> <th>Number</th> <th>Percentage</th> </tr> </thead> <tbody> <tr> <td>Strongly Agree</td> <td>8</td> <td>88.89%</td> </tr> <tr> <td>Agree</td> <td>1</td> <td>11.11%</td> </tr> <tr> <td>Uncertain</td> <td>0</td> <td>0%</td> </tr> <tr> <td>Disagree</td> <td>0</td> <td>0%</td> </tr> <tr> <td>Strongly Disagree</td> <td>0</td> <td>0%</td> </tr> </tbody> </table> | Choice | Number | Percentage | Strongly Agree | 8 | 88.89% | Agree | 1 | 11.11% | Uncertain | 0 | 0% | Disagree | 0 | 0% | Strongly Disagree | 0 | 0% |  <p>88.9%</p> <ul style="list-style-type: none"> ● Stron... ● Agree |
|-------------------|--|---|--------|--------|------------|----------------|---|--------|-------|---|--------|-----------|---|----|----------|---|----|-------------------|---|----|--|
| Choice | Number | Percentage | | | | | | | | | | | | | | | | | | | |
| Strongly Agree | 8 | 88.89% | | | | | | | | | | | | | | | | | | | |
| Agree | 1 | 11.11% | | | | | | | | | | | | | | | | | | | |
| Uncertain | 0 | 0% | | | | | | | | | | | | | | | | | | | |
| Disagree | 0 | 0% | | | | | | | | | | | | | | | | | | | |
| Strongly Disagree | 0 | 0% | | | | | | | | | | | | | | | | | | | |
| 11 | Recommended reading Books etc. were relevant and appropriate | <table border="1"> <thead> <tr> <th>Choice</th> <th>Number</th> <th>Percentage</th> </tr> </thead> <tbody> <tr> <td>Strongly Agree</td> <td>8</td> <td>88.89%</td> </tr> <tr> <td>Agree</td> <td>1</td> <td>11.11%</td> </tr> <tr> <td>Uncertain</td> <td>0</td> <td>0%</td> </tr> <tr> <td>Disagree</td> <td>0</td> <td>0%</td> </tr> <tr> <td>Strongly Disagree</td> <td>0</td> <td>0%</td> </tr> </tbody> </table> | Choice | Number | Percentage | Strongly Agree | 8 | 88.89% | Agree | 1 | 11.11% | Uncertain | 0 | 0% | Disagree | 0 | 0% | Strongly Disagree | 0 | 0% |  <p>88.9%</p> <ul style="list-style-type: none"> ● Stron... ● Agree |
| Choice | Number | Percentage | | | | | | | | | | | | | | | | | | | |
| Strongly Agree | 8 | 88.89% | | | | | | | | | | | | | | | | | | | |
| Agree | 1 | 11.11% | | | | | | | | | | | | | | | | | | | |
| Uncertain | 0 | 0% | | | | | | | | | | | | | | | | | | | |
| Disagree | 0 | 0% | | | | | | | | | | | | | | | | | | | |
| Strongly Disagree | 0 | 0% | | | | | | | | | | | | | | | | | | | |
| 12 | The provision of learning resources in the library was adequate and appropriate | <table border="1"> <thead> <tr> <th>Choice</th> <th>Number</th> <th>Percentage</th> </tr> </thead> <tbody> <tr> <td>Strongly Agree</td> <td>9</td> <td>100%</td> </tr> <tr> <td>Agree</td> <td>0</td> <td>0%</td> </tr> <tr> <td>Uncertain</td> <td>0</td> <td>0%</td> </tr> <tr> <td>Disagree</td> <td>0</td> <td>0%</td> </tr> <tr> <td>Strongly Disagree</td> <td>0</td> <td>0%</td> </tr> </tbody> </table> | Choice | Number | Percentage | Strongly Agree | 9 | 100% | Agree | 0 | 0% | Uncertain | 0 | 0% | Disagree | 0 | 0% | Strongly Disagree | 0 | 0% |  <p>100%</p> <ul style="list-style-type: none"> ● Stron... |
| Choice | Number | Percentage | | | | | | | | | | | | | | | | | | | |
| Strongly Agree | 9 | 100% | | | | | | | | | | | | | | | | | | | |
| Agree | 0 | 0% | | | | | | | | | | | | | | | | | | | |
| Uncertain | 0 | 0% | | | | | | | | | | | | | | | | | | | |
| Disagree | 0 | 0% | | | | | | | | | | | | | | | | | | | |
| Strongly Disagree | 0 | 0% | | | | | | | | | | | | | | | | | | | |
| 13 | The provision of learning resources on the Web was adequate and appropriate (if relevant) | <table border="1"> <thead> <tr> <th>Choice</th> <th>Number</th> <th>Percentage</th> </tr> </thead> <tbody> <tr> <td>Strongly Agree</td> <td>9</td> <td>100%</td> </tr> <tr> <td>Agree</td> <td>0</td> <td>0%</td> </tr> <tr> <td>Uncertain</td> <td>0</td> <td>0%</td> </tr> <tr> <td>Disagree</td> <td>0</td> <td>0%</td> </tr> <tr> <td>Strongly Disagree</td> <td>0</td> <td>0%</td> </tr> </tbody> </table> | Choice | Number | Percentage | Strongly Agree | 9 | 100% | Agree | 0 | 0% | Uncertain | 0 | 0% | Disagree | 0 | 0% | Strongly Disagree | 0 | 0% |  <p>100%</p> <ul style="list-style-type: none"> ● Stron... |
| Choice | Number | Percentage | | | | | | | | | | | | | | | | | | | |
| Strongly Agree | 9 | 100% | | | | | | | | | | | | | | | | | | | |
| Agree | 0 | 0% | | | | | | | | | | | | | | | | | | | |
| Uncertain | 0 | 0% | | | | | | | | | | | | | | | | | | | |
| Disagree | 0 | 0% | | | | | | | | | | | | | | | | | | | |
| Strongly Disagree | 0 | 0% | | | | | | | | | | | | | | | | | | | |
| 14 | The Course stimulated my interest and thought on the subject area | <table border="1"> <thead> <tr> <th>Choice</th> <th>Number</th> <th>Percentage</th> </tr> </thead> <tbody> <tr> <td>Strongly Agree</td> <td>8</td> <td>88.89%</td> </tr> <tr> <td>Agree</td> <td>1</td> <td>11.11%</td> </tr> <tr> <td>Uncertain</td> <td>0</td> <td>0%</td> </tr> <tr> <td>Disagree</td> <td>0</td> <td>0%</td> </tr> <tr> <td>Strongly Disagree</td> <td>0</td> <td>0%</td> </tr> </tbody> </table> | Choice | Number | Percentage | Strongly Agree | 8 | 88.89% | Agree | 1 | 11.11% | Uncertain | 0 | 0% | Disagree | 0 | 0% | Strongly Disagree | 0 | 0% |  <p>88.9%</p> <ul style="list-style-type: none"> ● Stron... ● Agree |
| Choice | Number | Percentage | | | | | | | | | | | | | | | | | | | |
| Strongly Agree | 8 | 88.89% | | | | | | | | | | | | | | | | | | | |
| Agree | 1 | 11.11% | | | | | | | | | | | | | | | | | | | |
| Uncertain | 0 | 0% | | | | | | | | | | | | | | | | | | | |
| Disagree | 0 | 0% | | | | | | | | | | | | | | | | | | | |
| Strongly Disagree | 0 | 0% | | | | | | | | | | | | | | | | | | | |

| 15 | The pace of the Course was appropriate | <table border="1"> <thead> <tr> <th>Choice</th> <th>Number</th> <th>Percentage</th> </tr> </thead> <tbody> <tr> <td>Strongly Agree</td> <td>8</td> <td>88.89%</td> </tr> <tr> <td>Agree</td> <td>1</td> <td>11.11%</td> </tr> <tr> <td>Uncertain</td> <td>0</td> <td>0%</td> </tr> <tr> <td>Disagree</td> <td>0</td> <td>0%</td> </tr> <tr> <td>Strongly Disagree</td> <td>0</td> <td>0%</td> </tr> </tbody> </table> | Choice | Number | Percentage | Strongly Agree | 8 | 88.89% | Agree | 1 | 11.11% | Uncertain | 0 | 0% | Disagree | 0 | 0% | Strongly Disagree | 0 | 0% |  <p>88.9%</p> <ul style="list-style-type: none"> ● Stron... ● Agree |
|-------------------|---|---|--------|--------|------------|----------------|---|--------|-------|---|--------|-----------|---|----|----------|---|----|-------------------|---|----|--|
| Choice | Number | Percentage | | | | | | | | | | | | | | | | | | | |
| Strongly Agree | 8 | 88.89% | | | | | | | | | | | | | | | | | | | |
| Agree | 1 | 11.11% | | | | | | | | | | | | | | | | | | | |
| Uncertain | 0 | 0% | | | | | | | | | | | | | | | | | | | |
| Disagree | 0 | 0% | | | | | | | | | | | | | | | | | | | |
| Strongly Disagree | 0 | 0% | | | | | | | | | | | | | | | | | | | |
| 16 | Ideas and concepts were presented clearly | <table border="1"> <thead> <tr> <th>Choice</th> <th>Number</th> <th>Percentage</th> </tr> </thead> <tbody> <tr> <td>Strongly Agree</td> <td>8</td> <td>88.89%</td> </tr> <tr> <td>Agree</td> <td>1</td> <td>11.11%</td> </tr> <tr> <td>Uncertain</td> <td>0</td> <td>0%</td> </tr> <tr> <td>Disagree</td> <td>0</td> <td>0%</td> </tr> <tr> <td>Strongly Disagree</td> <td>0</td> <td>0%</td> </tr> </tbody> </table> | Choice | Number | Percentage | Strongly Agree | 8 | 88.89% | Agree | 1 | 11.11% | Uncertain | 0 | 0% | Disagree | 0 | 0% | Strongly Disagree | 0 | 0% |  <p>88.9%</p> <ul style="list-style-type: none"> ● Stron... ● Agree |
| Choice | Number | Percentage | | | | | | | | | | | | | | | | | | | |
| Strongly Agree | 8 | 88.89% | | | | | | | | | | | | | | | | | | | |
| Agree | 1 | 11.11% | | | | | | | | | | | | | | | | | | | |
| Uncertain | 0 | 0% | | | | | | | | | | | | | | | | | | | |
| Disagree | 0 | 0% | | | | | | | | | | | | | | | | | | | |
| Strongly Disagree | 0 | 0% | | | | | | | | | | | | | | | | | | | |
| 17 | The method of assessment were reasonable | <table border="1"> <thead> <tr> <th>Choice</th> <th>Number</th> <th>Percentage</th> </tr> </thead> <tbody> <tr> <td>Strongly Agree</td> <td>8</td> <td>88.89%</td> </tr> <tr> <td>Agree</td> <td>1</td> <td>11.11%</td> </tr> <tr> <td>Uncertain</td> <td>0</td> <td>0%</td> </tr> <tr> <td>Disagree</td> <td>0</td> <td>0%</td> </tr> <tr> <td>Strongly Disagree</td> <td>0</td> <td>0%</td> </tr> </tbody> </table> | Choice | Number | Percentage | Strongly Agree | 8 | 88.89% | Agree | 1 | 11.11% | Uncertain | 0 | 0% | Disagree | 0 | 0% | Strongly Disagree | 0 | 0% |  <p>88.9%</p> <ul style="list-style-type: none"> ● Stron... ● Agree |
| Choice | Number | Percentage | | | | | | | | | | | | | | | | | | | |
| Strongly Agree | 8 | 88.89% | | | | | | | | | | | | | | | | | | | |
| Agree | 1 | 11.11% | | | | | | | | | | | | | | | | | | | |
| Uncertain | 0 | 0% | | | | | | | | | | | | | | | | | | | |
| Disagree | 0 | 0% | | | | | | | | | | | | | | | | | | | |
| Strongly Disagree | 0 | 0% | | | | | | | | | | | | | | | | | | | |
| 18 | Feedback on assessment was timely | <table border="1"> <thead> <tr> <th>Choice</th> <th>Number</th> <th>Percentage</th> </tr> </thead> <tbody> <tr> <td>Strongly Agree</td> <td>8</td> <td>88.89%</td> </tr> <tr> <td>Agree</td> <td>1</td> <td>11.11%</td> </tr> <tr> <td>Uncertain</td> <td>0</td> <td>0%</td> </tr> <tr> <td>Disagree</td> <td>0</td> <td>0%</td> </tr> <tr> <td>Strongly Disagree</td> <td>0</td> <td>0%</td> </tr> </tbody> </table> | Choice | Number | Percentage | Strongly Agree | 8 | 88.89% | Agree | 1 | 11.11% | Uncertain | 0 | 0% | Disagree | 0 | 0% | Strongly Disagree | 0 | 0% |  <p>88.9%</p> <ul style="list-style-type: none"> ● Stron... ● Agree |
| Choice | Number | Percentage | | | | | | | | | | | | | | | | | | | |
| Strongly Agree | 8 | 88.89% | | | | | | | | | | | | | | | | | | | |
| Agree | 1 | 11.11% | | | | | | | | | | | | | | | | | | | |
| Uncertain | 0 | 0% | | | | | | | | | | | | | | | | | | | |
| Disagree | 0 | 0% | | | | | | | | | | | | | | | | | | | |
| Strongly Disagree | 0 | 0% | | | | | | | | | | | | | | | | | | | |
| 19 | Feedback on assessment was helpful | <table border="1"> <thead> <tr> <th>Choice</th> <th>Number</th> <th>Percentage</th> </tr> </thead> <tbody> <tr> <td>Strongly Agree</td> <td>8</td> <td>88.89%</td> </tr> <tr> <td>Agree</td> <td>1</td> <td>11.11%</td> </tr> <tr> <td>Uncertain</td> <td>0</td> <td>0%</td> </tr> <tr> <td>Disagree</td> <td>0</td> <td>0%</td> </tr> <tr> <td>Strongly Disagree</td> <td>0</td> <td>0%</td> </tr> </tbody> </table> | Choice | Number | Percentage | Strongly Agree | 8 | 88.89% | Agree | 1 | 11.11% | Uncertain | 0 | 0% | Disagree | 0 | 0% | Strongly Disagree | 0 | 0% |  <p>88.9%</p> <ul style="list-style-type: none"> ● Stron... ● Agree |
| Choice | Number | Percentage | | | | | | | | | | | | | | | | | | | |
| Strongly Agree | 8 | 88.89% | | | | | | | | | | | | | | | | | | | |
| Agree | 1 | 11.11% | | | | | | | | | | | | | | | | | | | |
| Uncertain | 0 | 0% | | | | | | | | | | | | | | | | | | | |
| Disagree | 0 | 0% | | | | | | | | | | | | | | | | | | | |
| Strongly Disagree | 0 | 0% | | | | | | | | | | | | | | | | | | | |

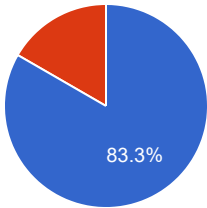
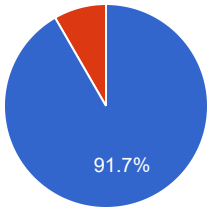
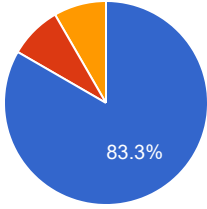
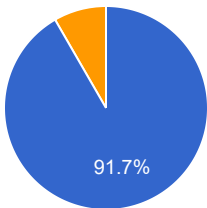
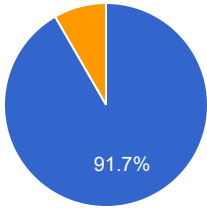
| 20 | I understood the lectures | <table border="1"> <thead> <tr> <th>Choice</th> <th>Number</th> <th>Percentage</th> </tr> </thead> <tbody> <tr> <td>Strongly Agree</td> <td>8</td> <td>88.89%</td> </tr> <tr> <td>Agree</td> <td>1</td> <td>11.11%</td> </tr> <tr> <td>Uncertain</td> <td>0</td> <td>0%</td> </tr> <tr> <td>Disagree</td> <td>0</td> <td>0%</td> </tr> <tr> <td>Strongly Disagree</td> <td>0</td> <td>0%</td> </tr> </tbody> </table> | Choice | Number | Percentage | Strongly Agree | 8 | 88.89% | Agree | 1 | 11.11% | Uncertain | 0 | 0% | Disagree | 0 | 0% | Strongly Disagree | 0 | 0% |  <p>88.9%</p> <ul style="list-style-type: none"> ● Stron... ● Agree |
|-------------------|---|---|--------|--------|------------|----------------|---|--------|-------|---|--------|-----------|---|----|----------|---|----|-------------------|---|----|--|
| Choice | Number | Percentage | | | | | | | | | | | | | | | | | | | |
| Strongly Agree | 8 | 88.89% | | | | | | | | | | | | | | | | | | | |
| Agree | 1 | 11.11% | | | | | | | | | | | | | | | | | | | |
| Uncertain | 0 | 0% | | | | | | | | | | | | | | | | | | | |
| Disagree | 0 | 0% | | | | | | | | | | | | | | | | | | | |
| Strongly Disagree | 0 | 0% | | | | | | | | | | | | | | | | | | | |
| 21 | The material was well organized and presented | <table border="1"> <thead> <tr> <th>Choice</th> <th>Number</th> <th>Percentage</th> </tr> </thead> <tbody> <tr> <td>Strongly Agree</td> <td>8</td> <td>88.89%</td> </tr> <tr> <td>Agree</td> <td>1</td> <td>11.11%</td> </tr> <tr> <td>Uncertain</td> <td>0</td> <td>0%</td> </tr> <tr> <td>Disagree</td> <td>0</td> <td>0%</td> </tr> <tr> <td>Strongly Disagree</td> <td>0</td> <td>0%</td> </tr> </tbody> </table> | Choice | Number | Percentage | Strongly Agree | 8 | 88.89% | Agree | 1 | 11.11% | Uncertain | 0 | 0% | Disagree | 0 | 0% | Strongly Disagree | 0 | 0% |  <p>88.9%</p> <ul style="list-style-type: none"> ● Stron... ● Agree |
| Choice | Number | Percentage | | | | | | | | | | | | | | | | | | | |
| Strongly Agree | 8 | 88.89% | | | | | | | | | | | | | | | | | | | |
| Agree | 1 | 11.11% | | | | | | | | | | | | | | | | | | | |
| Uncertain | 0 | 0% | | | | | | | | | | | | | | | | | | | |
| Disagree | 0 | 0% | | | | | | | | | | | | | | | | | | | |
| Strongly Disagree | 0 | 0% | | | | | | | | | | | | | | | | | | | |
| 22 | The instructor was responsive to student needs and problems | <table border="1"> <thead> <tr> <th>Choice</th> <th>Number</th> <th>Percentage</th> </tr> </thead> <tbody> <tr> <td>Strongly Agree</td> <td>9</td> <td>100%</td> </tr> <tr> <td>Agree</td> <td>0</td> <td>0%</td> </tr> <tr> <td>Uncertain</td> <td>0</td> <td>0%</td> </tr> <tr> <td>Disagree</td> <td>0</td> <td>0%</td> </tr> <tr> <td>Strongly Disagree</td> <td>0</td> <td>0%</td> </tr> </tbody> </table> | Choice | Number | Percentage | Strongly Agree | 9 | 100% | Agree | 0 | 0% | Uncertain | 0 | 0% | Disagree | 0 | 0% | Strongly Disagree | 0 | 0% |  <p>100%</p> <ul style="list-style-type: none"> ● Stron... |
| Choice | Number | Percentage | | | | | | | | | | | | | | | | | | | |
| Strongly Agree | 9 | 100% | | | | | | | | | | | | | | | | | | | |
| Agree | 0 | 0% | | | | | | | | | | | | | | | | | | | |
| Uncertain | 0 | 0% | | | | | | | | | | | | | | | | | | | |
| Disagree | 0 | 0% | | | | | | | | | | | | | | | | | | | |
| Strongly Disagree | 0 | 0% | | | | | | | | | | | | | | | | | | | |
| 23 | Had the instructor been regular throughout the course | <table border="1"> <thead> <tr> <th>Choice</th> <th>Number</th> <th>Percentage</th> </tr> </thead> <tbody> <tr> <td>Strongly Agree</td> <td>9</td> <td>100%</td> </tr> <tr> <td>Agree</td> <td>0</td> <td>0%</td> </tr> <tr> <td>Uncertain</td> <td>0</td> <td>0%</td> </tr> <tr> <td>Disagree</td> <td>0</td> <td>0%</td> </tr> <tr> <td>Strongly Disagree</td> <td>0</td> <td>0%</td> </tr> </tbody> </table> | Choice | Number | Percentage | Strongly Agree | 9 | 100% | Agree | 0 | 0% | Uncertain | 0 | 0% | Disagree | 0 | 0% | Strongly Disagree | 0 | 0% |  <p>100%</p> <ul style="list-style-type: none"> ● Stron... |
| Choice | Number | Percentage | | | | | | | | | | | | | | | | | | | |
| Strongly Agree | 9 | 100% | | | | | | | | | | | | | | | | | | | |
| Agree | 0 | 0% | | | | | | | | | | | | | | | | | | | |
| Uncertain | 0 | 0% | | | | | | | | | | | | | | | | | | | |
| Disagree | 0 | 0% | | | | | | | | | | | | | | | | | | | |
| Strongly Disagree | 0 | 0% | | | | | | | | | | | | | | | | | | | |
| 24 | The material in the tutorials was useful | <table border="1"> <thead> <tr> <th>Choice</th> <th>Number</th> <th>Percentage</th> </tr> </thead> <tbody> <tr> <td>Strongly Agree</td> <td>8</td> <td>88.89%</td> </tr> <tr> <td>Agree</td> <td>1</td> <td>11.11%</td> </tr> <tr> <td>Uncertain</td> <td>0</td> <td>0%</td> </tr> <tr> <td>Disagree</td> <td>0</td> <td>0%</td> </tr> <tr> <td>Strongly Disagree</td> <td>0</td> <td>0%</td> </tr> </tbody> </table> | Choice | Number | Percentage | Strongly Agree | 8 | 88.89% | Agree | 1 | 11.11% | Uncertain | 0 | 0% | Disagree | 0 | 0% | Strongly Disagree | 0 | 0% |  <p>88.9%</p> <ul style="list-style-type: none"> ● Stron... ● Agree |
| Choice | Number | Percentage | | | | | | | | | | | | | | | | | | | |
| Strongly Agree | 8 | 88.89% | | | | | | | | | | | | | | | | | | | |
| Agree | 1 | 11.11% | | | | | | | | | | | | | | | | | | | |
| Uncertain | 0 | 0% | | | | | | | | | | | | | | | | | | | |
| Disagree | 0 | 0% | | | | | | | | | | | | | | | | | | | |
| Strongly Disagree | 0 | 0% | | | | | | | | | | | | | | | | | | | |

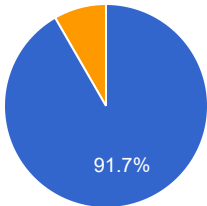
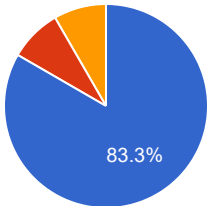
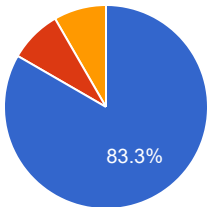
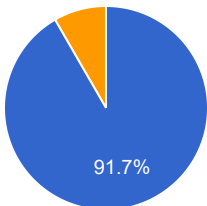
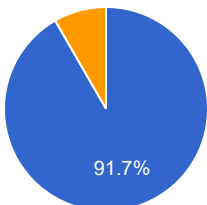
| 25 | I was happy with the amount of work needed for tutorials | <table border="1"> <thead> <tr> <th>Choice</th> <th>Number</th> <th>Percentage</th> </tr> </thead> <tbody> <tr> <td>Strongly Agree</td> <td>8</td> <td>88.89%</td> </tr> <tr> <td>Agree</td> <td>1</td> <td>11.11%</td> </tr> <tr> <td>Uncertain</td> <td>0</td> <td>0%</td> </tr> <tr> <td>Disagree</td> <td>0</td> <td>0%</td> </tr> <tr> <td>Strongly Disagree</td> <td>0</td> <td>0%</td> </tr> </tbody> </table> | Choice | Number | Percentage | Strongly Agree | 8 | 88.89% | Agree | 1 | 11.11% | Uncertain | 0 | 0% | Disagree | 0 | 0% | Strongly Disagree | 0 | 0% |  <p>88.9%</p> <ul style="list-style-type: none"> ● Stron... ● Agree |
|-------------------|--|---|--------|--------|------------|----------------|---|--------|-------|---|--------|-----------|---|----|----------|---|----|-------------------|---|----|--|
| Choice | Number | Percentage | | | | | | | | | | | | | | | | | | | |
| Strongly Agree | 8 | 88.89% | | | | | | | | | | | | | | | | | | | |
| Agree | 1 | 11.11% | | | | | | | | | | | | | | | | | | | |
| Uncertain | 0 | 0% | | | | | | | | | | | | | | | | | | | |
| Disagree | 0 | 0% | | | | | | | | | | | | | | | | | | | |
| Strongly Disagree | 0 | 0% | | | | | | | | | | | | | | | | | | | |
| 26 | The tutor dealt effectively with my problems | <table border="1"> <thead> <tr> <th>Choice</th> <th>Number</th> <th>Percentage</th> </tr> </thead> <tbody> <tr> <td>Strongly Agree</td> <td>9</td> <td>100%</td> </tr> <tr> <td>Agree</td> <td>0</td> <td>0%</td> </tr> <tr> <td>Uncertain</td> <td>0</td> <td>0%</td> </tr> <tr> <td>Disagree</td> <td>0</td> <td>0%</td> </tr> <tr> <td>Strongly Disagree</td> <td>0</td> <td>0%</td> </tr> </tbody> </table> | Choice | Number | Percentage | Strongly Agree | 9 | 100% | Agree | 0 | 0% | Uncertain | 0 | 0% | Disagree | 0 | 0% | Strongly Disagree | 0 | 0% |  <p>100%</p> <ul style="list-style-type: none"> ● Stron... |
| Choice | Number | Percentage | | | | | | | | | | | | | | | | | | | |
| Strongly Agree | 9 | 100% | | | | | | | | | | | | | | | | | | | |
| Agree | 0 | 0% | | | | | | | | | | | | | | | | | | | |
| Uncertain | 0 | 0% | | | | | | | | | | | | | | | | | | | |
| Disagree | 0 | 0% | | | | | | | | | | | | | | | | | | | |
| Strongly Disagree | 0 | 0% | | | | | | | | | | | | | | | | | | | |
| 27 | The material in the practicals was useful | <table border="1"> <thead> <tr> <th>Choice</th> <th>Number</th> <th>Percentage</th> </tr> </thead> <tbody> <tr> <td>Strongly Agree</td> <td>8</td> <td>88.89%</td> </tr> <tr> <td>Agree</td> <td>1</td> <td>11.11%</td> </tr> <tr> <td>Uncertain</td> <td>0</td> <td>0%</td> </tr> <tr> <td>Disagree</td> <td>0</td> <td>0%</td> </tr> <tr> <td>Strongly Disagree</td> <td>0</td> <td>0%</td> </tr> </tbody> </table> | Choice | Number | Percentage | Strongly Agree | 8 | 88.89% | Agree | 1 | 11.11% | Uncertain | 0 | 0% | Disagree | 0 | 0% | Strongly Disagree | 0 | 0% |  <p>88.9%</p> <ul style="list-style-type: none"> ● Stron... ● Agree |
| Choice | Number | Percentage | | | | | | | | | | | | | | | | | | | |
| Strongly Agree | 8 | 88.89% | | | | | | | | | | | | | | | | | | | |
| Agree | 1 | 11.11% | | | | | | | | | | | | | | | | | | | |
| Uncertain | 0 | 0% | | | | | | | | | | | | | | | | | | | |
| Disagree | 0 | 0% | | | | | | | | | | | | | | | | | | | |
| Strongly Disagree | 0 | 0% | | | | | | | | | | | | | | | | | | | |
| 28 | The demonstrators dealt effectively with my problems | <table border="1"> <thead> <tr> <th>Choice</th> <th>Number</th> <th>Percentage</th> </tr> </thead> <tbody> <tr> <td>Strongly Agree</td> <td>8</td> <td>88.89%</td> </tr> <tr> <td>Agree</td> <td>1</td> <td>11.11%</td> </tr> <tr> <td>Uncertain</td> <td>0</td> <td>0%</td> </tr> <tr> <td>Disagree</td> <td>0</td> <td>0%</td> </tr> <tr> <td>Strongly Disagree</td> <td>0</td> <td>0%</td> </tr> </tbody> </table> | Choice | Number | Percentage | Strongly Agree | 8 | 88.89% | Agree | 1 | 11.11% | Uncertain | 0 | 0% | Disagree | 0 | 0% | Strongly Disagree | 0 | 0% |  <p>88.9%</p> <ul style="list-style-type: none"> ● Stron... ● Agree |
| Choice | Number | Percentage | | | | | | | | | | | | | | | | | | | |
| Strongly Agree | 8 | 88.89% | | | | | | | | | | | | | | | | | | | |
| Agree | 1 | 11.11% | | | | | | | | | | | | | | | | | | | |
| Uncertain | 0 | 0% | | | | | | | | | | | | | | | | | | | |
| Disagree | 0 | 0% | | | | | | | | | | | | | | | | | | | |
| Strongly Disagree | 0 | 0% | | | | | | | | | | | | | | | | | | | |
| 29 | The best features of the Course were | <p>INCREASE NUMERICAL SKILLS accountant new learnings increasing of knowledge the doc was always prepared for class, and he had a better way of us learning with his power point notes. the website that was avaiable was extreamly valuable. Numerical informational increasing numerical and decision making skills numerical skills is improved</p> | | | | | | | | | | | | | | | | | | | |

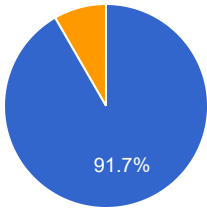
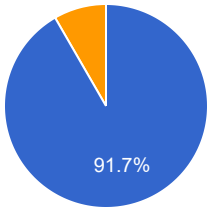
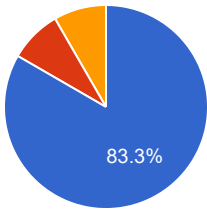
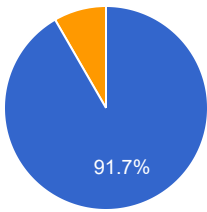
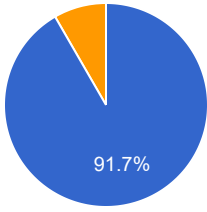
| | | |
|----|--|---|
| 30 | The Course could have been improved by | TEACHERS study hard nothing all good both teachers and students it was good. Both of both by teacher and students both teachers and students teachers |
| 31 | The University does not tolerate discrimination on any irrelevant distinction (e.g. race, age, gender) and is committed to work with diversity in a wholly positive way. Please indicate below anything in relation to this Course which may run counter to this objective | ok No |

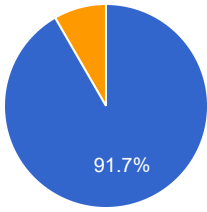
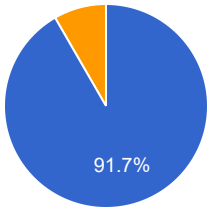
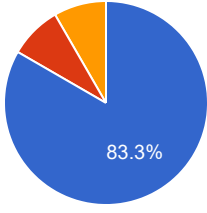
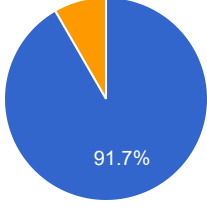
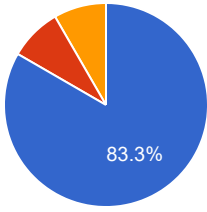
Course Evaluation - Program: 0238

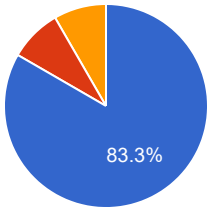
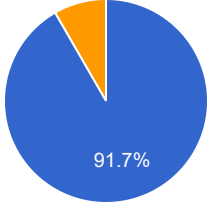
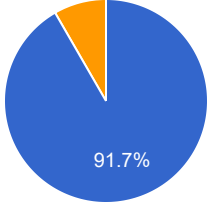
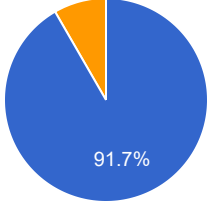
| Teacher Name: HAMZA KHWAJA | | Course ID: MGT-503 Course Title: Project Management | | Session: 2018 Fall | | | | | | | | | | | | | | | | | | | |
|-------------------------------|--|--|--------|--------------------|------------|----------------|----|--------|-------|---|--------|-----------|---|-------|----------|---|----|-------------------|---|----|--------------|--|--|
| Shift: After noon -- Section: | | Total Strength: 43 | | Attempted: 12 | | | | | | | | | | | | | | | | | | | |
| S.No | Question | Opinions | | | Chart | | | | | | | | | | | | | | | | | | |
| 1 | The course objectives were clear | <table border="1"> <thead> <tr> <th>Choice</th> <th>Number</th> <th>Percentage</th> </tr> </thead> <tbody> <tr> <td>Strongly Agree</td> <td>11</td> <td>91.67%</td> </tr> <tr> <td>Agree</td> <td>1</td> <td>8.33%</td> </tr> <tr> <td>Uncertain</td> <td>0</td> <td>0%</td> </tr> <tr> <td>Disagree</td> <td>0</td> <td>0%</td> </tr> <tr> <td>Strongly Disagree</td> <td>0</td> <td>0%</td> </tr> </tbody> </table> | Choice | Number | Percentage | Strongly Agree | 11 | 91.67% | Agree | 1 | 8.33% | Uncertain | 0 | 0% | Disagree | 0 | 0% | Strongly Disagree | 0 | 0% | <p>91.7%</p> | | |
| Choice | Number | Percentage | | | | | | | | | | | | | | | | | | | | | |
| Strongly Agree | 11 | 91.67% | | | | | | | | | | | | | | | | | | | | | |
| Agree | 1 | 8.33% | | | | | | | | | | | | | | | | | | | | | |
| Uncertain | 0 | 0% | | | | | | | | | | | | | | | | | | | | | |
| Disagree | 0 | 0% | | | | | | | | | | | | | | | | | | | | | |
| Strongly Disagree | 0 | 0% | | | | | | | | | | | | | | | | | | | | | |
| 2 | The Course workload was manageable | <table border="1"> <thead> <tr> <th>Choice</th> <th>Number</th> <th>Percentage</th> </tr> </thead> <tbody> <tr> <td>Strongly Agree</td> <td>11</td> <td>91.67%</td> </tr> <tr> <td>Agree</td> <td>0</td> <td>0%</td> </tr> <tr> <td>Uncertain</td> <td>1</td> <td>8.33%</td> </tr> <tr> <td>Disagree</td> <td>0</td> <td>0%</td> </tr> <tr> <td>Strongly Disagree</td> <td>0</td> <td>0%</td> </tr> </tbody> </table> | Choice | Number | Percentage | Strongly Agree | 11 | 91.67% | Agree | 0 | 0% | Uncertain | 1 | 8.33% | Disagree | 0 | 0% | Strongly Disagree | 0 | 0% | <p>91.7%</p> | | |
| Choice | Number | Percentage | | | | | | | | | | | | | | | | | | | | | |
| Strongly Agree | 11 | 91.67% | | | | | | | | | | | | | | | | | | | | | |
| Agree | 0 | 0% | | | | | | | | | | | | | | | | | | | | | |
| Uncertain | 1 | 8.33% | | | | | | | | | | | | | | | | | | | | | |
| Disagree | 0 | 0% | | | | | | | | | | | | | | | | | | | | | |
| Strongly Disagree | 0 | 0% | | | | | | | | | | | | | | | | | | | | | |
| 3 | The Course was well organized (e.g. timely access to materials, notification of changes, etc.) | <table border="1"> <thead> <tr> <th>Choice</th> <th>Number</th> <th>Percentage</th> </tr> </thead> <tbody> <tr> <td>Strongly Agree</td> <td>11</td> <td>91.67%</td> </tr> <tr> <td>Agree</td> <td>0</td> <td>0%</td> </tr> <tr> <td>Uncertain</td> <td>1</td> <td>8.33%</td> </tr> <tr> <td>Disagree</td> <td>0</td> <td>0%</td> </tr> <tr> <td>Strongly Disagree</td> <td>0</td> <td>0%</td> </tr> </tbody> </table> | Choice | Number | Percentage | Strongly Agree | 11 | 91.67% | Agree | 0 | 0% | Uncertain | 1 | 8.33% | Disagree | 0 | 0% | Strongly Disagree | 0 | 0% | <p>91.7%</p> | | |
| Choice | Number | Percentage | | | | | | | | | | | | | | | | | | | | | |
| Strongly Agree | 11 | 91.67% | | | | | | | | | | | | | | | | | | | | | |
| Agree | 0 | 0% | | | | | | | | | | | | | | | | | | | | | |
| Uncertain | 1 | 8.33% | | | | | | | | | | | | | | | | | | | | | |
| Disagree | 0 | 0% | | | | | | | | | | | | | | | | | | | | | |
| Strongly Disagree | 0 | 0% | | | | | | | | | | | | | | | | | | | | | |
| 4 | I participated actively in the Course | <table border="1"> <thead> <tr> <th>Choice</th> <th>Number</th> <th>Percentage</th> </tr> </thead> <tbody> <tr> <td>Strongly Agree</td> <td>10</td> <td>83.33%</td> </tr> <tr> <td>Agree</td> <td>2</td> <td>16.67%</td> </tr> <tr> <td>Uncertain</td> <td>0</td> <td>0%</td> </tr> <tr> <td>Disagree</td> <td>0</td> <td>0%</td> </tr> <tr> <td>Strongly Disagree</td> <td>0</td> <td>0%</td> </tr> </tbody> </table> | Choice | Number | Percentage | Strongly Agree | 10 | 83.33% | Agree | 2 | 16.67% | Uncertain | 0 | 0% | Disagree | 0 | 0% | Strongly Disagree | 0 | 0% | <p>83.3%</p> | | |
| Choice | Number | Percentage | | | | | | | | | | | | | | | | | | | | | |
| Strongly Agree | 10 | 83.33% | | | | | | | | | | | | | | | | | | | | | |
| Agree | 2 | 16.67% | | | | | | | | | | | | | | | | | | | | | |
| Uncertain | 0 | 0% | | | | | | | | | | | | | | | | | | | | | |
| Disagree | 0 | 0% | | | | | | | | | | | | | | | | | | | | | |
| Strongly Disagree | 0 | 0% | | | | | | | | | | | | | | | | | | | | | |

| 5 | I think I have made progress in this Course | <table border="1"> <thead> <tr> <th>Choice</th> <th>Number</th> <th>Percentage</th> </tr> </thead> <tbody> <tr> <td>Strongly Agree</td> <td>10</td> <td>83.33%</td> </tr> <tr> <td>Agree</td> <td>2</td> <td>16.67%</td> </tr> <tr> <td>Uncertain</td> <td>0</td> <td>0%</td> </tr> <tr> <td>Disagree</td> <td>0</td> <td>0%</td> </tr> <tr> <td>Strongly Disagree</td> <td>0</td> <td>0%</td> </tr> </tbody> </table> | Choice | Number | Percentage | Strongly Agree | 10 | 83.33% | Agree | 2 | 16.67% | Uncertain | 0 | 0% | Disagree | 0 | 0% | Strongly Disagree | 0 | 0% |  <p>83.3%</p> <ul style="list-style-type: none"> ● Stron... ● Agree |
|-------------------|---|--|--------|--------|------------|----------------|----|--------|-------|---|--------|-----------|---|-------|----------|---|----|-------------------|---|----|--|
| Choice | Number | Percentage | | | | | | | | | | | | | | | | | | | |
| Strongly Agree | 10 | 83.33% | | | | | | | | | | | | | | | | | | | |
| Agree | 2 | 16.67% | | | | | | | | | | | | | | | | | | | |
| Uncertain | 0 | 0% | | | | | | | | | | | | | | | | | | | |
| Disagree | 0 | 0% | | | | | | | | | | | | | | | | | | | |
| Strongly Disagree | 0 | 0% | | | | | | | | | | | | | | | | | | | |
| 6 | I think the Course was well structured to achieve the learning outcomes (there was a good balance of lectures, tutorials, practical etc.) | <table border="1"> <thead> <tr> <th>Choice</th> <th>Number</th> <th>Percentage</th> </tr> </thead> <tbody> <tr> <td>Strongly Agree</td> <td>11</td> <td>91.67%</td> </tr> <tr> <td>Agree</td> <td>1</td> <td>8.33%</td> </tr> <tr> <td>Uncertain</td> <td>0</td> <td>0%</td> </tr> <tr> <td>Disagree</td> <td>0</td> <td>0%</td> </tr> <tr> <td>Strongly Disagree</td> <td>0</td> <td>0%</td> </tr> </tbody> </table> | Choice | Number | Percentage | Strongly Agree | 11 | 91.67% | Agree | 1 | 8.33% | Uncertain | 0 | 0% | Disagree | 0 | 0% | Strongly Disagree | 0 | 0% |  <p>91.7%</p> <ul style="list-style-type: none"> ● Stron... ● Agree |
| Choice | Number | Percentage | | | | | | | | | | | | | | | | | | | |
| Strongly Agree | 11 | 91.67% | | | | | | | | | | | | | | | | | | | |
| Agree | 1 | 8.33% | | | | | | | | | | | | | | | | | | | |
| Uncertain | 0 | 0% | | | | | | | | | | | | | | | | | | | |
| Disagree | 0 | 0% | | | | | | | | | | | | | | | | | | | |
| Strongly Disagree | 0 | 0% | | | | | | | | | | | | | | | | | | | |
| 7 | The learning and teaching methods encouraged participation | <table border="1"> <thead> <tr> <th>Choice</th> <th>Number</th> <th>Percentage</th> </tr> </thead> <tbody> <tr> <td>Strongly Agree</td> <td>10</td> <td>83.33%</td> </tr> <tr> <td>Agree</td> <td>1</td> <td>8.33%</td> </tr> <tr> <td>Uncertain</td> <td>1</td> <td>8.33%</td> </tr> <tr> <td>Disagree</td> <td>0</td> <td>0%</td> </tr> <tr> <td>Strongly Disagree</td> <td>0</td> <td>0%</td> </tr> </tbody> </table> | Choice | Number | Percentage | Strongly Agree | 10 | 83.33% | Agree | 1 | 8.33% | Uncertain | 1 | 8.33% | Disagree | 0 | 0% | Strongly Disagree | 0 | 0% |  <p>83.3%</p> <ul style="list-style-type: none"> ● Stron... ● Agree ● Unce... |
| Choice | Number | Percentage | | | | | | | | | | | | | | | | | | | |
| Strongly Agree | 10 | 83.33% | | | | | | | | | | | | | | | | | | | |
| Agree | 1 | 8.33% | | | | | | | | | | | | | | | | | | | |
| Uncertain | 1 | 8.33% | | | | | | | | | | | | | | | | | | | |
| Disagree | 0 | 0% | | | | | | | | | | | | | | | | | | | |
| Strongly Disagree | 0 | 0% | | | | | | | | | | | | | | | | | | | |
| 8 | The overall environment in the class was conducive to learning | <table border="1"> <thead> <tr> <th>Choice</th> <th>Number</th> <th>Percentage</th> </tr> </thead> <tbody> <tr> <td>Strongly Agree</td> <td>11</td> <td>91.67%</td> </tr> <tr> <td>Agree</td> <td>0</td> <td>0%</td> </tr> <tr> <td>Uncertain</td> <td>1</td> <td>8.33%</td> </tr> <tr> <td>Disagree</td> <td>0</td> <td>0%</td> </tr> <tr> <td>Strongly Disagree</td> <td>0</td> <td>0%</td> </tr> </tbody> </table> | Choice | Number | Percentage | Strongly Agree | 11 | 91.67% | Agree | 0 | 0% | Uncertain | 1 | 8.33% | Disagree | 0 | 0% | Strongly Disagree | 0 | 0% |  <p>91.7%</p> <ul style="list-style-type: none"> ● Stron... ● Unce... |
| Choice | Number | Percentage | | | | | | | | | | | | | | | | | | | |
| Strongly Agree | 11 | 91.67% | | | | | | | | | | | | | | | | | | | |
| Agree | 0 | 0% | | | | | | | | | | | | | | | | | | | |
| Uncertain | 1 | 8.33% | | | | | | | | | | | | | | | | | | | |
| Disagree | 0 | 0% | | | | | | | | | | | | | | | | | | | |
| Strongly Disagree | 0 | 0% | | | | | | | | | | | | | | | | | | | |
| 9 | Classrooms were satisfactory | <table border="1"> <thead> <tr> <th>Choice</th> <th>Number</th> <th>Percentage</th> </tr> </thead> <tbody> <tr> <td>Strongly Agree</td> <td>11</td> <td>91.67%</td> </tr> <tr> <td>Agree</td> <td>0</td> <td>0%</td> </tr> <tr> <td>Uncertain</td> <td>1</td> <td>8.33%</td> </tr> <tr> <td>Disagree</td> <td>0</td> <td>0%</td> </tr> <tr> <td>Strongly Disagree</td> <td>0</td> <td>0%</td> </tr> </tbody> </table> | Choice | Number | Percentage | Strongly Agree | 11 | 91.67% | Agree | 0 | 0% | Uncertain | 1 | 8.33% | Disagree | 0 | 0% | Strongly Disagree | 0 | 0% |  <p>91.7%</p> <ul style="list-style-type: none"> ● Stron... ● Unce... |
| Choice | Number | Percentage | | | | | | | | | | | | | | | | | | | |
| Strongly Agree | 11 | 91.67% | | | | | | | | | | | | | | | | | | | |
| Agree | 0 | 0% | | | | | | | | | | | | | | | | | | | |
| Uncertain | 1 | 8.33% | | | | | | | | | | | | | | | | | | | |
| Disagree | 0 | 0% | | | | | | | | | | | | | | | | | | | |
| Strongly Disagree | 0 | 0% | | | | | | | | | | | | | | | | | | | |

| 10 | Learning materials (Lesson Plans, Course Notes etc.) were relevant and useful | <table border="1"> <thead> <tr> <th>Choice</th> <th>Number</th> <th>Percentage</th> </tr> </thead> <tbody> <tr> <td>Strongly Agree</td> <td>11</td> <td>91.67%</td> </tr> <tr> <td>Agree</td> <td>0</td> <td>0%</td> </tr> <tr> <td>Uncertain</td> <td>1</td> <td>8.33%</td> </tr> <tr> <td>Disagree</td> <td>0</td> <td>0%</td> </tr> <tr> <td>Strongly Disagree</td> <td>0</td> <td>0%</td> </tr> </tbody> </table> | Choice | Number | Percentage | Strongly Agree | 11 | 91.67% | Agree | 0 | 0% | Uncertain | 1 | 8.33% | Disagree | 0 | 0% | Strongly Disagree | 0 | 0% |  <p>91.7%</p> <ul style="list-style-type: none"> ● Stron... ● Unce... |
|-------------------|--|--|--------|--------|------------|----------------|----|--------|-------|---|-------|-----------|---|-------|----------|---|----|-------------------|---|----|--|
| Choice | Number | Percentage | | | | | | | | | | | | | | | | | | | |
| Strongly Agree | 11 | 91.67% | | | | | | | | | | | | | | | | | | | |
| Agree | 0 | 0% | | | | | | | | | | | | | | | | | | | |
| Uncertain | 1 | 8.33% | | | | | | | | | | | | | | | | | | | |
| Disagree | 0 | 0% | | | | | | | | | | | | | | | | | | | |
| Strongly Disagree | 0 | 0% | | | | | | | | | | | | | | | | | | | |
| 11 | Recommended reading Books etc. were relevant and appropriate | <table border="1"> <thead> <tr> <th>Choice</th> <th>Number</th> <th>Percentage</th> </tr> </thead> <tbody> <tr> <td>Strongly Agree</td> <td>10</td> <td>83.33%</td> </tr> <tr> <td>Agree</td> <td>1</td> <td>8.33%</td> </tr> <tr> <td>Uncertain</td> <td>1</td> <td>8.33%</td> </tr> <tr> <td>Disagree</td> <td>0</td> <td>0%</td> </tr> <tr> <td>Strongly Disagree</td> <td>0</td> <td>0%</td> </tr> </tbody> </table> | Choice | Number | Percentage | Strongly Agree | 10 | 83.33% | Agree | 1 | 8.33% | Uncertain | 1 | 8.33% | Disagree | 0 | 0% | Strongly Disagree | 0 | 0% |  <p>83.3%</p> <ul style="list-style-type: none"> ● Stron... ● Agree ● Unce... |
| Choice | Number | Percentage | | | | | | | | | | | | | | | | | | | |
| Strongly Agree | 10 | 83.33% | | | | | | | | | | | | | | | | | | | |
| Agree | 1 | 8.33% | | | | | | | | | | | | | | | | | | | |
| Uncertain | 1 | 8.33% | | | | | | | | | | | | | | | | | | | |
| Disagree | 0 | 0% | | | | | | | | | | | | | | | | | | | |
| Strongly Disagree | 0 | 0% | | | | | | | | | | | | | | | | | | | |
| 12 | The provision of learning resources in the library was adequate and appropriate | <table border="1"> <thead> <tr> <th>Choice</th> <th>Number</th> <th>Percentage</th> </tr> </thead> <tbody> <tr> <td>Strongly Agree</td> <td>10</td> <td>83.33%</td> </tr> <tr> <td>Agree</td> <td>1</td> <td>8.33%</td> </tr> <tr> <td>Uncertain</td> <td>1</td> <td>8.33%</td> </tr> <tr> <td>Disagree</td> <td>0</td> <td>0%</td> </tr> <tr> <td>Strongly Disagree</td> <td>0</td> <td>0%</td> </tr> </tbody> </table> | Choice | Number | Percentage | Strongly Agree | 10 | 83.33% | Agree | 1 | 8.33% | Uncertain | 1 | 8.33% | Disagree | 0 | 0% | Strongly Disagree | 0 | 0% |  <p>83.3%</p> <ul style="list-style-type: none"> ● Stron... ● Agree ● Unce... |
| Choice | Number | Percentage | | | | | | | | | | | | | | | | | | | |
| Strongly Agree | 10 | 83.33% | | | | | | | | | | | | | | | | | | | |
| Agree | 1 | 8.33% | | | | | | | | | | | | | | | | | | | |
| Uncertain | 1 | 8.33% | | | | | | | | | | | | | | | | | | | |
| Disagree | 0 | 0% | | | | | | | | | | | | | | | | | | | |
| Strongly Disagree | 0 | 0% | | | | | | | | | | | | | | | | | | | |
| 13 | The provision of learning resources on the Web was adequate and appropriate (if relevant) | <table border="1"> <thead> <tr> <th>Choice</th> <th>Number</th> <th>Percentage</th> </tr> </thead> <tbody> <tr> <td>Strongly Agree</td> <td>11</td> <td>91.67%</td> </tr> <tr> <td>Agree</td> <td>0</td> <td>0%</td> </tr> <tr> <td>Uncertain</td> <td>1</td> <td>8.33%</td> </tr> <tr> <td>Disagree</td> <td>0</td> <td>0%</td> </tr> <tr> <td>Strongly Disagree</td> <td>0</td> <td>0%</td> </tr> </tbody> </table> | Choice | Number | Percentage | Strongly Agree | 11 | 91.67% | Agree | 0 | 0% | Uncertain | 1 | 8.33% | Disagree | 0 | 0% | Strongly Disagree | 0 | 0% |  <p>91.7%</p> <ul style="list-style-type: none"> ● Stron... ● Unce... |
| Choice | Number | Percentage | | | | | | | | | | | | | | | | | | | |
| Strongly Agree | 11 | 91.67% | | | | | | | | | | | | | | | | | | | |
| Agree | 0 | 0% | | | | | | | | | | | | | | | | | | | |
| Uncertain | 1 | 8.33% | | | | | | | | | | | | | | | | | | | |
| Disagree | 0 | 0% | | | | | | | | | | | | | | | | | | | |
| Strongly Disagree | 0 | 0% | | | | | | | | | | | | | | | | | | | |
| 14 | The Course stimulated my interest and thought on the subject area | <table border="1"> <thead> <tr> <th>Choice</th> <th>Number</th> <th>Percentage</th> </tr> </thead> <tbody> <tr> <td>Strongly Agree</td> <td>11</td> <td>91.67%</td> </tr> <tr> <td>Agree</td> <td>0</td> <td>0%</td> </tr> <tr> <td>Uncertain</td> <td>1</td> <td>8.33%</td> </tr> <tr> <td>Disagree</td> <td>0</td> <td>0%</td> </tr> <tr> <td>Strongly Disagree</td> <td>0</td> <td>0%</td> </tr> </tbody> </table> | Choice | Number | Percentage | Strongly Agree | 11 | 91.67% | Agree | 0 | 0% | Uncertain | 1 | 8.33% | Disagree | 0 | 0% | Strongly Disagree | 0 | 0% |  <p>91.7%</p> <ul style="list-style-type: none"> ● Stron... ● Unce... |
| Choice | Number | Percentage | | | | | | | | | | | | | | | | | | | |
| Strongly Agree | 11 | 91.67% | | | | | | | | | | | | | | | | | | | |
| Agree | 0 | 0% | | | | | | | | | | | | | | | | | | | |
| Uncertain | 1 | 8.33% | | | | | | | | | | | | | | | | | | | |
| Disagree | 0 | 0% | | | | | | | | | | | | | | | | | | | |
| Strongly Disagree | 0 | 0% | | | | | | | | | | | | | | | | | | | |

| 15 | The pace of the Course was appropriate | <table border="1"> <thead> <tr> <th>Choice</th> <th>Number</th> <th>Percentage</th> </tr> </thead> <tbody> <tr> <td>Strongly Agree</td> <td>11</td> <td>91.67%</td> </tr> <tr> <td>Agree</td> <td>0</td> <td>0%</td> </tr> <tr> <td>Uncertain</td> <td>1</td> <td>8.33%</td> </tr> <tr> <td>Disagree</td> <td>0</td> <td>0%</td> </tr> <tr> <td>Strongly Disagree</td> <td>0</td> <td>0%</td> </tr> </tbody> </table> | Choice | Number | Percentage | Strongly Agree | 11 | 91.67% | Agree | 0 | 0% | Uncertain | 1 | 8.33% | Disagree | 0 | 0% | Strongly Disagree | 0 | 0% |  <p>91.7%</p> <ul style="list-style-type: none"> ● Stron... ● Unce... |
|-------------------|---|--|--------|--------|------------|----------------|----|--------|-------|---|-------|-----------|---|-------|----------|---|----|-------------------|---|----|--|
| Choice | Number | Percentage | | | | | | | | | | | | | | | | | | | |
| Strongly Agree | 11 | 91.67% | | | | | | | | | | | | | | | | | | | |
| Agree | 0 | 0% | | | | | | | | | | | | | | | | | | | |
| Uncertain | 1 | 8.33% | | | | | | | | | | | | | | | | | | | |
| Disagree | 0 | 0% | | | | | | | | | | | | | | | | | | | |
| Strongly Disagree | 0 | 0% | | | | | | | | | | | | | | | | | | | |
| 16 | Ideas and concepts were presented clearly | <table border="1"> <thead> <tr> <th>Choice</th> <th>Number</th> <th>Percentage</th> </tr> </thead> <tbody> <tr> <td>Strongly Agree</td> <td>11</td> <td>91.67%</td> </tr> <tr> <td>Agree</td> <td>0</td> <td>0%</td> </tr> <tr> <td>Uncertain</td> <td>1</td> <td>8.33%</td> </tr> <tr> <td>Disagree</td> <td>0</td> <td>0%</td> </tr> <tr> <td>Strongly Disagree</td> <td>0</td> <td>0%</td> </tr> </tbody> </table> | Choice | Number | Percentage | Strongly Agree | 11 | 91.67% | Agree | 0 | 0% | Uncertain | 1 | 8.33% | Disagree | 0 | 0% | Strongly Disagree | 0 | 0% |  <p>91.7%</p> <ul style="list-style-type: none"> ● Stron... ● Unce... |
| Choice | Number | Percentage | | | | | | | | | | | | | | | | | | | |
| Strongly Agree | 11 | 91.67% | | | | | | | | | | | | | | | | | | | |
| Agree | 0 | 0% | | | | | | | | | | | | | | | | | | | |
| Uncertain | 1 | 8.33% | | | | | | | | | | | | | | | | | | | |
| Disagree | 0 | 0% | | | | | | | | | | | | | | | | | | | |
| Strongly Disagree | 0 | 0% | | | | | | | | | | | | | | | | | | | |
| 17 | The method of assessment were reasonable | <table border="1"> <thead> <tr> <th>Choice</th> <th>Number</th> <th>Percentage</th> </tr> </thead> <tbody> <tr> <td>Strongly Agree</td> <td>10</td> <td>83.33%</td> </tr> <tr> <td>Agree</td> <td>1</td> <td>8.33%</td> </tr> <tr> <td>Uncertain</td> <td>1</td> <td>8.33%</td> </tr> <tr> <td>Disagree</td> <td>0</td> <td>0%</td> </tr> <tr> <td>Strongly Disagree</td> <td>0</td> <td>0%</td> </tr> </tbody> </table> | Choice | Number | Percentage | Strongly Agree | 10 | 83.33% | Agree | 1 | 8.33% | Uncertain | 1 | 8.33% | Disagree | 0 | 0% | Strongly Disagree | 0 | 0% |  <p>83.3%</p> <ul style="list-style-type: none"> ● Stron... ● Agree ● Unce... |
| Choice | Number | Percentage | | | | | | | | | | | | | | | | | | | |
| Strongly Agree | 10 | 83.33% | | | | | | | | | | | | | | | | | | | |
| Agree | 1 | 8.33% | | | | | | | | | | | | | | | | | | | |
| Uncertain | 1 | 8.33% | | | | | | | | | | | | | | | | | | | |
| Disagree | 0 | 0% | | | | | | | | | | | | | | | | | | | |
| Strongly Disagree | 0 | 0% | | | | | | | | | | | | | | | | | | | |
| 18 | Feedback on assessment was timely | <table border="1"> <thead> <tr> <th>Choice</th> <th>Number</th> <th>Percentage</th> </tr> </thead> <tbody> <tr> <td>Strongly Agree</td> <td>11</td> <td>91.67%</td> </tr> <tr> <td>Agree</td> <td>0</td> <td>0%</td> </tr> <tr> <td>Uncertain</td> <td>1</td> <td>8.33%</td> </tr> <tr> <td>Disagree</td> <td>0</td> <td>0%</td> </tr> <tr> <td>Strongly Disagree</td> <td>0</td> <td>0%</td> </tr> </tbody> </table> | Choice | Number | Percentage | Strongly Agree | 11 | 91.67% | Agree | 0 | 0% | Uncertain | 1 | 8.33% | Disagree | 0 | 0% | Strongly Disagree | 0 | 0% |  <p>91.7%</p> <ul style="list-style-type: none"> ● Stron... ● Unce... |
| Choice | Number | Percentage | | | | | | | | | | | | | | | | | | | |
| Strongly Agree | 11 | 91.67% | | | | | | | | | | | | | | | | | | | |
| Agree | 0 | 0% | | | | | | | | | | | | | | | | | | | |
| Uncertain | 1 | 8.33% | | | | | | | | | | | | | | | | | | | |
| Disagree | 0 | 0% | | | | | | | | | | | | | | | | | | | |
| Strongly Disagree | 0 | 0% | | | | | | | | | | | | | | | | | | | |
| 19 | Feedback on assessment was helpful | <table border="1"> <thead> <tr> <th>Choice</th> <th>Number</th> <th>Percentage</th> </tr> </thead> <tbody> <tr> <td>Strongly Agree</td> <td>11</td> <td>91.67%</td> </tr> <tr> <td>Agree</td> <td>0</td> <td>0%</td> </tr> <tr> <td>Uncertain</td> <td>1</td> <td>8.33%</td> </tr> <tr> <td>Disagree</td> <td>0</td> <td>0%</td> </tr> <tr> <td>Strongly Disagree</td> <td>0</td> <td>0%</td> </tr> </tbody> </table> | Choice | Number | Percentage | Strongly Agree | 11 | 91.67% | Agree | 0 | 0% | Uncertain | 1 | 8.33% | Disagree | 0 | 0% | Strongly Disagree | 0 | 0% |  <p>91.7%</p> <ul style="list-style-type: none"> ● Stron... ● Unce... |
| Choice | Number | Percentage | | | | | | | | | | | | | | | | | | | |
| Strongly Agree | 11 | 91.67% | | | | | | | | | | | | | | | | | | | |
| Agree | 0 | 0% | | | | | | | | | | | | | | | | | | | |
| Uncertain | 1 | 8.33% | | | | | | | | | | | | | | | | | | | |
| Disagree | 0 | 0% | | | | | | | | | | | | | | | | | | | |
| Strongly Disagree | 0 | 0% | | | | | | | | | | | | | | | | | | | |

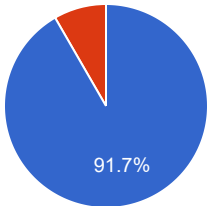
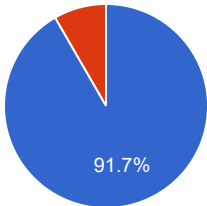
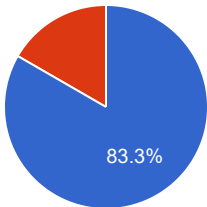
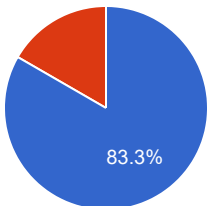
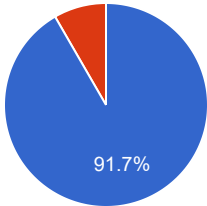
| 20 | I understood the lectures | <table border="1"> <thead> <tr> <th>Choice</th> <th>Number</th> <th>Percentage</th> </tr> </thead> <tbody> <tr> <td>Strongly Agree</td> <td>11</td> <td>91.67%</td> </tr> <tr> <td>Agree</td> <td>0</td> <td>0%</td> </tr> <tr> <td>Uncertain</td> <td>1</td> <td>8.33%</td> </tr> <tr> <td>Disagree</td> <td>0</td> <td>0%</td> </tr> <tr> <td>Strongly Disagree</td> <td>0</td> <td>0%</td> </tr> </tbody> </table> | Choice | Number | Percentage | Strongly Agree | 11 | 91.67% | Agree | 0 | 0% | Uncertain | 1 | 8.33% | Disagree | 0 | 0% | Strongly Disagree | 0 | 0% |  <p>91.7%</p> <ul style="list-style-type: none"> ● Stron... ● Unce... |
|-------------------|---|--|--------|--------|------------|----------------|----|--------|-------|---|-------|-----------|---|-------|----------|---|----|-------------------|---|----|---|
| Choice | Number | Percentage | | | | | | | | | | | | | | | | | | | |
| Strongly Agree | 11 | 91.67% | | | | | | | | | | | | | | | | | | | |
| Agree | 0 | 0% | | | | | | | | | | | | | | | | | | | |
| Uncertain | 1 | 8.33% | | | | | | | | | | | | | | | | | | | |
| Disagree | 0 | 0% | | | | | | | | | | | | | | | | | | | |
| Strongly Disagree | 0 | 0% | | | | | | | | | | | | | | | | | | | |
| 21 | The material was well organized and presented | <table border="1"> <thead> <tr> <th>Choice</th> <th>Number</th> <th>Percentage</th> </tr> </thead> <tbody> <tr> <td>Strongly Agree</td> <td>11</td> <td>91.67%</td> </tr> <tr> <td>Agree</td> <td>0</td> <td>0%</td> </tr> <tr> <td>Uncertain</td> <td>1</td> <td>8.33%</td> </tr> <tr> <td>Disagree</td> <td>0</td> <td>0%</td> </tr> <tr> <td>Strongly Disagree</td> <td>0</td> <td>0%</td> </tr> </tbody> </table> | Choice | Number | Percentage | Strongly Agree | 11 | 91.67% | Agree | 0 | 0% | Uncertain | 1 | 8.33% | Disagree | 0 | 0% | Strongly Disagree | 0 | 0% |  <p>91.7%</p> <ul style="list-style-type: none"> ● Stron... ● Unce... |
| Choice | Number | Percentage | | | | | | | | | | | | | | | | | | | |
| Strongly Agree | 11 | 91.67% | | | | | | | | | | | | | | | | | | | |
| Agree | 0 | 0% | | | | | | | | | | | | | | | | | | | |
| Uncertain | 1 | 8.33% | | | | | | | | | | | | | | | | | | | |
| Disagree | 0 | 0% | | | | | | | | | | | | | | | | | | | |
| Strongly Disagree | 0 | 0% | | | | | | | | | | | | | | | | | | | |
| 22 | The instructor was responsive to student needs and problems | <table border="1"> <thead> <tr> <th>Choice</th> <th>Number</th> <th>Percentage</th> </tr> </thead> <tbody> <tr> <td>Strongly Agree</td> <td>10</td> <td>83.33%</td> </tr> <tr> <td>Agree</td> <td>1</td> <td>8.33%</td> </tr> <tr> <td>Uncertain</td> <td>1</td> <td>8.33%</td> </tr> <tr> <td>Disagree</td> <td>0</td> <td>0%</td> </tr> <tr> <td>Strongly Disagree</td> <td>0</td> <td>0%</td> </tr> </tbody> </table> | Choice | Number | Percentage | Strongly Agree | 10 | 83.33% | Agree | 1 | 8.33% | Uncertain | 1 | 8.33% | Disagree | 0 | 0% | Strongly Disagree | 0 | 0% |  <p>83.3%</p> <ul style="list-style-type: none"> ● Stron... ● Agree ● Unce... |
| Choice | Number | Percentage | | | | | | | | | | | | | | | | | | | |
| Strongly Agree | 10 | 83.33% | | | | | | | | | | | | | | | | | | | |
| Agree | 1 | 8.33% | | | | | | | | | | | | | | | | | | | |
| Uncertain | 1 | 8.33% | | | | | | | | | | | | | | | | | | | |
| Disagree | 0 | 0% | | | | | | | | | | | | | | | | | | | |
| Strongly Disagree | 0 | 0% | | | | | | | | | | | | | | | | | | | |
| 23 | Had the instructor been regular throughout the course | <table border="1"> <thead> <tr> <th>Choice</th> <th>Number</th> <th>Percentage</th> </tr> </thead> <tbody> <tr> <td>Strongly Agree</td> <td>11</td> <td>91.67%</td> </tr> <tr> <td>Agree</td> <td>0</td> <td>0%</td> </tr> <tr> <td>Uncertain</td> <td>1</td> <td>8.33%</td> </tr> <tr> <td>Disagree</td> <td>0</td> <td>0%</td> </tr> <tr> <td>Strongly Disagree</td> <td>0</td> <td>0%</td> </tr> </tbody> </table> | Choice | Number | Percentage | Strongly Agree | 11 | 91.67% | Agree | 0 | 0% | Uncertain | 1 | 8.33% | Disagree | 0 | 0% | Strongly Disagree | 0 | 0% |  <p>91.7%</p> <ul style="list-style-type: none"> ● Stron... ● Unce... |
| Choice | Number | Percentage | | | | | | | | | | | | | | | | | | | |
| Strongly Agree | 11 | 91.67% | | | | | | | | | | | | | | | | | | | |
| Agree | 0 | 0% | | | | | | | | | | | | | | | | | | | |
| Uncertain | 1 | 8.33% | | | | | | | | | | | | | | | | | | | |
| Disagree | 0 | 0% | | | | | | | | | | | | | | | | | | | |
| Strongly Disagree | 0 | 0% | | | | | | | | | | | | | | | | | | | |
| 24 | The material in the tutorials was useful | <table border="1"> <thead> <tr> <th>Choice</th> <th>Number</th> <th>Percentage</th> </tr> </thead> <tbody> <tr> <td>Strongly Agree</td> <td>10</td> <td>83.33%</td> </tr> <tr> <td>Agree</td> <td>1</td> <td>8.33%</td> </tr> <tr> <td>Uncertain</td> <td>1</td> <td>8.33%</td> </tr> <tr> <td>Disagree</td> <td>0</td> <td>0%</td> </tr> <tr> <td>Strongly Disagree</td> <td>0</td> <td>0%</td> </tr> </tbody> </table> | Choice | Number | Percentage | Strongly Agree | 10 | 83.33% | Agree | 1 | 8.33% | Uncertain | 1 | 8.33% | Disagree | 0 | 0% | Strongly Disagree | 0 | 0% |  <p>83.3%</p> <ul style="list-style-type: none"> ● Stron... ● Agree ● Unce... |
| Choice | Number | Percentage | | | | | | | | | | | | | | | | | | | |
| Strongly Agree | 10 | 83.33% | | | | | | | | | | | | | | | | | | | |
| Agree | 1 | 8.33% | | | | | | | | | | | | | | | | | | | |
| Uncertain | 1 | 8.33% | | | | | | | | | | | | | | | | | | | |
| Disagree | 0 | 0% | | | | | | | | | | | | | | | | | | | |
| Strongly Disagree | 0 | 0% | | | | | | | | | | | | | | | | | | | |

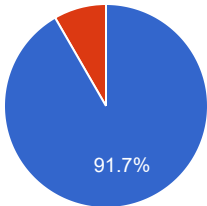
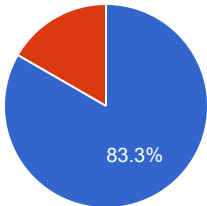
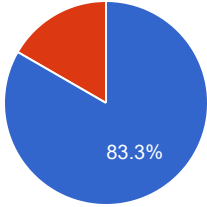
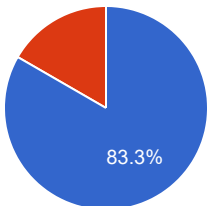
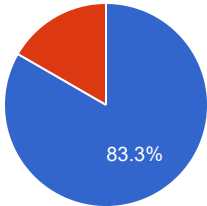
| 25 | I was happy with the amount of work needed for tutorials | <table border="1"> <thead> <tr> <th>Choice</th> <th>Number</th> <th>Percentage</th> </tr> </thead> <tbody> <tr> <td>Strongly Agree</td> <td>10</td> <td>83.33%</td> </tr> <tr> <td>Agree</td> <td>1</td> <td>8.33%</td> </tr> <tr> <td>Uncertain</td> <td>1</td> <td>8.33%</td> </tr> <tr> <td>Disagree</td> <td>0</td> <td>0%</td> </tr> <tr> <td>Strongly Disagree</td> <td>0</td> <td>0%</td> </tr> </tbody> </table> | Choice | Number | Percentage | Strongly Agree | 10 | 83.33% | Agree | 1 | 8.33% | Uncertain | 1 | 8.33% | Disagree | 0 | 0% | Strongly Disagree | 0 | 0% |  <p>83.3%</p> <ul style="list-style-type: none"> ● Stron... ● Agree ● Unce... |
|-------------------|--|--|--------|--------|------------|----------------|----|--------|-------|---|-------|-----------|---|-------|----------|---|----|-------------------|---|----|--|
| Choice | Number | Percentage | | | | | | | | | | | | | | | | | | | |
| Strongly Agree | 10 | 83.33% | | | | | | | | | | | | | | | | | | | |
| Agree | 1 | 8.33% | | | | | | | | | | | | | | | | | | | |
| Uncertain | 1 | 8.33% | | | | | | | | | | | | | | | | | | | |
| Disagree | 0 | 0% | | | | | | | | | | | | | | | | | | | |
| Strongly Disagree | 0 | 0% | | | | | | | | | | | | | | | | | | | |
| 26 | The tutor dealt effectively with my problems | <table border="1"> <thead> <tr> <th>Choice</th> <th>Number</th> <th>Percentage</th> </tr> </thead> <tbody> <tr> <td>Strongly Agree</td> <td>11</td> <td>91.67%</td> </tr> <tr> <td>Agree</td> <td>0</td> <td>0%</td> </tr> <tr> <td>Uncertain</td> <td>1</td> <td>8.33%</td> </tr> <tr> <td>Disagree</td> <td>0</td> <td>0%</td> </tr> <tr> <td>Strongly Disagree</td> <td>0</td> <td>0%</td> </tr> </tbody> </table> | Choice | Number | Percentage | Strongly Agree | 11 | 91.67% | Agree | 0 | 0% | Uncertain | 1 | 8.33% | Disagree | 0 | 0% | Strongly Disagree | 0 | 0% |  <p>91.7%</p> <ul style="list-style-type: none"> ● Stron... ● Unce... |
| Choice | Number | Percentage | | | | | | | | | | | | | | | | | | | |
| Strongly Agree | 11 | 91.67% | | | | | | | | | | | | | | | | | | | |
| Agree | 0 | 0% | | | | | | | | | | | | | | | | | | | |
| Uncertain | 1 | 8.33% | | | | | | | | | | | | | | | | | | | |
| Disagree | 0 | 0% | | | | | | | | | | | | | | | | | | | |
| Strongly Disagree | 0 | 0% | | | | | | | | | | | | | | | | | | | |
| 27 | The material in the practicals was useful | <table border="1"> <thead> <tr> <th>Choice</th> <th>Number</th> <th>Percentage</th> </tr> </thead> <tbody> <tr> <td>Strongly Agree</td> <td>11</td> <td>91.67%</td> </tr> <tr> <td>Agree</td> <td>0</td> <td>0%</td> </tr> <tr> <td>Uncertain</td> <td>1</td> <td>8.33%</td> </tr> <tr> <td>Disagree</td> <td>0</td> <td>0%</td> </tr> <tr> <td>Strongly Disagree</td> <td>0</td> <td>0%</td> </tr> </tbody> </table> | Choice | Number | Percentage | Strongly Agree | 11 | 91.67% | Agree | 0 | 0% | Uncertain | 1 | 8.33% | Disagree | 0 | 0% | Strongly Disagree | 0 | 0% |  <p>91.7%</p> <ul style="list-style-type: none"> ● Stron... ● Unce... |
| Choice | Number | Percentage | | | | | | | | | | | | | | | | | | | |
| Strongly Agree | 11 | 91.67% | | | | | | | | | | | | | | | | | | | |
| Agree | 0 | 0% | | | | | | | | | | | | | | | | | | | |
| Uncertain | 1 | 8.33% | | | | | | | | | | | | | | | | | | | |
| Disagree | 0 | 0% | | | | | | | | | | | | | | | | | | | |
| Strongly Disagree | 0 | 0% | | | | | | | | | | | | | | | | | | | |
| 28 | The demonstrators dealt effectively with my problems | <table border="1"> <thead> <tr> <th>Choice</th> <th>Number</th> <th>Percentage</th> </tr> </thead> <tbody> <tr> <td>Strongly Agree</td> <td>11</td> <td>91.67%</td> </tr> <tr> <td>Agree</td> <td>0</td> <td>0%</td> </tr> <tr> <td>Uncertain</td> <td>1</td> <td>8.33%</td> </tr> <tr> <td>Disagree</td> <td>0</td> <td>0%</td> </tr> <tr> <td>Strongly Disagree</td> <td>0</td> <td>0%</td> </tr> </tbody> </table> | Choice | Number | Percentage | Strongly Agree | 11 | 91.67% | Agree | 0 | 0% | Uncertain | 1 | 8.33% | Disagree | 0 | 0% | Strongly Disagree | 0 | 0% |  <p>91.7%</p> <ul style="list-style-type: none"> ● Stron... ● Unce... |
| Choice | Number | Percentage | | | | | | | | | | | | | | | | | | | |
| Strongly Agree | 11 | 91.67% | | | | | | | | | | | | | | | | | | | |
| Agree | 0 | 0% | | | | | | | | | | | | | | | | | | | |
| Uncertain | 1 | 8.33% | | | | | | | | | | | | | | | | | | | |
| Disagree | 0 | 0% | | | | | | | | | | | | | | | | | | | |
| Strongly Disagree | 0 | 0% | | | | | | | | | | | | | | | | | | | |
| 29 | The best features of the Course were | <p>Best deliver with.example good no INFORMATIONAL accountant all the things informational he was very organized in the presentation of material and the web page was very clear and helpful Knowledge full. informational in project managemnet we learned much more things and techniques about project and management understand project management properly</p> | | | | | | | | | | | | | | | | | | | |

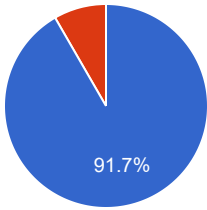
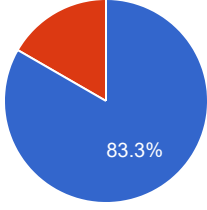
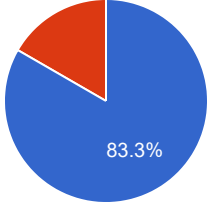
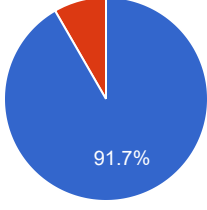
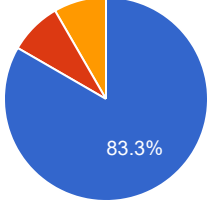
| | | |
|----|--|--|
| 30 | The Course could have been improved by | No good no TEACHER study hard nothing all good both no need of improvement Both of us. both by teacher and students both by teachers and by students teachers |
| 31 | The University does not tolerate discrimination on any irrelevant distinction (e.g. race, age, gender) and is committed to work with diversity in a wholly positive way. Please indicate below anything in relation to this Course which may run counter to this objective | No ok No comments |

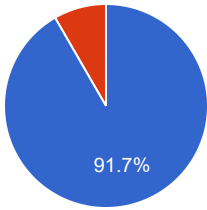
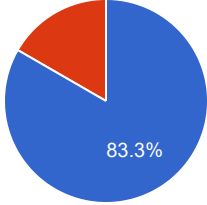
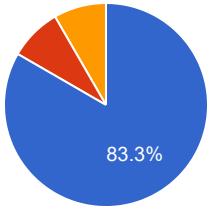
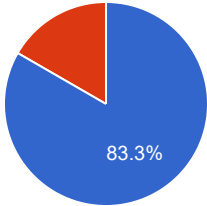
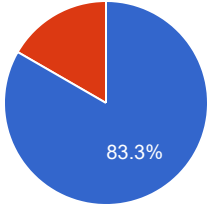
Course Evaluation - Program: 0238

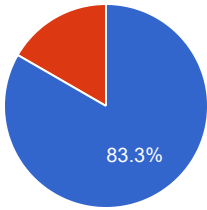
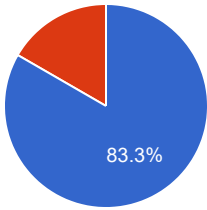
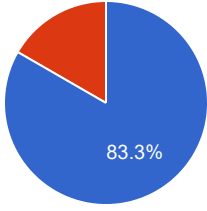
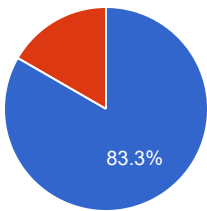
| Teacher Name: SOHRAB ARSHAD | | Course ID: MGT-302(3) Course Title: Entrepreneurship | | Session: 2018 Fall | | | | | | | | | | | | | | | | | | | |
|-------------------------------|--|--|--------|--------------------|------------|----------------|----|--------|-------|---|--------|-----------|---|----|----------|---|----|-------------------|---|----|--|--|--|
| Shift: After noon -- Section: | | Total Strength: 43 | | Attempted: 12 | | | | | | | | | | | | | | | | | | | |
| S.No | Question | Opinions | | | Chart | | | | | | | | | | | | | | | | | | |
| 1 | The course objectives were clear | <table border="1"> <thead> <tr> <th>Choice</th> <th>Number</th> <th>Percentage</th> </tr> </thead> <tbody> <tr> <td>Strongly Agree</td> <td>12</td> <td>100%</td> </tr> <tr> <td>Agree</td> <td>0</td> <td>0%</td> </tr> <tr> <td>Uncertain</td> <td>0</td> <td>0%</td> </tr> <tr> <td>Disagree</td> <td>0</td> <td>0%</td> </tr> <tr> <td>Strongly Disagree</td> <td>0</td> <td>0%</td> </tr> </tbody> </table> | Choice | Number | Percentage | Strongly Agree | 12 | 100% | Agree | 0 | 0% | Uncertain | 0 | 0% | Disagree | 0 | 0% | Strongly Disagree | 0 | 0% | <p>A pie chart with a single blue slice representing 100%. The legend shows a blue dot for 'Stron...' and a red dot for 'Agree'.</p> | | |
| Choice | Number | Percentage | | | | | | | | | | | | | | | | | | | | | |
| Strongly Agree | 12 | 100% | | | | | | | | | | | | | | | | | | | | | |
| Agree | 0 | 0% | | | | | | | | | | | | | | | | | | | | | |
| Uncertain | 0 | 0% | | | | | | | | | | | | | | | | | | | | | |
| Disagree | 0 | 0% | | | | | | | | | | | | | | | | | | | | | |
| Strongly Disagree | 0 | 0% | | | | | | | | | | | | | | | | | | | | | |
| 2 | The Course workload was manageable | <table border="1"> <thead> <tr> <th>Choice</th> <th>Number</th> <th>Percentage</th> </tr> </thead> <tbody> <tr> <td>Strongly Agree</td> <td>11</td> <td>91.67%</td> </tr> <tr> <td>Agree</td> <td>1</td> <td>8.33%</td> </tr> <tr> <td>Uncertain</td> <td>0</td> <td>0%</td> </tr> <tr> <td>Disagree</td> <td>0</td> <td>0%</td> </tr> <tr> <td>Strongly Disagree</td> <td>0</td> <td>0%</td> </tr> </tbody> </table> | Choice | Number | Percentage | Strongly Agree | 11 | 91.67% | Agree | 1 | 8.33% | Uncertain | 0 | 0% | Disagree | 0 | 0% | Strongly Disagree | 0 | 0% | <p>A pie chart with a large blue slice (91.7%) and a small red slice (8.33%). The legend shows a blue dot for 'Stron...' and a red dot for 'Agree'.</p> | | |
| Choice | Number | Percentage | | | | | | | | | | | | | | | | | | | | | |
| Strongly Agree | 11 | 91.67% | | | | | | | | | | | | | | | | | | | | | |
| Agree | 1 | 8.33% | | | | | | | | | | | | | | | | | | | | | |
| Uncertain | 0 | 0% | | | | | | | | | | | | | | | | | | | | | |
| Disagree | 0 | 0% | | | | | | | | | | | | | | | | | | | | | |
| Strongly Disagree | 0 | 0% | | | | | | | | | | | | | | | | | | | | | |
| 3 | The Course was well organized (e.g. timely access to materials, notification of changes, etc.) | <table border="1"> <thead> <tr> <th>Choice</th> <th>Number</th> <th>Percentage</th> </tr> </thead> <tbody> <tr> <td>Strongly Agree</td> <td>11</td> <td>91.67%</td> </tr> <tr> <td>Agree</td> <td>1</td> <td>8.33%</td> </tr> <tr> <td>Uncertain</td> <td>0</td> <td>0%</td> </tr> <tr> <td>Disagree</td> <td>0</td> <td>0%</td> </tr> <tr> <td>Strongly Disagree</td> <td>0</td> <td>0%</td> </tr> </tbody> </table> | Choice | Number | Percentage | Strongly Agree | 11 | 91.67% | Agree | 1 | 8.33% | Uncertain | 0 | 0% | Disagree | 0 | 0% | Strongly Disagree | 0 | 0% | <p>A pie chart with a large blue slice (91.7%) and a small red slice (8.33%). The legend shows a blue dot for 'Stron...' and a red dot for 'Agree'.</p> | | |
| Choice | Number | Percentage | | | | | | | | | | | | | | | | | | | | | |
| Strongly Agree | 11 | 91.67% | | | | | | | | | | | | | | | | | | | | | |
| Agree | 1 | 8.33% | | | | | | | | | | | | | | | | | | | | | |
| Uncertain | 0 | 0% | | | | | | | | | | | | | | | | | | | | | |
| Disagree | 0 | 0% | | | | | | | | | | | | | | | | | | | | | |
| Strongly Disagree | 0 | 0% | | | | | | | | | | | | | | | | | | | | | |
| 4 | I participated actively in the Course | <table border="1"> <thead> <tr> <th>Choice</th> <th>Number</th> <th>Percentage</th> </tr> </thead> <tbody> <tr> <td>Strongly Agree</td> <td>10</td> <td>83.33%</td> </tr> <tr> <td>Agree</td> <td>2</td> <td>16.67%</td> </tr> <tr> <td>Uncertain</td> <td>0</td> <td>0%</td> </tr> <tr> <td>Disagree</td> <td>0</td> <td>0%</td> </tr> <tr> <td>Strongly Disagree</td> <td>0</td> <td>0%</td> </tr> </tbody> </table> | Choice | Number | Percentage | Strongly Agree | 10 | 83.33% | Agree | 2 | 16.67% | Uncertain | 0 | 0% | Disagree | 0 | 0% | Strongly Disagree | 0 | 0% | <p>A pie chart with a large blue slice (83.3%) and a smaller red slice (16.67%). The legend shows a blue dot for 'Stron...' and a red dot for 'Agree'.</p> | | |
| Choice | Number | Percentage | | | | | | | | | | | | | | | | | | | | | |
| Strongly Agree | 10 | 83.33% | | | | | | | | | | | | | | | | | | | | | |
| Agree | 2 | 16.67% | | | | | | | | | | | | | | | | | | | | | |
| Uncertain | 0 | 0% | | | | | | | | | | | | | | | | | | | | | |
| Disagree | 0 | 0% | | | | | | | | | | | | | | | | | | | | | |
| Strongly Disagree | 0 | 0% | | | | | | | | | | | | | | | | | | | | | |

| 5 | I think I have made progress in this Course | <table border="1"> <thead> <tr> <th>Choice</th> <th>Number</th> <th>Percentage</th> </tr> </thead> <tbody> <tr> <td>Strongly Agree</td> <td>11</td> <td>91.67%</td> </tr> <tr> <td>Agree</td> <td>1</td> <td>8.33%</td> </tr> <tr> <td>Uncertain</td> <td>0</td> <td>0%</td> </tr> <tr> <td>Disagree</td> <td>0</td> <td>0%</td> </tr> <tr> <td>Strongly Disagree</td> <td>0</td> <td>0%</td> </tr> </tbody> </table> | Choice | Number | Percentage | Strongly Agree | 11 | 91.67% | Agree | 1 | 8.33% | Uncertain | 0 | 0% | Disagree | 0 | 0% | Strongly Disagree | 0 | 0% |  <p>91.7%</p> <ul style="list-style-type: none"> ● Stron... ● Agree |
|-------------------|---|--|--------|--------|------------|----------------|----|--------|-------|---|--------|-----------|---|----|----------|---|----|-------------------|---|----|--|
| Choice | Number | Percentage | | | | | | | | | | | | | | | | | | | |
| Strongly Agree | 11 | 91.67% | | | | | | | | | | | | | | | | | | | |
| Agree | 1 | 8.33% | | | | | | | | | | | | | | | | | | | |
| Uncertain | 0 | 0% | | | | | | | | | | | | | | | | | | | |
| Disagree | 0 | 0% | | | | | | | | | | | | | | | | | | | |
| Strongly Disagree | 0 | 0% | | | | | | | | | | | | | | | | | | | |
| 6 | I think the Course was well structured to achieve the learning outcomes (there was a good balance of lectures, tutorials, practical etc.) | <table border="1"> <thead> <tr> <th>Choice</th> <th>Number</th> <th>Percentage</th> </tr> </thead> <tbody> <tr> <td>Strongly Agree</td> <td>11</td> <td>91.67%</td> </tr> <tr> <td>Agree</td> <td>1</td> <td>8.33%</td> </tr> <tr> <td>Uncertain</td> <td>0</td> <td>0%</td> </tr> <tr> <td>Disagree</td> <td>0</td> <td>0%</td> </tr> <tr> <td>Strongly Disagree</td> <td>0</td> <td>0%</td> </tr> </tbody> </table> | Choice | Number | Percentage | Strongly Agree | 11 | 91.67% | Agree | 1 | 8.33% | Uncertain | 0 | 0% | Disagree | 0 | 0% | Strongly Disagree | 0 | 0% |  <p>91.7%</p> <ul style="list-style-type: none"> ● Stron... ● Agree |
| Choice | Number | Percentage | | | | | | | | | | | | | | | | | | | |
| Strongly Agree | 11 | 91.67% | | | | | | | | | | | | | | | | | | | |
| Agree | 1 | 8.33% | | | | | | | | | | | | | | | | | | | |
| Uncertain | 0 | 0% | | | | | | | | | | | | | | | | | | | |
| Disagree | 0 | 0% | | | | | | | | | | | | | | | | | | | |
| Strongly Disagree | 0 | 0% | | | | | | | | | | | | | | | | | | | |
| 7 | The learning and teaching methods encouraged participation | <table border="1"> <thead> <tr> <th>Choice</th> <th>Number</th> <th>Percentage</th> </tr> </thead> <tbody> <tr> <td>Strongly Agree</td> <td>10</td> <td>83.33%</td> </tr> <tr> <td>Agree</td> <td>2</td> <td>16.67%</td> </tr> <tr> <td>Uncertain</td> <td>0</td> <td>0%</td> </tr> <tr> <td>Disagree</td> <td>0</td> <td>0%</td> </tr> <tr> <td>Strongly Disagree</td> <td>0</td> <td>0%</td> </tr> </tbody> </table> | Choice | Number | Percentage | Strongly Agree | 10 | 83.33% | Agree | 2 | 16.67% | Uncertain | 0 | 0% | Disagree | 0 | 0% | Strongly Disagree | 0 | 0% |  <p>83.3%</p> <ul style="list-style-type: none"> ● Stron... ● Agree |
| Choice | Number | Percentage | | | | | | | | | | | | | | | | | | | |
| Strongly Agree | 10 | 83.33% | | | | | | | | | | | | | | | | | | | |
| Agree | 2 | 16.67% | | | | | | | | | | | | | | | | | | | |
| Uncertain | 0 | 0% | | | | | | | | | | | | | | | | | | | |
| Disagree | 0 | 0% | | | | | | | | | | | | | | | | | | | |
| Strongly Disagree | 0 | 0% | | | | | | | | | | | | | | | | | | | |
| 8 | The overall environment in the class was conducive to learning | <table border="1"> <thead> <tr> <th>Choice</th> <th>Number</th> <th>Percentage</th> </tr> </thead> <tbody> <tr> <td>Strongly Agree</td> <td>10</td> <td>83.33%</td> </tr> <tr> <td>Agree</td> <td>2</td> <td>16.67%</td> </tr> <tr> <td>Uncertain</td> <td>0</td> <td>0%</td> </tr> <tr> <td>Disagree</td> <td>0</td> <td>0%</td> </tr> <tr> <td>Strongly Disagree</td> <td>0</td> <td>0%</td> </tr> </tbody> </table> | Choice | Number | Percentage | Strongly Agree | 10 | 83.33% | Agree | 2 | 16.67% | Uncertain | 0 | 0% | Disagree | 0 | 0% | Strongly Disagree | 0 | 0% |  <p>83.3%</p> <ul style="list-style-type: none"> ● Stron... ● Agree |
| Choice | Number | Percentage | | | | | | | | | | | | | | | | | | | |
| Strongly Agree | 10 | 83.33% | | | | | | | | | | | | | | | | | | | |
| Agree | 2 | 16.67% | | | | | | | | | | | | | | | | | | | |
| Uncertain | 0 | 0% | | | | | | | | | | | | | | | | | | | |
| Disagree | 0 | 0% | | | | | | | | | | | | | | | | | | | |
| Strongly Disagree | 0 | 0% | | | | | | | | | | | | | | | | | | | |
| 9 | Classrooms were satisfactory | <table border="1"> <thead> <tr> <th>Choice</th> <th>Number</th> <th>Percentage</th> </tr> </thead> <tbody> <tr> <td>Strongly Agree</td> <td>11</td> <td>91.67%</td> </tr> <tr> <td>Agree</td> <td>1</td> <td>8.33%</td> </tr> <tr> <td>Uncertain</td> <td>0</td> <td>0%</td> </tr> <tr> <td>Disagree</td> <td>0</td> <td>0%</td> </tr> <tr> <td>Strongly Disagree</td> <td>0</td> <td>0%</td> </tr> </tbody> </table> | Choice | Number | Percentage | Strongly Agree | 11 | 91.67% | Agree | 1 | 8.33% | Uncertain | 0 | 0% | Disagree | 0 | 0% | Strongly Disagree | 0 | 0% |  <p>91.7%</p> <ul style="list-style-type: none"> ● Stron... ● Agree |
| Choice | Number | Percentage | | | | | | | | | | | | | | | | | | | |
| Strongly Agree | 11 | 91.67% | | | | | | | | | | | | | | | | | | | |
| Agree | 1 | 8.33% | | | | | | | | | | | | | | | | | | | |
| Uncertain | 0 | 0% | | | | | | | | | | | | | | | | | | | |
| Disagree | 0 | 0% | | | | | | | | | | | | | | | | | | | |
| Strongly Disagree | 0 | 0% | | | | | | | | | | | | | | | | | | | |

| 10 | Learning materials (Lesson Plans, Course Notes etc.) were relevant and useful | <table border="1"> <thead> <tr> <th>Choice</th> <th>Number</th> <th>Percentage</th> </tr> </thead> <tbody> <tr> <td>Strongly Agree</td> <td>11</td> <td>91.67%</td> </tr> <tr> <td>Agree</td> <td>1</td> <td>8.33%</td> </tr> <tr> <td>Uncertain</td> <td>0</td> <td>0%</td> </tr> <tr> <td>Disagree</td> <td>0</td> <td>0%</td> </tr> <tr> <td>Strongly Disagree</td> <td>0</td> <td>0%</td> </tr> </tbody> </table> | Choice | Number | Percentage | Strongly Agree | 11 | 91.67% | Agree | 1 | 8.33% | Uncertain | 0 | 0% | Disagree | 0 | 0% | Strongly Disagree | 0 | 0% |  <p>91.7%</p> <ul style="list-style-type: none"> ● Stron... ● Agree |
|-------------------|--|--|--------|--------|------------|----------------|----|--------|-------|---|--------|-----------|---|----|----------|---|----|-------------------|---|----|--|
| Choice | Number | Percentage | | | | | | | | | | | | | | | | | | | |
| Strongly Agree | 11 | 91.67% | | | | | | | | | | | | | | | | | | | |
| Agree | 1 | 8.33% | | | | | | | | | | | | | | | | | | | |
| Uncertain | 0 | 0% | | | | | | | | | | | | | | | | | | | |
| Disagree | 0 | 0% | | | | | | | | | | | | | | | | | | | |
| Strongly Disagree | 0 | 0% | | | | | | | | | | | | | | | | | | | |
| 11 | Recommended reading Books etc. were relevant and appropriate | <table border="1"> <thead> <tr> <th>Choice</th> <th>Number</th> <th>Percentage</th> </tr> </thead> <tbody> <tr> <td>Strongly Agree</td> <td>10</td> <td>83.33%</td> </tr> <tr> <td>Agree</td> <td>2</td> <td>16.67%</td> </tr> <tr> <td>Uncertain</td> <td>0</td> <td>0%</td> </tr> <tr> <td>Disagree</td> <td>0</td> <td>0%</td> </tr> <tr> <td>Strongly Disagree</td> <td>0</td> <td>0%</td> </tr> </tbody> </table> | Choice | Number | Percentage | Strongly Agree | 10 | 83.33% | Agree | 2 | 16.67% | Uncertain | 0 | 0% | Disagree | 0 | 0% | Strongly Disagree | 0 | 0% |  <p>83.3%</p> <ul style="list-style-type: none"> ● Stron... ● Agree |
| Choice | Number | Percentage | | | | | | | | | | | | | | | | | | | |
| Strongly Agree | 10 | 83.33% | | | | | | | | | | | | | | | | | | | |
| Agree | 2 | 16.67% | | | | | | | | | | | | | | | | | | | |
| Uncertain | 0 | 0% | | | | | | | | | | | | | | | | | | | |
| Disagree | 0 | 0% | | | | | | | | | | | | | | | | | | | |
| Strongly Disagree | 0 | 0% | | | | | | | | | | | | | | | | | | | |
| 12 | The provision of learning resources in the library was adequate and appropriate | <table border="1"> <thead> <tr> <th>Choice</th> <th>Number</th> <th>Percentage</th> </tr> </thead> <tbody> <tr> <td>Strongly Agree</td> <td>10</td> <td>83.33%</td> </tr> <tr> <td>Agree</td> <td>2</td> <td>16.67%</td> </tr> <tr> <td>Uncertain</td> <td>0</td> <td>0%</td> </tr> <tr> <td>Disagree</td> <td>0</td> <td>0%</td> </tr> <tr> <td>Strongly Disagree</td> <td>0</td> <td>0%</td> </tr> </tbody> </table> | Choice | Number | Percentage | Strongly Agree | 10 | 83.33% | Agree | 2 | 16.67% | Uncertain | 0 | 0% | Disagree | 0 | 0% | Strongly Disagree | 0 | 0% |  <p>83.3%</p> <ul style="list-style-type: none"> ● Stron... ● Agree |
| Choice | Number | Percentage | | | | | | | | | | | | | | | | | | | |
| Strongly Agree | 10 | 83.33% | | | | | | | | | | | | | | | | | | | |
| Agree | 2 | 16.67% | | | | | | | | | | | | | | | | | | | |
| Uncertain | 0 | 0% | | | | | | | | | | | | | | | | | | | |
| Disagree | 0 | 0% | | | | | | | | | | | | | | | | | | | |
| Strongly Disagree | 0 | 0% | | | | | | | | | | | | | | | | | | | |
| 13 | The provision of learning resources on the Web was adequate and appropriate (if relevant) | <table border="1"> <thead> <tr> <th>Choice</th> <th>Number</th> <th>Percentage</th> </tr> </thead> <tbody> <tr> <td>Strongly Agree</td> <td>10</td> <td>83.33%</td> </tr> <tr> <td>Agree</td> <td>2</td> <td>16.67%</td> </tr> <tr> <td>Uncertain</td> <td>0</td> <td>0%</td> </tr> <tr> <td>Disagree</td> <td>0</td> <td>0%</td> </tr> <tr> <td>Strongly Disagree</td> <td>0</td> <td>0%</td> </tr> </tbody> </table> | Choice | Number | Percentage | Strongly Agree | 10 | 83.33% | Agree | 2 | 16.67% | Uncertain | 0 | 0% | Disagree | 0 | 0% | Strongly Disagree | 0 | 0% |  <p>83.3%</p> <ul style="list-style-type: none"> ● Stron... ● Agree |
| Choice | Number | Percentage | | | | | | | | | | | | | | | | | | | |
| Strongly Agree | 10 | 83.33% | | | | | | | | | | | | | | | | | | | |
| Agree | 2 | 16.67% | | | | | | | | | | | | | | | | | | | |
| Uncertain | 0 | 0% | | | | | | | | | | | | | | | | | | | |
| Disagree | 0 | 0% | | | | | | | | | | | | | | | | | | | |
| Strongly Disagree | 0 | 0% | | | | | | | | | | | | | | | | | | | |
| 14 | The Course stimulated my interest and thought on the subject area | <table border="1"> <thead> <tr> <th>Choice</th> <th>Number</th> <th>Percentage</th> </tr> </thead> <tbody> <tr> <td>Strongly Agree</td> <td>10</td> <td>83.33%</td> </tr> <tr> <td>Agree</td> <td>2</td> <td>16.67%</td> </tr> <tr> <td>Uncertain</td> <td>0</td> <td>0%</td> </tr> <tr> <td>Disagree</td> <td>0</td> <td>0%</td> </tr> <tr> <td>Strongly Disagree</td> <td>0</td> <td>0%</td> </tr> </tbody> </table> | Choice | Number | Percentage | Strongly Agree | 10 | 83.33% | Agree | 2 | 16.67% | Uncertain | 0 | 0% | Disagree | 0 | 0% | Strongly Disagree | 0 | 0% |  <p>83.3%</p> <ul style="list-style-type: none"> ● Stron... ● Agree |
| Choice | Number | Percentage | | | | | | | | | | | | | | | | | | | |
| Strongly Agree | 10 | 83.33% | | | | | | | | | | | | | | | | | | | |
| Agree | 2 | 16.67% | | | | | | | | | | | | | | | | | | | |
| Uncertain | 0 | 0% | | | | | | | | | | | | | | | | | | | |
| Disagree | 0 | 0% | | | | | | | | | | | | | | | | | | | |
| Strongly Disagree | 0 | 0% | | | | | | | | | | | | | | | | | | | |

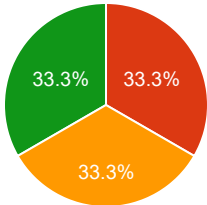
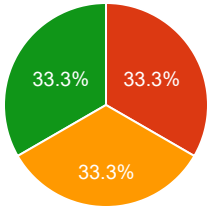
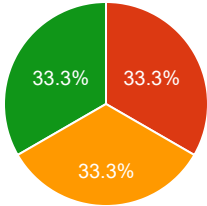
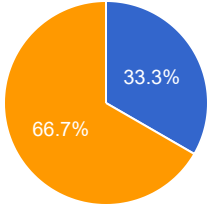
| 15 | The pace of the Course was appropriate | <table border="1"> <thead> <tr> <th>Choice</th> <th>Number</th> <th>Percentage</th> </tr> </thead> <tbody> <tr> <td>Strongly Agree</td> <td>11</td> <td>91.67%</td> </tr> <tr> <td>Agree</td> <td>1</td> <td>8.33%</td> </tr> <tr> <td>Uncertain</td> <td>0</td> <td>0%</td> </tr> <tr> <td>Disagree</td> <td>0</td> <td>0%</td> </tr> <tr> <td>Strongly Disagree</td> <td>0</td> <td>0%</td> </tr> </tbody> </table> | Choice | Number | Percentage | Strongly Agree | 11 | 91.67% | Agree | 1 | 8.33% | Uncertain | 0 | 0% | Disagree | 0 | 0% | Strongly Disagree | 0 | 0% |  <p>91.7%</p> <ul style="list-style-type: none"> ● Stron... ● Agree |
|-------------------|---|--|--------|--------|------------|----------------|----|--------|-------|---|--------|-----------|---|-------|----------|---|----|-------------------|---|----|---|
| Choice | Number | Percentage | | | | | | | | | | | | | | | | | | | |
| Strongly Agree | 11 | 91.67% | | | | | | | | | | | | | | | | | | | |
| Agree | 1 | 8.33% | | | | | | | | | | | | | | | | | | | |
| Uncertain | 0 | 0% | | | | | | | | | | | | | | | | | | | |
| Disagree | 0 | 0% | | | | | | | | | | | | | | | | | | | |
| Strongly Disagree | 0 | 0% | | | | | | | | | | | | | | | | | | | |
| 16 | Ideas and concepts were presented clearly | <table border="1"> <thead> <tr> <th>Choice</th> <th>Number</th> <th>Percentage</th> </tr> </thead> <tbody> <tr> <td>Strongly Agree</td> <td>10</td> <td>83.33%</td> </tr> <tr> <td>Agree</td> <td>2</td> <td>16.67%</td> </tr> <tr> <td>Uncertain</td> <td>0</td> <td>0%</td> </tr> <tr> <td>Disagree</td> <td>0</td> <td>0%</td> </tr> <tr> <td>Strongly Disagree</td> <td>0</td> <td>0%</td> </tr> </tbody> </table> | Choice | Number | Percentage | Strongly Agree | 10 | 83.33% | Agree | 2 | 16.67% | Uncertain | 0 | 0% | Disagree | 0 | 0% | Strongly Disagree | 0 | 0% |  <p>83.3%</p> <ul style="list-style-type: none"> ● Stron... ● Agree |
| Choice | Number | Percentage | | | | | | | | | | | | | | | | | | | |
| Strongly Agree | 10 | 83.33% | | | | | | | | | | | | | | | | | | | |
| Agree | 2 | 16.67% | | | | | | | | | | | | | | | | | | | |
| Uncertain | 0 | 0% | | | | | | | | | | | | | | | | | | | |
| Disagree | 0 | 0% | | | | | | | | | | | | | | | | | | | |
| Strongly Disagree | 0 | 0% | | | | | | | | | | | | | | | | | | | |
| 17 | The method of assessment were reasonable | <table border="1"> <thead> <tr> <th>Choice</th> <th>Number</th> <th>Percentage</th> </tr> </thead> <tbody> <tr> <td>Strongly Agree</td> <td>10</td> <td>83.33%</td> </tr> <tr> <td>Agree</td> <td>2</td> <td>16.67%</td> </tr> <tr> <td>Uncertain</td> <td>0</td> <td>0%</td> </tr> <tr> <td>Disagree</td> <td>0</td> <td>0%</td> </tr> <tr> <td>Strongly Disagree</td> <td>0</td> <td>0%</td> </tr> </tbody> </table> | Choice | Number | Percentage | Strongly Agree | 10 | 83.33% | Agree | 2 | 16.67% | Uncertain | 0 | 0% | Disagree | 0 | 0% | Strongly Disagree | 0 | 0% |  <p>83.3%</p> <ul style="list-style-type: none"> ● Stron... ● Agree |
| Choice | Number | Percentage | | | | | | | | | | | | | | | | | | | |
| Strongly Agree | 10 | 83.33% | | | | | | | | | | | | | | | | | | | |
| Agree | 2 | 16.67% | | | | | | | | | | | | | | | | | | | |
| Uncertain | 0 | 0% | | | | | | | | | | | | | | | | | | | |
| Disagree | 0 | 0% | | | | | | | | | | | | | | | | | | | |
| Strongly Disagree | 0 | 0% | | | | | | | | | | | | | | | | | | | |
| 18 | Feedback on assessment was timely | <table border="1"> <thead> <tr> <th>Choice</th> <th>Number</th> <th>Percentage</th> </tr> </thead> <tbody> <tr> <td>Strongly Agree</td> <td>11</td> <td>91.67%</td> </tr> <tr> <td>Agree</td> <td>1</td> <td>8.33%</td> </tr> <tr> <td>Uncertain</td> <td>0</td> <td>0%</td> </tr> <tr> <td>Disagree</td> <td>0</td> <td>0%</td> </tr> <tr> <td>Strongly Disagree</td> <td>0</td> <td>0%</td> </tr> </tbody> </table> | Choice | Number | Percentage | Strongly Agree | 11 | 91.67% | Agree | 1 | 8.33% | Uncertain | 0 | 0% | Disagree | 0 | 0% | Strongly Disagree | 0 | 0% |  <p>91.7%</p> <ul style="list-style-type: none"> ● Stron... ● Agree |
| Choice | Number | Percentage | | | | | | | | | | | | | | | | | | | |
| Strongly Agree | 11 | 91.67% | | | | | | | | | | | | | | | | | | | |
| Agree | 1 | 8.33% | | | | | | | | | | | | | | | | | | | |
| Uncertain | 0 | 0% | | | | | | | | | | | | | | | | | | | |
| Disagree | 0 | 0% | | | | | | | | | | | | | | | | | | | |
| Strongly Disagree | 0 | 0% | | | | | | | | | | | | | | | | | | | |
| 19 | Feedback on assessment was helpful | <table border="1"> <thead> <tr> <th>Choice</th> <th>Number</th> <th>Percentage</th> </tr> </thead> <tbody> <tr> <td>Strongly Agree</td> <td>10</td> <td>83.33%</td> </tr> <tr> <td>Agree</td> <td>1</td> <td>8.33%</td> </tr> <tr> <td>Uncertain</td> <td>1</td> <td>8.33%</td> </tr> <tr> <td>Disagree</td> <td>0</td> <td>0%</td> </tr> <tr> <td>Strongly Disagree</td> <td>0</td> <td>0%</td> </tr> </tbody> </table> | Choice | Number | Percentage | Strongly Agree | 10 | 83.33% | Agree | 1 | 8.33% | Uncertain | 1 | 8.33% | Disagree | 0 | 0% | Strongly Disagree | 0 | 0% |  <p>83.3%</p> <ul style="list-style-type: none"> ● Stron... ● Agree ● Unce... |
| Choice | Number | Percentage | | | | | | | | | | | | | | | | | | | |
| Strongly Agree | 10 | 83.33% | | | | | | | | | | | | | | | | | | | |
| Agree | 1 | 8.33% | | | | | | | | | | | | | | | | | | | |
| Uncertain | 1 | 8.33% | | | | | | | | | | | | | | | | | | | |
| Disagree | 0 | 0% | | | | | | | | | | | | | | | | | | | |
| Strongly Disagree | 0 | 0% | | | | | | | | | | | | | | | | | | | |

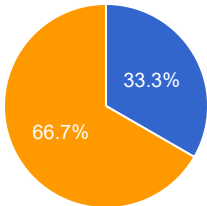
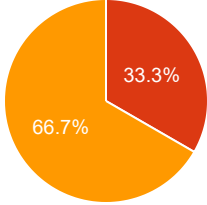
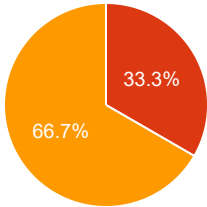
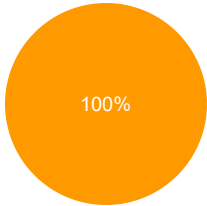
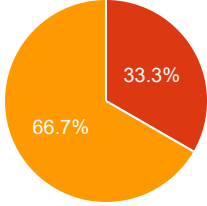
| 20 | I understood the lectures | <table border="1"> <thead> <tr> <th>Choice</th> <th>Number</th> <th>Percentage</th> </tr> </thead> <tbody> <tr> <td>Strongly Agree</td> <td>11</td> <td>91.67%</td> </tr> <tr> <td>Agree</td> <td>1</td> <td>8.33%</td> </tr> <tr> <td>Uncertain</td> <td>0</td> <td>0%</td> </tr> <tr> <td>Disagree</td> <td>0</td> <td>0%</td> </tr> <tr> <td>Strongly Disagree</td> <td>0</td> <td>0%</td> </tr> </tbody> </table> | Choice | Number | Percentage | Strongly Agree | 11 | 91.67% | Agree | 1 | 8.33% | Uncertain | 0 | 0% | Disagree | 0 | 0% | Strongly Disagree | 0 | 0% |  <p>91.7%</p> <ul style="list-style-type: none"> ● Stron... ● Agree |
|-------------------|---|--|--------|--------|------------|----------------|----|--------|-------|---|--------|-----------|---|-------|----------|---|----|-------------------|---|----|--|
| Choice | Number | Percentage | | | | | | | | | | | | | | | | | | | |
| Strongly Agree | 11 | 91.67% | | | | | | | | | | | | | | | | | | | |
| Agree | 1 | 8.33% | | | | | | | | | | | | | | | | | | | |
| Uncertain | 0 | 0% | | | | | | | | | | | | | | | | | | | |
| Disagree | 0 | 0% | | | | | | | | | | | | | | | | | | | |
| Strongly Disagree | 0 | 0% | | | | | | | | | | | | | | | | | | | |
| 21 | The material was well organized and presented | <table border="1"> <thead> <tr> <th>Choice</th> <th>Number</th> <th>Percentage</th> </tr> </thead> <tbody> <tr> <td>Strongly Agree</td> <td>10</td> <td>83.33%</td> </tr> <tr> <td>Agree</td> <td>2</td> <td>16.67%</td> </tr> <tr> <td>Uncertain</td> <td>0</td> <td>0%</td> </tr> <tr> <td>Disagree</td> <td>0</td> <td>0%</td> </tr> <tr> <td>Strongly Disagree</td> <td>0</td> <td>0%</td> </tr> </tbody> </table> | Choice | Number | Percentage | Strongly Agree | 10 | 83.33% | Agree | 2 | 16.67% | Uncertain | 0 | 0% | Disagree | 0 | 0% | Strongly Disagree | 0 | 0% |  <p>83.3%</p> <ul style="list-style-type: none"> ● Stron... ● Agree |
| Choice | Number | Percentage | | | | | | | | | | | | | | | | | | | |
| Strongly Agree | 10 | 83.33% | | | | | | | | | | | | | | | | | | | |
| Agree | 2 | 16.67% | | | | | | | | | | | | | | | | | | | |
| Uncertain | 0 | 0% | | | | | | | | | | | | | | | | | | | |
| Disagree | 0 | 0% | | | | | | | | | | | | | | | | | | | |
| Strongly Disagree | 0 | 0% | | | | | | | | | | | | | | | | | | | |
| 22 | The instructor was responsive to student needs and problems | <table border="1"> <thead> <tr> <th>Choice</th> <th>Number</th> <th>Percentage</th> </tr> </thead> <tbody> <tr> <td>Strongly Agree</td> <td>10</td> <td>83.33%</td> </tr> <tr> <td>Agree</td> <td>1</td> <td>8.33%</td> </tr> <tr> <td>Uncertain</td> <td>1</td> <td>8.33%</td> </tr> <tr> <td>Disagree</td> <td>0</td> <td>0%</td> </tr> <tr> <td>Strongly Disagree</td> <td>0</td> <td>0%</td> </tr> </tbody> </table> | Choice | Number | Percentage | Strongly Agree | 10 | 83.33% | Agree | 1 | 8.33% | Uncertain | 1 | 8.33% | Disagree | 0 | 0% | Strongly Disagree | 0 | 0% |  <p>83.3%</p> <ul style="list-style-type: none"> ● Stron... ● Agree ● Unce... |
| Choice | Number | Percentage | | | | | | | | | | | | | | | | | | | |
| Strongly Agree | 10 | 83.33% | | | | | | | | | | | | | | | | | | | |
| Agree | 1 | 8.33% | | | | | | | | | | | | | | | | | | | |
| Uncertain | 1 | 8.33% | | | | | | | | | | | | | | | | | | | |
| Disagree | 0 | 0% | | | | | | | | | | | | | | | | | | | |
| Strongly Disagree | 0 | 0% | | | | | | | | | | | | | | | | | | | |
| 23 | Had the instructor been regular throughout the course | <table border="1"> <thead> <tr> <th>Choice</th> <th>Number</th> <th>Percentage</th> </tr> </thead> <tbody> <tr> <td>Strongly Agree</td> <td>10</td> <td>83.33%</td> </tr> <tr> <td>Agree</td> <td>2</td> <td>16.67%</td> </tr> <tr> <td>Uncertain</td> <td>0</td> <td>0%</td> </tr> <tr> <td>Disagree</td> <td>0</td> <td>0%</td> </tr> <tr> <td>Strongly Disagree</td> <td>0</td> <td>0%</td> </tr> </tbody> </table> | Choice | Number | Percentage | Strongly Agree | 10 | 83.33% | Agree | 2 | 16.67% | Uncertain | 0 | 0% | Disagree | 0 | 0% | Strongly Disagree | 0 | 0% |  <p>83.3%</p> <ul style="list-style-type: none"> ● Stron... ● Agree |
| Choice | Number | Percentage | | | | | | | | | | | | | | | | | | | |
| Strongly Agree | 10 | 83.33% | | | | | | | | | | | | | | | | | | | |
| Agree | 2 | 16.67% | | | | | | | | | | | | | | | | | | | |
| Uncertain | 0 | 0% | | | | | | | | | | | | | | | | | | | |
| Disagree | 0 | 0% | | | | | | | | | | | | | | | | | | | |
| Strongly Disagree | 0 | 0% | | | | | | | | | | | | | | | | | | | |
| 24 | The material in the tutorials was useful | <table border="1"> <thead> <tr> <th>Choice</th> <th>Number</th> <th>Percentage</th> </tr> </thead> <tbody> <tr> <td>Strongly Agree</td> <td>10</td> <td>83.33%</td> </tr> <tr> <td>Agree</td> <td>2</td> <td>16.67%</td> </tr> <tr> <td>Uncertain</td> <td>0</td> <td>0%</td> </tr> <tr> <td>Disagree</td> <td>0</td> <td>0%</td> </tr> <tr> <td>Strongly Disagree</td> <td>0</td> <td>0%</td> </tr> </tbody> </table> | Choice | Number | Percentage | Strongly Agree | 10 | 83.33% | Agree | 2 | 16.67% | Uncertain | 0 | 0% | Disagree | 0 | 0% | Strongly Disagree | 0 | 0% |  <p>83.3%</p> <ul style="list-style-type: none"> ● Stron... ● Agree |
| Choice | Number | Percentage | | | | | | | | | | | | | | | | | | | |
| Strongly Agree | 10 | 83.33% | | | | | | | | | | | | | | | | | | | |
| Agree | 2 | 16.67% | | | | | | | | | | | | | | | | | | | |
| Uncertain | 0 | 0% | | | | | | | | | | | | | | | | | | | |
| Disagree | 0 | 0% | | | | | | | | | | | | | | | | | | | |
| Strongly Disagree | 0 | 0% | | | | | | | | | | | | | | | | | | | |

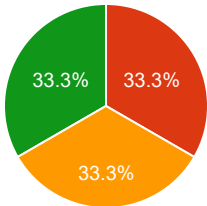
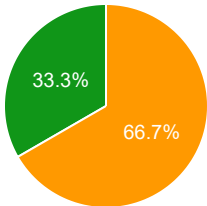
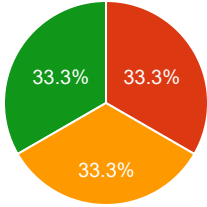
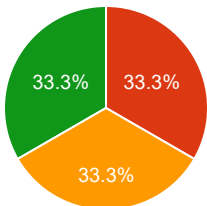
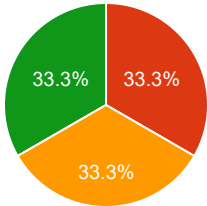
| 25 | I was happy with the amount of work needed for tutorials | <table border="1"> <thead> <tr> <th>Choice</th> <th>Number</th> <th>Percentage</th> </tr> </thead> <tbody> <tr> <td>Strongly Agree</td> <td>10</td> <td>83.33%</td> </tr> <tr> <td>Agree</td> <td>2</td> <td>16.67%</td> </tr> <tr> <td>Uncertain</td> <td>0</td> <td>0%</td> </tr> <tr> <td>Disagree</td> <td>0</td> <td>0%</td> </tr> <tr> <td>Strongly Disagree</td> <td>0</td> <td>0%</td> </tr> </tbody> </table> | Choice | Number | Percentage | Strongly Agree | 10 | 83.33% | Agree | 2 | 16.67% | Uncertain | 0 | 0% | Disagree | 0 | 0% | Strongly Disagree | 0 | 0% |  <p>83.3%</p> <p>● Stron... ● Agree</p> |
|-------------------|--|--|--------|--------|------------|----------------|----|--------|-------|---|--------|-----------|---|----|----------|---|----|-------------------|---|----|--|
| Choice | Number | Percentage | | | | | | | | | | | | | | | | | | | |
| Strongly Agree | 10 | 83.33% | | | | | | | | | | | | | | | | | | | |
| Agree | 2 | 16.67% | | | | | | | | | | | | | | | | | | | |
| Uncertain | 0 | 0% | | | | | | | | | | | | | | | | | | | |
| Disagree | 0 | 0% | | | | | | | | | | | | | | | | | | | |
| Strongly Disagree | 0 | 0% | | | | | | | | | | | | | | | | | | | |
| 26 | The tutor dealt effectively with my problems | <table border="1"> <thead> <tr> <th>Choice</th> <th>Number</th> <th>Percentage</th> </tr> </thead> <tbody> <tr> <td>Strongly Agree</td> <td>10</td> <td>83.33%</td> </tr> <tr> <td>Agree</td> <td>2</td> <td>16.67%</td> </tr> <tr> <td>Uncertain</td> <td>0</td> <td>0%</td> </tr> <tr> <td>Disagree</td> <td>0</td> <td>0%</td> </tr> <tr> <td>Strongly Disagree</td> <td>0</td> <td>0%</td> </tr> </tbody> </table> | Choice | Number | Percentage | Strongly Agree | 10 | 83.33% | Agree | 2 | 16.67% | Uncertain | 0 | 0% | Disagree | 0 | 0% | Strongly Disagree | 0 | 0% |  <p>83.3%</p> <p>● Stron... ● Agree</p> |
| Choice | Number | Percentage | | | | | | | | | | | | | | | | | | | |
| Strongly Agree | 10 | 83.33% | | | | | | | | | | | | | | | | | | | |
| Agree | 2 | 16.67% | | | | | | | | | | | | | | | | | | | |
| Uncertain | 0 | 0% | | | | | | | | | | | | | | | | | | | |
| Disagree | 0 | 0% | | | | | | | | | | | | | | | | | | | |
| Strongly Disagree | 0 | 0% | | | | | | | | | | | | | | | | | | | |
| 27 | The material in the practicals was useful | <table border="1"> <thead> <tr> <th>Choice</th> <th>Number</th> <th>Percentage</th> </tr> </thead> <tbody> <tr> <td>Strongly Agree</td> <td>10</td> <td>83.33%</td> </tr> <tr> <td>Agree</td> <td>2</td> <td>16.67%</td> </tr> <tr> <td>Uncertain</td> <td>0</td> <td>0%</td> </tr> <tr> <td>Disagree</td> <td>0</td> <td>0%</td> </tr> <tr> <td>Strongly Disagree</td> <td>0</td> <td>0%</td> </tr> </tbody> </table> | Choice | Number | Percentage | Strongly Agree | 10 | 83.33% | Agree | 2 | 16.67% | Uncertain | 0 | 0% | Disagree | 0 | 0% | Strongly Disagree | 0 | 0% |  <p>83.3%</p> <p>● Stron... ● Agree</p> |
| Choice | Number | Percentage | | | | | | | | | | | | | | | | | | | |
| Strongly Agree | 10 | 83.33% | | | | | | | | | | | | | | | | | | | |
| Agree | 2 | 16.67% | | | | | | | | | | | | | | | | | | | |
| Uncertain | 0 | 0% | | | | | | | | | | | | | | | | | | | |
| Disagree | 0 | 0% | | | | | | | | | | | | | | | | | | | |
| Strongly Disagree | 0 | 0% | | | | | | | | | | | | | | | | | | | |
| 28 | The demonstrators dealt effectively with my problems | <table border="1"> <thead> <tr> <th>Choice</th> <th>Number</th> <th>Percentage</th> </tr> </thead> <tbody> <tr> <td>Strongly Agree</td> <td>10</td> <td>83.33%</td> </tr> <tr> <td>Agree</td> <td>2</td> <td>16.67%</td> </tr> <tr> <td>Uncertain</td> <td>0</td> <td>0%</td> </tr> <tr> <td>Disagree</td> <td>0</td> <td>0%</td> </tr> <tr> <td>Strongly Disagree</td> <td>0</td> <td>0%</td> </tr> </tbody> </table> | Choice | Number | Percentage | Strongly Agree | 10 | 83.33% | Agree | 2 | 16.67% | Uncertain | 0 | 0% | Disagree | 0 | 0% | Strongly Disagree | 0 | 0% |  <p>83.3%</p> <p>● Stron... ● Agree</p> |
| Choice | Number | Percentage | | | | | | | | | | | | | | | | | | | |
| Strongly Agree | 10 | 83.33% | | | | | | | | | | | | | | | | | | | |
| Agree | 2 | 16.67% | | | | | | | | | | | | | | | | | | | |
| Uncertain | 0 | 0% | | | | | | | | | | | | | | | | | | | |
| Disagree | 0 | 0% | | | | | | | | | | | | | | | | | | | |
| Strongly Disagree | 0 | 0% | | | | | | | | | | | | | | | | | | | |
| 29 | The best features of the Course were | <p>Best best excellnt Getting new ideas gd INFORMATIONAL improves theoretical skills all the things are good informational he doc was always preparel think every aspect of his class helped contribute to my learning experience. Everything was relevant and I understood all information.d for class, and he had a better way of us learning with his power point notes. Knowledge full subject and mind blowing teacher . excellent understand enterprenurship properly</p> | | | | | | | | | | | | | | | | | | | |

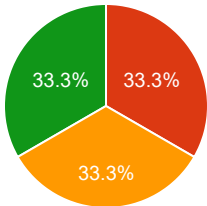
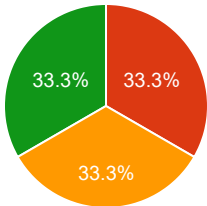
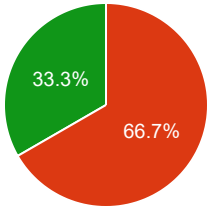
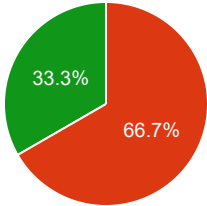
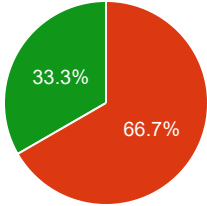
| | | |
|----|--|---|
| 30 | The Course could have been improved by | No May be yas TEACHER both nothing all good both No need. Teacher is best we like the teacher. excellent teachers |
| 31 | The University does not tolerate discrimination on any irrelevant distinction (e.g. race, age, gender) and is committed to work with diversity in a wholly positive way. Please indicate below anything in relation to this Course which may run counter to this objective | No Note Impressive ok No comments |

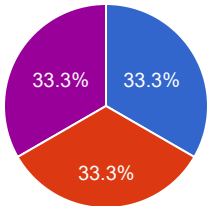
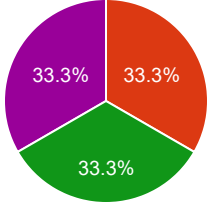
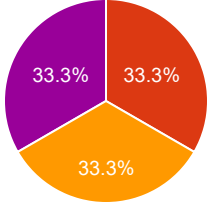
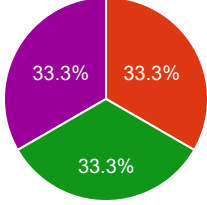
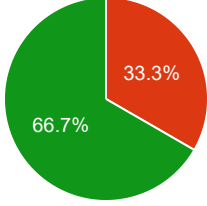
Course Evaluation - Program: 0238

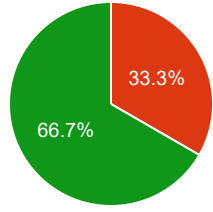
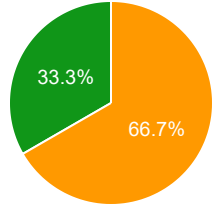
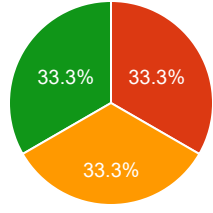
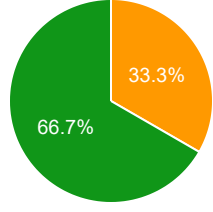
| Teacher Name: MUHAMMAD ASIF | | Course ID: FIN-516 Course Title: Islamic Banking & Takaful | | Session: 2018 Fall | | | | | | | | | | | | | | | | | | | |
|-------------------------------|--|---|--------|--------------------|------------|----------------|---|--------|-------|---|--------|-----------|---|--------|----------|---|--------|-------------------|---|----|--|--|--|
| Shift: After noon -- Section: | | Total Strength: 19 | | Attempted: 3 | | | | | | | | | | | | | | | | | | | |
| S.No | Question | Opinions | | | Chart | | | | | | | | | | | | | | | | | | |
| 1 | The course objectives were clear | <table border="1"> <thead> <tr> <th>Choice</th> <th>Number</th> <th>Percentage</th> </tr> </thead> <tbody> <tr> <td>Strongly Agree</td> <td>0</td> <td>0%</td> </tr> <tr> <td>Agree</td> <td>1</td> <td>33.33%</td> </tr> <tr> <td>Uncertain</td> <td>1</td> <td>33.33%</td> </tr> <tr> <td>Disagree</td> <td>1</td> <td>33.33%</td> </tr> <tr> <td>Strongly Disagree</td> <td>0</td> <td>0%</td> </tr> </tbody> </table> | Choice | Number | Percentage | Strongly Agree | 0 | 0% | Agree | 1 | 33.33% | Uncertain | 1 | 33.33% | Disagree | 1 | 33.33% | Strongly Disagree | 0 | 0% |  <p> ● Agree ● Unce... ● Disa... </p> | | |
| Choice | Number | Percentage | | | | | | | | | | | | | | | | | | | | | |
| Strongly Agree | 0 | 0% | | | | | | | | | | | | | | | | | | | | | |
| Agree | 1 | 33.33% | | | | | | | | | | | | | | | | | | | | | |
| Uncertain | 1 | 33.33% | | | | | | | | | | | | | | | | | | | | | |
| Disagree | 1 | 33.33% | | | | | | | | | | | | | | | | | | | | | |
| Strongly Disagree | 0 | 0% | | | | | | | | | | | | | | | | | | | | | |
| 2 | The Course workload was manageable | <table border="1"> <thead> <tr> <th>Choice</th> <th>Number</th> <th>Percentage</th> </tr> </thead> <tbody> <tr> <td>Strongly Agree</td> <td>0</td> <td>0%</td> </tr> <tr> <td>Agree</td> <td>1</td> <td>33.33%</td> </tr> <tr> <td>Uncertain</td> <td>1</td> <td>33.33%</td> </tr> <tr> <td>Disagree</td> <td>1</td> <td>33.33%</td> </tr> <tr> <td>Strongly Disagree</td> <td>0</td> <td>0%</td> </tr> </tbody> </table> | Choice | Number | Percentage | Strongly Agree | 0 | 0% | Agree | 1 | 33.33% | Uncertain | 1 | 33.33% | Disagree | 1 | 33.33% | Strongly Disagree | 0 | 0% |  <p> ● Agree ● Unce... ● Disa... </p> | | |
| Choice | Number | Percentage | | | | | | | | | | | | | | | | | | | | | |
| Strongly Agree | 0 | 0% | | | | | | | | | | | | | | | | | | | | | |
| Agree | 1 | 33.33% | | | | | | | | | | | | | | | | | | | | | |
| Uncertain | 1 | 33.33% | | | | | | | | | | | | | | | | | | | | | |
| Disagree | 1 | 33.33% | | | | | | | | | | | | | | | | | | | | | |
| Strongly Disagree | 0 | 0% | | | | | | | | | | | | | | | | | | | | | |
| 3 | The Course was well organized (e.g. timely access to materials, notification of changes, etc.) | <table border="1"> <thead> <tr> <th>Choice</th> <th>Number</th> <th>Percentage</th> </tr> </thead> <tbody> <tr> <td>Strongly Agree</td> <td>0</td> <td>0%</td> </tr> <tr> <td>Agree</td> <td>1</td> <td>33.33%</td> </tr> <tr> <td>Uncertain</td> <td>1</td> <td>33.33%</td> </tr> <tr> <td>Disagree</td> <td>1</td> <td>33.33%</td> </tr> <tr> <td>Strongly Disagree</td> <td>0</td> <td>0%</td> </tr> </tbody> </table> | Choice | Number | Percentage | Strongly Agree | 0 | 0% | Agree | 1 | 33.33% | Uncertain | 1 | 33.33% | Disagree | 1 | 33.33% | Strongly Disagree | 0 | 0% |  <p> ● Agree ● Unce... ● Disa... </p> | | |
| Choice | Number | Percentage | | | | | | | | | | | | | | | | | | | | | |
| Strongly Agree | 0 | 0% | | | | | | | | | | | | | | | | | | | | | |
| Agree | 1 | 33.33% | | | | | | | | | | | | | | | | | | | | | |
| Uncertain | 1 | 33.33% | | | | | | | | | | | | | | | | | | | | | |
| Disagree | 1 | 33.33% | | | | | | | | | | | | | | | | | | | | | |
| Strongly Disagree | 0 | 0% | | | | | | | | | | | | | | | | | | | | | |
| 4 | I participated actively in the Course | <table border="1"> <thead> <tr> <th>Choice</th> <th>Number</th> <th>Percentage</th> </tr> </thead> <tbody> <tr> <td>Strongly Agree</td> <td>1</td> <td>33.33%</td> </tr> <tr> <td>Agree</td> <td>0</td> <td>0%</td> </tr> <tr> <td>Uncertain</td> <td>2</td> <td>66.67%</td> </tr> <tr> <td>Disagree</td> <td>0</td> <td>0%</td> </tr> <tr> <td>Strongly Disagree</td> <td>0</td> <td>0%</td> </tr> </tbody> </table> | Choice | Number | Percentage | Strongly Agree | 1 | 33.33% | Agree | 0 | 0% | Uncertain | 2 | 66.67% | Disagree | 0 | 0% | Strongly Disagree | 0 | 0% |  <p> ● Stron... ● Unce... </p> | | |
| Choice | Number | Percentage | | | | | | | | | | | | | | | | | | | | | |
| Strongly Agree | 1 | 33.33% | | | | | | | | | | | | | | | | | | | | | |
| Agree | 0 | 0% | | | | | | | | | | | | | | | | | | | | | |
| Uncertain | 2 | 66.67% | | | | | | | | | | | | | | | | | | | | | |
| Disagree | 0 | 0% | | | | | | | | | | | | | | | | | | | | | |
| Strongly Disagree | 0 | 0% | | | | | | | | | | | | | | | | | | | | | |

| 5 | I think I have made progress in this Course | <table border="1"> <thead> <tr> <th>Choice</th> <th>Number</th> <th>Percentage</th> </tr> </thead> <tbody> <tr> <td>Strongly Agree</td> <td>1</td> <td>33.33%</td> </tr> <tr> <td>Agree</td> <td>0</td> <td>0%</td> </tr> <tr> <td>Uncertain</td> <td>2</td> <td>66.67%</td> </tr> <tr> <td>Disagree</td> <td>0</td> <td>0%</td> </tr> <tr> <td>Strongly Disagree</td> <td>0</td> <td>0%</td> </tr> </tbody> </table> | Choice | Number | Percentage | Strongly Agree | 1 | 33.33% | Agree | 0 | 0% | Uncertain | 2 | 66.67% | Disagree | 0 | 0% | Strongly Disagree | 0 | 0% |  <p>● Stron... ● Unce...</p> |
|-------------------|---|---|--------|--------|------------|----------------|---|--------|-------|---|--------|-----------|---|--------|----------|---|----|-------------------|---|----|--|
| Choice | Number | Percentage | | | | | | | | | | | | | | | | | | | |
| Strongly Agree | 1 | 33.33% | | | | | | | | | | | | | | | | | | | |
| Agree | 0 | 0% | | | | | | | | | | | | | | | | | | | |
| Uncertain | 2 | 66.67% | | | | | | | | | | | | | | | | | | | |
| Disagree | 0 | 0% | | | | | | | | | | | | | | | | | | | |
| Strongly Disagree | 0 | 0% | | | | | | | | | | | | | | | | | | | |
| 6 | I think the Course was well structured to achieve the learning outcomes (there was a good balance of lectures, tutorials, practical etc.) | <table border="1"> <thead> <tr> <th>Choice</th> <th>Number</th> <th>Percentage</th> </tr> </thead> <tbody> <tr> <td>Strongly Agree</td> <td>0</td> <td>0%</td> </tr> <tr> <td>Agree</td> <td>1</td> <td>33.33%</td> </tr> <tr> <td>Uncertain</td> <td>2</td> <td>66.67%</td> </tr> <tr> <td>Disagree</td> <td>0</td> <td>0%</td> </tr> <tr> <td>Strongly Disagree</td> <td>0</td> <td>0%</td> </tr> </tbody> </table> | Choice | Number | Percentage | Strongly Agree | 0 | 0% | Agree | 1 | 33.33% | Uncertain | 2 | 66.67% | Disagree | 0 | 0% | Strongly Disagree | 0 | 0% |  <p>● Agree ● Unce...</p> |
| Choice | Number | Percentage | | | | | | | | | | | | | | | | | | | |
| Strongly Agree | 0 | 0% | | | | | | | | | | | | | | | | | | | |
| Agree | 1 | 33.33% | | | | | | | | | | | | | | | | | | | |
| Uncertain | 2 | 66.67% | | | | | | | | | | | | | | | | | | | |
| Disagree | 0 | 0% | | | | | | | | | | | | | | | | | | | |
| Strongly Disagree | 0 | 0% | | | | | | | | | | | | | | | | | | | |
| 7 | The learning and teaching methods encouraged participation | <table border="1"> <thead> <tr> <th>Choice</th> <th>Number</th> <th>Percentage</th> </tr> </thead> <tbody> <tr> <td>Strongly Agree</td> <td>0</td> <td>0%</td> </tr> <tr> <td>Agree</td> <td>1</td> <td>33.33%</td> </tr> <tr> <td>Uncertain</td> <td>2</td> <td>66.67%</td> </tr> <tr> <td>Disagree</td> <td>0</td> <td>0%</td> </tr> <tr> <td>Strongly Disagree</td> <td>0</td> <td>0%</td> </tr> </tbody> </table> | Choice | Number | Percentage | Strongly Agree | 0 | 0% | Agree | 1 | 33.33% | Uncertain | 2 | 66.67% | Disagree | 0 | 0% | Strongly Disagree | 0 | 0% |  <p>● Agree ● Unce...</p> |
| Choice | Number | Percentage | | | | | | | | | | | | | | | | | | | |
| Strongly Agree | 0 | 0% | | | | | | | | | | | | | | | | | | | |
| Agree | 1 | 33.33% | | | | | | | | | | | | | | | | | | | |
| Uncertain | 2 | 66.67% | | | | | | | | | | | | | | | | | | | |
| Disagree | 0 | 0% | | | | | | | | | | | | | | | | | | | |
| Strongly Disagree | 0 | 0% | | | | | | | | | | | | | | | | | | | |
| 8 | The overall environment in the class was conducive to learning | <table border="1"> <thead> <tr> <th>Choice</th> <th>Number</th> <th>Percentage</th> </tr> </thead> <tbody> <tr> <td>Strongly Agree</td> <td>0</td> <td>0%</td> </tr> <tr> <td>Agree</td> <td>0</td> <td>0%</td> </tr> <tr> <td>Uncertain</td> <td>3</td> <td>100%</td> </tr> <tr> <td>Disagree</td> <td>0</td> <td>0%</td> </tr> <tr> <td>Strongly Disagree</td> <td>0</td> <td>0%</td> </tr> </tbody> </table> | Choice | Number | Percentage | Strongly Agree | 0 | 0% | Agree | 0 | 0% | Uncertain | 3 | 100% | Disagree | 0 | 0% | Strongly Disagree | 0 | 0% |  <p>● Unce...</p> |
| Choice | Number | Percentage | | | | | | | | | | | | | | | | | | | |
| Strongly Agree | 0 | 0% | | | | | | | | | | | | | | | | | | | |
| Agree | 0 | 0% | | | | | | | | | | | | | | | | | | | |
| Uncertain | 3 | 100% | | | | | | | | | | | | | | | | | | | |
| Disagree | 0 | 0% | | | | | | | | | | | | | | | | | | | |
| Strongly Disagree | 0 | 0% | | | | | | | | | | | | | | | | | | | |
| 9 | Classrooms were satisfactory | <table border="1"> <thead> <tr> <th>Choice</th> <th>Number</th> <th>Percentage</th> </tr> </thead> <tbody> <tr> <td>Strongly Agree</td> <td>0</td> <td>0%</td> </tr> <tr> <td>Agree</td> <td>1</td> <td>33.33%</td> </tr> <tr> <td>Uncertain</td> <td>2</td> <td>66.67%</td> </tr> <tr> <td>Disagree</td> <td>0</td> <td>0%</td> </tr> <tr> <td>Strongly Disagree</td> <td>0</td> <td>0%</td> </tr> </tbody> </table> | Choice | Number | Percentage | Strongly Agree | 0 | 0% | Agree | 1 | 33.33% | Uncertain | 2 | 66.67% | Disagree | 0 | 0% | Strongly Disagree | 0 | 0% |  <p>● Agree ● Unce...</p> |
| Choice | Number | Percentage | | | | | | | | | | | | | | | | | | | |
| Strongly Agree | 0 | 0% | | | | | | | | | | | | | | | | | | | |
| Agree | 1 | 33.33% | | | | | | | | | | | | | | | | | | | |
| Uncertain | 2 | 66.67% | | | | | | | | | | | | | | | | | | | |
| Disagree | 0 | 0% | | | | | | | | | | | | | | | | | | | |
| Strongly Disagree | 0 | 0% | | | | | | | | | | | | | | | | | | | |

| 10 | Learning materials (Lesson Plans, Course Notes etc.) were relevant and useful | <table border="1"> <thead> <tr> <th>Choice</th> <th>Number</th> <th>Percentage</th> </tr> </thead> <tbody> <tr> <td>Strongly Agree</td> <td>0</td> <td>0%</td> </tr> <tr> <td>Agree</td> <td>1</td> <td>33.33%</td> </tr> <tr> <td>Uncertain</td> <td>1</td> <td>33.33%</td> </tr> <tr> <td>Disagree</td> <td>1</td> <td>33.33%</td> </tr> <tr> <td>Strongly Disagree</td> <td>0</td> <td>0%</td> </tr> </tbody> </table> | Choice | Number | Percentage | Strongly Agree | 0 | 0% | Agree | 1 | 33.33% | Uncertain | 1 | 33.33% | Disagree | 1 | 33.33% | Strongly Disagree | 0 | 0% |  <p>Legend: Agree (Red), Unce... (Orange), Disa... (Green)</p> |
|-------------------|--|---|--------|--------|------------|----------------|---|----|-------|---|--------|-----------|---|--------|----------|---|--------|-------------------|---|----|---|
| Choice | Number | Percentage | | | | | | | | | | | | | | | | | | | |
| Strongly Agree | 0 | 0% | | | | | | | | | | | | | | | | | | | |
| Agree | 1 | 33.33% | | | | | | | | | | | | | | | | | | | |
| Uncertain | 1 | 33.33% | | | | | | | | | | | | | | | | | | | |
| Disagree | 1 | 33.33% | | | | | | | | | | | | | | | | | | | |
| Strongly Disagree | 0 | 0% | | | | | | | | | | | | | | | | | | | |
| 11 | Recommended reading Books etc. were relevant and appropriate | <table border="1"> <thead> <tr> <th>Choice</th> <th>Number</th> <th>Percentage</th> </tr> </thead> <tbody> <tr> <td>Strongly Agree</td> <td>0</td> <td>0%</td> </tr> <tr> <td>Agree</td> <td>0</td> <td>0%</td> </tr> <tr> <td>Uncertain</td> <td>2</td> <td>66.67%</td> </tr> <tr> <td>Disagree</td> <td>1</td> <td>33.33%</td> </tr> <tr> <td>Strongly Disagree</td> <td>0</td> <td>0%</td> </tr> </tbody> </table> | Choice | Number | Percentage | Strongly Agree | 0 | 0% | Agree | 0 | 0% | Uncertain | 2 | 66.67% | Disagree | 1 | 33.33% | Strongly Disagree | 0 | 0% |  <p>Legend: Unce... (Orange), Disa... (Green)</p> |
| Choice | Number | Percentage | | | | | | | | | | | | | | | | | | | |
| Strongly Agree | 0 | 0% | | | | | | | | | | | | | | | | | | | |
| Agree | 0 | 0% | | | | | | | | | | | | | | | | | | | |
| Uncertain | 2 | 66.67% | | | | | | | | | | | | | | | | | | | |
| Disagree | 1 | 33.33% | | | | | | | | | | | | | | | | | | | |
| Strongly Disagree | 0 | 0% | | | | | | | | | | | | | | | | | | | |
| 12 | The provision of learning resources in the library was adequate and appropriate | <table border="1"> <thead> <tr> <th>Choice</th> <th>Number</th> <th>Percentage</th> </tr> </thead> <tbody> <tr> <td>Strongly Agree</td> <td>0</td> <td>0%</td> </tr> <tr> <td>Agree</td> <td>1</td> <td>33.33%</td> </tr> <tr> <td>Uncertain</td> <td>1</td> <td>33.33%</td> </tr> <tr> <td>Disagree</td> <td>1</td> <td>33.33%</td> </tr> <tr> <td>Strongly Disagree</td> <td>0</td> <td>0%</td> </tr> </tbody> </table> | Choice | Number | Percentage | Strongly Agree | 0 | 0% | Agree | 1 | 33.33% | Uncertain | 1 | 33.33% | Disagree | 1 | 33.33% | Strongly Disagree | 0 | 0% |  <p>Legend: Agree (Red), Unce... (Orange), Disa... (Green)</p> |
| Choice | Number | Percentage | | | | | | | | | | | | | | | | | | | |
| Strongly Agree | 0 | 0% | | | | | | | | | | | | | | | | | | | |
| Agree | 1 | 33.33% | | | | | | | | | | | | | | | | | | | |
| Uncertain | 1 | 33.33% | | | | | | | | | | | | | | | | | | | |
| Disagree | 1 | 33.33% | | | | | | | | | | | | | | | | | | | |
| Strongly Disagree | 0 | 0% | | | | | | | | | | | | | | | | | | | |
| 13 | The provision of learning resources on the Web was adequate and appropriate (if relevant) | <table border="1"> <thead> <tr> <th>Choice</th> <th>Number</th> <th>Percentage</th> </tr> </thead> <tbody> <tr> <td>Strongly Agree</td> <td>0</td> <td>0%</td> </tr> <tr> <td>Agree</td> <td>1</td> <td>33.33%</td> </tr> <tr> <td>Uncertain</td> <td>1</td> <td>33.33%</td> </tr> <tr> <td>Disagree</td> <td>1</td> <td>33.33%</td> </tr> <tr> <td>Strongly Disagree</td> <td>0</td> <td>0%</td> </tr> </tbody> </table> | Choice | Number | Percentage | Strongly Agree | 0 | 0% | Agree | 1 | 33.33% | Uncertain | 1 | 33.33% | Disagree | 1 | 33.33% | Strongly Disagree | 0 | 0% |  <p>Legend: Agree (Red), Unce... (Orange), Disa... (Green)</p> |
| Choice | Number | Percentage | | | | | | | | | | | | | | | | | | | |
| Strongly Agree | 0 | 0% | | | | | | | | | | | | | | | | | | | |
| Agree | 1 | 33.33% | | | | | | | | | | | | | | | | | | | |
| Uncertain | 1 | 33.33% | | | | | | | | | | | | | | | | | | | |
| Disagree | 1 | 33.33% | | | | | | | | | | | | | | | | | | | |
| Strongly Disagree | 0 | 0% | | | | | | | | | | | | | | | | | | | |
| 14 | The Course stimulated my interest and thought on the subject area | <table border="1"> <thead> <tr> <th>Choice</th> <th>Number</th> <th>Percentage</th> </tr> </thead> <tbody> <tr> <td>Strongly Agree</td> <td>0</td> <td>0%</td> </tr> <tr> <td>Agree</td> <td>1</td> <td>33.33%</td> </tr> <tr> <td>Uncertain</td> <td>1</td> <td>33.33%</td> </tr> <tr> <td>Disagree</td> <td>1</td> <td>33.33%</td> </tr> <tr> <td>Strongly Disagree</td> <td>0</td> <td>0%</td> </tr> </tbody> </table> | Choice | Number | Percentage | Strongly Agree | 0 | 0% | Agree | 1 | 33.33% | Uncertain | 1 | 33.33% | Disagree | 1 | 33.33% | Strongly Disagree | 0 | 0% |  <p>Legend: Agree (Red), Unce... (Orange), Disa... (Green)</p> |
| Choice | Number | Percentage | | | | | | | | | | | | | | | | | | | |
| Strongly Agree | 0 | 0% | | | | | | | | | | | | | | | | | | | |
| Agree | 1 | 33.33% | | | | | | | | | | | | | | | | | | | |
| Uncertain | 1 | 33.33% | | | | | | | | | | | | | | | | | | | |
| Disagree | 1 | 33.33% | | | | | | | | | | | | | | | | | | | |
| Strongly Disagree | 0 | 0% | | | | | | | | | | | | | | | | | | | |

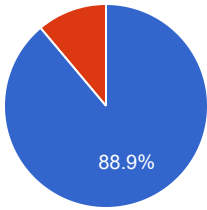
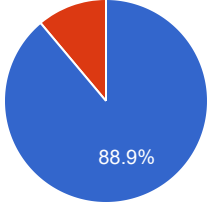
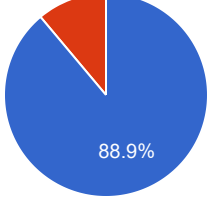
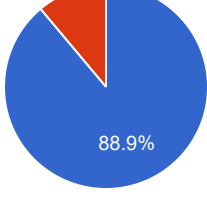
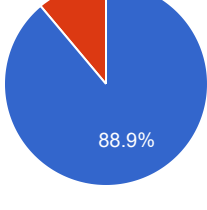
| 15 | The pace of the Course was appropriate | <table border="1"> <thead> <tr> <th>Choice</th> <th>Number</th> <th>Percentage</th> </tr> </thead> <tbody> <tr> <td>Strongly Agree</td> <td>0</td> <td>0%</td> </tr> <tr> <td>Agree</td> <td>1</td> <td>33.33%</td> </tr> <tr> <td>Uncertain</td> <td>1</td> <td>33.33%</td> </tr> <tr> <td>Disagree</td> <td>1</td> <td>33.33%</td> </tr> <tr> <td>Strongly Disagree</td> <td>0</td> <td>0%</td> </tr> </tbody> </table> | Choice | Number | Percentage | Strongly Agree | 0 | 0% | Agree | 1 | 33.33% | Uncertain | 1 | 33.33% | Disagree | 1 | 33.33% | Strongly Disagree | 0 | 0% |  <p>● Agree ● Unce... ● Disa...</p> |
|-------------------|---|---|--------|--------|------------|----------------|---|----|-------|---|--------|-----------|---|--------|----------|---|--------|-------------------|---|----|--|
| Choice | Number | Percentage | | | | | | | | | | | | | | | | | | | |
| Strongly Agree | 0 | 0% | | | | | | | | | | | | | | | | | | | |
| Agree | 1 | 33.33% | | | | | | | | | | | | | | | | | | | |
| Uncertain | 1 | 33.33% | | | | | | | | | | | | | | | | | | | |
| Disagree | 1 | 33.33% | | | | | | | | | | | | | | | | | | | |
| Strongly Disagree | 0 | 0% | | | | | | | | | | | | | | | | | | | |
| 16 | Ideas and concepts were presented clearly | <table border="1"> <thead> <tr> <th>Choice</th> <th>Number</th> <th>Percentage</th> </tr> </thead> <tbody> <tr> <td>Strongly Agree</td> <td>0</td> <td>0%</td> </tr> <tr> <td>Agree</td> <td>1</td> <td>33.33%</td> </tr> <tr> <td>Uncertain</td> <td>1</td> <td>33.33%</td> </tr> <tr> <td>Disagree</td> <td>1</td> <td>33.33%</td> </tr> <tr> <td>Strongly Disagree</td> <td>0</td> <td>0%</td> </tr> </tbody> </table> | Choice | Number | Percentage | Strongly Agree | 0 | 0% | Agree | 1 | 33.33% | Uncertain | 1 | 33.33% | Disagree | 1 | 33.33% | Strongly Disagree | 0 | 0% |  <p>● Agree ● Unce... ● Disa...</p> |
| Choice | Number | Percentage | | | | | | | | | | | | | | | | | | | |
| Strongly Agree | 0 | 0% | | | | | | | | | | | | | | | | | | | |
| Agree | 1 | 33.33% | | | | | | | | | | | | | | | | | | | |
| Uncertain | 1 | 33.33% | | | | | | | | | | | | | | | | | | | |
| Disagree | 1 | 33.33% | | | | | | | | | | | | | | | | | | | |
| Strongly Disagree | 0 | 0% | | | | | | | | | | | | | | | | | | | |
| 17 | The method of assessment were reasonable | <table border="1"> <thead> <tr> <th>Choice</th> <th>Number</th> <th>Percentage</th> </tr> </thead> <tbody> <tr> <td>Strongly Agree</td> <td>0</td> <td>0%</td> </tr> <tr> <td>Agree</td> <td>2</td> <td>66.67%</td> </tr> <tr> <td>Uncertain</td> <td>0</td> <td>0%</td> </tr> <tr> <td>Disagree</td> <td>1</td> <td>33.33%</td> </tr> <tr> <td>Strongly Disagree</td> <td>0</td> <td>0%</td> </tr> </tbody> </table> | Choice | Number | Percentage | Strongly Agree | 0 | 0% | Agree | 2 | 66.67% | Uncertain | 0 | 0% | Disagree | 1 | 33.33% | Strongly Disagree | 0 | 0% |  <p>● Agree ● Disa...</p> |
| Choice | Number | Percentage | | | | | | | | | | | | | | | | | | | |
| Strongly Agree | 0 | 0% | | | | | | | | | | | | | | | | | | | |
| Agree | 2 | 66.67% | | | | | | | | | | | | | | | | | | | |
| Uncertain | 0 | 0% | | | | | | | | | | | | | | | | | | | |
| Disagree | 1 | 33.33% | | | | | | | | | | | | | | | | | | | |
| Strongly Disagree | 0 | 0% | | | | | | | | | | | | | | | | | | | |
| 18 | Feedback on assessment was timely | <table border="1"> <thead> <tr> <th>Choice</th> <th>Number</th> <th>Percentage</th> </tr> </thead> <tbody> <tr> <td>Strongly Agree</td> <td>0</td> <td>0%</td> </tr> <tr> <td>Agree</td> <td>2</td> <td>66.67%</td> </tr> <tr> <td>Uncertain</td> <td>0</td> <td>0%</td> </tr> <tr> <td>Disagree</td> <td>1</td> <td>33.33%</td> </tr> <tr> <td>Strongly Disagree</td> <td>0</td> <td>0%</td> </tr> </tbody> </table> | Choice | Number | Percentage | Strongly Agree | 0 | 0% | Agree | 2 | 66.67% | Uncertain | 0 | 0% | Disagree | 1 | 33.33% | Strongly Disagree | 0 | 0% |  <p>● Agree ● Disa...</p> |
| Choice | Number | Percentage | | | | | | | | | | | | | | | | | | | |
| Strongly Agree | 0 | 0% | | | | | | | | | | | | | | | | | | | |
| Agree | 2 | 66.67% | | | | | | | | | | | | | | | | | | | |
| Uncertain | 0 | 0% | | | | | | | | | | | | | | | | | | | |
| Disagree | 1 | 33.33% | | | | | | | | | | | | | | | | | | | |
| Strongly Disagree | 0 | 0% | | | | | | | | | | | | | | | | | | | |
| 19 | Feedback on assessment was helpful | <table border="1"> <thead> <tr> <th>Choice</th> <th>Number</th> <th>Percentage</th> </tr> </thead> <tbody> <tr> <td>Strongly Agree</td> <td>0</td> <td>0%</td> </tr> <tr> <td>Agree</td> <td>2</td> <td>66.67%</td> </tr> <tr> <td>Uncertain</td> <td>0</td> <td>0%</td> </tr> <tr> <td>Disagree</td> <td>1</td> <td>33.33%</td> </tr> <tr> <td>Strongly Disagree</td> <td>0</td> <td>0%</td> </tr> </tbody> </table> | Choice | Number | Percentage | Strongly Agree | 0 | 0% | Agree | 2 | 66.67% | Uncertain | 0 | 0% | Disagree | 1 | 33.33% | Strongly Disagree | 0 | 0% |  <p>● Agree ● Disa...</p> |
| Choice | Number | Percentage | | | | | | | | | | | | | | | | | | | |
| Strongly Agree | 0 | 0% | | | | | | | | | | | | | | | | | | | |
| Agree | 2 | 66.67% | | | | | | | | | | | | | | | | | | | |
| Uncertain | 0 | 0% | | | | | | | | | | | | | | | | | | | |
| Disagree | 1 | 33.33% | | | | | | | | | | | | | | | | | | | |
| Strongly Disagree | 0 | 0% | | | | | | | | | | | | | | | | | | | |

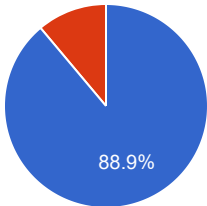
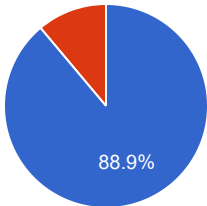
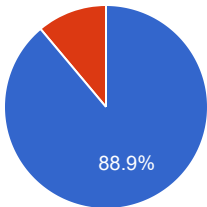
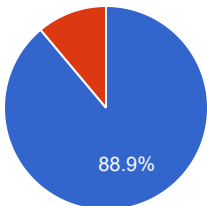
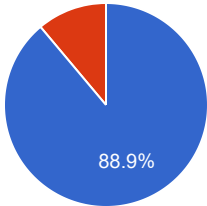
| 20 | I understood the lectures | <table border="1"> <thead> <tr> <th>Choice</th> <th>Number</th> <th>Percentage</th> </tr> </thead> <tbody> <tr> <td>Strongly Agree</td> <td>1</td> <td>33.33%</td> </tr> <tr> <td>Agree</td> <td>1</td> <td>33.33%</td> </tr> <tr> <td>Uncertain</td> <td>0</td> <td>0%</td> </tr> <tr> <td>Disagree</td> <td>0</td> <td>0%</td> </tr> <tr> <td>Strongly Disagree</td> <td>1</td> <td>33.33%</td> </tr> </tbody> </table> | Choice | Number | Percentage | Strongly Agree | 1 | 33.33% | Agree | 1 | 33.33% | Uncertain | 0 | 0% | Disagree | 0 | 0% | Strongly Disagree | 1 | 33.33% |  <ul style="list-style-type: none"> ● Stron... ● Agree ● Stron... |
|-------------------|---|---|--------|--------|------------|----------------|---|--------|-------|---|--------|-----------|---|--------|----------|---|--------|-------------------|---|--------|---|
| Choice | Number | Percentage | | | | | | | | | | | | | | | | | | | |
| Strongly Agree | 1 | 33.33% | | | | | | | | | | | | | | | | | | | |
| Agree | 1 | 33.33% | | | | | | | | | | | | | | | | | | | |
| Uncertain | 0 | 0% | | | | | | | | | | | | | | | | | | | |
| Disagree | 0 | 0% | | | | | | | | | | | | | | | | | | | |
| Strongly Disagree | 1 | 33.33% | | | | | | | | | | | | | | | | | | | |
| 21 | The material was well organized and presented | <table border="1"> <thead> <tr> <th>Choice</th> <th>Number</th> <th>Percentage</th> </tr> </thead> <tbody> <tr> <td>Strongly Agree</td> <td>0</td> <td>0%</td> </tr> <tr> <td>Agree</td> <td>1</td> <td>33.33%</td> </tr> <tr> <td>Uncertain</td> <td>0</td> <td>0%</td> </tr> <tr> <td>Disagree</td> <td>1</td> <td>33.33%</td> </tr> <tr> <td>Strongly Disagree</td> <td>1</td> <td>33.33%</td> </tr> </tbody> </table> | Choice | Number | Percentage | Strongly Agree | 0 | 0% | Agree | 1 | 33.33% | Uncertain | 0 | 0% | Disagree | 1 | 33.33% | Strongly Disagree | 1 | 33.33% |  <ul style="list-style-type: none"> ● Agree ● Disa... ● Stron... |
| Choice | Number | Percentage | | | | | | | | | | | | | | | | | | | |
| Strongly Agree | 0 | 0% | | | | | | | | | | | | | | | | | | | |
| Agree | 1 | 33.33% | | | | | | | | | | | | | | | | | | | |
| Uncertain | 0 | 0% | | | | | | | | | | | | | | | | | | | |
| Disagree | 1 | 33.33% | | | | | | | | | | | | | | | | | | | |
| Strongly Disagree | 1 | 33.33% | | | | | | | | | | | | | | | | | | | |
| 22 | The instructor was responsive to student needs and problems | <table border="1"> <thead> <tr> <th>Choice</th> <th>Number</th> <th>Percentage</th> </tr> </thead> <tbody> <tr> <td>Strongly Agree</td> <td>0</td> <td>0%</td> </tr> <tr> <td>Agree</td> <td>1</td> <td>33.33%</td> </tr> <tr> <td>Uncertain</td> <td>1</td> <td>33.33%</td> </tr> <tr> <td>Disagree</td> <td>0</td> <td>0%</td> </tr> <tr> <td>Strongly Disagree</td> <td>1</td> <td>33.33%</td> </tr> </tbody> </table> | Choice | Number | Percentage | Strongly Agree | 0 | 0% | Agree | 1 | 33.33% | Uncertain | 1 | 33.33% | Disagree | 0 | 0% | Strongly Disagree | 1 | 33.33% |  <ul style="list-style-type: none"> ● Agree ● Unce... ● Stron... |
| Choice | Number | Percentage | | | | | | | | | | | | | | | | | | | |
| Strongly Agree | 0 | 0% | | | | | | | | | | | | | | | | | | | |
| Agree | 1 | 33.33% | | | | | | | | | | | | | | | | | | | |
| Uncertain | 1 | 33.33% | | | | | | | | | | | | | | | | | | | |
| Disagree | 0 | 0% | | | | | | | | | | | | | | | | | | | |
| Strongly Disagree | 1 | 33.33% | | | | | | | | | | | | | | | | | | | |
| 23 | Had the instructor been regular throughout the course | <table border="1"> <thead> <tr> <th>Choice</th> <th>Number</th> <th>Percentage</th> </tr> </thead> <tbody> <tr> <td>Strongly Agree</td> <td>0</td> <td>0%</td> </tr> <tr> <td>Agree</td> <td>1</td> <td>33.33%</td> </tr> <tr> <td>Uncertain</td> <td>0</td> <td>0%</td> </tr> <tr> <td>Disagree</td> <td>1</td> <td>33.33%</td> </tr> <tr> <td>Strongly Disagree</td> <td>1</td> <td>33.33%</td> </tr> </tbody> </table> | Choice | Number | Percentage | Strongly Agree | 0 | 0% | Agree | 1 | 33.33% | Uncertain | 0 | 0% | Disagree | 1 | 33.33% | Strongly Disagree | 1 | 33.33% |  <ul style="list-style-type: none"> ● Agree ● Disa... ● Stron... |
| Choice | Number | Percentage | | | | | | | | | | | | | | | | | | | |
| Strongly Agree | 0 | 0% | | | | | | | | | | | | | | | | | | | |
| Agree | 1 | 33.33% | | | | | | | | | | | | | | | | | | | |
| Uncertain | 0 | 0% | | | | | | | | | | | | | | | | | | | |
| Disagree | 1 | 33.33% | | | | | | | | | | | | | | | | | | | |
| Strongly Disagree | 1 | 33.33% | | | | | | | | | | | | | | | | | | | |
| 24 | The material in the tutorials was useful | <table border="1"> <thead> <tr> <th>Choice</th> <th>Number</th> <th>Percentage</th> </tr> </thead> <tbody> <tr> <td>Strongly Agree</td> <td>0</td> <td>0%</td> </tr> <tr> <td>Agree</td> <td>1</td> <td>33.33%</td> </tr> <tr> <td>Uncertain</td> <td>0</td> <td>0%</td> </tr> <tr> <td>Disagree</td> <td>2</td> <td>66.67%</td> </tr> <tr> <td>Strongly Disagree</td> <td>0</td> <td>0%</td> </tr> </tbody> </table> | Choice | Number | Percentage | Strongly Agree | 0 | 0% | Agree | 1 | 33.33% | Uncertain | 0 | 0% | Disagree | 2 | 66.67% | Strongly Disagree | 0 | 0% |  <ul style="list-style-type: none"> ● Agree ● Disa... |
| Choice | Number | Percentage | | | | | | | | | | | | | | | | | | | |
| Strongly Agree | 0 | 0% | | | | | | | | | | | | | | | | | | | |
| Agree | 1 | 33.33% | | | | | | | | | | | | | | | | | | | |
| Uncertain | 0 | 0% | | | | | | | | | | | | | | | | | | | |
| Disagree | 2 | 66.67% | | | | | | | | | | | | | | | | | | | |
| Strongly Disagree | 0 | 0% | | | | | | | | | | | | | | | | | | | |

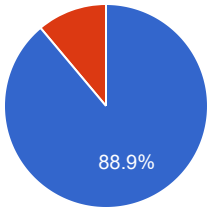
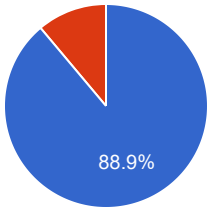
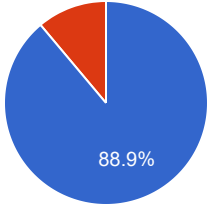


| 25 | I was happy with the amount of work needed for tutorials | <table border="1"> <thead> <tr> <th>Choice</th> <th>Number</th> <th>Percentage</th> </tr> </thead> <tbody> <tr> <td>Strongly Agree</td> <td>0</td> <td>0%</td> </tr> <tr> <td>Agree</td> <td>1</td> <td>33.33%</td> </tr> <tr> <td>Uncertain</td> <td>0</td> <td>0%</td> </tr> <tr> <td>Disagree</td> <td>2</td> <td>66.67%</td> </tr> <tr> <td>Strongly Disagree</td> <td>0</td> <td>0%</td> </tr> </tbody> </table> | Choice | Number | Percentage | Strongly Agree | 0 | 0% | Agree | 1 | 33.33% | Uncertain | 0 | 0% | Disagree | 2 | 66.67% | Strongly Disagree | 0 | 0% |  <p>● Agree ● Disa...</p> |
|-------------------|--|---|--------|--------|------------|----------------|---|----|-------|---|--------|-----------|---|--------|----------|---|--------|-------------------|---|----|---|
| Choice | Number | Percentage | | | | | | | | | | | | | | | | | | | |
| Strongly Agree | 0 | 0% | | | | | | | | | | | | | | | | | | | |
| Agree | 1 | 33.33% | | | | | | | | | | | | | | | | | | | |
| Uncertain | 0 | 0% | | | | | | | | | | | | | | | | | | | |
| Disagree | 2 | 66.67% | | | | | | | | | | | | | | | | | | | |
| Strongly Disagree | 0 | 0% | | | | | | | | | | | | | | | | | | | |
| 26 | The tutor dealt effectively with my problems | <table border="1"> <thead> <tr> <th>Choice</th> <th>Number</th> <th>Percentage</th> </tr> </thead> <tbody> <tr> <td>Strongly Agree</td> <td>0</td> <td>0%</td> </tr> <tr> <td>Agree</td> <td>0</td> <td>0%</td> </tr> <tr> <td>Uncertain</td> <td>2</td> <td>66.67%</td> </tr> <tr> <td>Disagree</td> <td>1</td> <td>33.33%</td> </tr> <tr> <td>Strongly Disagree</td> <td>0</td> <td>0%</td> </tr> </tbody> </table> | Choice | Number | Percentage | Strongly Agree | 0 | 0% | Agree | 0 | 0% | Uncertain | 2 | 66.67% | Disagree | 1 | 33.33% | Strongly Disagree | 0 | 0% |  <p>● Unce... ● Disa...</p> |
| Choice | Number | Percentage | | | | | | | | | | | | | | | | | | | |
| Strongly Agree | 0 | 0% | | | | | | | | | | | | | | | | | | | |
| Agree | 0 | 0% | | | | | | | | | | | | | | | | | | | |
| Uncertain | 2 | 66.67% | | | | | | | | | | | | | | | | | | | |
| Disagree | 1 | 33.33% | | | | | | | | | | | | | | | | | | | |
| Strongly Disagree | 0 | 0% | | | | | | | | | | | | | | | | | | | |
| 27 | The material in the practicals was useful | <table border="1"> <thead> <tr> <th>Choice</th> <th>Number</th> <th>Percentage</th> </tr> </thead> <tbody> <tr> <td>Strongly Agree</td> <td>0</td> <td>0%</td> </tr> <tr> <td>Agree</td> <td>1</td> <td>33.33%</td> </tr> <tr> <td>Uncertain</td> <td>1</td> <td>33.33%</td> </tr> <tr> <td>Disagree</td> <td>1</td> <td>33.33%</td> </tr> <tr> <td>Strongly Disagree</td> <td>0</td> <td>0%</td> </tr> </tbody> </table> | Choice | Number | Percentage | Strongly Agree | 0 | 0% | Agree | 1 | 33.33% | Uncertain | 1 | 33.33% | Disagree | 1 | 33.33% | Strongly Disagree | 0 | 0% |  <p>● Agree ● Unce... ● Disa...</p> |
| Choice | Number | Percentage | | | | | | | | | | | | | | | | | | | |
| Strongly Agree | 0 | 0% | | | | | | | | | | | | | | | | | | | |
| Agree | 1 | 33.33% | | | | | | | | | | | | | | | | | | | |
| Uncertain | 1 | 33.33% | | | | | | | | | | | | | | | | | | | |
| Disagree | 1 | 33.33% | | | | | | | | | | | | | | | | | | | |
| Strongly Disagree | 0 | 0% | | | | | | | | | | | | | | | | | | | |
| 28 | The demonstrators dealt effectively with my problems | <table border="1"> <thead> <tr> <th>Choice</th> <th>Number</th> <th>Percentage</th> </tr> </thead> <tbody> <tr> <td>Strongly Agree</td> <td>0</td> <td>0%</td> </tr> <tr> <td>Agree</td> <td>0</td> <td>0%</td> </tr> <tr> <td>Uncertain</td> <td>1</td> <td>33.33%</td> </tr> <tr> <td>Disagree</td> <td>2</td> <td>66.67%</td> </tr> <tr> <td>Strongly Disagree</td> <td>0</td> <td>0%</td> </tr> </tbody> </table> | Choice | Number | Percentage | Strongly Agree | 0 | 0% | Agree | 0 | 0% | Uncertain | 1 | 33.33% | Disagree | 2 | 66.67% | Strongly Disagree | 0 | 0% |  <p>● Unce... ● Disa...</p> |
| Choice | Number | Percentage | | | | | | | | | | | | | | | | | | | |
| Strongly Agree | 0 | 0% | | | | | | | | | | | | | | | | | | | |
| Agree | 0 | 0% | | | | | | | | | | | | | | | | | | | |
| Uncertain | 1 | 33.33% | | | | | | | | | | | | | | | | | | | |
| Disagree | 2 | 66.67% | | | | | | | | | | | | | | | | | | | |
| Strongly Disagree | 0 | 0% | | | | | | | | | | | | | | | | | | | |
| 29 | The best features of the Course were | Interesting Much-needed gd | | | | | | | | | | | | | | | | | | | |
| 30 | The Course could have been improved by | Giving more information Much-needed no | | | | | | | | | | | | | | | | | | | |
| 31 | The University does not tolerate discrimination on any irrelevant distinction (e.g. race, age, gender) and is committed to work with diversity in a wholly positive way. Please indicate below anything in relation to this Course which may run counter to this objective | Nothing Not impressive | | | | | | | | | | | | | | | | | | | |

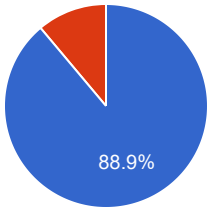
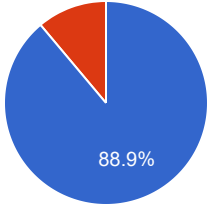

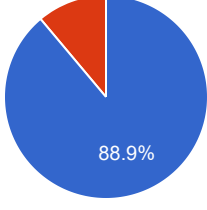
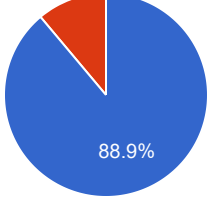
Course Evaluation - Program: 0238

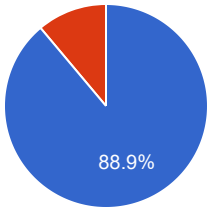
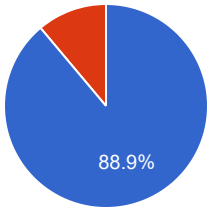
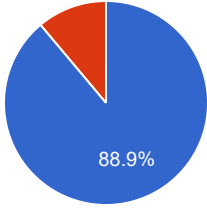
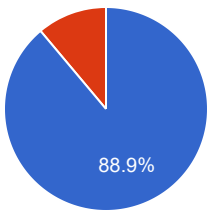
| Teacher Name: MUHAMMAD ASIF | | Course ID: MGT-413 Course Title: Principles of Management | | Session: 2018 Fall | | | | | | | | | | | | | | | | | | | |
|-------------------------------|--|---|--------|--------------------|------------|----------------|---|--------|-------|---|--------|-----------|---|----|----------|---|----|-------------------|---|----|--------------|--|--|
| Shift: After noon -- Section: | | Total Strength: 24 | | Attempted: 9 | | | | | | | | | | | | | | | | | | | |
| S.No | Question | Opinions | | | Chart | | | | | | | | | | | | | | | | | | |
| 1 | The course objectives were clear | <table border="1"> <thead> <tr> <th>Choice</th> <th>Number</th> <th>Percentage</th> </tr> </thead> <tbody> <tr> <td>Strongly Agree</td> <td>8</td> <td>88.89%</td> </tr> <tr> <td>Agree</td> <td>1</td> <td>11.11%</td> </tr> <tr> <td>Uncertain</td> <td>0</td> <td>0%</td> </tr> <tr> <td>Disagree</td> <td>0</td> <td>0%</td> </tr> <tr> <td>Strongly Disagree</td> <td>0</td> <td>0%</td> </tr> </tbody> </table> | Choice | Number | Percentage | Strongly Agree | 8 | 88.89% | Agree | 1 | 11.11% | Uncertain | 0 | 0% | Disagree | 0 | 0% | Strongly Disagree | 0 | 0% | <p>88.9%</p> | | |
| Choice | Number | Percentage | | | | | | | | | | | | | | | | | | | | | |
| Strongly Agree | 8 | 88.89% | | | | | | | | | | | | | | | | | | | | | |
| Agree | 1 | 11.11% | | | | | | | | | | | | | | | | | | | | | |
| Uncertain | 0 | 0% | | | | | | | | | | | | | | | | | | | | | |
| Disagree | 0 | 0% | | | | | | | | | | | | | | | | | | | | | |
| Strongly Disagree | 0 | 0% | | | | | | | | | | | | | | | | | | | | | |
| 2 | The Course workload was manageable | <table border="1"> <thead> <tr> <th>Choice</th> <th>Number</th> <th>Percentage</th> </tr> </thead> <tbody> <tr> <td>Strongly Agree</td> <td>8</td> <td>88.89%</td> </tr> <tr> <td>Agree</td> <td>1</td> <td>11.11%</td> </tr> <tr> <td>Uncertain</td> <td>0</td> <td>0%</td> </tr> <tr> <td>Disagree</td> <td>0</td> <td>0%</td> </tr> <tr> <td>Strongly Disagree</td> <td>0</td> <td>0%</td> </tr> </tbody> </table> | Choice | Number | Percentage | Strongly Agree | 8 | 88.89% | Agree | 1 | 11.11% | Uncertain | 0 | 0% | Disagree | 0 | 0% | Strongly Disagree | 0 | 0% | <p>88.9%</p> | | |
| Choice | Number | Percentage | | | | | | | | | | | | | | | | | | | | | |
| Strongly Agree | 8 | 88.89% | | | | | | | | | | | | | | | | | | | | | |
| Agree | 1 | 11.11% | | | | | | | | | | | | | | | | | | | | | |
| Uncertain | 0 | 0% | | | | | | | | | | | | | | | | | | | | | |
| Disagree | 0 | 0% | | | | | | | | | | | | | | | | | | | | | |
| Strongly Disagree | 0 | 0% | | | | | | | | | | | | | | | | | | | | | |
| 3 | The Course was well organized (e.g. timely access to materials, notification of changes, etc.) | <table border="1"> <thead> <tr> <th>Choice</th> <th>Number</th> <th>Percentage</th> </tr> </thead> <tbody> <tr> <td>Strongly Agree</td> <td>8</td> <td>88.89%</td> </tr> <tr> <td>Agree</td> <td>1</td> <td>11.11%</td> </tr> <tr> <td>Uncertain</td> <td>0</td> <td>0%</td> </tr> <tr> <td>Disagree</td> <td>0</td> <td>0%</td> </tr> <tr> <td>Strongly Disagree</td> <td>0</td> <td>0%</td> </tr> </tbody> </table> | Choice | Number | Percentage | Strongly Agree | 8 | 88.89% | Agree | 1 | 11.11% | Uncertain | 0 | 0% | Disagree | 0 | 0% | Strongly Disagree | 0 | 0% | <p>88.9%</p> | | |
| Choice | Number | Percentage | | | | | | | | | | | | | | | | | | | | | |
| Strongly Agree | 8 | 88.89% | | | | | | | | | | | | | | | | | | | | | |
| Agree | 1 | 11.11% | | | | | | | | | | | | | | | | | | | | | |
| Uncertain | 0 | 0% | | | | | | | | | | | | | | | | | | | | | |
| Disagree | 0 | 0% | | | | | | | | | | | | | | | | | | | | | |
| Strongly Disagree | 0 | 0% | | | | | | | | | | | | | | | | | | | | | |
| 4 | I participated actively in the Course | <table border="1"> <thead> <tr> <th>Choice</th> <th>Number</th> <th>Percentage</th> </tr> </thead> <tbody> <tr> <td>Strongly Agree</td> <td>9</td> <td>100%</td> </tr> <tr> <td>Agree</td> <td>0</td> <td>0%</td> </tr> <tr> <td>Uncertain</td> <td>0</td> <td>0%</td> </tr> <tr> <td>Disagree</td> <td>0</td> <td>0%</td> </tr> <tr> <td>Strongly Disagree</td> <td>0</td> <td>0%</td> </tr> </tbody> </table> | Choice | Number | Percentage | Strongly Agree | 9 | 100% | Agree | 0 | 0% | Uncertain | 0 | 0% | Disagree | 0 | 0% | Strongly Disagree | 0 | 0% | <p>100%</p> | | |
| Choice | Number | Percentage | | | | | | | | | | | | | | | | | | | | | |
| Strongly Agree | 9 | 100% | | | | | | | | | | | | | | | | | | | | | |
| Agree | 0 | 0% | | | | | | | | | | | | | | | | | | | | | |
| Uncertain | 0 | 0% | | | | | | | | | | | | | | | | | | | | | |
| Disagree | 0 | 0% | | | | | | | | | | | | | | | | | | | | | |
| Strongly Disagree | 0 | 0% | | | | | | | | | | | | | | | | | | | | | |

| 5 | I think I have made progress in this Course | <table border="1"> <thead> <tr> <th>Choice</th> <th>Number</th> <th>Percentage</th> </tr> </thead> <tbody> <tr> <td>Strongly Agree</td> <td>8</td> <td>88.89%</td> </tr> <tr> <td>Agree</td> <td>1</td> <td>11.11%</td> </tr> <tr> <td>Uncertain</td> <td>0</td> <td>0%</td> </tr> <tr> <td>Disagree</td> <td>0</td> <td>0%</td> </tr> <tr> <td>Strongly Disagree</td> <td>0</td> <td>0%</td> </tr> </tbody> </table> | Choice | Number | Percentage | Strongly Agree | 8 | 88.89% | Agree | 1 | 11.11% | Uncertain | 0 | 0% | Disagree | 0 | 0% | Strongly Disagree | 0 | 0% |  <p>88.9%</p> <ul style="list-style-type: none"> ● Stron... ● Agree |
|-------------------|---|---|--------|--------|------------|----------------|---|--------|-------|---|--------|-----------|---|----|----------|---|----|-------------------|---|----|--|
| Choice | Number | Percentage | | | | | | | | | | | | | | | | | | | |
| Strongly Agree | 8 | 88.89% | | | | | | | | | | | | | | | | | | | |
| Agree | 1 | 11.11% | | | | | | | | | | | | | | | | | | | |
| Uncertain | 0 | 0% | | | | | | | | | | | | | | | | | | | |
| Disagree | 0 | 0% | | | | | | | | | | | | | | | | | | | |
| Strongly Disagree | 0 | 0% | | | | | | | | | | | | | | | | | | | |
| 6 | I think the Course was well structured to achieve the learning outcomes (there was a good balance of lectures, tutorials, practical etc.) | <table border="1"> <thead> <tr> <th>Choice</th> <th>Number</th> <th>Percentage</th> </tr> </thead> <tbody> <tr> <td>Strongly Agree</td> <td>8</td> <td>88.89%</td> </tr> <tr> <td>Agree</td> <td>1</td> <td>11.11%</td> </tr> <tr> <td>Uncertain</td> <td>0</td> <td>0%</td> </tr> <tr> <td>Disagree</td> <td>0</td> <td>0%</td> </tr> <tr> <td>Strongly Disagree</td> <td>0</td> <td>0%</td> </tr> </tbody> </table> | Choice | Number | Percentage | Strongly Agree | 8 | 88.89% | Agree | 1 | 11.11% | Uncertain | 0 | 0% | Disagree | 0 | 0% | Strongly Disagree | 0 | 0% |  <p>88.9%</p> <ul style="list-style-type: none"> ● Stron... ● Agree |
| Choice | Number | Percentage | | | | | | | | | | | | | | | | | | | |
| Strongly Agree | 8 | 88.89% | | | | | | | | | | | | | | | | | | | |
| Agree | 1 | 11.11% | | | | | | | | | | | | | | | | | | | |
| Uncertain | 0 | 0% | | | | | | | | | | | | | | | | | | | |
| Disagree | 0 | 0% | | | | | | | | | | | | | | | | | | | |
| Strongly Disagree | 0 | 0% | | | | | | | | | | | | | | | | | | | |
| 7 | The learning and teaching methods encouraged participation | <table border="1"> <thead> <tr> <th>Choice</th> <th>Number</th> <th>Percentage</th> </tr> </thead> <tbody> <tr> <td>Strongly Agree</td> <td>8</td> <td>88.89%</td> </tr> <tr> <td>Agree</td> <td>1</td> <td>11.11%</td> </tr> <tr> <td>Uncertain</td> <td>0</td> <td>0%</td> </tr> <tr> <td>Disagree</td> <td>0</td> <td>0%</td> </tr> <tr> <td>Strongly Disagree</td> <td>0</td> <td>0%</td> </tr> </tbody> </table> | Choice | Number | Percentage | Strongly Agree | 8 | 88.89% | Agree | 1 | 11.11% | Uncertain | 0 | 0% | Disagree | 0 | 0% | Strongly Disagree | 0 | 0% |  <p>88.9%</p> <ul style="list-style-type: none"> ● Stron... ● Agree |
| Choice | Number | Percentage | | | | | | | | | | | | | | | | | | | |
| Strongly Agree | 8 | 88.89% | | | | | | | | | | | | | | | | | | | |
| Agree | 1 | 11.11% | | | | | | | | | | | | | | | | | | | |
| Uncertain | 0 | 0% | | | | | | | | | | | | | | | | | | | |
| Disagree | 0 | 0% | | | | | | | | | | | | | | | | | | | |
| Strongly Disagree | 0 | 0% | | | | | | | | | | | | | | | | | | | |
| 8 | The overall environment in the class was conducive to learning | <table border="1"> <thead> <tr> <th>Choice</th> <th>Number</th> <th>Percentage</th> </tr> </thead> <tbody> <tr> <td>Strongly Agree</td> <td>8</td> <td>88.89%</td> </tr> <tr> <td>Agree</td> <td>1</td> <td>11.11%</td> </tr> <tr> <td>Uncertain</td> <td>0</td> <td>0%</td> </tr> <tr> <td>Disagree</td> <td>0</td> <td>0%</td> </tr> <tr> <td>Strongly Disagree</td> <td>0</td> <td>0%</td> </tr> </tbody> </table> | Choice | Number | Percentage | Strongly Agree | 8 | 88.89% | Agree | 1 | 11.11% | Uncertain | 0 | 0% | Disagree | 0 | 0% | Strongly Disagree | 0 | 0% |  <p>88.9%</p> <ul style="list-style-type: none"> ● Stron... ● Agree |
| Choice | Number | Percentage | | | | | | | | | | | | | | | | | | | |
| Strongly Agree | 8 | 88.89% | | | | | | | | | | | | | | | | | | | |
| Agree | 1 | 11.11% | | | | | | | | | | | | | | | | | | | |
| Uncertain | 0 | 0% | | | | | | | | | | | | | | | | | | | |
| Disagree | 0 | 0% | | | | | | | | | | | | | | | | | | | |
| Strongly Disagree | 0 | 0% | | | | | | | | | | | | | | | | | | | |
| 9 | Classrooms were satisfactory | <table border="1"> <thead> <tr> <th>Choice</th> <th>Number</th> <th>Percentage</th> </tr> </thead> <tbody> <tr> <td>Strongly Agree</td> <td>8</td> <td>88.89%</td> </tr> <tr> <td>Agree</td> <td>1</td> <td>11.11%</td> </tr> <tr> <td>Uncertain</td> <td>0</td> <td>0%</td> </tr> <tr> <td>Disagree</td> <td>0</td> <td>0%</td> </tr> <tr> <td>Strongly Disagree</td> <td>0</td> <td>0%</td> </tr> </tbody> </table> | Choice | Number | Percentage | Strongly Agree | 8 | 88.89% | Agree | 1 | 11.11% | Uncertain | 0 | 0% | Disagree | 0 | 0% | Strongly Disagree | 0 | 0% |  <p>88.9%</p> <ul style="list-style-type: none"> ● Stron... ● Agree |
| Choice | Number | Percentage | | | | | | | | | | | | | | | | | | | |
| Strongly Agree | 8 | 88.89% | | | | | | | | | | | | | | | | | | | |
| Agree | 1 | 11.11% | | | | | | | | | | | | | | | | | | | |
| Uncertain | 0 | 0% | | | | | | | | | | | | | | | | | | | |
| Disagree | 0 | 0% | | | | | | | | | | | | | | | | | | | |
| Strongly Disagree | 0 | 0% | | | | | | | | | | | | | | | | | | | |

| 10 | Learning materials (Lesson Plans, Course Notes etc.) were relevant and useful | <table border="1"> <thead> <tr> <th>Choice</th> <th>Number</th> <th>Percentage</th> </tr> </thead> <tbody> <tr> <td>Strongly Agree</td> <td>8</td> <td>88.89%</td> </tr> <tr> <td>Agree</td> <td>1</td> <td>11.11%</td> </tr> <tr> <td>Uncertain</td> <td>0</td> <td>0%</td> </tr> <tr> <td>Disagree</td> <td>0</td> <td>0%</td> </tr> <tr> <td>Strongly Disagree</td> <td>0</td> <td>0%</td> </tr> </tbody> </table> | Choice | Number | Percentage | Strongly Agree | 8 | 88.89% | Agree | 1 | 11.11% | Uncertain | 0 | 0% | Disagree | 0 | 0% | Strongly Disagree | 0 | 0% |  <p>88.9%</p> <ul style="list-style-type: none"> ● Stron... ● Agree |
|-------------------|--|---|--------|--------|------------|----------------|---|--------|-------|---|--------|-----------|---|----|----------|---|----|-------------------|---|----|--|
| Choice | Number | Percentage | | | | | | | | | | | | | | | | | | | |
| Strongly Agree | 8 | 88.89% | | | | | | | | | | | | | | | | | | | |
| Agree | 1 | 11.11% | | | | | | | | | | | | | | | | | | | |
| Uncertain | 0 | 0% | | | | | | | | | | | | | | | | | | | |
| Disagree | 0 | 0% | | | | | | | | | | | | | | | | | | | |
| Strongly Disagree | 0 | 0% | | | | | | | | | | | | | | | | | | | |
| 11 | Recommended reading Books etc. were relevant and appropriate | <table border="1"> <thead> <tr> <th>Choice</th> <th>Number</th> <th>Percentage</th> </tr> </thead> <tbody> <tr> <td>Strongly Agree</td> <td>8</td> <td>88.89%</td> </tr> <tr> <td>Agree</td> <td>1</td> <td>11.11%</td> </tr> <tr> <td>Uncertain</td> <td>0</td> <td>0%</td> </tr> <tr> <td>Disagree</td> <td>0</td> <td>0%</td> </tr> <tr> <td>Strongly Disagree</td> <td>0</td> <td>0%</td> </tr> </tbody> </table> | Choice | Number | Percentage | Strongly Agree | 8 | 88.89% | Agree | 1 | 11.11% | Uncertain | 0 | 0% | Disagree | 0 | 0% | Strongly Disagree | 0 | 0% |  <p>88.9%</p> <ul style="list-style-type: none"> ● Stron... ● Agree |
| Choice | Number | Percentage | | | | | | | | | | | | | | | | | | | |
| Strongly Agree | 8 | 88.89% | | | | | | | | | | | | | | | | | | | |
| Agree | 1 | 11.11% | | | | | | | | | | | | | | | | | | | |
| Uncertain | 0 | 0% | | | | | | | | | | | | | | | | | | | |
| Disagree | 0 | 0% | | | | | | | | | | | | | | | | | | | |
| Strongly Disagree | 0 | 0% | | | | | | | | | | | | | | | | | | | |
| 12 | The provision of learning resources in the library was adequate and appropriate | <table border="1"> <thead> <tr> <th>Choice</th> <th>Number</th> <th>Percentage</th> </tr> </thead> <tbody> <tr> <td>Strongly Agree</td> <td>8</td> <td>88.89%</td> </tr> <tr> <td>Agree</td> <td>1</td> <td>11.11%</td> </tr> <tr> <td>Uncertain</td> <td>0</td> <td>0%</td> </tr> <tr> <td>Disagree</td> <td>0</td> <td>0%</td> </tr> <tr> <td>Strongly Disagree</td> <td>0</td> <td>0%</td> </tr> </tbody> </table> | Choice | Number | Percentage | Strongly Agree | 8 | 88.89% | Agree | 1 | 11.11% | Uncertain | 0 | 0% | Disagree | 0 | 0% | Strongly Disagree | 0 | 0% |  <p>88.9%</p> <ul style="list-style-type: none"> ● Stron... ● Agree |
| Choice | Number | Percentage | | | | | | | | | | | | | | | | | | | |
| Strongly Agree | 8 | 88.89% | | | | | | | | | | | | | | | | | | | |
| Agree | 1 | 11.11% | | | | | | | | | | | | | | | | | | | |
| Uncertain | 0 | 0% | | | | | | | | | | | | | | | | | | | |
| Disagree | 0 | 0% | | | | | | | | | | | | | | | | | | | |
| Strongly Disagree | 0 | 0% | | | | | | | | | | | | | | | | | | | |
| 13 | The provision of learning resources on the Web was adequate and appropriate (if relevant) | <table border="1"> <thead> <tr> <th>Choice</th> <th>Number</th> <th>Percentage</th> </tr> </thead> <tbody> <tr> <td>Strongly Agree</td> <td>8</td> <td>88.89%</td> </tr> <tr> <td>Agree</td> <td>1</td> <td>11.11%</td> </tr> <tr> <td>Uncertain</td> <td>0</td> <td>0%</td> </tr> <tr> <td>Disagree</td> <td>0</td> <td>0%</td> </tr> <tr> <td>Strongly Disagree</td> <td>0</td> <td>0%</td> </tr> </tbody> </table> | Choice | Number | Percentage | Strongly Agree | 8 | 88.89% | Agree | 1 | 11.11% | Uncertain | 0 | 0% | Disagree | 0 | 0% | Strongly Disagree | 0 | 0% |  <p>88.9%</p> <ul style="list-style-type: none"> ● Stron... ● Agree |
| Choice | Number | Percentage | | | | | | | | | | | | | | | | | | | |
| Strongly Agree | 8 | 88.89% | | | | | | | | | | | | | | | | | | | |
| Agree | 1 | 11.11% | | | | | | | | | | | | | | | | | | | |
| Uncertain | 0 | 0% | | | | | | | | | | | | | | | | | | | |
| Disagree | 0 | 0% | | | | | | | | | | | | | | | | | | | |
| Strongly Disagree | 0 | 0% | | | | | | | | | | | | | | | | | | | |
| 14 | The Course stimulated my interest and thought on the subject area | <table border="1"> <thead> <tr> <th>Choice</th> <th>Number</th> <th>Percentage</th> </tr> </thead> <tbody> <tr> <td>Strongly Agree</td> <td>8</td> <td>88.89%</td> </tr> <tr> <td>Agree</td> <td>1</td> <td>11.11%</td> </tr> <tr> <td>Uncertain</td> <td>0</td> <td>0%</td> </tr> <tr> <td>Disagree</td> <td>0</td> <td>0%</td> </tr> <tr> <td>Strongly Disagree</td> <td>0</td> <td>0%</td> </tr> </tbody> </table> | Choice | Number | Percentage | Strongly Agree | 8 | 88.89% | Agree | 1 | 11.11% | Uncertain | 0 | 0% | Disagree | 0 | 0% | Strongly Disagree | 0 | 0% |  <p>88.9%</p> <ul style="list-style-type: none"> ● Stron... ● Agree |
| Choice | Number | Percentage | | | | | | | | | | | | | | | | | | | |
| Strongly Agree | 8 | 88.89% | | | | | | | | | | | | | | | | | | | |
| Agree | 1 | 11.11% | | | | | | | | | | | | | | | | | | | |
| Uncertain | 0 | 0% | | | | | | | | | | | | | | | | | | | |
| Disagree | 0 | 0% | | | | | | | | | | | | | | | | | | | |
| Strongly Disagree | 0 | 0% | | | | | | | | | | | | | | | | | | | |

| 15 | The pace of the Course was appropriate | <table border="1"> <thead> <tr> <th>Choice</th> <th>Number</th> <th>Percentage</th> </tr> </thead> <tbody> <tr> <td>Strongly Agree</td> <td>8</td> <td>88.89%</td> </tr> <tr> <td>Agree</td> <td>1</td> <td>11.11%</td> </tr> <tr> <td>Uncertain</td> <td>0</td> <td>0%</td> </tr> <tr> <td>Disagree</td> <td>0</td> <td>0%</td> </tr> <tr> <td>Strongly Disagree</td> <td>0</td> <td>0%</td> </tr> </tbody> </table> | Choice | Number | Percentage | Strongly Agree | 8 | 88.89% | Agree | 1 | 11.11% | Uncertain | 0 | 0% | Disagree | 0 | 0% | Strongly Disagree | 0 | 0% |  <p>88.9%</p> <ul style="list-style-type: none"> ● Stron... ● Agree |
|-------------------|---|---|--------|--------|------------|----------------|---|--------|-------|---|--------|-----------|---|----|----------|---|----|-------------------|---|----|---|
| Choice | Number | Percentage | | | | | | | | | | | | | | | | | | | |
| Strongly Agree | 8 | 88.89% | | | | | | | | | | | | | | | | | | | |
| Agree | 1 | 11.11% | | | | | | | | | | | | | | | | | | | |
| Uncertain | 0 | 0% | | | | | | | | | | | | | | | | | | | |
| Disagree | 0 | 0% | | | | | | | | | | | | | | | | | | | |
| Strongly Disagree | 0 | 0% | | | | | | | | | | | | | | | | | | | |
| 16 | Ideas and concepts were presented clearly | <table border="1"> <thead> <tr> <th>Choice</th> <th>Number</th> <th>Percentage</th> </tr> </thead> <tbody> <tr> <td>Strongly Agree</td> <td>8</td> <td>88.89%</td> </tr> <tr> <td>Agree</td> <td>1</td> <td>11.11%</td> </tr> <tr> <td>Uncertain</td> <td>0</td> <td>0%</td> </tr> <tr> <td>Disagree</td> <td>0</td> <td>0%</td> </tr> <tr> <td>Strongly Disagree</td> <td>0</td> <td>0%</td> </tr> </tbody> </table> | Choice | Number | Percentage | Strongly Agree | 8 | 88.89% | Agree | 1 | 11.11% | Uncertain | 0 | 0% | Disagree | 0 | 0% | Strongly Disagree | 0 | 0% |  <p>88.9%</p> <ul style="list-style-type: none"> ● Stron... ● Agree |
| Choice | Number | Percentage | | | | | | | | | | | | | | | | | | | |
| Strongly Agree | 8 | 88.89% | | | | | | | | | | | | | | | | | | | |
| Agree | 1 | 11.11% | | | | | | | | | | | | | | | | | | | |
| Uncertain | 0 | 0% | | | | | | | | | | | | | | | | | | | |
| Disagree | 0 | 0% | | | | | | | | | | | | | | | | | | | |
| Strongly Disagree | 0 | 0% | | | | | | | | | | | | | | | | | | | |
| 17 | The method of assessment were reasonable | <table border="1"> <thead> <tr> <th>Choice</th> <th>Number</th> <th>Percentage</th> </tr> </thead> <tbody> <tr> <td>Strongly Agree</td> <td>8</td> <td>88.89%</td> </tr> <tr> <td>Agree</td> <td>1</td> <td>11.11%</td> </tr> <tr> <td>Uncertain</td> <td>0</td> <td>0%</td> </tr> <tr> <td>Disagree</td> <td>0</td> <td>0%</td> </tr> <tr> <td>Strongly Disagree</td> <td>0</td> <td>0%</td> </tr> </tbody> </table> | Choice | Number | Percentage | Strongly Agree | 8 | 88.89% | Agree | 1 | 11.11% | Uncertain | 0 | 0% | Disagree | 0 | 0% | Strongly Disagree | 0 | 0% |  <p>88.9%</p> <ul style="list-style-type: none"> ● Stron... ● Agree |
| Choice | Number | Percentage | | | | | | | | | | | | | | | | | | | |
| Strongly Agree | 8 | 88.89% | | | | | | | | | | | | | | | | | | | |
| Agree | 1 | 11.11% | | | | | | | | | | | | | | | | | | | |
| Uncertain | 0 | 0% | | | | | | | | | | | | | | | | | | | |
| Disagree | 0 | 0% | | | | | | | | | | | | | | | | | | | |
| Strongly Disagree | 0 | 0% | | | | | | | | | | | | | | | | | | | |
| 18 | Feedback on assessment was timely | <table border="1"> <thead> <tr> <th>Choice</th> <th>Number</th> <th>Percentage</th> </tr> </thead> <tbody> <tr> <td>Strongly Agree</td> <td>9</td> <td>100%</td> </tr> <tr> <td>Agree</td> <td>0</td> <td>0%</td> </tr> <tr> <td>Uncertain</td> <td>0</td> <td>0%</td> </tr> <tr> <td>Disagree</td> <td>0</td> <td>0%</td> </tr> <tr> <td>Strongly Disagree</td> <td>0</td> <td>0%</td> </tr> </tbody> </table> | Choice | Number | Percentage | Strongly Agree | 9 | 100% | Agree | 0 | 0% | Uncertain | 0 | 0% | Disagree | 0 | 0% | Strongly Disagree | 0 | 0% |  <p>100%</p> <ul style="list-style-type: none"> ● Stron... |
| Choice | Number | Percentage | | | | | | | | | | | | | | | | | | | |
| Strongly Agree | 9 | 100% | | | | | | | | | | | | | | | | | | | |
| Agree | 0 | 0% | | | | | | | | | | | | | | | | | | | |
| Uncertain | 0 | 0% | | | | | | | | | | | | | | | | | | | |
| Disagree | 0 | 0% | | | | | | | | | | | | | | | | | | | |
| Strongly Disagree | 0 | 0% | | | | | | | | | | | | | | | | | | | |
| 19 | Feedback on assessment was helpful | <table border="1"> <thead> <tr> <th>Choice</th> <th>Number</th> <th>Percentage</th> </tr> </thead> <tbody> <tr> <td>Strongly Agree</td> <td>9</td> <td>100%</td> </tr> <tr> <td>Agree</td> <td>0</td> <td>0%</td> </tr> <tr> <td>Uncertain</td> <td>0</td> <td>0%</td> </tr> <tr> <td>Disagree</td> <td>0</td> <td>0%</td> </tr> <tr> <td>Strongly Disagree</td> <td>0</td> <td>0%</td> </tr> </tbody> </table> | Choice | Number | Percentage | Strongly Agree | 9 | 100% | Agree | 0 | 0% | Uncertain | 0 | 0% | Disagree | 0 | 0% | Strongly Disagree | 0 | 0% |  <p>100%</p> <ul style="list-style-type: none"> ● Stron... |
| Choice | Number | Percentage | | | | | | | | | | | | | | | | | | | |
| Strongly Agree | 9 | 100% | | | | | | | | | | | | | | | | | | | |
| Agree | 0 | 0% | | | | | | | | | | | | | | | | | | | |
| Uncertain | 0 | 0% | | | | | | | | | | | | | | | | | | | |
| Disagree | 0 | 0% | | | | | | | | | | | | | | | | | | | |
| Strongly Disagree | 0 | 0% | | | | | | | | | | | | | | | | | | | |

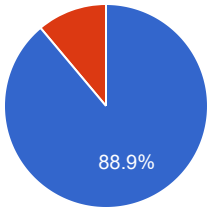
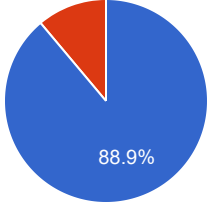



| 20 | I understood the lectures | <table border="1"> <thead> <tr> <th>Choice</th> <th>Number</th> <th>Percentage</th> </tr> </thead> <tbody> <tr> <td>Strongly Agree</td> <td>8</td> <td>88.89%</td> </tr> <tr> <td>Agree</td> <td>1</td> <td>11.11%</td> </tr> <tr> <td>Uncertain</td> <td>0</td> <td>0%</td> </tr> <tr> <td>Disagree</td> <td>0</td> <td>0%</td> </tr> <tr> <td>Strongly Disagree</td> <td>0</td> <td>0%</td> </tr> </tbody> </table> | Choice | Number | Percentage | Strongly Agree | 8 | 88.89% | Agree | 1 | 11.11% | Uncertain | 0 | 0% | Disagree | 0 | 0% | Strongly Disagree | 0 | 0% |  <p>88.9%</p> <ul style="list-style-type: none"> ● Stron... ● Agree |
|-------------------|---|---|--------|--------|------------|----------------|---|--------|-------|---|--------|-----------|---|----|----------|---|----|-------------------|---|----|--|
| Choice | Number | Percentage | | | | | | | | | | | | | | | | | | | |
| Strongly Agree | 8 | 88.89% | | | | | | | | | | | | | | | | | | | |
| Agree | 1 | 11.11% | | | | | | | | | | | | | | | | | | | |
| Uncertain | 0 | 0% | | | | | | | | | | | | | | | | | | | |
| Disagree | 0 | 0% | | | | | | | | | | | | | | | | | | | |
| Strongly Disagree | 0 | 0% | | | | | | | | | | | | | | | | | | | |
| 21 | The material was well organized and presented | <table border="1"> <thead> <tr> <th>Choice</th> <th>Number</th> <th>Percentage</th> </tr> </thead> <tbody> <tr> <td>Strongly Agree</td> <td>8</td> <td>88.89%</td> </tr> <tr> <td>Agree</td> <td>1</td> <td>11.11%</td> </tr> <tr> <td>Uncertain</td> <td>0</td> <td>0%</td> </tr> <tr> <td>Disagree</td> <td>0</td> <td>0%</td> </tr> <tr> <td>Strongly Disagree</td> <td>0</td> <td>0%</td> </tr> </tbody> </table> | Choice | Number | Percentage | Strongly Agree | 8 | 88.89% | Agree | 1 | 11.11% | Uncertain | 0 | 0% | Disagree | 0 | 0% | Strongly Disagree | 0 | 0% |  <p>88.9%</p> <ul style="list-style-type: none"> ● Stron... ● Agree |
| Choice | Number | Percentage | | | | | | | | | | | | | | | | | | | |
| Strongly Agree | 8 | 88.89% | | | | | | | | | | | | | | | | | | | |
| Agree | 1 | 11.11% | | | | | | | | | | | | | | | | | | | |
| Uncertain | 0 | 0% | | | | | | | | | | | | | | | | | | | |
| Disagree | 0 | 0% | | | | | | | | | | | | | | | | | | | |
| Strongly Disagree | 0 | 0% | | | | | | | | | | | | | | | | | | | |
| 22 | The instructor was responsive to student needs and problems | <table border="1"> <thead> <tr> <th>Choice</th> <th>Number</th> <th>Percentage</th> </tr> </thead> <tbody> <tr> <td>Strongly Agree</td> <td>9</td> <td>100%</td> </tr> <tr> <td>Agree</td> <td>0</td> <td>0%</td> </tr> <tr> <td>Uncertain</td> <td>0</td> <td>0%</td> </tr> <tr> <td>Disagree</td> <td>0</td> <td>0%</td> </tr> <tr> <td>Strongly Disagree</td> <td>0</td> <td>0%</td> </tr> </tbody> </table> | Choice | Number | Percentage | Strongly Agree | 9 | 100% | Agree | 0 | 0% | Uncertain | 0 | 0% | Disagree | 0 | 0% | Strongly Disagree | 0 | 0% |  <p>100%</p> <ul style="list-style-type: none"> ● Stron... |
| Choice | Number | Percentage | | | | | | | | | | | | | | | | | | | |
| Strongly Agree | 9 | 100% | | | | | | | | | | | | | | | | | | | |
| Agree | 0 | 0% | | | | | | | | | | | | | | | | | | | |
| Uncertain | 0 | 0% | | | | | | | | | | | | | | | | | | | |
| Disagree | 0 | 0% | | | | | | | | | | | | | | | | | | | |
| Strongly Disagree | 0 | 0% | | | | | | | | | | | | | | | | | | | |
| 23 | Had the instructor been regular throughout the course | <table border="1"> <thead> <tr> <th>Choice</th> <th>Number</th> <th>Percentage</th> </tr> </thead> <tbody> <tr> <td>Strongly Agree</td> <td>8</td> <td>88.89%</td> </tr> <tr> <td>Agree</td> <td>1</td> <td>11.11%</td> </tr> <tr> <td>Uncertain</td> <td>0</td> <td>0%</td> </tr> <tr> <td>Disagree</td> <td>0</td> <td>0%</td> </tr> <tr> <td>Strongly Disagree</td> <td>0</td> <td>0%</td> </tr> </tbody> </table> | Choice | Number | Percentage | Strongly Agree | 8 | 88.89% | Agree | 1 | 11.11% | Uncertain | 0 | 0% | Disagree | 0 | 0% | Strongly Disagree | 0 | 0% |  <p>88.9%</p> <ul style="list-style-type: none"> ● Stron... ● Agree |
| Choice | Number | Percentage | | | | | | | | | | | | | | | | | | | |
| Strongly Agree | 8 | 88.89% | | | | | | | | | | | | | | | | | | | |
| Agree | 1 | 11.11% | | | | | | | | | | | | | | | | | | | |
| Uncertain | 0 | 0% | | | | | | | | | | | | | | | | | | | |
| Disagree | 0 | 0% | | | | | | | | | | | | | | | | | | | |
| Strongly Disagree | 0 | 0% | | | | | | | | | | | | | | | | | | | |
| 24 | The material in the tutorials was useful | <table border="1"> <thead> <tr> <th>Choice</th> <th>Number</th> <th>Percentage</th> </tr> </thead> <tbody> <tr> <td>Strongly Agree</td> <td>8</td> <td>88.89%</td> </tr> <tr> <td>Agree</td> <td>1</td> <td>11.11%</td> </tr> <tr> <td>Uncertain</td> <td>0</td> <td>0%</td> </tr> <tr> <td>Disagree</td> <td>0</td> <td>0%</td> </tr> <tr> <td>Strongly Disagree</td> <td>0</td> <td>0%</td> </tr> </tbody> </table> | Choice | Number | Percentage | Strongly Agree | 8 | 88.89% | Agree | 1 | 11.11% | Uncertain | 0 | 0% | Disagree | 0 | 0% | Strongly Disagree | 0 | 0% |  <p>88.9%</p> <ul style="list-style-type: none"> ● Stron... ● Agree |
| Choice | Number | Percentage | | | | | | | | | | | | | | | | | | | |
| Strongly Agree | 8 | 88.89% | | | | | | | | | | | | | | | | | | | |
| Agree | 1 | 11.11% | | | | | | | | | | | | | | | | | | | |
| Uncertain | 0 | 0% | | | | | | | | | | | | | | | | | | | |
| Disagree | 0 | 0% | | | | | | | | | | | | | | | | | | | |
| Strongly Disagree | 0 | 0% | | | | | | | | | | | | | | | | | | | |

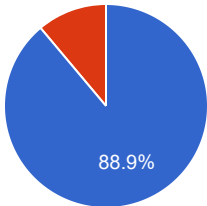
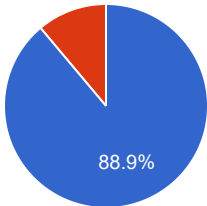
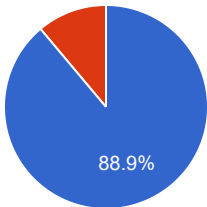
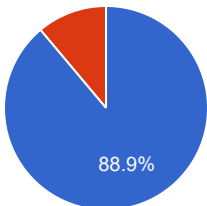
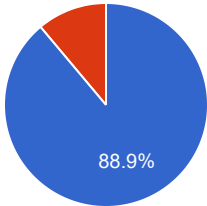
| 25 | I was happy with the amount of work needed for tutorials | <table border="1"> <thead> <tr> <th>Choice</th> <th>Number</th> <th>Percentage</th> </tr> </thead> <tbody> <tr> <td>Strongly Agree</td> <td>8</td> <td>88.89%</td> </tr> <tr> <td>Agree</td> <td>1</td> <td>11.11%</td> </tr> <tr> <td>Uncertain</td> <td>0</td> <td>0%</td> </tr> <tr> <td>Disagree</td> <td>0</td> <td>0%</td> </tr> <tr> <td>Strongly Disagree</td> <td>0</td> <td>0%</td> </tr> </tbody> </table> | Choice | Number | Percentage | Strongly Agree | 8 | 88.89% | Agree | 1 | 11.11% | Uncertain | 0 | 0% | Disagree | 0 | 0% | Strongly Disagree | 0 | 0% |  <p>88.9%</p> <p>● Stron... ● Agree</p> |
|-------------------|--|---|--------|--------|------------|----------------|---|--------|-------|---|--------|-----------|---|----|----------|---|----|-------------------|---|----|--|
| Choice | Number | Percentage | | | | | | | | | | | | | | | | | | | |
| Strongly Agree | 8 | 88.89% | | | | | | | | | | | | | | | | | | | |
| Agree | 1 | 11.11% | | | | | | | | | | | | | | | | | | | |
| Uncertain | 0 | 0% | | | | | | | | | | | | | | | | | | | |
| Disagree | 0 | 0% | | | | | | | | | | | | | | | | | | | |
| Strongly Disagree | 0 | 0% | | | | | | | | | | | | | | | | | | | |
| 26 | The tutor dealt effectively with my problems | <table border="1"> <thead> <tr> <th>Choice</th> <th>Number</th> <th>Percentage</th> </tr> </thead> <tbody> <tr> <td>Strongly Agree</td> <td>8</td> <td>88.89%</td> </tr> <tr> <td>Agree</td> <td>1</td> <td>11.11%</td> </tr> <tr> <td>Uncertain</td> <td>0</td> <td>0%</td> </tr> <tr> <td>Disagree</td> <td>0</td> <td>0%</td> </tr> <tr> <td>Strongly Disagree</td> <td>0</td> <td>0%</td> </tr> </tbody> </table> | Choice | Number | Percentage | Strongly Agree | 8 | 88.89% | Agree | 1 | 11.11% | Uncertain | 0 | 0% | Disagree | 0 | 0% | Strongly Disagree | 0 | 0% |  <p>88.9%</p> <p>● Stron... ● Agree</p> |
| Choice | Number | Percentage | | | | | | | | | | | | | | | | | | | |
| Strongly Agree | 8 | 88.89% | | | | | | | | | | | | | | | | | | | |
| Agree | 1 | 11.11% | | | | | | | | | | | | | | | | | | | |
| Uncertain | 0 | 0% | | | | | | | | | | | | | | | | | | | |
| Disagree | 0 | 0% | | | | | | | | | | | | | | | | | | | |
| Strongly Disagree | 0 | 0% | | | | | | | | | | | | | | | | | | | |
| 27 | The material in the practicals was useful | <table border="1"> <thead> <tr> <th>Choice</th> <th>Number</th> <th>Percentage</th> </tr> </thead> <tbody> <tr> <td>Strongly Agree</td> <td>8</td> <td>88.89%</td> </tr> <tr> <td>Agree</td> <td>1</td> <td>11.11%</td> </tr> <tr> <td>Uncertain</td> <td>0</td> <td>0%</td> </tr> <tr> <td>Disagree</td> <td>0</td> <td>0%</td> </tr> <tr> <td>Strongly Disagree</td> <td>0</td> <td>0%</td> </tr> </tbody> </table> | Choice | Number | Percentage | Strongly Agree | 8 | 88.89% | Agree | 1 | 11.11% | Uncertain | 0 | 0% | Disagree | 0 | 0% | Strongly Disagree | 0 | 0% |  <p>88.9%</p> <p>● Stron... ● Agree</p> |
| Choice | Number | Percentage | | | | | | | | | | | | | | | | | | | |
| Strongly Agree | 8 | 88.89% | | | | | | | | | | | | | | | | | | | |
| Agree | 1 | 11.11% | | | | | | | | | | | | | | | | | | | |
| Uncertain | 0 | 0% | | | | | | | | | | | | | | | | | | | |
| Disagree | 0 | 0% | | | | | | | | | | | | | | | | | | | |
| Strongly Disagree | 0 | 0% | | | | | | | | | | | | | | | | | | | |
| 28 | The demonstrators dealt effectively with my problems | <table border="1"> <thead> <tr> <th>Choice</th> <th>Number</th> <th>Percentage</th> </tr> </thead> <tbody> <tr> <td>Strongly Agree</td> <td>8</td> <td>88.89%</td> </tr> <tr> <td>Agree</td> <td>1</td> <td>11.11%</td> </tr> <tr> <td>Uncertain</td> <td>0</td> <td>0%</td> </tr> <tr> <td>Disagree</td> <td>0</td> <td>0%</td> </tr> <tr> <td>Strongly Disagree</td> <td>0</td> <td>0%</td> </tr> </tbody> </table> | Choice | Number | Percentage | Strongly Agree | 8 | 88.89% | Agree | 1 | 11.11% | Uncertain | 0 | 0% | Disagree | 0 | 0% | Strongly Disagree | 0 | 0% |  <p>88.9%</p> <p>● Stron... ● Agree</p> |
| Choice | Number | Percentage | | | | | | | | | | | | | | | | | | | |
| Strongly Agree | 8 | 88.89% | | | | | | | | | | | | | | | | | | | |
| Agree | 1 | 11.11% | | | | | | | | | | | | | | | | | | | |
| Uncertain | 0 | 0% | | | | | | | | | | | | | | | | | | | |
| Disagree | 0 | 0% | | | | | | | | | | | | | | | | | | | |
| Strongly Disagree | 0 | 0% | | | | | | | | | | | | | | | | | | | |
| 29 | The best features of the Course were | <p>INFORMATIONAL improve learning skills all the things are good informational Use of technology, (videos, powerpoint notes each class session, use of web-page); teacher was very down to earth, class was always fun and very knowledgeable. Felt as if I learned alot Good good understand principles of management properly</p> | | | | | | | | | | | | | | | | | | | |

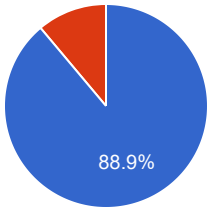
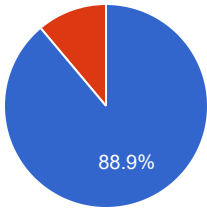
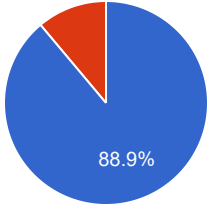
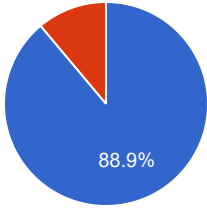
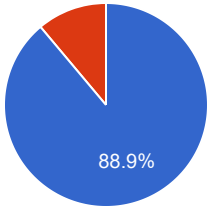
| | | |
|----|--|--|
| 30 | The Course could have been improved by | TEACHER both nothing all good both needs a bit of improvement. Good good teachers |
| 31 | The University does not tolerate discrimination on any irrelevant distinction (e.g. race, age, gender) and is committed to work with diversity in a wholly positive way. Please indicate below anything in relation to this Course which may run counter to this objective | ok No comments |

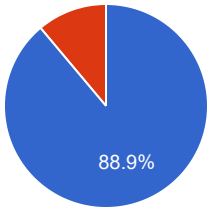
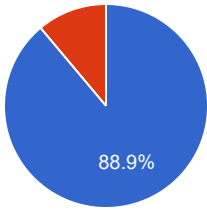


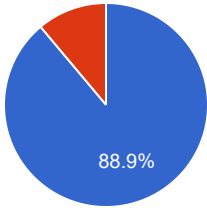
Course Evaluation - Program: 0238

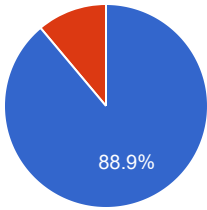
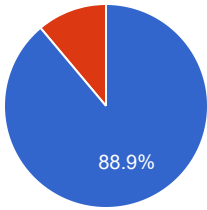
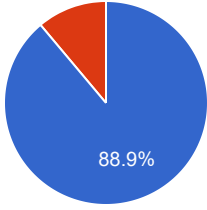
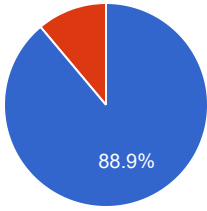
| Teacher Name: MUHAMMAD KAMRAN | | Course ID: MTS-417 Course Title: Quantitative Techniques in Business | | Session: 2018 Fall | | | | | | | | | | | | | | | | | | | |
|-------------------------------|--|---|--------|--------------------|------------|----------------|---|--------|-------|---|--------|-----------|---|----|----------|---|----|-------------------|---|----|--|--|--|
| Shift: After noon -- Section: | | Total Strength: 24 | | Attempted: 9 | | | | | | | | | | | | | | | | | | | |
| S.No | Question | Opinions | | | Chart | | | | | | | | | | | | | | | | | | |
| 1 | The course objectives were clear | <table border="1"> <thead> <tr> <th>Choice</th> <th>Number</th> <th>Percentage</th> </tr> </thead> <tbody> <tr> <td>Strongly Agree</td> <td>9</td> <td>100%</td> </tr> <tr> <td>Agree</td> <td>0</td> <td>0%</td> </tr> <tr> <td>Uncertain</td> <td>0</td> <td>0%</td> </tr> <tr> <td>Disagree</td> <td>0</td> <td>0%</td> </tr> <tr> <td>Strongly Disagree</td> <td>0</td> <td>0%</td> </tr> </tbody> </table> | Choice | Number | Percentage | Strongly Agree | 9 | 100% | Agree | 0 | 0% | Uncertain | 0 | 0% | Disagree | 0 | 0% | Strongly Disagree | 0 | 0% | <p>A pie chart representing the distribution of responses for the question 'The course objectives were clear'. The chart consists of a single blue slice representing 100% of the responses, labeled 'Strongly Agree' in the legend.</p> | | |
| Choice | Number | Percentage | | | | | | | | | | | | | | | | | | | | | |
| Strongly Agree | 9 | 100% | | | | | | | | | | | | | | | | | | | | | |
| Agree | 0 | 0% | | | | | | | | | | | | | | | | | | | | | |
| Uncertain | 0 | 0% | | | | | | | | | | | | | | | | | | | | | |
| Disagree | 0 | 0% | | | | | | | | | | | | | | | | | | | | | |
| Strongly Disagree | 0 | 0% | | | | | | | | | | | | | | | | | | | | | |
| 2 | The Course workload was manageable | <table border="1"> <thead> <tr> <th>Choice</th> <th>Number</th> <th>Percentage</th> </tr> </thead> <tbody> <tr> <td>Strongly Agree</td> <td>8</td> <td>88.89%</td> </tr> <tr> <td>Agree</td> <td>1</td> <td>11.11%</td> </tr> <tr> <td>Uncertain</td> <td>0</td> <td>0%</td> </tr> <tr> <td>Disagree</td> <td>0</td> <td>0%</td> </tr> <tr> <td>Strongly Disagree</td> <td>0</td> <td>0%</td> </tr> </tbody> </table> | Choice | Number | Percentage | Strongly Agree | 8 | 88.89% | Agree | 1 | 11.11% | Uncertain | 0 | 0% | Disagree | 0 | 0% | Strongly Disagree | 0 | 0% | <p>A pie chart representing the distribution of responses for the question 'The Course workload was manageable'. The chart has two slices: a large blue slice representing 88.9% (Strongly Agree) and a smaller red slice representing 11.11% (Agree). The legend shows 'Strongly Agree' in blue and 'Agree' in red.</p> | | |
| Choice | Number | Percentage | | | | | | | | | | | | | | | | | | | | | |
| Strongly Agree | 8 | 88.89% | | | | | | | | | | | | | | | | | | | | | |
| Agree | 1 | 11.11% | | | | | | | | | | | | | | | | | | | | | |
| Uncertain | 0 | 0% | | | | | | | | | | | | | | | | | | | | | |
| Disagree | 0 | 0% | | | | | | | | | | | | | | | | | | | | | |
| Strongly Disagree | 0 | 0% | | | | | | | | | | | | | | | | | | | | | |
| 3 | The Course was well organized (e.g. timely access to materials, notification of changes, etc.) | <table border="1"> <thead> <tr> <th>Choice</th> <th>Number</th> <th>Percentage</th> </tr> </thead> <tbody> <tr> <td>Strongly Agree</td> <td>8</td> <td>88.89%</td> </tr> <tr> <td>Agree</td> <td>1</td> <td>11.11%</td> </tr> <tr> <td>Uncertain</td> <td>0</td> <td>0%</td> </tr> <tr> <td>Disagree</td> <td>0</td> <td>0%</td> </tr> <tr> <td>Strongly Disagree</td> <td>0</td> <td>0%</td> </tr> </tbody> </table> | Choice | Number | Percentage | Strongly Agree | 8 | 88.89% | Agree | 1 | 11.11% | Uncertain | 0 | 0% | Disagree | 0 | 0% | Strongly Disagree | 0 | 0% | <p>A pie chart representing the distribution of responses for the question 'The Course was well organized (e.g. timely access to materials, notification of changes, etc.)'. The chart has two slices: a large blue slice representing 88.9% (Strongly Agree) and a smaller red slice representing 11.11% (Agree). The legend shows 'Strongly Agree' in blue and 'Agree' in red.</p> | | |
| Choice | Number | Percentage | | | | | | | | | | | | | | | | | | | | | |
| Strongly Agree | 8 | 88.89% | | | | | | | | | | | | | | | | | | | | | |
| Agree | 1 | 11.11% | | | | | | | | | | | | | | | | | | | | | |
| Uncertain | 0 | 0% | | | | | | | | | | | | | | | | | | | | | |
| Disagree | 0 | 0% | | | | | | | | | | | | | | | | | | | | | |
| Strongly Disagree | 0 | 0% | | | | | | | | | | | | | | | | | | | | | |
| 4 | I participated actively in the Course | <table border="1"> <thead> <tr> <th>Choice</th> <th>Number</th> <th>Percentage</th> </tr> </thead> <tbody> <tr> <td>Strongly Agree</td> <td>8</td> <td>88.89%</td> </tr> <tr> <td>Agree</td> <td>1</td> <td>11.11%</td> </tr> <tr> <td>Uncertain</td> <td>0</td> <td>0%</td> </tr> <tr> <td>Disagree</td> <td>0</td> <td>0%</td> </tr> <tr> <td>Strongly Disagree</td> <td>0</td> <td>0%</td> </tr> </tbody> </table> | Choice | Number | Percentage | Strongly Agree | 8 | 88.89% | Agree | 1 | 11.11% | Uncertain | 0 | 0% | Disagree | 0 | 0% | Strongly Disagree | 0 | 0% | <p>A pie chart representing the distribution of responses for the question 'I participated actively in the Course'. The chart has two slices: a large blue slice representing 88.9% (Strongly Agree) and a smaller red slice representing 11.11% (Agree). The legend shows 'Strongly Agree' in blue and 'Agree' in red.</p> | | |
| Choice | Number | Percentage | | | | | | | | | | | | | | | | | | | | | |
| Strongly Agree | 8 | 88.89% | | | | | | | | | | | | | | | | | | | | | |
| Agree | 1 | 11.11% | | | | | | | | | | | | | | | | | | | | | |
| Uncertain | 0 | 0% | | | | | | | | | | | | | | | | | | | | | |
| Disagree | 0 | 0% | | | | | | | | | | | | | | | | | | | | | |
| Strongly Disagree | 0 | 0% | | | | | | | | | | | | | | | | | | | | | |

| 5 | I think I have made progress in this Course | <table border="1"> <thead> <tr> <th>Choice</th> <th>Number</th> <th>Percentage</th> </tr> </thead> <tbody> <tr> <td>Strongly Agree</td> <td>8</td> <td>88.89%</td> </tr> <tr> <td>Agree</td> <td>1</td> <td>11.11%</td> </tr> <tr> <td>Uncertain</td> <td>0</td> <td>0%</td> </tr> <tr> <td>Disagree</td> <td>0</td> <td>0%</td> </tr> <tr> <td>Strongly Disagree</td> <td>0</td> <td>0%</td> </tr> </tbody> </table> | Choice | Number | Percentage | Strongly Agree | 8 | 88.89% | Agree | 1 | 11.11% | Uncertain | 0 | 0% | Disagree | 0 | 0% | Strongly Disagree | 0 | 0% |  <p>88.9%</p> <ul style="list-style-type: none"> ● Stron... ● Agree |
|-------------------|---|---|--------|--------|------------|----------------|---|--------|-------|---|--------|-----------|---|----|----------|---|----|-------------------|---|----|--|
| Choice | Number | Percentage | | | | | | | | | | | | | | | | | | | |
| Strongly Agree | 8 | 88.89% | | | | | | | | | | | | | | | | | | | |
| Agree | 1 | 11.11% | | | | | | | | | | | | | | | | | | | |
| Uncertain | 0 | 0% | | | | | | | | | | | | | | | | | | | |
| Disagree | 0 | 0% | | | | | | | | | | | | | | | | | | | |
| Strongly Disagree | 0 | 0% | | | | | | | | | | | | | | | | | | | |
| 6 | I think the Course was well structured to achieve the learning outcomes (there was a good balance of lectures, tutorials, practical etc.) | <table border="1"> <thead> <tr> <th>Choice</th> <th>Number</th> <th>Percentage</th> </tr> </thead> <tbody> <tr> <td>Strongly Agree</td> <td>8</td> <td>88.89%</td> </tr> <tr> <td>Agree</td> <td>1</td> <td>11.11%</td> </tr> <tr> <td>Uncertain</td> <td>0</td> <td>0%</td> </tr> <tr> <td>Disagree</td> <td>0</td> <td>0%</td> </tr> <tr> <td>Strongly Disagree</td> <td>0</td> <td>0%</td> </tr> </tbody> </table> | Choice | Number | Percentage | Strongly Agree | 8 | 88.89% | Agree | 1 | 11.11% | Uncertain | 0 | 0% | Disagree | 0 | 0% | Strongly Disagree | 0 | 0% |  <p>88.9%</p> <ul style="list-style-type: none"> ● Stron... ● Agree |
| Choice | Number | Percentage | | | | | | | | | | | | | | | | | | | |
| Strongly Agree | 8 | 88.89% | | | | | | | | | | | | | | | | | | | |
| Agree | 1 | 11.11% | | | | | | | | | | | | | | | | | | | |
| Uncertain | 0 | 0% | | | | | | | | | | | | | | | | | | | |
| Disagree | 0 | 0% | | | | | | | | | | | | | | | | | | | |
| Strongly Disagree | 0 | 0% | | | | | | | | | | | | | | | | | | | |
| 7 | The learning and teaching methods encouraged participation | <table border="1"> <thead> <tr> <th>Choice</th> <th>Number</th> <th>Percentage</th> </tr> </thead> <tbody> <tr> <td>Strongly Agree</td> <td>9</td> <td>100%</td> </tr> <tr> <td>Agree</td> <td>0</td> <td>0%</td> </tr> <tr> <td>Uncertain</td> <td>0</td> <td>0%</td> </tr> <tr> <td>Disagree</td> <td>0</td> <td>0%</td> </tr> <tr> <td>Strongly Disagree</td> <td>0</td> <td>0%</td> </tr> </tbody> </table> | Choice | Number | Percentage | Strongly Agree | 9 | 100% | Agree | 0 | 0% | Uncertain | 0 | 0% | Disagree | 0 | 0% | Strongly Disagree | 0 | 0% |  <p>100%</p> <ul style="list-style-type: none"> ● Stron... |
| Choice | Number | Percentage | | | | | | | | | | | | | | | | | | | |
| Strongly Agree | 9 | 100% | | | | | | | | | | | | | | | | | | | |
| Agree | 0 | 0% | | | | | | | | | | | | | | | | | | | |
| Uncertain | 0 | 0% | | | | | | | | | | | | | | | | | | | |
| Disagree | 0 | 0% | | | | | | | | | | | | | | | | | | | |
| Strongly Disagree | 0 | 0% | | | | | | | | | | | | | | | | | | | |
| 8 | The overall environment in the class was conducive to learning | <table border="1"> <thead> <tr> <th>Choice</th> <th>Number</th> <th>Percentage</th> </tr> </thead> <tbody> <tr> <td>Strongly Agree</td> <td>9</td> <td>100%</td> </tr> <tr> <td>Agree</td> <td>0</td> <td>0%</td> </tr> <tr> <td>Uncertain</td> <td>0</td> <td>0%</td> </tr> <tr> <td>Disagree</td> <td>0</td> <td>0%</td> </tr> <tr> <td>Strongly Disagree</td> <td>0</td> <td>0%</td> </tr> </tbody> </table> | Choice | Number | Percentage | Strongly Agree | 9 | 100% | Agree | 0 | 0% | Uncertain | 0 | 0% | Disagree | 0 | 0% | Strongly Disagree | 0 | 0% |  <p>100%</p> <ul style="list-style-type: none"> ● Stron... |
| Choice | Number | Percentage | | | | | | | | | | | | | | | | | | | |
| Strongly Agree | 9 | 100% | | | | | | | | | | | | | | | | | | | |
| Agree | 0 | 0% | | | | | | | | | | | | | | | | | | | |
| Uncertain | 0 | 0% | | | | | | | | | | | | | | | | | | | |
| Disagree | 0 | 0% | | | | | | | | | | | | | | | | | | | |
| Strongly Disagree | 0 | 0% | | | | | | | | | | | | | | | | | | | |
| 9 | Classrooms were satisfactory | <table border="1"> <thead> <tr> <th>Choice</th> <th>Number</th> <th>Percentage</th> </tr> </thead> <tbody> <tr> <td>Strongly Agree</td> <td>9</td> <td>100%</td> </tr> <tr> <td>Agree</td> <td>0</td> <td>0%</td> </tr> <tr> <td>Uncertain</td> <td>0</td> <td>0%</td> </tr> <tr> <td>Disagree</td> <td>0</td> <td>0%</td> </tr> <tr> <td>Strongly Disagree</td> <td>0</td> <td>0%</td> </tr> </tbody> </table> | Choice | Number | Percentage | Strongly Agree | 9 | 100% | Agree | 0 | 0% | Uncertain | 0 | 0% | Disagree | 0 | 0% | Strongly Disagree | 0 | 0% |  <p>100%</p> <ul style="list-style-type: none"> ● Stron... |
| Choice | Number | Percentage | | | | | | | | | | | | | | | | | | | |
| Strongly Agree | 9 | 100% | | | | | | | | | | | | | | | | | | | |
| Agree | 0 | 0% | | | | | | | | | | | | | | | | | | | |
| Uncertain | 0 | 0% | | | | | | | | | | | | | | | | | | | |
| Disagree | 0 | 0% | | | | | | | | | | | | | | | | | | | |
| Strongly Disagree | 0 | 0% | | | | | | | | | | | | | | | | | | | |

| 10 | Learning materials (Lesson Plans, Course Notes etc.) were relevant and useful | <table border="1"> <thead> <tr> <th>Choice</th> <th>Number</th> <th>Percentage</th> </tr> </thead> <tbody> <tr> <td>Strongly Agree</td> <td>8</td> <td>88.89%</td> </tr> <tr> <td>Agree</td> <td>1</td> <td>11.11%</td> </tr> <tr> <td>Uncertain</td> <td>0</td> <td>0%</td> </tr> <tr> <td>Disagree</td> <td>0</td> <td>0%</td> </tr> <tr> <td>Strongly Disagree</td> <td>0</td> <td>0%</td> </tr> </tbody> </table> | Choice | Number | Percentage | Strongly Agree | 8 | 88.89% | Agree | 1 | 11.11% | Uncertain | 0 | 0% | Disagree | 0 | 0% | Strongly Disagree | 0 | 0% |  <p>88.9%</p> <ul style="list-style-type: none"> ● Stron... ● Agree |
|-------------------|--|---|--------|--------|------------|----------------|---|--------|-------|---|--------|-----------|---|----|----------|---|----|-------------------|---|----|--|
| Choice | Number | Percentage | | | | | | | | | | | | | | | | | | | |
| Strongly Agree | 8 | 88.89% | | | | | | | | | | | | | | | | | | | |
| Agree | 1 | 11.11% | | | | | | | | | | | | | | | | | | | |
| Uncertain | 0 | 0% | | | | | | | | | | | | | | | | | | | |
| Disagree | 0 | 0% | | | | | | | | | | | | | | | | | | | |
| Strongly Disagree | 0 | 0% | | | | | | | | | | | | | | | | | | | |
| 11 | Recommended reading Books etc. were relevant and appropriate | <table border="1"> <thead> <tr> <th>Choice</th> <th>Number</th> <th>Percentage</th> </tr> </thead> <tbody> <tr> <td>Strongly Agree</td> <td>8</td> <td>88.89%</td> </tr> <tr> <td>Agree</td> <td>1</td> <td>11.11%</td> </tr> <tr> <td>Uncertain</td> <td>0</td> <td>0%</td> </tr> <tr> <td>Disagree</td> <td>0</td> <td>0%</td> </tr> <tr> <td>Strongly Disagree</td> <td>0</td> <td>0%</td> </tr> </tbody> </table> | Choice | Number | Percentage | Strongly Agree | 8 | 88.89% | Agree | 1 | 11.11% | Uncertain | 0 | 0% | Disagree | 0 | 0% | Strongly Disagree | 0 | 0% |  <p>88.9%</p> <ul style="list-style-type: none"> ● Stron... ● Agree |
| Choice | Number | Percentage | | | | | | | | | | | | | | | | | | | |
| Strongly Agree | 8 | 88.89% | | | | | | | | | | | | | | | | | | | |
| Agree | 1 | 11.11% | | | | | | | | | | | | | | | | | | | |
| Uncertain | 0 | 0% | | | | | | | | | | | | | | | | | | | |
| Disagree | 0 | 0% | | | | | | | | | | | | | | | | | | | |
| Strongly Disagree | 0 | 0% | | | | | | | | | | | | | | | | | | | |
| 12 | The provision of learning resources in the library was adequate and appropriate | <table border="1"> <thead> <tr> <th>Choice</th> <th>Number</th> <th>Percentage</th> </tr> </thead> <tbody> <tr> <td>Strongly Agree</td> <td>8</td> <td>88.89%</td> </tr> <tr> <td>Agree</td> <td>1</td> <td>11.11%</td> </tr> <tr> <td>Uncertain</td> <td>0</td> <td>0%</td> </tr> <tr> <td>Disagree</td> <td>0</td> <td>0%</td> </tr> <tr> <td>Strongly Disagree</td> <td>0</td> <td>0%</td> </tr> </tbody> </table> | Choice | Number | Percentage | Strongly Agree | 8 | 88.89% | Agree | 1 | 11.11% | Uncertain | 0 | 0% | Disagree | 0 | 0% | Strongly Disagree | 0 | 0% |  <p>88.9%</p> <ul style="list-style-type: none"> ● Stron... ● Agree |
| Choice | Number | Percentage | | | | | | | | | | | | | | | | | | | |
| Strongly Agree | 8 | 88.89% | | | | | | | | | | | | | | | | | | | |
| Agree | 1 | 11.11% | | | | | | | | | | | | | | | | | | | |
| Uncertain | 0 | 0% | | | | | | | | | | | | | | | | | | | |
| Disagree | 0 | 0% | | | | | | | | | | | | | | | | | | | |
| Strongly Disagree | 0 | 0% | | | | | | | | | | | | | | | | | | | |
| 13 | The provision of learning resources on the Web was adequate and appropriate (if relevant) | <table border="1"> <thead> <tr> <th>Choice</th> <th>Number</th> <th>Percentage</th> </tr> </thead> <tbody> <tr> <td>Strongly Agree</td> <td>8</td> <td>88.89%</td> </tr> <tr> <td>Agree</td> <td>1</td> <td>11.11%</td> </tr> <tr> <td>Uncertain</td> <td>0</td> <td>0%</td> </tr> <tr> <td>Disagree</td> <td>0</td> <td>0%</td> </tr> <tr> <td>Strongly Disagree</td> <td>0</td> <td>0%</td> </tr> </tbody> </table> | Choice | Number | Percentage | Strongly Agree | 8 | 88.89% | Agree | 1 | 11.11% | Uncertain | 0 | 0% | Disagree | 0 | 0% | Strongly Disagree | 0 | 0% |  <p>88.9%</p> <ul style="list-style-type: none"> ● Stron... ● Agree |
| Choice | Number | Percentage | | | | | | | | | | | | | | | | | | | |
| Strongly Agree | 8 | 88.89% | | | | | | | | | | | | | | | | | | | |
| Agree | 1 | 11.11% | | | | | | | | | | | | | | | | | | | |
| Uncertain | 0 | 0% | | | | | | | | | | | | | | | | | | | |
| Disagree | 0 | 0% | | | | | | | | | | | | | | | | | | | |
| Strongly Disagree | 0 | 0% | | | | | | | | | | | | | | | | | | | |
| 14 | The Course stimulated my interest and thought on the subject area | <table border="1"> <thead> <tr> <th>Choice</th> <th>Number</th> <th>Percentage</th> </tr> </thead> <tbody> <tr> <td>Strongly Agree</td> <td>8</td> <td>88.89%</td> </tr> <tr> <td>Agree</td> <td>1</td> <td>11.11%</td> </tr> <tr> <td>Uncertain</td> <td>0</td> <td>0%</td> </tr> <tr> <td>Disagree</td> <td>0</td> <td>0%</td> </tr> <tr> <td>Strongly Disagree</td> <td>0</td> <td>0%</td> </tr> </tbody> </table> | Choice | Number | Percentage | Strongly Agree | 8 | 88.89% | Agree | 1 | 11.11% | Uncertain | 0 | 0% | Disagree | 0 | 0% | Strongly Disagree | 0 | 0% |  <p>88.9%</p> <ul style="list-style-type: none"> ● Stron... ● Agree |
| Choice | Number | Percentage | | | | | | | | | | | | | | | | | | | |
| Strongly Agree | 8 | 88.89% | | | | | | | | | | | | | | | | | | | |
| Agree | 1 | 11.11% | | | | | | | | | | | | | | | | | | | |
| Uncertain | 0 | 0% | | | | | | | | | | | | | | | | | | | |
| Disagree | 0 | 0% | | | | | | | | | | | | | | | | | | | |
| Strongly Disagree | 0 | 0% | | | | | | | | | | | | | | | | | | | |

| 15 | The pace of the Course was appropriate | <table border="1"> <thead> <tr> <th>Choice</th> <th>Number</th> <th>Percentage</th> </tr> </thead> <tbody> <tr> <td>Strongly Agree</td> <td>8</td> <td>88.89%</td> </tr> <tr> <td>Agree</td> <td>1</td> <td>11.11%</td> </tr> <tr> <td>Uncertain</td> <td>0</td> <td>0%</td> </tr> <tr> <td>Disagree</td> <td>0</td> <td>0%</td> </tr> <tr> <td>Strongly Disagree</td> <td>0</td> <td>0%</td> </tr> </tbody> </table> | Choice | Number | Percentage | Strongly Agree | 8 | 88.89% | Agree | 1 | 11.11% | Uncertain | 0 | 0% | Disagree | 0 | 0% | Strongly Disagree | 0 | 0% |  <p>88.9%</p> <ul style="list-style-type: none"> ● Stron... ● Agree |
|-------------------|---|---|--------|--------|------------|----------------|---|--------|-------|---|--------|-----------|---|----|----------|---|----|-------------------|---|----|--|
| Choice | Number | Percentage | | | | | | | | | | | | | | | | | | | |
| Strongly Agree | 8 | 88.89% | | | | | | | | | | | | | | | | | | | |
| Agree | 1 | 11.11% | | | | | | | | | | | | | | | | | | | |
| Uncertain | 0 | 0% | | | | | | | | | | | | | | | | | | | |
| Disagree | 0 | 0% | | | | | | | | | | | | | | | | | | | |
| Strongly Disagree | 0 | 0% | | | | | | | | | | | | | | | | | | | |
| 16 | Ideas and concepts were presented clearly | <table border="1"> <thead> <tr> <th>Choice</th> <th>Number</th> <th>Percentage</th> </tr> </thead> <tbody> <tr> <td>Strongly Agree</td> <td>8</td> <td>88.89%</td> </tr> <tr> <td>Agree</td> <td>1</td> <td>11.11%</td> </tr> <tr> <td>Uncertain</td> <td>0</td> <td>0%</td> </tr> <tr> <td>Disagree</td> <td>0</td> <td>0%</td> </tr> <tr> <td>Strongly Disagree</td> <td>0</td> <td>0%</td> </tr> </tbody> </table> | Choice | Number | Percentage | Strongly Agree | 8 | 88.89% | Agree | 1 | 11.11% | Uncertain | 0 | 0% | Disagree | 0 | 0% | Strongly Disagree | 0 | 0% |  <p>88.9%</p> <ul style="list-style-type: none"> ● Stron... ● Agree |
| Choice | Number | Percentage | | | | | | | | | | | | | | | | | | | |
| Strongly Agree | 8 | 88.89% | | | | | | | | | | | | | | | | | | | |
| Agree | 1 | 11.11% | | | | | | | | | | | | | | | | | | | |
| Uncertain | 0 | 0% | | | | | | | | | | | | | | | | | | | |
| Disagree | 0 | 0% | | | | | | | | | | | | | | | | | | | |
| Strongly Disagree | 0 | 0% | | | | | | | | | | | | | | | | | | | |
| 17 | The method of assessment were reasonable | <table border="1"> <thead> <tr> <th>Choice</th> <th>Number</th> <th>Percentage</th> </tr> </thead> <tbody> <tr> <td>Strongly Agree</td> <td>8</td> <td>88.89%</td> </tr> <tr> <td>Agree</td> <td>1</td> <td>11.11%</td> </tr> <tr> <td>Uncertain</td> <td>0</td> <td>0%</td> </tr> <tr> <td>Disagree</td> <td>0</td> <td>0%</td> </tr> <tr> <td>Strongly Disagree</td> <td>0</td> <td>0%</td> </tr> </tbody> </table> | Choice | Number | Percentage | Strongly Agree | 8 | 88.89% | Agree | 1 | 11.11% | Uncertain | 0 | 0% | Disagree | 0 | 0% | Strongly Disagree | 0 | 0% |  <p>88.9%</p> <ul style="list-style-type: none"> ● Stron... ● Agree |
| Choice | Number | Percentage | | | | | | | | | | | | | | | | | | | |
| Strongly Agree | 8 | 88.89% | | | | | | | | | | | | | | | | | | | |
| Agree | 1 | 11.11% | | | | | | | | | | | | | | | | | | | |
| Uncertain | 0 | 0% | | | | | | | | | | | | | | | | | | | |
| Disagree | 0 | 0% | | | | | | | | | | | | | | | | | | | |
| Strongly Disagree | 0 | 0% | | | | | | | | | | | | | | | | | | | |
| 18 | Feedback on assessment was timely | <table border="1"> <thead> <tr> <th>Choice</th> <th>Number</th> <th>Percentage</th> </tr> </thead> <tbody> <tr> <td>Strongly Agree</td> <td>8</td> <td>88.89%</td> </tr> <tr> <td>Agree</td> <td>1</td> <td>11.11%</td> </tr> <tr> <td>Uncertain</td> <td>0</td> <td>0%</td> </tr> <tr> <td>Disagree</td> <td>0</td> <td>0%</td> </tr> <tr> <td>Strongly Disagree</td> <td>0</td> <td>0%</td> </tr> </tbody> </table> | Choice | Number | Percentage | Strongly Agree | 8 | 88.89% | Agree | 1 | 11.11% | Uncertain | 0 | 0% | Disagree | 0 | 0% | Strongly Disagree | 0 | 0% |  <p>88.9%</p> <ul style="list-style-type: none"> ● Stron... ● Agree |
| Choice | Number | Percentage | | | | | | | | | | | | | | | | | | | |
| Strongly Agree | 8 | 88.89% | | | | | | | | | | | | | | | | | | | |
| Agree | 1 | 11.11% | | | | | | | | | | | | | | | | | | | |
| Uncertain | 0 | 0% | | | | | | | | | | | | | | | | | | | |
| Disagree | 0 | 0% | | | | | | | | | | | | | | | | | | | |
| Strongly Disagree | 0 | 0% | | | | | | | | | | | | | | | | | | | |
| 19 | Feedback on assessment was helpful | <table border="1"> <thead> <tr> <th>Choice</th> <th>Number</th> <th>Percentage</th> </tr> </thead> <tbody> <tr> <td>Strongly Agree</td> <td>8</td> <td>88.89%</td> </tr> <tr> <td>Agree</td> <td>1</td> <td>11.11%</td> </tr> <tr> <td>Uncertain</td> <td>0</td> <td>0%</td> </tr> <tr> <td>Disagree</td> <td>0</td> <td>0%</td> </tr> <tr> <td>Strongly Disagree</td> <td>0</td> <td>0%</td> </tr> </tbody> </table> | Choice | Number | Percentage | Strongly Agree | 8 | 88.89% | Agree | 1 | 11.11% | Uncertain | 0 | 0% | Disagree | 0 | 0% | Strongly Disagree | 0 | 0% |  <p>88.9%</p> <ul style="list-style-type: none"> ● Stron... ● Agree |
| Choice | Number | Percentage | | | | | | | | | | | | | | | | | | | |
| Strongly Agree | 8 | 88.89% | | | | | | | | | | | | | | | | | | | |
| Agree | 1 | 11.11% | | | | | | | | | | | | | | | | | | | |
| Uncertain | 0 | 0% | | | | | | | | | | | | | | | | | | | |
| Disagree | 0 | 0% | | | | | | | | | | | | | | | | | | | |
| Strongly Disagree | 0 | 0% | | | | | | | | | | | | | | | | | | | |

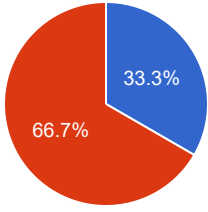
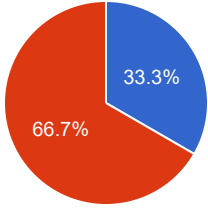
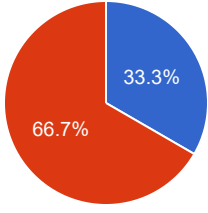
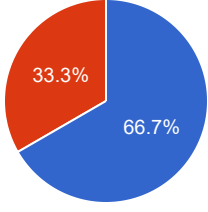
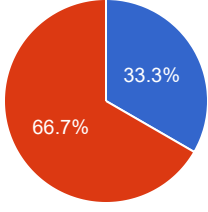
| 20 | I understood the lectures | <table border="1"> <thead> <tr> <th>Choice</th> <th>Number</th> <th>Percentage</th> </tr> </thead> <tbody> <tr> <td>Strongly Agree</td> <td>8</td> <td>88.89%</td> </tr> <tr> <td>Agree</td> <td>1</td> <td>11.11%</td> </tr> <tr> <td>Uncertain</td> <td>0</td> <td>0%</td> </tr> <tr> <td>Disagree</td> <td>0</td> <td>0%</td> </tr> <tr> <td>Strongly Disagree</td> <td>0</td> <td>0%</td> </tr> </tbody> </table> | Choice | Number | Percentage | Strongly Agree | 8 | 88.89% | Agree | 1 | 11.11% | Uncertain | 0 | 0% | Disagree | 0 | 0% | Strongly Disagree | 0 | 0% |  <p>88.9%</p> <ul style="list-style-type: none"> ● Stron... ● Agree |
|-------------------|---|---|--------|--------|------------|----------------|---|--------|-------|---|--------|-----------|---|----|----------|---|----|-------------------|---|----|--|
| Choice | Number | Percentage | | | | | | | | | | | | | | | | | | | |
| Strongly Agree | 8 | 88.89% | | | | | | | | | | | | | | | | | | | |
| Agree | 1 | 11.11% | | | | | | | | | | | | | | | | | | | |
| Uncertain | 0 | 0% | | | | | | | | | | | | | | | | | | | |
| Disagree | 0 | 0% | | | | | | | | | | | | | | | | | | | |
| Strongly Disagree | 0 | 0% | | | | | | | | | | | | | | | | | | | |
| 21 | The material was well organized and presented | <table border="1"> <thead> <tr> <th>Choice</th> <th>Number</th> <th>Percentage</th> </tr> </thead> <tbody> <tr> <td>Strongly Agree</td> <td>8</td> <td>88.89%</td> </tr> <tr> <td>Agree</td> <td>1</td> <td>11.11%</td> </tr> <tr> <td>Uncertain</td> <td>0</td> <td>0%</td> </tr> <tr> <td>Disagree</td> <td>0</td> <td>0%</td> </tr> <tr> <td>Strongly Disagree</td> <td>0</td> <td>0%</td> </tr> </tbody> </table> | Choice | Number | Percentage | Strongly Agree | 8 | 88.89% | Agree | 1 | 11.11% | Uncertain | 0 | 0% | Disagree | 0 | 0% | Strongly Disagree | 0 | 0% |  <p>88.9%</p> <ul style="list-style-type: none"> ● Stron... ● Agree |
| Choice | Number | Percentage | | | | | | | | | | | | | | | | | | | |
| Strongly Agree | 8 | 88.89% | | | | | | | | | | | | | | | | | | | |
| Agree | 1 | 11.11% | | | | | | | | | | | | | | | | | | | |
| Uncertain | 0 | 0% | | | | | | | | | | | | | | | | | | | |
| Disagree | 0 | 0% | | | | | | | | | | | | | | | | | | | |
| Strongly Disagree | 0 | 0% | | | | | | | | | | | | | | | | | | | |
| 22 | The instructor was responsive to student needs and problems | <table border="1"> <thead> <tr> <th>Choice</th> <th>Number</th> <th>Percentage</th> </tr> </thead> <tbody> <tr> <td>Strongly Agree</td> <td>9</td> <td>100%</td> </tr> <tr> <td>Agree</td> <td>0</td> <td>0%</td> </tr> <tr> <td>Uncertain</td> <td>0</td> <td>0%</td> </tr> <tr> <td>Disagree</td> <td>0</td> <td>0%</td> </tr> <tr> <td>Strongly Disagree</td> <td>0</td> <td>0%</td> </tr> </tbody> </table> | Choice | Number | Percentage | Strongly Agree | 9 | 100% | Agree | 0 | 0% | Uncertain | 0 | 0% | Disagree | 0 | 0% | Strongly Disagree | 0 | 0% |  <p>100%</p> <ul style="list-style-type: none"> ● Stron... |
| Choice | Number | Percentage | | | | | | | | | | | | | | | | | | | |
| Strongly Agree | 9 | 100% | | | | | | | | | | | | | | | | | | | |
| Agree | 0 | 0% | | | | | | | | | | | | | | | | | | | |
| Uncertain | 0 | 0% | | | | | | | | | | | | | | | | | | | |
| Disagree | 0 | 0% | | | | | | | | | | | | | | | | | | | |
| Strongly Disagree | 0 | 0% | | | | | | | | | | | | | | | | | | | |
| 23 | Had the instructor been regular throughout the course | <table border="1"> <thead> <tr> <th>Choice</th> <th>Number</th> <th>Percentage</th> </tr> </thead> <tbody> <tr> <td>Strongly Agree</td> <td>9</td> <td>100%</td> </tr> <tr> <td>Agree</td> <td>0</td> <td>0%</td> </tr> <tr> <td>Uncertain</td> <td>0</td> <td>0%</td> </tr> <tr> <td>Disagree</td> <td>0</td> <td>0%</td> </tr> <tr> <td>Strongly Disagree</td> <td>0</td> <td>0%</td> </tr> </tbody> </table> | Choice | Number | Percentage | Strongly Agree | 9 | 100% | Agree | 0 | 0% | Uncertain | 0 | 0% | Disagree | 0 | 0% | Strongly Disagree | 0 | 0% |  <p>100%</p> <ul style="list-style-type: none"> ● Stron... |
| Choice | Number | Percentage | | | | | | | | | | | | | | | | | | | |
| Strongly Agree | 9 | 100% | | | | | | | | | | | | | | | | | | | |
| Agree | 0 | 0% | | | | | | | | | | | | | | | | | | | |
| Uncertain | 0 | 0% | | | | | | | | | | | | | | | | | | | |
| Disagree | 0 | 0% | | | | | | | | | | | | | | | | | | | |
| Strongly Disagree | 0 | 0% | | | | | | | | | | | | | | | | | | | |
| 24 | The material in the tutorials was useful | <table border="1"> <thead> <tr> <th>Choice</th> <th>Number</th> <th>Percentage</th> </tr> </thead> <tbody> <tr> <td>Strongly Agree</td> <td>8</td> <td>88.89%</td> </tr> <tr> <td>Agree</td> <td>1</td> <td>11.11%</td> </tr> <tr> <td>Uncertain</td> <td>0</td> <td>0%</td> </tr> <tr> <td>Disagree</td> <td>0</td> <td>0%</td> </tr> <tr> <td>Strongly Disagree</td> <td>0</td> <td>0%</td> </tr> </tbody> </table> | Choice | Number | Percentage | Strongly Agree | 8 | 88.89% | Agree | 1 | 11.11% | Uncertain | 0 | 0% | Disagree | 0 | 0% | Strongly Disagree | 0 | 0% |  <p>88.9%</p> <ul style="list-style-type: none"> ● Stron... ● Agree |
| Choice | Number | Percentage | | | | | | | | | | | | | | | | | | | |
| Strongly Agree | 8 | 88.89% | | | | | | | | | | | | | | | | | | | |
| Agree | 1 | 11.11% | | | | | | | | | | | | | | | | | | | |
| Uncertain | 0 | 0% | | | | | | | | | | | | | | | | | | | |
| Disagree | 0 | 0% | | | | | | | | | | | | | | | | | | | |
| Strongly Disagree | 0 | 0% | | | | | | | | | | | | | | | | | | | |

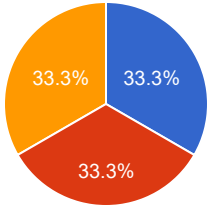
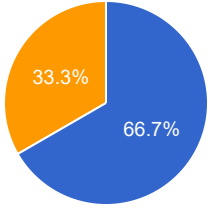
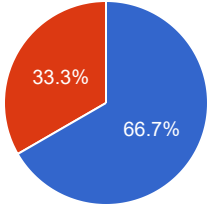
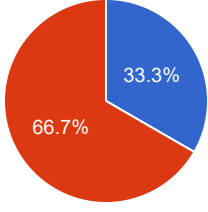
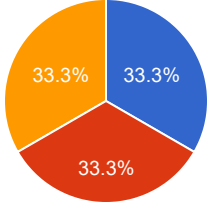
| 25 | I was happy with the amount of work needed for tutorials | <table border="1"> <thead> <tr> <th>Choice</th> <th>Number</th> <th>Percentage</th> </tr> </thead> <tbody> <tr> <td>Strongly Agree</td> <td>8</td> <td>88.89%</td> </tr> <tr> <td>Agree</td> <td>1</td> <td>11.11%</td> </tr> <tr> <td>Uncertain</td> <td>0</td> <td>0%</td> </tr> <tr> <td>Disagree</td> <td>0</td> <td>0%</td> </tr> <tr> <td>Strongly Disagree</td> <td>0</td> <td>0%</td> </tr> </tbody> </table> | Choice | Number | Percentage | Strongly Agree | 8 | 88.89% | Agree | 1 | 11.11% | Uncertain | 0 | 0% | Disagree | 0 | 0% | Strongly Disagree | 0 | 0% |  <p>88.9%</p> <p>● Stron... ● Agree</p> |
|-------------------|--|---|--------|--------|------------|----------------|---|--------|-------|---|--------|-----------|---|----|----------|---|----|-------------------|---|----|--|
| Choice | Number | Percentage | | | | | | | | | | | | | | | | | | | |
| Strongly Agree | 8 | 88.89% | | | | | | | | | | | | | | | | | | | |
| Agree | 1 | 11.11% | | | | | | | | | | | | | | | | | | | |
| Uncertain | 0 | 0% | | | | | | | | | | | | | | | | | | | |
| Disagree | 0 | 0% | | | | | | | | | | | | | | | | | | | |
| Strongly Disagree | 0 | 0% | | | | | | | | | | | | | | | | | | | |
| 26 | The tutor dealt effectively with my problems | <table border="1"> <thead> <tr> <th>Choice</th> <th>Number</th> <th>Percentage</th> </tr> </thead> <tbody> <tr> <td>Strongly Agree</td> <td>8</td> <td>88.89%</td> </tr> <tr> <td>Agree</td> <td>1</td> <td>11.11%</td> </tr> <tr> <td>Uncertain</td> <td>0</td> <td>0%</td> </tr> <tr> <td>Disagree</td> <td>0</td> <td>0%</td> </tr> <tr> <td>Strongly Disagree</td> <td>0</td> <td>0%</td> </tr> </tbody> </table> | Choice | Number | Percentage | Strongly Agree | 8 | 88.89% | Agree | 1 | 11.11% | Uncertain | 0 | 0% | Disagree | 0 | 0% | Strongly Disagree | 0 | 0% |  <p>88.9%</p> <p>● Stron... ● Agree</p> |
| Choice | Number | Percentage | | | | | | | | | | | | | | | | | | | |
| Strongly Agree | 8 | 88.89% | | | | | | | | | | | | | | | | | | | |
| Agree | 1 | 11.11% | | | | | | | | | | | | | | | | | | | |
| Uncertain | 0 | 0% | | | | | | | | | | | | | | | | | | | |
| Disagree | 0 | 0% | | | | | | | | | | | | | | | | | | | |
| Strongly Disagree | 0 | 0% | | | | | | | | | | | | | | | | | | | |
| 27 | The material in the practicals was useful | <table border="1"> <thead> <tr> <th>Choice</th> <th>Number</th> <th>Percentage</th> </tr> </thead> <tbody> <tr> <td>Strongly Agree</td> <td>8</td> <td>88.89%</td> </tr> <tr> <td>Agree</td> <td>1</td> <td>11.11%</td> </tr> <tr> <td>Uncertain</td> <td>0</td> <td>0%</td> </tr> <tr> <td>Disagree</td> <td>0</td> <td>0%</td> </tr> <tr> <td>Strongly Disagree</td> <td>0</td> <td>0%</td> </tr> </tbody> </table> | Choice | Number | Percentage | Strongly Agree | 8 | 88.89% | Agree | 1 | 11.11% | Uncertain | 0 | 0% | Disagree | 0 | 0% | Strongly Disagree | 0 | 0% |  <p>88.9%</p> <p>● Stron... ● Agree</p> |
| Choice | Number | Percentage | | | | | | | | | | | | | | | | | | | |
| Strongly Agree | 8 | 88.89% | | | | | | | | | | | | | | | | | | | |
| Agree | 1 | 11.11% | | | | | | | | | | | | | | | | | | | |
| Uncertain | 0 | 0% | | | | | | | | | | | | | | | | | | | |
| Disagree | 0 | 0% | | | | | | | | | | | | | | | | | | | |
| Strongly Disagree | 0 | 0% | | | | | | | | | | | | | | | | | | | |
| 28 | The demonstrators dealt effectively with my problems | <table border="1"> <thead> <tr> <th>Choice</th> <th>Number</th> <th>Percentage</th> </tr> </thead> <tbody> <tr> <td>Strongly Agree</td> <td>8</td> <td>88.89%</td> </tr> <tr> <td>Agree</td> <td>1</td> <td>11.11%</td> </tr> <tr> <td>Uncertain</td> <td>0</td> <td>0%</td> </tr> <tr> <td>Disagree</td> <td>0</td> <td>0%</td> </tr> <tr> <td>Strongly Disagree</td> <td>0</td> <td>0%</td> </tr> </tbody> </table> | Choice | Number | Percentage | Strongly Agree | 8 | 88.89% | Agree | 1 | 11.11% | Uncertain | 0 | 0% | Disagree | 0 | 0% | Strongly Disagree | 0 | 0% |  <p>88.9%</p> <p>● Stron... ● Agree</p> |
| Choice | Number | Percentage | | | | | | | | | | | | | | | | | | | |
| Strongly Agree | 8 | 88.89% | | | | | | | | | | | | | | | | | | | |
| Agree | 1 | 11.11% | | | | | | | | | | | | | | | | | | | |
| Uncertain | 0 | 0% | | | | | | | | | | | | | | | | | | | |
| Disagree | 0 | 0% | | | | | | | | | | | | | | | | | | | |
| Strongly Disagree | 0 | 0% | | | | | | | | | | | | | | | | | | | |
| 29 | The best features of the Course were | <p>INCREASE NUMARICAL SKILLS accountant all the things informational The lectures were well-organized and clearly presented, using power point slide shows Important for our future. informational informational subject about statistical point of view numerical skills is increased</p> | | | | | | | | | | | | | | | | | | | |

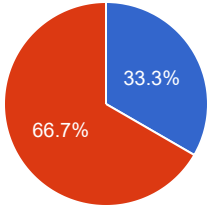
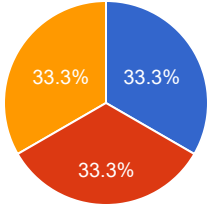
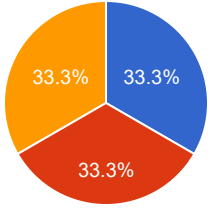
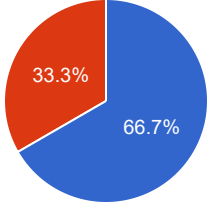
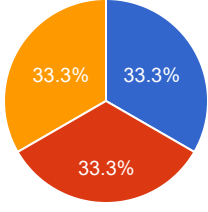
| | | |
|----|--|---|
| 30 | The Course could have been improved by | TEACHERS study hard nothing all good both dont think so Both of us both by teacher and syudents both by teachers and by students teachers |
| 31 | The University does not tolerate discrimination on any irrelevant distinction (e.g. race, age, gender) and is committed to work with diversity in a wholly positive way. Please indicate below anything in relation to this Course which may run counter to this objective | ok On comments |

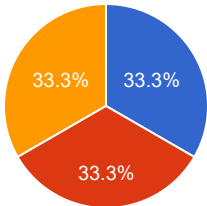
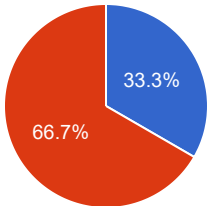
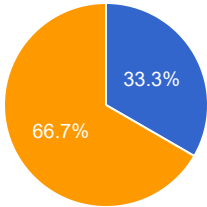
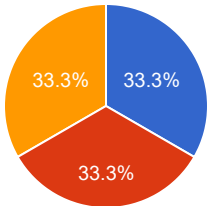
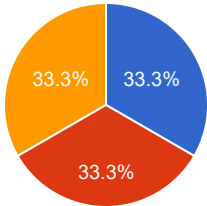
Course Evaluation - Program: 0238

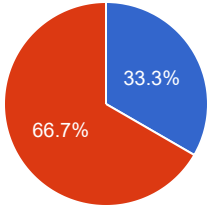
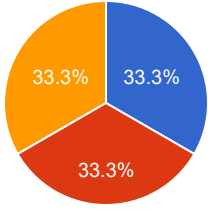
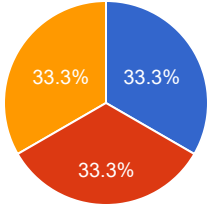
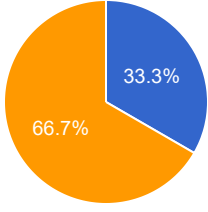
| Teacher Name: ZUNNOORAIN KHAN | | Course ID: HRM-410 Course Title: Organizational Behaviour | | Session: 2018 Fall | | | | | | | | | | | | | | | | | | | |
|-------------------------------|--|---|--------|--------------------|------------|----------------|---|--------|-------|---|--------|-----------|---|----|----------|---|----|-------------------|---|----|---|--|--|
| Shift: After noon -- Section: | | Total Strength: 17 | | Attempted: 6 | | | | | | | | | | | | | | | | | | | |
| S.No | Question | Opinions | | | Chart | | | | | | | | | | | | | | | | | | |
| 1 | The course objectives were clear | <table border="1"> <thead> <tr> <th>Choice</th> <th>Number</th> <th>Percentage</th> </tr> </thead> <tbody> <tr> <td>Strongly Agree</td> <td>2</td> <td>33.33%</td> </tr> <tr> <td>Agree</td> <td>1</td> <td>16.67%</td> </tr> <tr> <td>Uncertain</td> <td>0</td> <td>0%</td> </tr> <tr> <td>Disagree</td> <td>0</td> <td>0%</td> </tr> <tr> <td>Strongly Disagree</td> <td>0</td> <td>0%</td> </tr> </tbody> </table> | Choice | Number | Percentage | Strongly Agree | 2 | 33.33% | Agree | 1 | 16.67% | Uncertain | 0 | 0% | Disagree | 0 | 0% | Strongly Disagree | 0 | 0% | <p>Legend: ● Stron... (blue), ● Agree (red)</p> | | |
| Choice | Number | Percentage | | | | | | | | | | | | | | | | | | | | | |
| Strongly Agree | 2 | 33.33% | | | | | | | | | | | | | | | | | | | | | |
| Agree | 1 | 16.67% | | | | | | | | | | | | | | | | | | | | | |
| Uncertain | 0 | 0% | | | | | | | | | | | | | | | | | | | | | |
| Disagree | 0 | 0% | | | | | | | | | | | | | | | | | | | | | |
| Strongly Disagree | 0 | 0% | | | | | | | | | | | | | | | | | | | | | |
| 2 | The Course workload was manageable | <table border="1"> <thead> <tr> <th>Choice</th> <th>Number</th> <th>Percentage</th> </tr> </thead> <tbody> <tr> <td>Strongly Agree</td> <td>1</td> <td>16.67%</td> </tr> <tr> <td>Agree</td> <td>2</td> <td>33.33%</td> </tr> <tr> <td>Uncertain</td> <td>0</td> <td>0%</td> </tr> <tr> <td>Disagree</td> <td>0</td> <td>0%</td> </tr> <tr> <td>Strongly Disagree</td> <td>0</td> <td>0%</td> </tr> </tbody> </table> | Choice | Number | Percentage | Strongly Agree | 1 | 16.67% | Agree | 2 | 33.33% | Uncertain | 0 | 0% | Disagree | 0 | 0% | Strongly Disagree | 0 | 0% | <p>Legend: ● Stron... (blue), ● Agree (red)</p> | | |
| Choice | Number | Percentage | | | | | | | | | | | | | | | | | | | | | |
| Strongly Agree | 1 | 16.67% | | | | | | | | | | | | | | | | | | | | | |
| Agree | 2 | 33.33% | | | | | | | | | | | | | | | | | | | | | |
| Uncertain | 0 | 0% | | | | | | | | | | | | | | | | | | | | | |
| Disagree | 0 | 0% | | | | | | | | | | | | | | | | | | | | | |
| Strongly Disagree | 0 | 0% | | | | | | | | | | | | | | | | | | | | | |
| 3 | The Course was well organized (e.g. timely access to materials, notification of changes, etc.) | <table border="1"> <thead> <tr> <th>Choice</th> <th>Number</th> <th>Percentage</th> </tr> </thead> <tbody> <tr> <td>Strongly Agree</td> <td>2</td> <td>33.33%</td> </tr> <tr> <td>Agree</td> <td>1</td> <td>16.67%</td> </tr> <tr> <td>Uncertain</td> <td>0</td> <td>0%</td> </tr> <tr> <td>Disagree</td> <td>0</td> <td>0%</td> </tr> <tr> <td>Strongly Disagree</td> <td>0</td> <td>0%</td> </tr> </tbody> </table> | Choice | Number | Percentage | Strongly Agree | 2 | 33.33% | Agree | 1 | 16.67% | Uncertain | 0 | 0% | Disagree | 0 | 0% | Strongly Disagree | 0 | 0% | <p>Legend: ● Stron... (blue), ● Agree (red)</p> | | |
| Choice | Number | Percentage | | | | | | | | | | | | | | | | | | | | | |
| Strongly Agree | 2 | 33.33% | | | | | | | | | | | | | | | | | | | | | |
| Agree | 1 | 16.67% | | | | | | | | | | | | | | | | | | | | | |
| Uncertain | 0 | 0% | | | | | | | | | | | | | | | | | | | | | |
| Disagree | 0 | 0% | | | | | | | | | | | | | | | | | | | | | |
| Strongly Disagree | 0 | 0% | | | | | | | | | | | | | | | | | | | | | |
| 4 | I participated actively in the Course | <table border="1"> <thead> <tr> <th>Choice</th> <th>Number</th> <th>Percentage</th> </tr> </thead> <tbody> <tr> <td>Strongly Agree</td> <td>2</td> <td>33.33%</td> </tr> <tr> <td>Agree</td> <td>1</td> <td>16.67%</td> </tr> <tr> <td>Uncertain</td> <td>0</td> <td>0%</td> </tr> <tr> <td>Disagree</td> <td>0</td> <td>0%</td> </tr> <tr> <td>Strongly Disagree</td> <td>0</td> <td>0%</td> </tr> </tbody> </table> | Choice | Number | Percentage | Strongly Agree | 2 | 33.33% | Agree | 1 | 16.67% | Uncertain | 0 | 0% | Disagree | 0 | 0% | Strongly Disagree | 0 | 0% | <p>Legend: ● Stron... (blue), ● Agree (red)</p> | | |
| Choice | Number | Percentage | | | | | | | | | | | | | | | | | | | | | |
| Strongly Agree | 2 | 33.33% | | | | | | | | | | | | | | | | | | | | | |
| Agree | 1 | 16.67% | | | | | | | | | | | | | | | | | | | | | |
| Uncertain | 0 | 0% | | | | | | | | | | | | | | | | | | | | | |
| Disagree | 0 | 0% | | | | | | | | | | | | | | | | | | | | | |
| Strongly Disagree | 0 | 0% | | | | | | | | | | | | | | | | | | | | | |

| 5 | I think I have made progress in this Course | <table border="1"> <thead> <tr> <th>Choice</th> <th>Number</th> <th>Percentage</th> </tr> </thead> <tbody> <tr> <td>Strongly Agree</td> <td>1</td> <td>16.67%</td> </tr> <tr> <td>Agree</td> <td>2</td> <td>33.33%</td> </tr> <tr> <td>Uncertain</td> <td>0</td> <td>0%</td> </tr> <tr> <td>Disagree</td> <td>0</td> <td>0%</td> </tr> <tr> <td>Strongly Disagree</td> <td>0</td> <td>0%</td> </tr> </tbody> </table> | Choice | Number | Percentage | Strongly Agree | 1 | 16.67% | Agree | 2 | 33.33% | Uncertain | 0 | 0% | Disagree | 0 | 0% | Strongly Disagree | 0 | 0% |  <p>● Stron... ● Agree</p> |
|-------------------|---|---|--------|--------|------------|----------------|---|--------|-------|---|--------|-----------|---|----|----------|---|----|-------------------|---|----|---|
| Choice | Number | Percentage | | | | | | | | | | | | | | | | | | | |
| Strongly Agree | 1 | 16.67% | | | | | | | | | | | | | | | | | | | |
| Agree | 2 | 33.33% | | | | | | | | | | | | | | | | | | | |
| Uncertain | 0 | 0% | | | | | | | | | | | | | | | | | | | |
| Disagree | 0 | 0% | | | | | | | | | | | | | | | | | | | |
| Strongly Disagree | 0 | 0% | | | | | | | | | | | | | | | | | | | |
| 6 | I think the Course was well structured to achieve the learning outcomes (there was a good balance of lectures, tutorials, practical etc.) | <table border="1"> <thead> <tr> <th>Choice</th> <th>Number</th> <th>Percentage</th> </tr> </thead> <tbody> <tr> <td>Strongly Agree</td> <td>1</td> <td>16.67%</td> </tr> <tr> <td>Agree</td> <td>2</td> <td>33.33%</td> </tr> <tr> <td>Uncertain</td> <td>0</td> <td>0%</td> </tr> <tr> <td>Disagree</td> <td>0</td> <td>0%</td> </tr> <tr> <td>Strongly Disagree</td> <td>0</td> <td>0%</td> </tr> </tbody> </table> | Choice | Number | Percentage | Strongly Agree | 1 | 16.67% | Agree | 2 | 33.33% | Uncertain | 0 | 0% | Disagree | 0 | 0% | Strongly Disagree | 0 | 0% |  <p>● Stron... ● Agree</p> |
| Choice | Number | Percentage | | | | | | | | | | | | | | | | | | | |
| Strongly Agree | 1 | 16.67% | | | | | | | | | | | | | | | | | | | |
| Agree | 2 | 33.33% | | | | | | | | | | | | | | | | | | | |
| Uncertain | 0 | 0% | | | | | | | | | | | | | | | | | | | |
| Disagree | 0 | 0% | | | | | | | | | | | | | | | | | | | |
| Strongly Disagree | 0 | 0% | | | | | | | | | | | | | | | | | | | |
| 7 | The learning and teaching methods encouraged participation | <table border="1"> <thead> <tr> <th>Choice</th> <th>Number</th> <th>Percentage</th> </tr> </thead> <tbody> <tr> <td>Strongly Agree</td> <td>1</td> <td>16.67%</td> </tr> <tr> <td>Agree</td> <td>2</td> <td>33.33%</td> </tr> <tr> <td>Uncertain</td> <td>0</td> <td>0%</td> </tr> <tr> <td>Disagree</td> <td>0</td> <td>0%</td> </tr> <tr> <td>Strongly Disagree</td> <td>0</td> <td>0%</td> </tr> </tbody> </table> | Choice | Number | Percentage | Strongly Agree | 1 | 16.67% | Agree | 2 | 33.33% | Uncertain | 0 | 0% | Disagree | 0 | 0% | Strongly Disagree | 0 | 0% |  <p>● Stron... ● Agree</p> |
| Choice | Number | Percentage | | | | | | | | | | | | | | | | | | | |
| Strongly Agree | 1 | 16.67% | | | | | | | | | | | | | | | | | | | |
| Agree | 2 | 33.33% | | | | | | | | | | | | | | | | | | | |
| Uncertain | 0 | 0% | | | | | | | | | | | | | | | | | | | |
| Disagree | 0 | 0% | | | | | | | | | | | | | | | | | | | |
| Strongly Disagree | 0 | 0% | | | | | | | | | | | | | | | | | | | |
| 8 | The overall environment in the class was conducive to learning | <table border="1"> <thead> <tr> <th>Choice</th> <th>Number</th> <th>Percentage</th> </tr> </thead> <tbody> <tr> <td>Strongly Agree</td> <td>2</td> <td>33.33%</td> </tr> <tr> <td>Agree</td> <td>1</td> <td>16.67%</td> </tr> <tr> <td>Uncertain</td> <td>0</td> <td>0%</td> </tr> <tr> <td>Disagree</td> <td>0</td> <td>0%</td> </tr> <tr> <td>Strongly Disagree</td> <td>0</td> <td>0%</td> </tr> </tbody> </table> | Choice | Number | Percentage | Strongly Agree | 2 | 33.33% | Agree | 1 | 16.67% | Uncertain | 0 | 0% | Disagree | 0 | 0% | Strongly Disagree | 0 | 0% |  <p>● Stron... ● Agree</p> |
| Choice | Number | Percentage | | | | | | | | | | | | | | | | | | | |
| Strongly Agree | 2 | 33.33% | | | | | | | | | | | | | | | | | | | |
| Agree | 1 | 16.67% | | | | | | | | | | | | | | | | | | | |
| Uncertain | 0 | 0% | | | | | | | | | | | | | | | | | | | |
| Disagree | 0 | 0% | | | | | | | | | | | | | | | | | | | |
| Strongly Disagree | 0 | 0% | | | | | | | | | | | | | | | | | | | |
| 9 | Classrooms were satisfactory | <table border="1"> <thead> <tr> <th>Choice</th> <th>Number</th> <th>Percentage</th> </tr> </thead> <tbody> <tr> <td>Strongly Agree</td> <td>1</td> <td>16.67%</td> </tr> <tr> <td>Agree</td> <td>2</td> <td>33.33%</td> </tr> <tr> <td>Uncertain</td> <td>0</td> <td>0%</td> </tr> <tr> <td>Disagree</td> <td>0</td> <td>0%</td> </tr> <tr> <td>Strongly Disagree</td> <td>0</td> <td>0%</td> </tr> </tbody> </table> | Choice | Number | Percentage | Strongly Agree | 1 | 16.67% | Agree | 2 | 33.33% | Uncertain | 0 | 0% | Disagree | 0 | 0% | Strongly Disagree | 0 | 0% |  <p>● Stron... ● Agree</p> |
| Choice | Number | Percentage | | | | | | | | | | | | | | | | | | | |
| Strongly Agree | 1 | 16.67% | | | | | | | | | | | | | | | | | | | |
| Agree | 2 | 33.33% | | | | | | | | | | | | | | | | | | | |
| Uncertain | 0 | 0% | | | | | | | | | | | | | | | | | | | |
| Disagree | 0 | 0% | | | | | | | | | | | | | | | | | | | |
| Strongly Disagree | 0 | 0% | | | | | | | | | | | | | | | | | | | |

| 10 | Learning materials (Lesson Plans, Course Notes etc.) were relevant and useful | <table border="1"> <thead> <tr> <th>Choice</th> <th>Number</th> <th>Percentage</th> </tr> </thead> <tbody> <tr> <td>Strongly Agree</td> <td>1</td> <td>16.67%</td> </tr> <tr> <td>Agree</td> <td>1</td> <td>16.67%</td> </tr> <tr> <td>Uncertain</td> <td>1</td> <td>16.67%</td> </tr> <tr> <td>Disagree</td> <td>0</td> <td>0%</td> </tr> <tr> <td>Strongly Disagree</td> <td>0</td> <td>0%</td> </tr> </tbody> </table> | Choice | Number | Percentage | Strongly Agree | 1 | 16.67% | Agree | 1 | 16.67% | Uncertain | 1 | 16.67% | Disagree | 0 | 0% | Strongly Disagree | 0 | 0% |  <p> ● Stron... ● Agree ● Unce... </p> |
|-------------------|--|---|--------|--------|------------|----------------|---|--------|-------|---|--------|-----------|---|--------|----------|---|----|-------------------|---|----|--|
| Choice | Number | Percentage | | | | | | | | | | | | | | | | | | | |
| Strongly Agree | 1 | 16.67% | | | | | | | | | | | | | | | | | | | |
| Agree | 1 | 16.67% | | | | | | | | | | | | | | | | | | | |
| Uncertain | 1 | 16.67% | | | | | | | | | | | | | | | | | | | |
| Disagree | 0 | 0% | | | | | | | | | | | | | | | | | | | |
| Strongly Disagree | 0 | 0% | | | | | | | | | | | | | | | | | | | |
| 11 | Recommended reading Books etc. were relevant and appropriate | <table border="1"> <thead> <tr> <th>Choice</th> <th>Number</th> <th>Percentage</th> </tr> </thead> <tbody> <tr> <td>Strongly Agree</td> <td>2</td> <td>33.33%</td> </tr> <tr> <td>Agree</td> <td>0</td> <td>0%</td> </tr> <tr> <td>Uncertain</td> <td>1</td> <td>16.67%</td> </tr> <tr> <td>Disagree</td> <td>0</td> <td>0%</td> </tr> <tr> <td>Strongly Disagree</td> <td>0</td> <td>0%</td> </tr> </tbody> </table> | Choice | Number | Percentage | Strongly Agree | 2 | 33.33% | Agree | 0 | 0% | Uncertain | 1 | 16.67% | Disagree | 0 | 0% | Strongly Disagree | 0 | 0% |  <p> ● Stron... ● Unce... </p> |
| Choice | Number | Percentage | | | | | | | | | | | | | | | | | | | |
| Strongly Agree | 2 | 33.33% | | | | | | | | | | | | | | | | | | | |
| Agree | 0 | 0% | | | | | | | | | | | | | | | | | | | |
| Uncertain | 1 | 16.67% | | | | | | | | | | | | | | | | | | | |
| Disagree | 0 | 0% | | | | | | | | | | | | | | | | | | | |
| Strongly Disagree | 0 | 0% | | | | | | | | | | | | | | | | | | | |
| 12 | The provision of learning resources in the library was adequate and appropriate | <table border="1"> <thead> <tr> <th>Choice</th> <th>Number</th> <th>Percentage</th> </tr> </thead> <tbody> <tr> <td>Strongly Agree</td> <td>2</td> <td>33.33%</td> </tr> <tr> <td>Agree</td> <td>1</td> <td>16.67%</td> </tr> <tr> <td>Uncertain</td> <td>0</td> <td>0%</td> </tr> <tr> <td>Disagree</td> <td>0</td> <td>0%</td> </tr> <tr> <td>Strongly Disagree</td> <td>0</td> <td>0%</td> </tr> </tbody> </table> | Choice | Number | Percentage | Strongly Agree | 2 | 33.33% | Agree | 1 | 16.67% | Uncertain | 0 | 0% | Disagree | 0 | 0% | Strongly Disagree | 0 | 0% |  <p> ● Stron... ● Agree </p> |
| Choice | Number | Percentage | | | | | | | | | | | | | | | | | | | |
| Strongly Agree | 2 | 33.33% | | | | | | | | | | | | | | | | | | | |
| Agree | 1 | 16.67% | | | | | | | | | | | | | | | | | | | |
| Uncertain | 0 | 0% | | | | | | | | | | | | | | | | | | | |
| Disagree | 0 | 0% | | | | | | | | | | | | | | | | | | | |
| Strongly Disagree | 0 | 0% | | | | | | | | | | | | | | | | | | | |
| 13 | The provision of learning resources on the Web was adequate and appropriate (if relevant) | <table border="1"> <thead> <tr> <th>Choice</th> <th>Number</th> <th>Percentage</th> </tr> </thead> <tbody> <tr> <td>Strongly Agree</td> <td>1</td> <td>16.67%</td> </tr> <tr> <td>Agree</td> <td>2</td> <td>33.33%</td> </tr> <tr> <td>Uncertain</td> <td>0</td> <td>0%</td> </tr> <tr> <td>Disagree</td> <td>0</td> <td>0%</td> </tr> <tr> <td>Strongly Disagree</td> <td>0</td> <td>0%</td> </tr> </tbody> </table> | Choice | Number | Percentage | Strongly Agree | 1 | 16.67% | Agree | 2 | 33.33% | Uncertain | 0 | 0% | Disagree | 0 | 0% | Strongly Disagree | 0 | 0% |  <p> ● Stron... ● Agree </p> |
| Choice | Number | Percentage | | | | | | | | | | | | | | | | | | | |
| Strongly Agree | 1 | 16.67% | | | | | | | | | | | | | | | | | | | |
| Agree | 2 | 33.33% | | | | | | | | | | | | | | | | | | | |
| Uncertain | 0 | 0% | | | | | | | | | | | | | | | | | | | |
| Disagree | 0 | 0% | | | | | | | | | | | | | | | | | | | |
| Strongly Disagree | 0 | 0% | | | | | | | | | | | | | | | | | | | |
| 14 | The Course stimulated my interest and thought on the subject area | <table border="1"> <thead> <tr> <th>Choice</th> <th>Number</th> <th>Percentage</th> </tr> </thead> <tbody> <tr> <td>Strongly Agree</td> <td>1</td> <td>16.67%</td> </tr> <tr> <td>Agree</td> <td>1</td> <td>16.67%</td> </tr> <tr> <td>Uncertain</td> <td>1</td> <td>16.67%</td> </tr> <tr> <td>Disagree</td> <td>0</td> <td>0%</td> </tr> <tr> <td>Strongly Disagree</td> <td>0</td> <td>0%</td> </tr> </tbody> </table> | Choice | Number | Percentage | Strongly Agree | 1 | 16.67% | Agree | 1 | 16.67% | Uncertain | 1 | 16.67% | Disagree | 0 | 0% | Strongly Disagree | 0 | 0% |  <p> ● Stron... ● Agree ● Unce... </p> |
| Choice | Number | Percentage | | | | | | | | | | | | | | | | | | | |
| Strongly Agree | 1 | 16.67% | | | | | | | | | | | | | | | | | | | |
| Agree | 1 | 16.67% | | | | | | | | | | | | | | | | | | | |
| Uncertain | 1 | 16.67% | | | | | | | | | | | | | | | | | | | |
| Disagree | 0 | 0% | | | | | | | | | | | | | | | | | | | |
| Strongly Disagree | 0 | 0% | | | | | | | | | | | | | | | | | | | |

| 15 | The pace of the Course was appropriate | <table border="1"> <thead> <tr> <th>Choice</th> <th>Number</th> <th>Percentage</th> </tr> </thead> <tbody> <tr> <td>Strongly Agree</td> <td>1</td> <td>16.67%</td> </tr> <tr> <td>Agree</td> <td>2</td> <td>33.33%</td> </tr> <tr> <td>Uncertain</td> <td>0</td> <td>0%</td> </tr> <tr> <td>Disagree</td> <td>0</td> <td>0%</td> </tr> <tr> <td>Strongly Disagree</td> <td>0</td> <td>0%</td> </tr> </tbody> </table> | Choice | Number | Percentage | Strongly Agree | 1 | 16.67% | Agree | 2 | 33.33% | Uncertain | 0 | 0% | Disagree | 0 | 0% | Strongly Disagree | 0 | 0% |  <p> ● Stron... ● Agree </p> |
|-------------------|---|---|--------|--------|------------|----------------|---|--------|-------|---|--------|-----------|---|--------|----------|---|----|-------------------|---|----|--|
| Choice | Number | Percentage | | | | | | | | | | | | | | | | | | | |
| Strongly Agree | 1 | 16.67% | | | | | | | | | | | | | | | | | | | |
| Agree | 2 | 33.33% | | | | | | | | | | | | | | | | | | | |
| Uncertain | 0 | 0% | | | | | | | | | | | | | | | | | | | |
| Disagree | 0 | 0% | | | | | | | | | | | | | | | | | | | |
| Strongly Disagree | 0 | 0% | | | | | | | | | | | | | | | | | | | |
| 16 | Ideas and concepts were presented clearly | <table border="1"> <thead> <tr> <th>Choice</th> <th>Number</th> <th>Percentage</th> </tr> </thead> <tbody> <tr> <td>Strongly Agree</td> <td>1</td> <td>16.67%</td> </tr> <tr> <td>Agree</td> <td>1</td> <td>16.67%</td> </tr> <tr> <td>Uncertain</td> <td>1</td> <td>16.67%</td> </tr> <tr> <td>Disagree</td> <td>0</td> <td>0%</td> </tr> <tr> <td>Strongly Disagree</td> <td>0</td> <td>0%</td> </tr> </tbody> </table> | Choice | Number | Percentage | Strongly Agree | 1 | 16.67% | Agree | 1 | 16.67% | Uncertain | 1 | 16.67% | Disagree | 0 | 0% | Strongly Disagree | 0 | 0% |  <p> ● Stron... ● Agree ● Unce... </p> |
| Choice | Number | Percentage | | | | | | | | | | | | | | | | | | | |
| Strongly Agree | 1 | 16.67% | | | | | | | | | | | | | | | | | | | |
| Agree | 1 | 16.67% | | | | | | | | | | | | | | | | | | | |
| Uncertain | 1 | 16.67% | | | | | | | | | | | | | | | | | | | |
| Disagree | 0 | 0% | | | | | | | | | | | | | | | | | | | |
| Strongly Disagree | 0 | 0% | | | | | | | | | | | | | | | | | | | |
| 17 | The method of assessment were reasonable | <table border="1"> <thead> <tr> <th>Choice</th> <th>Number</th> <th>Percentage</th> </tr> </thead> <tbody> <tr> <td>Strongly Agree</td> <td>1</td> <td>16.67%</td> </tr> <tr> <td>Agree</td> <td>1</td> <td>16.67%</td> </tr> <tr> <td>Uncertain</td> <td>1</td> <td>16.67%</td> </tr> <tr> <td>Disagree</td> <td>0</td> <td>0%</td> </tr> <tr> <td>Strongly Disagree</td> <td>0</td> <td>0%</td> </tr> </tbody> </table> | Choice | Number | Percentage | Strongly Agree | 1 | 16.67% | Agree | 1 | 16.67% | Uncertain | 1 | 16.67% | Disagree | 0 | 0% | Strongly Disagree | 0 | 0% |  <p> ● Stron... ● Agree ● Unce... </p> |
| Choice | Number | Percentage | | | | | | | | | | | | | | | | | | | |
| Strongly Agree | 1 | 16.67% | | | | | | | | | | | | | | | | | | | |
| Agree | 1 | 16.67% | | | | | | | | | | | | | | | | | | | |
| Uncertain | 1 | 16.67% | | | | | | | | | | | | | | | | | | | |
| Disagree | 0 | 0% | | | | | | | | | | | | | | | | | | | |
| Strongly Disagree | 0 | 0% | | | | | | | | | | | | | | | | | | | |
| 18 | Feedback on assessment was timely | <table border="1"> <thead> <tr> <th>Choice</th> <th>Number</th> <th>Percentage</th> </tr> </thead> <tbody> <tr> <td>Strongly Agree</td> <td>2</td> <td>33.33%</td> </tr> <tr> <td>Agree</td> <td>1</td> <td>16.67%</td> </tr> <tr> <td>Uncertain</td> <td>0</td> <td>0%</td> </tr> <tr> <td>Disagree</td> <td>0</td> <td>0%</td> </tr> <tr> <td>Strongly Disagree</td> <td>0</td> <td>0%</td> </tr> </tbody> </table> | Choice | Number | Percentage | Strongly Agree | 2 | 33.33% | Agree | 1 | 16.67% | Uncertain | 0 | 0% | Disagree | 0 | 0% | Strongly Disagree | 0 | 0% |  <p> ● Stron... ● Agree </p> |
| Choice | Number | Percentage | | | | | | | | | | | | | | | | | | | |
| Strongly Agree | 2 | 33.33% | | | | | | | | | | | | | | | | | | | |
| Agree | 1 | 16.67% | | | | | | | | | | | | | | | | | | | |
| Uncertain | 0 | 0% | | | | | | | | | | | | | | | | | | | |
| Disagree | 0 | 0% | | | | | | | | | | | | | | | | | | | |
| Strongly Disagree | 0 | 0% | | | | | | | | | | | | | | | | | | | |
| 19 | Feedback on assessment was helpful | <table border="1"> <thead> <tr> <th>Choice</th> <th>Number</th> <th>Percentage</th> </tr> </thead> <tbody> <tr> <td>Strongly Agree</td> <td>1</td> <td>16.67%</td> </tr> <tr> <td>Agree</td> <td>1</td> <td>16.67%</td> </tr> <tr> <td>Uncertain</td> <td>1</td> <td>16.67%</td> </tr> <tr> <td>Disagree</td> <td>0</td> <td>0%</td> </tr> <tr> <td>Strongly Disagree</td> <td>0</td> <td>0%</td> </tr> </tbody> </table> | Choice | Number | Percentage | Strongly Agree | 1 | 16.67% | Agree | 1 | 16.67% | Uncertain | 1 | 16.67% | Disagree | 0 | 0% | Strongly Disagree | 0 | 0% |  <p> ● Stron... ● Agree ● Unce... </p> |
| Choice | Number | Percentage | | | | | | | | | | | | | | | | | | | |
| Strongly Agree | 1 | 16.67% | | | | | | | | | | | | | | | | | | | |
| Agree | 1 | 16.67% | | | | | | | | | | | | | | | | | | | |
| Uncertain | 1 | 16.67% | | | | | | | | | | | | | | | | | | | |
| Disagree | 0 | 0% | | | | | | | | | | | | | | | | | | | |
| Strongly Disagree | 0 | 0% | | | | | | | | | | | | | | | | | | | |

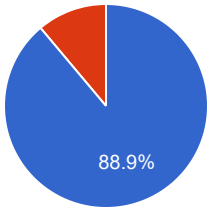
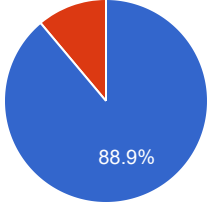
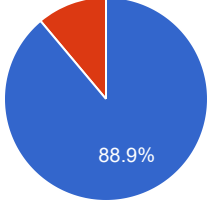
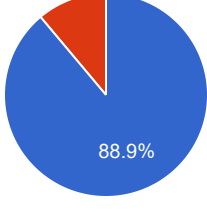

| 20 | I understood the lectures | <table border="1"> <thead> <tr> <th>Choice</th> <th>Number</th> <th>Percentage</th> </tr> </thead> <tbody> <tr> <td>Strongly Agree</td> <td>1</td> <td>16.67%</td> </tr> <tr> <td>Agree</td> <td>1</td> <td>16.67%</td> </tr> <tr> <td>Uncertain</td> <td>1</td> <td>16.67%</td> </tr> <tr> <td>Disagree</td> <td>0</td> <td>0%</td> </tr> <tr> <td>Strongly Disagree</td> <td>0</td> <td>0%</td> </tr> </tbody> </table> | Choice | Number | Percentage | Strongly Agree | 1 | 16.67% | Agree | 1 | 16.67% | Uncertain | 1 | 16.67% | Disagree | 0 | 0% | Strongly Disagree | 0 | 0% |  <p> ● Stron... ● Agree ● Unce... </p> |
|-------------------|---|---|--------|--------|------------|----------------|---|--------|-------|---|--------|-----------|---|--------|----------|---|----|-------------------|---|----|--|
| Choice | Number | Percentage | | | | | | | | | | | | | | | | | | | |
| Strongly Agree | 1 | 16.67% | | | | | | | | | | | | | | | | | | | |
| Agree | 1 | 16.67% | | | | | | | | | | | | | | | | | | | |
| Uncertain | 1 | 16.67% | | | | | | | | | | | | | | | | | | | |
| Disagree | 0 | 0% | | | | | | | | | | | | | | | | | | | |
| Strongly Disagree | 0 | 0% | | | | | | | | | | | | | | | | | | | |
| 21 | The material was well organized and presented | <table border="1"> <thead> <tr> <th>Choice</th> <th>Number</th> <th>Percentage</th> </tr> </thead> <tbody> <tr> <td>Strongly Agree</td> <td>1</td> <td>16.67%</td> </tr> <tr> <td>Agree</td> <td>2</td> <td>33.33%</td> </tr> <tr> <td>Uncertain</td> <td>0</td> <td>0%</td> </tr> <tr> <td>Disagree</td> <td>0</td> <td>0%</td> </tr> <tr> <td>Strongly Disagree</td> <td>0</td> <td>0%</td> </tr> </tbody> </table> | Choice | Number | Percentage | Strongly Agree | 1 | 16.67% | Agree | 2 | 33.33% | Uncertain | 0 | 0% | Disagree | 0 | 0% | Strongly Disagree | 0 | 0% |  <p> ● Stron... ● Agree </p> |
| Choice | Number | Percentage | | | | | | | | | | | | | | | | | | | |
| Strongly Agree | 1 | 16.67% | | | | | | | | | | | | | | | | | | | |
| Agree | 2 | 33.33% | | | | | | | | | | | | | | | | | | | |
| Uncertain | 0 | 0% | | | | | | | | | | | | | | | | | | | |
| Disagree | 0 | 0% | | | | | | | | | | | | | | | | | | | |
| Strongly Disagree | 0 | 0% | | | | | | | | | | | | | | | | | | | |
| 22 | The instructor was responsive to student needs and problems | <table border="1"> <thead> <tr> <th>Choice</th> <th>Number</th> <th>Percentage</th> </tr> </thead> <tbody> <tr> <td>Strongly Agree</td> <td>1</td> <td>16.67%</td> </tr> <tr> <td>Agree</td> <td>0</td> <td>0%</td> </tr> <tr> <td>Uncertain</td> <td>2</td> <td>33.33%</td> </tr> <tr> <td>Disagree</td> <td>0</td> <td>0%</td> </tr> <tr> <td>Strongly Disagree</td> <td>0</td> <td>0%</td> </tr> </tbody> </table> | Choice | Number | Percentage | Strongly Agree | 1 | 16.67% | Agree | 0 | 0% | Uncertain | 2 | 33.33% | Disagree | 0 | 0% | Strongly Disagree | 0 | 0% |  <p> ● Stron... ● Unce... </p> |
| Choice | Number | Percentage | | | | | | | | | | | | | | | | | | | |
| Strongly Agree | 1 | 16.67% | | | | | | | | | | | | | | | | | | | |
| Agree | 0 | 0% | | | | | | | | | | | | | | | | | | | |
| Uncertain | 2 | 33.33% | | | | | | | | | | | | | | | | | | | |
| Disagree | 0 | 0% | | | | | | | | | | | | | | | | | | | |
| Strongly Disagree | 0 | 0% | | | | | | | | | | | | | | | | | | | |
| 23 | Had the instructor been regular throughout the course | <table border="1"> <thead> <tr> <th>Choice</th> <th>Number</th> <th>Percentage</th> </tr> </thead> <tbody> <tr> <td>Strongly Agree</td> <td>1</td> <td>16.67%</td> </tr> <tr> <td>Agree</td> <td>1</td> <td>16.67%</td> </tr> <tr> <td>Uncertain</td> <td>1</td> <td>16.67%</td> </tr> <tr> <td>Disagree</td> <td>0</td> <td>0%</td> </tr> <tr> <td>Strongly Disagree</td> <td>0</td> <td>0%</td> </tr> </tbody> </table> | Choice | Number | Percentage | Strongly Agree | 1 | 16.67% | Agree | 1 | 16.67% | Uncertain | 1 | 16.67% | Disagree | 0 | 0% | Strongly Disagree | 0 | 0% |  <p> ● Stron... ● Agree ● Unce... </p> |
| Choice | Number | Percentage | | | | | | | | | | | | | | | | | | | |
| Strongly Agree | 1 | 16.67% | | | | | | | | | | | | | | | | | | | |
| Agree | 1 | 16.67% | | | | | | | | | | | | | | | | | | | |
| Uncertain | 1 | 16.67% | | | | | | | | | | | | | | | | | | | |
| Disagree | 0 | 0% | | | | | | | | | | | | | | | | | | | |
| Strongly Disagree | 0 | 0% | | | | | | | | | | | | | | | | | | | |
| 24 | The material in the tutorials was useful | <table border="1"> <thead> <tr> <th>Choice</th> <th>Number</th> <th>Percentage</th> </tr> </thead> <tbody> <tr> <td>Strongly Agree</td> <td>1</td> <td>16.67%</td> </tr> <tr> <td>Agree</td> <td>1</td> <td>16.67%</td> </tr> <tr> <td>Uncertain</td> <td>1</td> <td>16.67%</td> </tr> <tr> <td>Disagree</td> <td>0</td> <td>0%</td> </tr> <tr> <td>Strongly Disagree</td> <td>0</td> <td>0%</td> </tr> </tbody> </table> | Choice | Number | Percentage | Strongly Agree | 1 | 16.67% | Agree | 1 | 16.67% | Uncertain | 1 | 16.67% | Disagree | 0 | 0% | Strongly Disagree | 0 | 0% |  <p> ● Stron... ● Agree ● Unce... </p> |
| Choice | Number | Percentage | | | | | | | | | | | | | | | | | | | |
| Strongly Agree | 1 | 16.67% | | | | | | | | | | | | | | | | | | | |
| Agree | 1 | 16.67% | | | | | | | | | | | | | | | | | | | |
| Uncertain | 1 | 16.67% | | | | | | | | | | | | | | | | | | | |
| Disagree | 0 | 0% | | | | | | | | | | | | | | | | | | | |
| Strongly Disagree | 0 | 0% | | | | | | | | | | | | | | | | | | | |

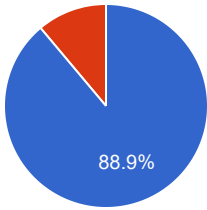
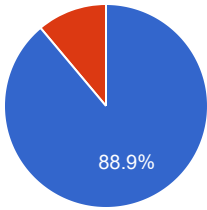
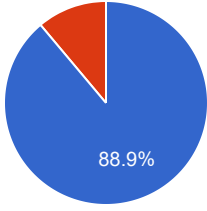
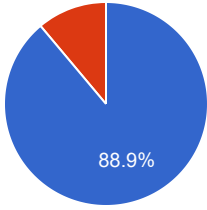
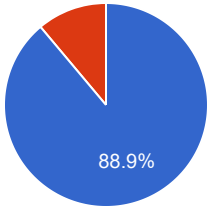
| 25 | I was happy with the amount of work needed for tutorials | <table border="1"> <thead> <tr> <th>Choice</th> <th>Number</th> <th>Percentage</th> </tr> </thead> <tbody> <tr> <td>Strongly Agree</td> <td>1</td> <td>16.67%</td> </tr> <tr> <td>Agree</td> <td>2</td> <td>33.33%</td> </tr> <tr> <td>Uncertain</td> <td>0</td> <td>0%</td> </tr> <tr> <td>Disagree</td> <td>0</td> <td>0%</td> </tr> <tr> <td>Strongly Disagree</td> <td>0</td> <td>0%</td> </tr> </tbody> </table> | Choice | Number | Percentage | Strongly Agree | 1 | 16.67% | Agree | 2 | 33.33% | Uncertain | 0 | 0% | Disagree | 0 | 0% | Strongly Disagree | 0 | 0% |  <p> ● Stron... ● Agree </p> |
|-------------------|--|---|--------|--------|------------|----------------|---|--------|-------|---|--------|-----------|---|--------|----------|---|----|-------------------|---|----|---|
| Choice | Number | Percentage | | | | | | | | | | | | | | | | | | | |
| Strongly Agree | 1 | 16.67% | | | | | | | | | | | | | | | | | | | |
| Agree | 2 | 33.33% | | | | | | | | | | | | | | | | | | | |
| Uncertain | 0 | 0% | | | | | | | | | | | | | | | | | | | |
| Disagree | 0 | 0% | | | | | | | | | | | | | | | | | | | |
| Strongly Disagree | 0 | 0% | | | | | | | | | | | | | | | | | | | |
| 26 | The tutor dealt effectively with my problems | <table border="1"> <thead> <tr> <th>Choice</th> <th>Number</th> <th>Percentage</th> </tr> </thead> <tbody> <tr> <td>Strongly Agree</td> <td>1</td> <td>16.67%</td> </tr> <tr> <td>Agree</td> <td>1</td> <td>16.67%</td> </tr> <tr> <td>Uncertain</td> <td>1</td> <td>16.67%</td> </tr> <tr> <td>Disagree</td> <td>0</td> <td>0%</td> </tr> <tr> <td>Strongly Disagree</td> <td>0</td> <td>0%</td> </tr> </tbody> </table> | Choice | Number | Percentage | Strongly Agree | 1 | 16.67% | Agree | 1 | 16.67% | Uncertain | 1 | 16.67% | Disagree | 0 | 0% | Strongly Disagree | 0 | 0% |  <p> ● Stron... ● Agree ● Unce... </p> |
| Choice | Number | Percentage | | | | | | | | | | | | | | | | | | | |
| Strongly Agree | 1 | 16.67% | | | | | | | | | | | | | | | | | | | |
| Agree | 1 | 16.67% | | | | | | | | | | | | | | | | | | | |
| Uncertain | 1 | 16.67% | | | | | | | | | | | | | | | | | | | |
| Disagree | 0 | 0% | | | | | | | | | | | | | | | | | | | |
| Strongly Disagree | 0 | 0% | | | | | | | | | | | | | | | | | | | |
| 27 | The material in the practicals was useful | <table border="1"> <thead> <tr> <th>Choice</th> <th>Number</th> <th>Percentage</th> </tr> </thead> <tbody> <tr> <td>Strongly Agree</td> <td>1</td> <td>16.67%</td> </tr> <tr> <td>Agree</td> <td>1</td> <td>16.67%</td> </tr> <tr> <td>Uncertain</td> <td>1</td> <td>16.67%</td> </tr> <tr> <td>Disagree</td> <td>0</td> <td>0%</td> </tr> <tr> <td>Strongly Disagree</td> <td>0</td> <td>0%</td> </tr> </tbody> </table> | Choice | Number | Percentage | Strongly Agree | 1 | 16.67% | Agree | 1 | 16.67% | Uncertain | 1 | 16.67% | Disagree | 0 | 0% | Strongly Disagree | 0 | 0% |  <p> ● Stron... ● Agree ● Unce... </p> |
| Choice | Number | Percentage | | | | | | | | | | | | | | | | | | | |
| Strongly Agree | 1 | 16.67% | | | | | | | | | | | | | | | | | | | |
| Agree | 1 | 16.67% | | | | | | | | | | | | | | | | | | | |
| Uncertain | 1 | 16.67% | | | | | | | | | | | | | | | | | | | |
| Disagree | 0 | 0% | | | | | | | | | | | | | | | | | | | |
| Strongly Disagree | 0 | 0% | | | | | | | | | | | | | | | | | | | |
| 28 | The demonstrators dealt effectively with my problems | <table border="1"> <thead> <tr> <th>Choice</th> <th>Number</th> <th>Percentage</th> </tr> </thead> <tbody> <tr> <td>Strongly Agree</td> <td>1</td> <td>16.67%</td> </tr> <tr> <td>Agree</td> <td>0</td> <td>0%</td> </tr> <tr> <td>Uncertain</td> <td>2</td> <td>33.33%</td> </tr> <tr> <td>Disagree</td> <td>0</td> <td>0%</td> </tr> <tr> <td>Strongly Disagree</td> <td>0</td> <td>0%</td> </tr> </tbody> </table> | Choice | Number | Percentage | Strongly Agree | 1 | 16.67% | Agree | 0 | 0% | Uncertain | 2 | 33.33% | Disagree | 0 | 0% | Strongly Disagree | 0 | 0% |  <p> ● Stron... ● Unce... </p> |
| Choice | Number | Percentage | | | | | | | | | | | | | | | | | | | |
| Strongly Agree | 1 | 16.67% | | | | | | | | | | | | | | | | | | | |
| Agree | 0 | 0% | | | | | | | | | | | | | | | | | | | |
| Uncertain | 2 | 33.33% | | | | | | | | | | | | | | | | | | | |
| Disagree | 0 | 0% | | | | | | | | | | | | | | | | | | | |
| Strongly Disagree | 0 | 0% | | | | | | | | | | | | | | | | | | | |
| 29 | The best features of the Course were | Excellent Impressive no Excellent Impressive no | | | | | | | | | | | | | | | | | | | |
| 30 | The Course could have been improved by | No Yeah.! much-needed no No Yeah.! much-needed no | | | | | | | | | | | | | | | | | | | |

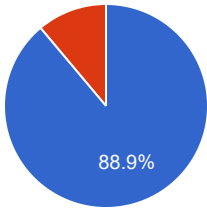
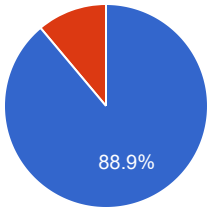
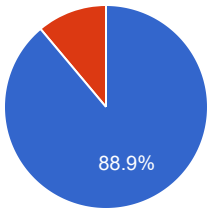
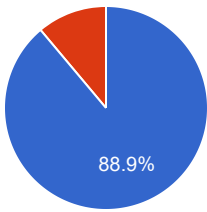
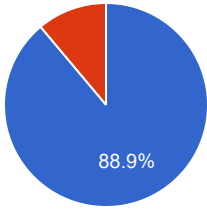
| | | |
|----|--|--|
| 31 | The University does not tolerate discrimination on any irrelevant distinction (e.g. race, age, gender) and is committed to work with diversity in a wholly positive way. Please indicate below anything in relation to this Course which may run counter to this objective | No Not impressive No Not impressive |
|----|--|--|

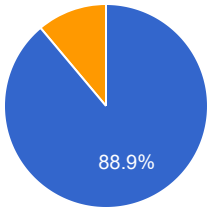
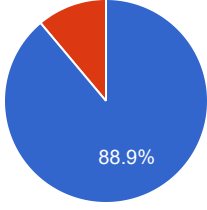
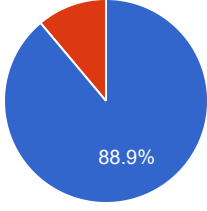

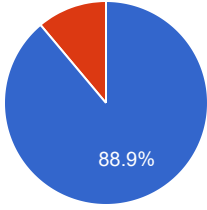
Course Evaluation - Program: 0238

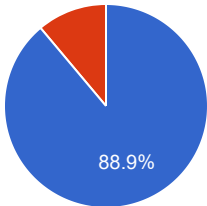
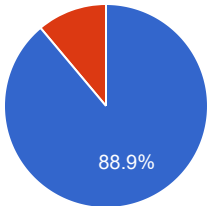
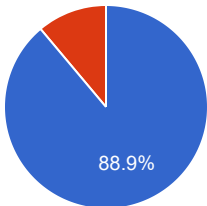
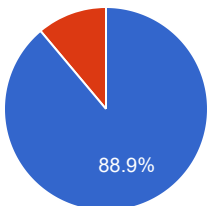
| Teacher Name: SAID WALI | | Course ID: ACC-404 Course Title: Advanced Financial Accounting - I | | Session: 2018 Fall | | | | | | | | | | | | | | | | | | | |
|-------------------------------|--|---|--------|--------------------|------------|----------------|---|--------|-------|---|--------|-----------|---|----|----------|---|----|-------------------|---|----|--------------|--|--|
| Shift: After noon -- Section: | | Total Strength: 24 | | Attempted: 9 | | | | | | | | | | | | | | | | | | | |
| S.No | Question | Opinions | | | Chart | | | | | | | | | | | | | | | | | | |
| 1 | The course objectives were clear | <table border="1"> <thead> <tr> <th>Choice</th> <th>Number</th> <th>Percentage</th> </tr> </thead> <tbody> <tr> <td>Strongly Agree</td> <td>8</td> <td>88.89%</td> </tr> <tr> <td>Agree</td> <td>1</td> <td>11.11%</td> </tr> <tr> <td>Uncertain</td> <td>0</td> <td>0%</td> </tr> <tr> <td>Disagree</td> <td>0</td> <td>0%</td> </tr> <tr> <td>Strongly Disagree</td> <td>0</td> <td>0%</td> </tr> </tbody> </table> | Choice | Number | Percentage | Strongly Agree | 8 | 88.89% | Agree | 1 | 11.11% | Uncertain | 0 | 0% | Disagree | 0 | 0% | Strongly Disagree | 0 | 0% | <p>88.9%</p> | | |
| Choice | Number | Percentage | | | | | | | | | | | | | | | | | | | | | |
| Strongly Agree | 8 | 88.89% | | | | | | | | | | | | | | | | | | | | | |
| Agree | 1 | 11.11% | | | | | | | | | | | | | | | | | | | | | |
| Uncertain | 0 | 0% | | | | | | | | | | | | | | | | | | | | | |
| Disagree | 0 | 0% | | | | | | | | | | | | | | | | | | | | | |
| Strongly Disagree | 0 | 0% | | | | | | | | | | | | | | | | | | | | | |
| 2 | The Course workload was manageable | <table border="1"> <thead> <tr> <th>Choice</th> <th>Number</th> <th>Percentage</th> </tr> </thead> <tbody> <tr> <td>Strongly Agree</td> <td>8</td> <td>88.89%</td> </tr> <tr> <td>Agree</td> <td>1</td> <td>11.11%</td> </tr> <tr> <td>Uncertain</td> <td>0</td> <td>0%</td> </tr> <tr> <td>Disagree</td> <td>0</td> <td>0%</td> </tr> <tr> <td>Strongly Disagree</td> <td>0</td> <td>0%</td> </tr> </tbody> </table> | Choice | Number | Percentage | Strongly Agree | 8 | 88.89% | Agree | 1 | 11.11% | Uncertain | 0 | 0% | Disagree | 0 | 0% | Strongly Disagree | 0 | 0% | <p>88.9%</p> | | |
| Choice | Number | Percentage | | | | | | | | | | | | | | | | | | | | | |
| Strongly Agree | 8 | 88.89% | | | | | | | | | | | | | | | | | | | | | |
| Agree | 1 | 11.11% | | | | | | | | | | | | | | | | | | | | | |
| Uncertain | 0 | 0% | | | | | | | | | | | | | | | | | | | | | |
| Disagree | 0 | 0% | | | | | | | | | | | | | | | | | | | | | |
| Strongly Disagree | 0 | 0% | | | | | | | | | | | | | | | | | | | | | |
| 3 | The Course was well organized (e.g. timely access to materials, notification of changes, etc.) | <table border="1"> <thead> <tr> <th>Choice</th> <th>Number</th> <th>Percentage</th> </tr> </thead> <tbody> <tr> <td>Strongly Agree</td> <td>8</td> <td>88.89%</td> </tr> <tr> <td>Agree</td> <td>1</td> <td>11.11%</td> </tr> <tr> <td>Uncertain</td> <td>0</td> <td>0%</td> </tr> <tr> <td>Disagree</td> <td>0</td> <td>0%</td> </tr> <tr> <td>Strongly Disagree</td> <td>0</td> <td>0%</td> </tr> </tbody> </table> | Choice | Number | Percentage | Strongly Agree | 8 | 88.89% | Agree | 1 | 11.11% | Uncertain | 0 | 0% | Disagree | 0 | 0% | Strongly Disagree | 0 | 0% | <p>88.9%</p> | | |
| Choice | Number | Percentage | | | | | | | | | | | | | | | | | | | | | |
| Strongly Agree | 8 | 88.89% | | | | | | | | | | | | | | | | | | | | | |
| Agree | 1 | 11.11% | | | | | | | | | | | | | | | | | | | | | |
| Uncertain | 0 | 0% | | | | | | | | | | | | | | | | | | | | | |
| Disagree | 0 | 0% | | | | | | | | | | | | | | | | | | | | | |
| Strongly Disagree | 0 | 0% | | | | | | | | | | | | | | | | | | | | | |
| 4 | I participated actively in the Course | <table border="1"> <thead> <tr> <th>Choice</th> <th>Number</th> <th>Percentage</th> </tr> </thead> <tbody> <tr> <td>Strongly Agree</td> <td>8</td> <td>88.89%</td> </tr> <tr> <td>Agree</td> <td>1</td> <td>11.11%</td> </tr> <tr> <td>Uncertain</td> <td>0</td> <td>0%</td> </tr> <tr> <td>Disagree</td> <td>0</td> <td>0%</td> </tr> <tr> <td>Strongly Disagree</td> <td>0</td> <td>0%</td> </tr> </tbody> </table> | Choice | Number | Percentage | Strongly Agree | 8 | 88.89% | Agree | 1 | 11.11% | Uncertain | 0 | 0% | Disagree | 0 | 0% | Strongly Disagree | 0 | 0% | <p>88.9%</p> | | |
| Choice | Number | Percentage | | | | | | | | | | | | | | | | | | | | | |
| Strongly Agree | 8 | 88.89% | | | | | | | | | | | | | | | | | | | | | |
| Agree | 1 | 11.11% | | | | | | | | | | | | | | | | | | | | | |
| Uncertain | 0 | 0% | | | | | | | | | | | | | | | | | | | | | |
| Disagree | 0 | 0% | | | | | | | | | | | | | | | | | | | | | |
| Strongly Disagree | 0 | 0% | | | | | | | | | | | | | | | | | | | | | |

| 5 | I think I have made progress in this Course | <table border="1"> <thead> <tr> <th>Choice</th> <th>Number</th> <th>Percentage</th> </tr> </thead> <tbody> <tr> <td>Strongly Agree</td> <td>8</td> <td>88.89%</td> </tr> <tr> <td>Agree</td> <td>1</td> <td>11.11%</td> </tr> <tr> <td>Uncertain</td> <td>0</td> <td>0%</td> </tr> <tr> <td>Disagree</td> <td>0</td> <td>0%</td> </tr> <tr> <td>Strongly Disagree</td> <td>0</td> <td>0%</td> </tr> </tbody> </table> | Choice | Number | Percentage | Strongly Agree | 8 | 88.89% | Agree | 1 | 11.11% | Uncertain | 0 | 0% | Disagree | 0 | 0% | Strongly Disagree | 0 | 0% |  <p>88.9%</p> <ul style="list-style-type: none"> ● Stron... ● Agree |
|-------------------|---|---|--------|--------|------------|----------------|---|--------|-------|---|--------|-----------|---|----|----------|---|----|-------------------|---|----|--|
| Choice | Number | Percentage | | | | | | | | | | | | | | | | | | | |
| Strongly Agree | 8 | 88.89% | | | | | | | | | | | | | | | | | | | |
| Agree | 1 | 11.11% | | | | | | | | | | | | | | | | | | | |
| Uncertain | 0 | 0% | | | | | | | | | | | | | | | | | | | |
| Disagree | 0 | 0% | | | | | | | | | | | | | | | | | | | |
| Strongly Disagree | 0 | 0% | | | | | | | | | | | | | | | | | | | |
| 6 | I think the Course was well structured to achieve the learning outcomes (there was a good balance of lectures, tutorials, practical etc.) | <table border="1"> <thead> <tr> <th>Choice</th> <th>Number</th> <th>Percentage</th> </tr> </thead> <tbody> <tr> <td>Strongly Agree</td> <td>8</td> <td>88.89%</td> </tr> <tr> <td>Agree</td> <td>1</td> <td>11.11%</td> </tr> <tr> <td>Uncertain</td> <td>0</td> <td>0%</td> </tr> <tr> <td>Disagree</td> <td>0</td> <td>0%</td> </tr> <tr> <td>Strongly Disagree</td> <td>0</td> <td>0%</td> </tr> </tbody> </table> | Choice | Number | Percentage | Strongly Agree | 8 | 88.89% | Agree | 1 | 11.11% | Uncertain | 0 | 0% | Disagree | 0 | 0% | Strongly Disagree | 0 | 0% |  <p>88.9%</p> <ul style="list-style-type: none"> ● Stron... ● Agree |
| Choice | Number | Percentage | | | | | | | | | | | | | | | | | | | |
| Strongly Agree | 8 | 88.89% | | | | | | | | | | | | | | | | | | | |
| Agree | 1 | 11.11% | | | | | | | | | | | | | | | | | | | |
| Uncertain | 0 | 0% | | | | | | | | | | | | | | | | | | | |
| Disagree | 0 | 0% | | | | | | | | | | | | | | | | | | | |
| Strongly Disagree | 0 | 0% | | | | | | | | | | | | | | | | | | | |
| 7 | The learning and teaching methods encouraged participation | <table border="1"> <thead> <tr> <th>Choice</th> <th>Number</th> <th>Percentage</th> </tr> </thead> <tbody> <tr> <td>Strongly Agree</td> <td>8</td> <td>88.89%</td> </tr> <tr> <td>Agree</td> <td>1</td> <td>11.11%</td> </tr> <tr> <td>Uncertain</td> <td>0</td> <td>0%</td> </tr> <tr> <td>Disagree</td> <td>0</td> <td>0%</td> </tr> <tr> <td>Strongly Disagree</td> <td>0</td> <td>0%</td> </tr> </tbody> </table> | Choice | Number | Percentage | Strongly Agree | 8 | 88.89% | Agree | 1 | 11.11% | Uncertain | 0 | 0% | Disagree | 0 | 0% | Strongly Disagree | 0 | 0% |  <p>88.9%</p> <ul style="list-style-type: none"> ● Stron... ● Agree |
| Choice | Number | Percentage | | | | | | | | | | | | | | | | | | | |
| Strongly Agree | 8 | 88.89% | | | | | | | | | | | | | | | | | | | |
| Agree | 1 | 11.11% | | | | | | | | | | | | | | | | | | | |
| Uncertain | 0 | 0% | | | | | | | | | | | | | | | | | | | |
| Disagree | 0 | 0% | | | | | | | | | | | | | | | | | | | |
| Strongly Disagree | 0 | 0% | | | | | | | | | | | | | | | | | | | |
| 8 | The overall environment in the class was conducive to learning | <table border="1"> <thead> <tr> <th>Choice</th> <th>Number</th> <th>Percentage</th> </tr> </thead> <tbody> <tr> <td>Strongly Agree</td> <td>8</td> <td>88.89%</td> </tr> <tr> <td>Agree</td> <td>1</td> <td>11.11%</td> </tr> <tr> <td>Uncertain</td> <td>0</td> <td>0%</td> </tr> <tr> <td>Disagree</td> <td>0</td> <td>0%</td> </tr> <tr> <td>Strongly Disagree</td> <td>0</td> <td>0%</td> </tr> </tbody> </table> | Choice | Number | Percentage | Strongly Agree | 8 | 88.89% | Agree | 1 | 11.11% | Uncertain | 0 | 0% | Disagree | 0 | 0% | Strongly Disagree | 0 | 0% |  <p>88.9%</p> <ul style="list-style-type: none"> ● Stron... ● Agree |
| Choice | Number | Percentage | | | | | | | | | | | | | | | | | | | |
| Strongly Agree | 8 | 88.89% | | | | | | | | | | | | | | | | | | | |
| Agree | 1 | 11.11% | | | | | | | | | | | | | | | | | | | |
| Uncertain | 0 | 0% | | | | | | | | | | | | | | | | | | | |
| Disagree | 0 | 0% | | | | | | | | | | | | | | | | | | | |
| Strongly Disagree | 0 | 0% | | | | | | | | | | | | | | | | | | | |
| 9 | Classrooms were satisfactory | <table border="1"> <thead> <tr> <th>Choice</th> <th>Number</th> <th>Percentage</th> </tr> </thead> <tbody> <tr> <td>Strongly Agree</td> <td>9</td> <td>100%</td> </tr> <tr> <td>Agree</td> <td>0</td> <td>0%</td> </tr> <tr> <td>Uncertain</td> <td>0</td> <td>0%</td> </tr> <tr> <td>Disagree</td> <td>0</td> <td>0%</td> </tr> <tr> <td>Strongly Disagree</td> <td>0</td> <td>0%</td> </tr> </tbody> </table> | Choice | Number | Percentage | Strongly Agree | 9 | 100% | Agree | 0 | 0% | Uncertain | 0 | 0% | Disagree | 0 | 0% | Strongly Disagree | 0 | 0% |  <p>100%</p> <ul style="list-style-type: none"> ● Stron... |
| Choice | Number | Percentage | | | | | | | | | | | | | | | | | | | |
| Strongly Agree | 9 | 100% | | | | | | | | | | | | | | | | | | | |
| Agree | 0 | 0% | | | | | | | | | | | | | | | | | | | |
| Uncertain | 0 | 0% | | | | | | | | | | | | | | | | | | | |
| Disagree | 0 | 0% | | | | | | | | | | | | | | | | | | | |
| Strongly Disagree | 0 | 0% | | | | | | | | | | | | | | | | | | | |

| 10 | Learning materials (Lesson Plans, Course Notes etc.) were relevant and useful | <table border="1"> <thead> <tr> <th>Choice</th> <th>Number</th> <th>Percentage</th> </tr> </thead> <tbody> <tr> <td>Strongly Agree</td> <td>8</td> <td>88.89%</td> </tr> <tr> <td>Agree</td> <td>1</td> <td>11.11%</td> </tr> <tr> <td>Uncertain</td> <td>0</td> <td>0%</td> </tr> <tr> <td>Disagree</td> <td>0</td> <td>0%</td> </tr> <tr> <td>Strongly Disagree</td> <td>0</td> <td>0%</td> </tr> </tbody> </table> | Choice | Number | Percentage | Strongly Agree | 8 | 88.89% | Agree | 1 | 11.11% | Uncertain | 0 | 0% | Disagree | 0 | 0% | Strongly Disagree | 0 | 0% |  <p>88.9%</p> <ul style="list-style-type: none"> ● Stron... ● Agree |
|-------------------|--|---|--------|--------|------------|----------------|---|--------|-------|---|--------|-----------|---|----|----------|---|----|-------------------|---|----|--|
| Choice | Number | Percentage | | | | | | | | | | | | | | | | | | | |
| Strongly Agree | 8 | 88.89% | | | | | | | | | | | | | | | | | | | |
| Agree | 1 | 11.11% | | | | | | | | | | | | | | | | | | | |
| Uncertain | 0 | 0% | | | | | | | | | | | | | | | | | | | |
| Disagree | 0 | 0% | | | | | | | | | | | | | | | | | | | |
| Strongly Disagree | 0 | 0% | | | | | | | | | | | | | | | | | | | |
| 11 | Recommended reading Books etc. were relevant and appropriate | <table border="1"> <thead> <tr> <th>Choice</th> <th>Number</th> <th>Percentage</th> </tr> </thead> <tbody> <tr> <td>Strongly Agree</td> <td>8</td> <td>88.89%</td> </tr> <tr> <td>Agree</td> <td>1</td> <td>11.11%</td> </tr> <tr> <td>Uncertain</td> <td>0</td> <td>0%</td> </tr> <tr> <td>Disagree</td> <td>0</td> <td>0%</td> </tr> <tr> <td>Strongly Disagree</td> <td>0</td> <td>0%</td> </tr> </tbody> </table> | Choice | Number | Percentage | Strongly Agree | 8 | 88.89% | Agree | 1 | 11.11% | Uncertain | 0 | 0% | Disagree | 0 | 0% | Strongly Disagree | 0 | 0% |  <p>88.9%</p> <ul style="list-style-type: none"> ● Stron... ● Agree |
| Choice | Number | Percentage | | | | | | | | | | | | | | | | | | | |
| Strongly Agree | 8 | 88.89% | | | | | | | | | | | | | | | | | | | |
| Agree | 1 | 11.11% | | | | | | | | | | | | | | | | | | | |
| Uncertain | 0 | 0% | | | | | | | | | | | | | | | | | | | |
| Disagree | 0 | 0% | | | | | | | | | | | | | | | | | | | |
| Strongly Disagree | 0 | 0% | | | | | | | | | | | | | | | | | | | |
| 12 | The provision of learning resources in the library was adequate and appropriate | <table border="1"> <thead> <tr> <th>Choice</th> <th>Number</th> <th>Percentage</th> </tr> </thead> <tbody> <tr> <td>Strongly Agree</td> <td>8</td> <td>88.89%</td> </tr> <tr> <td>Agree</td> <td>1</td> <td>11.11%</td> </tr> <tr> <td>Uncertain</td> <td>0</td> <td>0%</td> </tr> <tr> <td>Disagree</td> <td>0</td> <td>0%</td> </tr> <tr> <td>Strongly Disagree</td> <td>0</td> <td>0%</td> </tr> </tbody> </table> | Choice | Number | Percentage | Strongly Agree | 8 | 88.89% | Agree | 1 | 11.11% | Uncertain | 0 | 0% | Disagree | 0 | 0% | Strongly Disagree | 0 | 0% |  <p>88.9%</p> <ul style="list-style-type: none"> ● Stron... ● Agree |
| Choice | Number | Percentage | | | | | | | | | | | | | | | | | | | |
| Strongly Agree | 8 | 88.89% | | | | | | | | | | | | | | | | | | | |
| Agree | 1 | 11.11% | | | | | | | | | | | | | | | | | | | |
| Uncertain | 0 | 0% | | | | | | | | | | | | | | | | | | | |
| Disagree | 0 | 0% | | | | | | | | | | | | | | | | | | | |
| Strongly Disagree | 0 | 0% | | | | | | | | | | | | | | | | | | | |
| 13 | The provision of learning resources on the Web was adequate and appropriate (if relevant) | <table border="1"> <thead> <tr> <th>Choice</th> <th>Number</th> <th>Percentage</th> </tr> </thead> <tbody> <tr> <td>Strongly Agree</td> <td>8</td> <td>88.89%</td> </tr> <tr> <td>Agree</td> <td>1</td> <td>11.11%</td> </tr> <tr> <td>Uncertain</td> <td>0</td> <td>0%</td> </tr> <tr> <td>Disagree</td> <td>0</td> <td>0%</td> </tr> <tr> <td>Strongly Disagree</td> <td>0</td> <td>0%</td> </tr> </tbody> </table> | Choice | Number | Percentage | Strongly Agree | 8 | 88.89% | Agree | 1 | 11.11% | Uncertain | 0 | 0% | Disagree | 0 | 0% | Strongly Disagree | 0 | 0% |  <p>88.9%</p> <ul style="list-style-type: none"> ● Stron... ● Agree |
| Choice | Number | Percentage | | | | | | | | | | | | | | | | | | | |
| Strongly Agree | 8 | 88.89% | | | | | | | | | | | | | | | | | | | |
| Agree | 1 | 11.11% | | | | | | | | | | | | | | | | | | | |
| Uncertain | 0 | 0% | | | | | | | | | | | | | | | | | | | |
| Disagree | 0 | 0% | | | | | | | | | | | | | | | | | | | |
| Strongly Disagree | 0 | 0% | | | | | | | | | | | | | | | | | | | |
| 14 | The Course stimulated my interest and thought on the subject area | <table border="1"> <thead> <tr> <th>Choice</th> <th>Number</th> <th>Percentage</th> </tr> </thead> <tbody> <tr> <td>Strongly Agree</td> <td>8</td> <td>88.89%</td> </tr> <tr> <td>Agree</td> <td>1</td> <td>11.11%</td> </tr> <tr> <td>Uncertain</td> <td>0</td> <td>0%</td> </tr> <tr> <td>Disagree</td> <td>0</td> <td>0%</td> </tr> <tr> <td>Strongly Disagree</td> <td>0</td> <td>0%</td> </tr> </tbody> </table> | Choice | Number | Percentage | Strongly Agree | 8 | 88.89% | Agree | 1 | 11.11% | Uncertain | 0 | 0% | Disagree | 0 | 0% | Strongly Disagree | 0 | 0% |  <p>88.9%</p> <ul style="list-style-type: none"> ● Stron... ● Agree |
| Choice | Number | Percentage | | | | | | | | | | | | | | | | | | | |
| Strongly Agree | 8 | 88.89% | | | | | | | | | | | | | | | | | | | |
| Agree | 1 | 11.11% | | | | | | | | | | | | | | | | | | | |
| Uncertain | 0 | 0% | | | | | | | | | | | | | | | | | | | |
| Disagree | 0 | 0% | | | | | | | | | | | | | | | | | | | |
| Strongly Disagree | 0 | 0% | | | | | | | | | | | | | | | | | | | |

| 15 | The pace of the Course was appropriate | <table border="1"> <thead> <tr> <th>Choice</th> <th>Number</th> <th>Percentage</th> </tr> </thead> <tbody> <tr> <td>Strongly Agree</td> <td>8</td> <td>88.89%</td> </tr> <tr> <td>Agree</td> <td>1</td> <td>11.11%</td> </tr> <tr> <td>Uncertain</td> <td>0</td> <td>0%</td> </tr> <tr> <td>Disagree</td> <td>0</td> <td>0%</td> </tr> <tr> <td>Strongly Disagree</td> <td>0</td> <td>0%</td> </tr> </tbody> </table> | Choice | Number | Percentage | Strongly Agree | 8 | 88.89% | Agree | 1 | 11.11% | Uncertain | 0 | 0% | Disagree | 0 | 0% | Strongly Disagree | 0 | 0% |  <p>88.9%</p> <ul style="list-style-type: none"> ● Stron... ● Agree |
|-------------------|---|---|--------|--------|------------|----------------|---|--------|-------|---|--------|-----------|---|----|----------|---|----|-------------------|---|----|--|
| Choice | Number | Percentage | | | | | | | | | | | | | | | | | | | |
| Strongly Agree | 8 | 88.89% | | | | | | | | | | | | | | | | | | | |
| Agree | 1 | 11.11% | | | | | | | | | | | | | | | | | | | |
| Uncertain | 0 | 0% | | | | | | | | | | | | | | | | | | | |
| Disagree | 0 | 0% | | | | | | | | | | | | | | | | | | | |
| Strongly Disagree | 0 | 0% | | | | | | | | | | | | | | | | | | | |
| 16 | Ideas and concepts were presented clearly | <table border="1"> <thead> <tr> <th>Choice</th> <th>Number</th> <th>Percentage</th> </tr> </thead> <tbody> <tr> <td>Strongly Agree</td> <td>8</td> <td>88.89%</td> </tr> <tr> <td>Agree</td> <td>1</td> <td>11.11%</td> </tr> <tr> <td>Uncertain</td> <td>0</td> <td>0%</td> </tr> <tr> <td>Disagree</td> <td>0</td> <td>0%</td> </tr> <tr> <td>Strongly Disagree</td> <td>0</td> <td>0%</td> </tr> </tbody> </table> | Choice | Number | Percentage | Strongly Agree | 8 | 88.89% | Agree | 1 | 11.11% | Uncertain | 0 | 0% | Disagree | 0 | 0% | Strongly Disagree | 0 | 0% |  <p>88.9%</p> <ul style="list-style-type: none"> ● Stron... ● Agree |
| Choice | Number | Percentage | | | | | | | | | | | | | | | | | | | |
| Strongly Agree | 8 | 88.89% | | | | | | | | | | | | | | | | | | | |
| Agree | 1 | 11.11% | | | | | | | | | | | | | | | | | | | |
| Uncertain | 0 | 0% | | | | | | | | | | | | | | | | | | | |
| Disagree | 0 | 0% | | | | | | | | | | | | | | | | | | | |
| Strongly Disagree | 0 | 0% | | | | | | | | | | | | | | | | | | | |
| 17 | The method of assessment were reasonable | <table border="1"> <thead> <tr> <th>Choice</th> <th>Number</th> <th>Percentage</th> </tr> </thead> <tbody> <tr> <td>Strongly Agree</td> <td>8</td> <td>88.89%</td> </tr> <tr> <td>Agree</td> <td>1</td> <td>11.11%</td> </tr> <tr> <td>Uncertain</td> <td>0</td> <td>0%</td> </tr> <tr> <td>Disagree</td> <td>0</td> <td>0%</td> </tr> <tr> <td>Strongly Disagree</td> <td>0</td> <td>0%</td> </tr> </tbody> </table> | Choice | Number | Percentage | Strongly Agree | 8 | 88.89% | Agree | 1 | 11.11% | Uncertain | 0 | 0% | Disagree | 0 | 0% | Strongly Disagree | 0 | 0% |  <p>88.9%</p> <ul style="list-style-type: none"> ● Stron... ● Agree |
| Choice | Number | Percentage | | | | | | | | | | | | | | | | | | | |
| Strongly Agree | 8 | 88.89% | | | | | | | | | | | | | | | | | | | |
| Agree | 1 | 11.11% | | | | | | | | | | | | | | | | | | | |
| Uncertain | 0 | 0% | | | | | | | | | | | | | | | | | | | |
| Disagree | 0 | 0% | | | | | | | | | | | | | | | | | | | |
| Strongly Disagree | 0 | 0% | | | | | | | | | | | | | | | | | | | |
| 18 | Feedback on assessment was timely | <table border="1"> <thead> <tr> <th>Choice</th> <th>Number</th> <th>Percentage</th> </tr> </thead> <tbody> <tr> <td>Strongly Agree</td> <td>8</td> <td>88.89%</td> </tr> <tr> <td>Agree</td> <td>1</td> <td>11.11%</td> </tr> <tr> <td>Uncertain</td> <td>0</td> <td>0%</td> </tr> <tr> <td>Disagree</td> <td>0</td> <td>0%</td> </tr> <tr> <td>Strongly Disagree</td> <td>0</td> <td>0%</td> </tr> </tbody> </table> | Choice | Number | Percentage | Strongly Agree | 8 | 88.89% | Agree | 1 | 11.11% | Uncertain | 0 | 0% | Disagree | 0 | 0% | Strongly Disagree | 0 | 0% |  <p>88.9%</p> <ul style="list-style-type: none"> ● Stron... ● Agree |
| Choice | Number | Percentage | | | | | | | | | | | | | | | | | | | |
| Strongly Agree | 8 | 88.89% | | | | | | | | | | | | | | | | | | | |
| Agree | 1 | 11.11% | | | | | | | | | | | | | | | | | | | |
| Uncertain | 0 | 0% | | | | | | | | | | | | | | | | | | | |
| Disagree | 0 | 0% | | | | | | | | | | | | | | | | | | | |
| Strongly Disagree | 0 | 0% | | | | | | | | | | | | | | | | | | | |
| 19 | Feedback on assessment was helpful | <table border="1"> <thead> <tr> <th>Choice</th> <th>Number</th> <th>Percentage</th> </tr> </thead> <tbody> <tr> <td>Strongly Agree</td> <td>8</td> <td>88.89%</td> </tr> <tr> <td>Agree</td> <td>1</td> <td>11.11%</td> </tr> <tr> <td>Uncertain</td> <td>0</td> <td>0%</td> </tr> <tr> <td>Disagree</td> <td>0</td> <td>0%</td> </tr> <tr> <td>Strongly Disagree</td> <td>0</td> <td>0%</td> </tr> </tbody> </table> | Choice | Number | Percentage | Strongly Agree | 8 | 88.89% | Agree | 1 | 11.11% | Uncertain | 0 | 0% | Disagree | 0 | 0% | Strongly Disagree | 0 | 0% |  <p>88.9%</p> <ul style="list-style-type: none"> ● Stron... ● Agree |
| Choice | Number | Percentage | | | | | | | | | | | | | | | | | | | |
| Strongly Agree | 8 | 88.89% | | | | | | | | | | | | | | | | | | | |
| Agree | 1 | 11.11% | | | | | | | | | | | | | | | | | | | |
| Uncertain | 0 | 0% | | | | | | | | | | | | | | | | | | | |
| Disagree | 0 | 0% | | | | | | | | | | | | | | | | | | | |
| Strongly Disagree | 0 | 0% | | | | | | | | | | | | | | | | | | | |

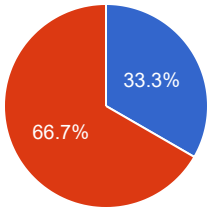
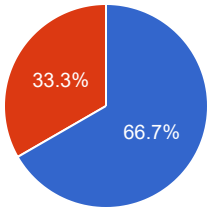
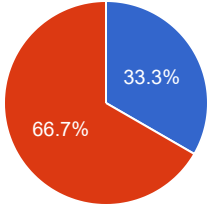
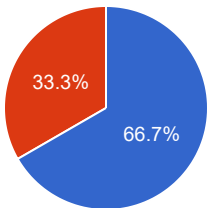
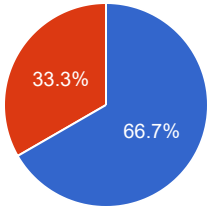
| 20 | I understood the lectures | <table border="1"> <thead> <tr> <th>Choice</th> <th>Number</th> <th>Percentage</th> </tr> </thead> <tbody> <tr> <td>Strongly Agree</td> <td>8</td> <td>88.89%</td> </tr> <tr> <td>Agree</td> <td>0</td> <td>0%</td> </tr> <tr> <td>Uncertain</td> <td>1</td> <td>11.11%</td> </tr> <tr> <td>Disagree</td> <td>0</td> <td>0%</td> </tr> <tr> <td>Strongly Disagree</td> <td>0</td> <td>0%</td> </tr> </tbody> </table> | Choice | Number | Percentage | Strongly Agree | 8 | 88.89% | Agree | 0 | 0% | Uncertain | 1 | 11.11% | Disagree | 0 | 0% | Strongly Disagree | 0 | 0% |  <p>88.9%</p> <ul style="list-style-type: none"> ● Stron... ● Unce... |
|-------------------|---|---|--------|--------|------------|----------------|---|--------|-------|---|--------|-----------|---|--------|----------|---|----|-------------------|---|----|--|
| Choice | Number | Percentage | | | | | | | | | | | | | | | | | | | |
| Strongly Agree | 8 | 88.89% | | | | | | | | | | | | | | | | | | | |
| Agree | 0 | 0% | | | | | | | | | | | | | | | | | | | |
| Uncertain | 1 | 11.11% | | | | | | | | | | | | | | | | | | | |
| Disagree | 0 | 0% | | | | | | | | | | | | | | | | | | | |
| Strongly Disagree | 0 | 0% | | | | | | | | | | | | | | | | | | | |
| 21 | The material was well organized and presented | <table border="1"> <thead> <tr> <th>Choice</th> <th>Number</th> <th>Percentage</th> </tr> </thead> <tbody> <tr> <td>Strongly Agree</td> <td>8</td> <td>88.89%</td> </tr> <tr> <td>Agree</td> <td>1</td> <td>11.11%</td> </tr> <tr> <td>Uncertain</td> <td>0</td> <td>0%</td> </tr> <tr> <td>Disagree</td> <td>0</td> <td>0%</td> </tr> <tr> <td>Strongly Disagree</td> <td>0</td> <td>0%</td> </tr> </tbody> </table> | Choice | Number | Percentage | Strongly Agree | 8 | 88.89% | Agree | 1 | 11.11% | Uncertain | 0 | 0% | Disagree | 0 | 0% | Strongly Disagree | 0 | 0% |  <p>88.9%</p> <ul style="list-style-type: none"> ● Stron... ● Agree |
| Choice | Number | Percentage | | | | | | | | | | | | | | | | | | | |
| Strongly Agree | 8 | 88.89% | | | | | | | | | | | | | | | | | | | |
| Agree | 1 | 11.11% | | | | | | | | | | | | | | | | | | | |
| Uncertain | 0 | 0% | | | | | | | | | | | | | | | | | | | |
| Disagree | 0 | 0% | | | | | | | | | | | | | | | | | | | |
| Strongly Disagree | 0 | 0% | | | | | | | | | | | | | | | | | | | |
| 22 | The instructor was responsive to student needs and problems | <table border="1"> <thead> <tr> <th>Choice</th> <th>Number</th> <th>Percentage</th> </tr> </thead> <tbody> <tr> <td>Strongly Agree</td> <td>8</td> <td>88.89%</td> </tr> <tr> <td>Agree</td> <td>1</td> <td>11.11%</td> </tr> <tr> <td>Uncertain</td> <td>0</td> <td>0%</td> </tr> <tr> <td>Disagree</td> <td>0</td> <td>0%</td> </tr> <tr> <td>Strongly Disagree</td> <td>0</td> <td>0%</td> </tr> </tbody> </table> | Choice | Number | Percentage | Strongly Agree | 8 | 88.89% | Agree | 1 | 11.11% | Uncertain | 0 | 0% | Disagree | 0 | 0% | Strongly Disagree | 0 | 0% |  <p>88.9%</p> <ul style="list-style-type: none"> ● Stron... ● Agree |
| Choice | Number | Percentage | | | | | | | | | | | | | | | | | | | |
| Strongly Agree | 8 | 88.89% | | | | | | | | | | | | | | | | | | | |
| Agree | 1 | 11.11% | | | | | | | | | | | | | | | | | | | |
| Uncertain | 0 | 0% | | | | | | | | | | | | | | | | | | | |
| Disagree | 0 | 0% | | | | | | | | | | | | | | | | | | | |
| Strongly Disagree | 0 | 0% | | | | | | | | | | | | | | | | | | | |
| 23 | Had the instructor been regular throughout the course | <table border="1"> <thead> <tr> <th>Choice</th> <th>Number</th> <th>Percentage</th> </tr> </thead> <tbody> <tr> <td>Strongly Agree</td> <td>9</td> <td>100%</td> </tr> <tr> <td>Agree</td> <td>0</td> <td>0%</td> </tr> <tr> <td>Uncertain</td> <td>0</td> <td>0%</td> </tr> <tr> <td>Disagree</td> <td>0</td> <td>0%</td> </tr> <tr> <td>Strongly Disagree</td> <td>0</td> <td>0%</td> </tr> </tbody> </table> | Choice | Number | Percentage | Strongly Agree | 9 | 100% | Agree | 0 | 0% | Uncertain | 0 | 0% | Disagree | 0 | 0% | Strongly Disagree | 0 | 0% |  <p>100%</p> <ul style="list-style-type: none"> ● Stron... |
| Choice | Number | Percentage | | | | | | | | | | | | | | | | | | | |
| Strongly Agree | 9 | 100% | | | | | | | | | | | | | | | | | | | |
| Agree | 0 | 0% | | | | | | | | | | | | | | | | | | | |
| Uncertain | 0 | 0% | | | | | | | | | | | | | | | | | | | |
| Disagree | 0 | 0% | | | | | | | | | | | | | | | | | | | |
| Strongly Disagree | 0 | 0% | | | | | | | | | | | | | | | | | | | |
| 24 | The material in the tutorials was useful | <table border="1"> <thead> <tr> <th>Choice</th> <th>Number</th> <th>Percentage</th> </tr> </thead> <tbody> <tr> <td>Strongly Agree</td> <td>8</td> <td>88.89%</td> </tr> <tr> <td>Agree</td> <td>1</td> <td>11.11%</td> </tr> <tr> <td>Uncertain</td> <td>0</td> <td>0%</td> </tr> <tr> <td>Disagree</td> <td>0</td> <td>0%</td> </tr> <tr> <td>Strongly Disagree</td> <td>0</td> <td>0%</td> </tr> </tbody> </table> | Choice | Number | Percentage | Strongly Agree | 8 | 88.89% | Agree | 1 | 11.11% | Uncertain | 0 | 0% | Disagree | 0 | 0% | Strongly Disagree | 0 | 0% |  <p>88.9%</p> <ul style="list-style-type: none"> ● Stron... ● Agree |
| Choice | Number | Percentage | | | | | | | | | | | | | | | | | | | |
| Strongly Agree | 8 | 88.89% | | | | | | | | | | | | | | | | | | | |
| Agree | 1 | 11.11% | | | | | | | | | | | | | | | | | | | |
| Uncertain | 0 | 0% | | | | | | | | | | | | | | | | | | | |
| Disagree | 0 | 0% | | | | | | | | | | | | | | | | | | | |
| Strongly Disagree | 0 | 0% | | | | | | | | | | | | | | | | | | | |

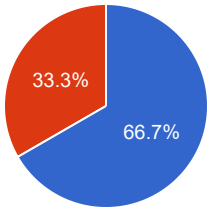
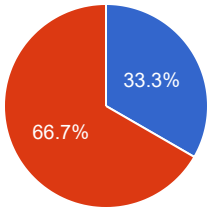
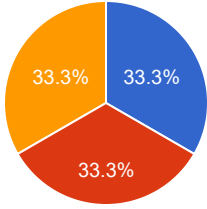
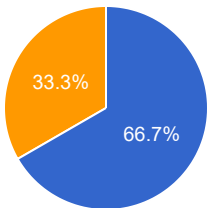
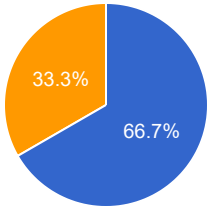
| 25 | I was happy with the amount of work needed for tutorials | <table border="1"> <thead> <tr> <th>Choice</th> <th>Number</th> <th>Percentage</th> </tr> </thead> <tbody> <tr> <td>Strongly Agree</td> <td>8</td> <td>88.89%</td> </tr> <tr> <td>Agree</td> <td>1</td> <td>11.11%</td> </tr> <tr> <td>Uncertain</td> <td>0</td> <td>0%</td> </tr> <tr> <td>Disagree</td> <td>0</td> <td>0%</td> </tr> <tr> <td>Strongly Disagree</td> <td>0</td> <td>0%</td> </tr> </tbody> </table> | Choice | Number | Percentage | Strongly Agree | 8 | 88.89% | Agree | 1 | 11.11% | Uncertain | 0 | 0% | Disagree | 0 | 0% | Strongly Disagree | 0 | 0% |  <p>88.9%</p> <ul style="list-style-type: none"> ● Stron... ● Agree |
|-------------------|--|--|--------|--------|------------|----------------|---|--------|-------|---|--------|-----------|---|----|----------|---|----|-------------------|---|----|--|
| Choice | Number | Percentage | | | | | | | | | | | | | | | | | | | |
| Strongly Agree | 8 | 88.89% | | | | | | | | | | | | | | | | | | | |
| Agree | 1 | 11.11% | | | | | | | | | | | | | | | | | | | |
| Uncertain | 0 | 0% | | | | | | | | | | | | | | | | | | | |
| Disagree | 0 | 0% | | | | | | | | | | | | | | | | | | | |
| Strongly Disagree | 0 | 0% | | | | | | | | | | | | | | | | | | | |
| 26 | The tutor dealt effectively with my problems | <table border="1"> <thead> <tr> <th>Choice</th> <th>Number</th> <th>Percentage</th> </tr> </thead> <tbody> <tr> <td>Strongly Agree</td> <td>8</td> <td>88.89%</td> </tr> <tr> <td>Agree</td> <td>1</td> <td>11.11%</td> </tr> <tr> <td>Uncertain</td> <td>0</td> <td>0%</td> </tr> <tr> <td>Disagree</td> <td>0</td> <td>0%</td> </tr> <tr> <td>Strongly Disagree</td> <td>0</td> <td>0%</td> </tr> </tbody> </table> | Choice | Number | Percentage | Strongly Agree | 8 | 88.89% | Agree | 1 | 11.11% | Uncertain | 0 | 0% | Disagree | 0 | 0% | Strongly Disagree | 0 | 0% |  <p>88.9%</p> <ul style="list-style-type: none"> ● Stron... ● Agree |
| Choice | Number | Percentage | | | | | | | | | | | | | | | | | | | |
| Strongly Agree | 8 | 88.89% | | | | | | | | | | | | | | | | | | | |
| Agree | 1 | 11.11% | | | | | | | | | | | | | | | | | | | |
| Uncertain | 0 | 0% | | | | | | | | | | | | | | | | | | | |
| Disagree | 0 | 0% | | | | | | | | | | | | | | | | | | | |
| Strongly Disagree | 0 | 0% | | | | | | | | | | | | | | | | | | | |
| 27 | The material in the practicals was useful | <table border="1"> <thead> <tr> <th>Choice</th> <th>Number</th> <th>Percentage</th> </tr> </thead> <tbody> <tr> <td>Strongly Agree</td> <td>8</td> <td>88.89%</td> </tr> <tr> <td>Agree</td> <td>1</td> <td>11.11%</td> </tr> <tr> <td>Uncertain</td> <td>0</td> <td>0%</td> </tr> <tr> <td>Disagree</td> <td>0</td> <td>0%</td> </tr> <tr> <td>Strongly Disagree</td> <td>0</td> <td>0%</td> </tr> </tbody> </table> | Choice | Number | Percentage | Strongly Agree | 8 | 88.89% | Agree | 1 | 11.11% | Uncertain | 0 | 0% | Disagree | 0 | 0% | Strongly Disagree | 0 | 0% |  <p>88.9%</p> <ul style="list-style-type: none"> ● Stron... ● Agree |
| Choice | Number | Percentage | | | | | | | | | | | | | | | | | | | |
| Strongly Agree | 8 | 88.89% | | | | | | | | | | | | | | | | | | | |
| Agree | 1 | 11.11% | | | | | | | | | | | | | | | | | | | |
| Uncertain | 0 | 0% | | | | | | | | | | | | | | | | | | | |
| Disagree | 0 | 0% | | | | | | | | | | | | | | | | | | | |
| Strongly Disagree | 0 | 0% | | | | | | | | | | | | | | | | | | | |
| 28 | The demonstrators dealt effectively with my problems | <table border="1"> <thead> <tr> <th>Choice</th> <th>Number</th> <th>Percentage</th> </tr> </thead> <tbody> <tr> <td>Strongly Agree</td> <td>8</td> <td>88.89%</td> </tr> <tr> <td>Agree</td> <td>1</td> <td>11.11%</td> </tr> <tr> <td>Uncertain</td> <td>0</td> <td>0%</td> </tr> <tr> <td>Disagree</td> <td>0</td> <td>0%</td> </tr> <tr> <td>Strongly Disagree</td> <td>0</td> <td>0%</td> </tr> </tbody> </table> | Choice | Number | Percentage | Strongly Agree | 8 | 88.89% | Agree | 1 | 11.11% | Uncertain | 0 | 0% | Disagree | 0 | 0% | Strongly Disagree | 0 | 0% |  <p>88.9%</p> <ul style="list-style-type: none"> ● Stron... ● Agree |
| Choice | Number | Percentage | | | | | | | | | | | | | | | | | | | |
| Strongly Agree | 8 | 88.89% | | | | | | | | | | | | | | | | | | | |
| Agree | 1 | 11.11% | | | | | | | | | | | | | | | | | | | |
| Uncertain | 0 | 0% | | | | | | | | | | | | | | | | | | | |
| Disagree | 0 | 0% | | | | | | | | | | | | | | | | | | | |
| Strongly Disagree | 0 | 0% | | | | | | | | | | | | | | | | | | | |
| 29 | The best features of the Course were | <p>INCREASE INFORMATION ABOUT ACCOUNTS accountant all the things increase numerical skill i think all the material was valuable to me and my work or personal life Important for future informational accounting is our base so in accounting we learned lot of things and accounting improve our knowledge skills our teacher said wali is very honest teacher and b accounting skills is improved</p> | | | | | | | | | | | | | | | | | | | |

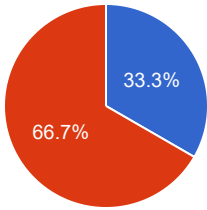
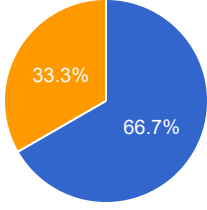
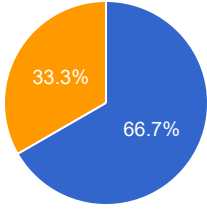
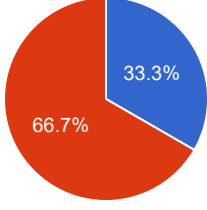
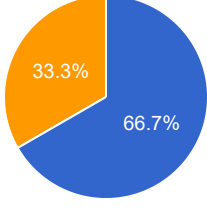
| | | |
|----|--|--|
| 30 | The Course could have been improved by | TEACHER study hard nothing all good both i think the course needs to be updated. Teacher both by teacher and students and teachers |
| 31 | The University does not tolerate discrimination on any irrelevant distinction (e.g. race, age, gender) and is committed to work with diversity in a wholly positive way. Please indicate below anything in relation to this Course which may run counter to this objective | ok No comments |

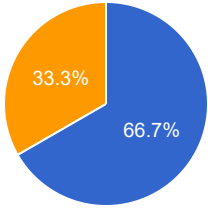
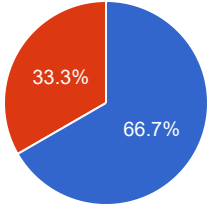
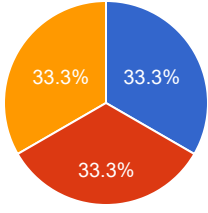
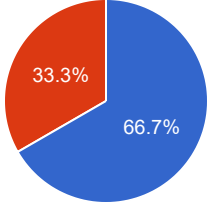
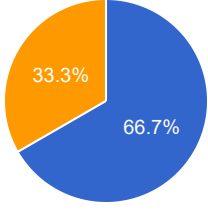
Course Evaluation - Program: 0238

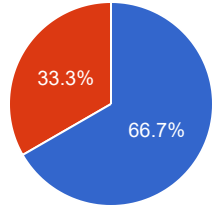
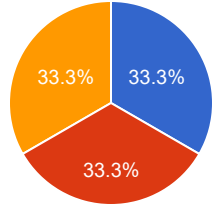
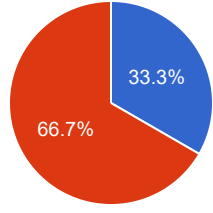
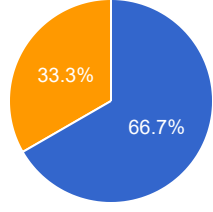
| Teacher Name: SAID WALI | | Course ID: ACC-501 Course Title: Managerial Accounting | | Session: 2018 Fall | | | | | | | | | | | | | | | | | | | |
|-------------------------------|--|---|--------|--------------------|------------|----------------|---|--------|-------|---|--------|-----------|---|----|----------|---|----|-------------------|---|----|--|--|--|
| Shift: After noon -- Section: | | Total Strength: 19 | | Attempted: 3 | | | | | | | | | | | | | | | | | | | |
| S.No | Question | Opinions | | | Chart | | | | | | | | | | | | | | | | | | |
| 1 | The course objectives were clear | <table border="1"> <thead> <tr> <th>Choice</th> <th>Number</th> <th>Percentage</th> </tr> </thead> <tbody> <tr> <td>Strongly Agree</td> <td>2</td> <td>66.67%</td> </tr> <tr> <td>Agree</td> <td>1</td> <td>33.33%</td> </tr> <tr> <td>Uncertain</td> <td>0</td> <td>0%</td> </tr> <tr> <td>Disagree</td> <td>0</td> <td>0%</td> </tr> <tr> <td>Strongly Disagree</td> <td>0</td> <td>0%</td> </tr> </tbody> </table> | Choice | Number | Percentage | Strongly Agree | 2 | 66.67% | Agree | 1 | 33.33% | Uncertain | 0 | 0% | Disagree | 0 | 0% | Strongly Disagree | 0 | 0% | | | |
| Choice | Number | Percentage | | | | | | | | | | | | | | | | | | | | | |
| Strongly Agree | 2 | 66.67% | | | | | | | | | | | | | | | | | | | | | |
| Agree | 1 | 33.33% | | | | | | | | | | | | | | | | | | | | | |
| Uncertain | 0 | 0% | | | | | | | | | | | | | | | | | | | | | |
| Disagree | 0 | 0% | | | | | | | | | | | | | | | | | | | | | |
| Strongly Disagree | 0 | 0% | | | | | | | | | | | | | | | | | | | | | |
| 2 | The Course workload was manageable | <table border="1"> <thead> <tr> <th>Choice</th> <th>Number</th> <th>Percentage</th> </tr> </thead> <tbody> <tr> <td>Strongly Agree</td> <td>1</td> <td>33.33%</td> </tr> <tr> <td>Agree</td> <td>2</td> <td>66.67%</td> </tr> <tr> <td>Uncertain</td> <td>0</td> <td>0%</td> </tr> <tr> <td>Disagree</td> <td>0</td> <td>0%</td> </tr> <tr> <td>Strongly Disagree</td> <td>0</td> <td>0%</td> </tr> </tbody> </table> | Choice | Number | Percentage | Strongly Agree | 1 | 33.33% | Agree | 2 | 66.67% | Uncertain | 0 | 0% | Disagree | 0 | 0% | Strongly Disagree | 0 | 0% | | | |
| Choice | Number | Percentage | | | | | | | | | | | | | | | | | | | | | |
| Strongly Agree | 1 | 33.33% | | | | | | | | | | | | | | | | | | | | | |
| Agree | 2 | 66.67% | | | | | | | | | | | | | | | | | | | | | |
| Uncertain | 0 | 0% | | | | | | | | | | | | | | | | | | | | | |
| Disagree | 0 | 0% | | | | | | | | | | | | | | | | | | | | | |
| Strongly Disagree | 0 | 0% | | | | | | | | | | | | | | | | | | | | | |
| 3 | The Course was well organized (e.g. timely access to materials, notification of changes, etc.) | <table border="1"> <thead> <tr> <th>Choice</th> <th>Number</th> <th>Percentage</th> </tr> </thead> <tbody> <tr> <td>Strongly Agree</td> <td>2</td> <td>66.67%</td> </tr> <tr> <td>Agree</td> <td>1</td> <td>33.33%</td> </tr> <tr> <td>Uncertain</td> <td>0</td> <td>0%</td> </tr> <tr> <td>Disagree</td> <td>0</td> <td>0%</td> </tr> <tr> <td>Strongly Disagree</td> <td>0</td> <td>0%</td> </tr> </tbody> </table> | Choice | Number | Percentage | Strongly Agree | 2 | 66.67% | Agree | 1 | 33.33% | Uncertain | 0 | 0% | Disagree | 0 | 0% | Strongly Disagree | 0 | 0% | | | |
| Choice | Number | Percentage | | | | | | | | | | | | | | | | | | | | | |
| Strongly Agree | 2 | 66.67% | | | | | | | | | | | | | | | | | | | | | |
| Agree | 1 | 33.33% | | | | | | | | | | | | | | | | | | | | | |
| Uncertain | 0 | 0% | | | | | | | | | | | | | | | | | | | | | |
| Disagree | 0 | 0% | | | | | | | | | | | | | | | | | | | | | |
| Strongly Disagree | 0 | 0% | | | | | | | | | | | | | | | | | | | | | |
| 4 | I participated actively in the Course | <table border="1"> <thead> <tr> <th>Choice</th> <th>Number</th> <th>Percentage</th> </tr> </thead> <tbody> <tr> <td>Strongly Agree</td> <td>2</td> <td>66.67%</td> </tr> <tr> <td>Agree</td> <td>1</td> <td>33.33%</td> </tr> <tr> <td>Uncertain</td> <td>0</td> <td>0%</td> </tr> <tr> <td>Disagree</td> <td>0</td> <td>0%</td> </tr> <tr> <td>Strongly Disagree</td> <td>0</td> <td>0%</td> </tr> </tbody> </table> | Choice | Number | Percentage | Strongly Agree | 2 | 66.67% | Agree | 1 | 33.33% | Uncertain | 0 | 0% | Disagree | 0 | 0% | Strongly Disagree | 0 | 0% | | | |
| Choice | Number | Percentage | | | | | | | | | | | | | | | | | | | | | |
| Strongly Agree | 2 | 66.67% | | | | | | | | | | | | | | | | | | | | | |
| Agree | 1 | 33.33% | | | | | | | | | | | | | | | | | | | | | |
| Uncertain | 0 | 0% | | | | | | | | | | | | | | | | | | | | | |
| Disagree | 0 | 0% | | | | | | | | | | | | | | | | | | | | | |
| Strongly Disagree | 0 | 0% | | | | | | | | | | | | | | | | | | | | | |

| 5 | I think I have made progress in this Course | <table border="1"> <thead> <tr> <th>Choice</th> <th>Number</th> <th>Percentage</th> </tr> </thead> <tbody> <tr> <td>Strongly Agree</td> <td>1</td> <td>33.33%</td> </tr> <tr> <td>Agree</td> <td>2</td> <td>66.67%</td> </tr> <tr> <td>Uncertain</td> <td>0</td> <td>0%</td> </tr> <tr> <td>Disagree</td> <td>0</td> <td>0%</td> </tr> <tr> <td>Strongly Disagree</td> <td>0</td> <td>0%</td> </tr> </tbody> </table> | Choice | Number | Percentage | Strongly Agree | 1 | 33.33% | Agree | 2 | 66.67% | Uncertain | 0 | 0% | Disagree | 0 | 0% | Strongly Disagree | 0 | 0% |  <p>● Stron... ● Agree</p> |
|-------------------|---|---|--------|--------|------------|----------------|---|--------|-------|---|--------|-----------|---|----|----------|---|----|-------------------|---|----|---|
| Choice | Number | Percentage | | | | | | | | | | | | | | | | | | | |
| Strongly Agree | 1 | 33.33% | | | | | | | | | | | | | | | | | | | |
| Agree | 2 | 66.67% | | | | | | | | | | | | | | | | | | | |
| Uncertain | 0 | 0% | | | | | | | | | | | | | | | | | | | |
| Disagree | 0 | 0% | | | | | | | | | | | | | | | | | | | |
| Strongly Disagree | 0 | 0% | | | | | | | | | | | | | | | | | | | |
| 6 | I think the Course was well structured to achieve the learning outcomes (there was a good balance of lectures, tutorials, practical etc.) | <table border="1"> <thead> <tr> <th>Choice</th> <th>Number</th> <th>Percentage</th> </tr> </thead> <tbody> <tr> <td>Strongly Agree</td> <td>2</td> <td>66.67%</td> </tr> <tr> <td>Agree</td> <td>1</td> <td>33.33%</td> </tr> <tr> <td>Uncertain</td> <td>0</td> <td>0%</td> </tr> <tr> <td>Disagree</td> <td>0</td> <td>0%</td> </tr> <tr> <td>Strongly Disagree</td> <td>0</td> <td>0%</td> </tr> </tbody> </table> | Choice | Number | Percentage | Strongly Agree | 2 | 66.67% | Agree | 1 | 33.33% | Uncertain | 0 | 0% | Disagree | 0 | 0% | Strongly Disagree | 0 | 0% |  <p>● Stron... ● Agree</p> |
| Choice | Number | Percentage | | | | | | | | | | | | | | | | | | | |
| Strongly Agree | 2 | 66.67% | | | | | | | | | | | | | | | | | | | |
| Agree | 1 | 33.33% | | | | | | | | | | | | | | | | | | | |
| Uncertain | 0 | 0% | | | | | | | | | | | | | | | | | | | |
| Disagree | 0 | 0% | | | | | | | | | | | | | | | | | | | |
| Strongly Disagree | 0 | 0% | | | | | | | | | | | | | | | | | | | |
| 7 | The learning and teaching methods encouraged participation | <table border="1"> <thead> <tr> <th>Choice</th> <th>Number</th> <th>Percentage</th> </tr> </thead> <tbody> <tr> <td>Strongly Agree</td> <td>1</td> <td>33.33%</td> </tr> <tr> <td>Agree</td> <td>2</td> <td>66.67%</td> </tr> <tr> <td>Uncertain</td> <td>0</td> <td>0%</td> </tr> <tr> <td>Disagree</td> <td>0</td> <td>0%</td> </tr> <tr> <td>Strongly Disagree</td> <td>0</td> <td>0%</td> </tr> </tbody> </table> | Choice | Number | Percentage | Strongly Agree | 1 | 33.33% | Agree | 2 | 66.67% | Uncertain | 0 | 0% | Disagree | 0 | 0% | Strongly Disagree | 0 | 0% |  <p>● Stron... ● Agree</p> |
| Choice | Number | Percentage | | | | | | | | | | | | | | | | | | | |
| Strongly Agree | 1 | 33.33% | | | | | | | | | | | | | | | | | | | |
| Agree | 2 | 66.67% | | | | | | | | | | | | | | | | | | | |
| Uncertain | 0 | 0% | | | | | | | | | | | | | | | | | | | |
| Disagree | 0 | 0% | | | | | | | | | | | | | | | | | | | |
| Strongly Disagree | 0 | 0% | | | | | | | | | | | | | | | | | | | |
| 8 | The overall environment in the class was conducive to learning | <table border="1"> <thead> <tr> <th>Choice</th> <th>Number</th> <th>Percentage</th> </tr> </thead> <tbody> <tr> <td>Strongly Agree</td> <td>2</td> <td>66.67%</td> </tr> <tr> <td>Agree</td> <td>1</td> <td>33.33%</td> </tr> <tr> <td>Uncertain</td> <td>0</td> <td>0%</td> </tr> <tr> <td>Disagree</td> <td>0</td> <td>0%</td> </tr> <tr> <td>Strongly Disagree</td> <td>0</td> <td>0%</td> </tr> </tbody> </table> | Choice | Number | Percentage | Strongly Agree | 2 | 66.67% | Agree | 1 | 33.33% | Uncertain | 0 | 0% | Disagree | 0 | 0% | Strongly Disagree | 0 | 0% |  <p>● Stron... ● Agree</p> |
| Choice | Number | Percentage | | | | | | | | | | | | | | | | | | | |
| Strongly Agree | 2 | 66.67% | | | | | | | | | | | | | | | | | | | |
| Agree | 1 | 33.33% | | | | | | | | | | | | | | | | | | | |
| Uncertain | 0 | 0% | | | | | | | | | | | | | | | | | | | |
| Disagree | 0 | 0% | | | | | | | | | | | | | | | | | | | |
| Strongly Disagree | 0 | 0% | | | | | | | | | | | | | | | | | | | |
| 9 | Classrooms were satisfactory | <table border="1"> <thead> <tr> <th>Choice</th> <th>Number</th> <th>Percentage</th> </tr> </thead> <tbody> <tr> <td>Strongly Agree</td> <td>2</td> <td>66.67%</td> </tr> <tr> <td>Agree</td> <td>1</td> <td>33.33%</td> </tr> <tr> <td>Uncertain</td> <td>0</td> <td>0%</td> </tr> <tr> <td>Disagree</td> <td>0</td> <td>0%</td> </tr> <tr> <td>Strongly Disagree</td> <td>0</td> <td>0%</td> </tr> </tbody> </table> | Choice | Number | Percentage | Strongly Agree | 2 | 66.67% | Agree | 1 | 33.33% | Uncertain | 0 | 0% | Disagree | 0 | 0% | Strongly Disagree | 0 | 0% |  <p>● Stron... ● Agree</p> |
| Choice | Number | Percentage | | | | | | | | | | | | | | | | | | | |
| Strongly Agree | 2 | 66.67% | | | | | | | | | | | | | | | | | | | |
| Agree | 1 | 33.33% | | | | | | | | | | | | | | | | | | | |
| Uncertain | 0 | 0% | | | | | | | | | | | | | | | | | | | |
| Disagree | 0 | 0% | | | | | | | | | | | | | | | | | | | |
| Strongly Disagree | 0 | 0% | | | | | | | | | | | | | | | | | | | |

| 10 | Learning materials (Lesson Plans, Course Notes etc.) were relevant and useful | <table border="1"> <thead> <tr> <th>Choice</th> <th>Number</th> <th>Percentage</th> </tr> </thead> <tbody> <tr> <td>Strongly Agree</td> <td>2</td> <td>66.67%</td> </tr> <tr> <td>Agree</td> <td>1</td> <td>33.33%</td> </tr> <tr> <td>Uncertain</td> <td>0</td> <td>0%</td> </tr> <tr> <td>Disagree</td> <td>0</td> <td>0%</td> </tr> <tr> <td>Strongly Disagree</td> <td>0</td> <td>0%</td> </tr> </tbody> </table> | Choice | Number | Percentage | Strongly Agree | 2 | 66.67% | Agree | 1 | 33.33% | Uncertain | 0 | 0% | Disagree | 0 | 0% | Strongly Disagree | 0 | 0% |  <p> ● Stron... ● Agree </p> |
|-------------------|--|---|--------|--------|------------|----------------|---|--------|-------|---|--------|-----------|---|--------|----------|---|----|-------------------|---|----|---|
| Choice | Number | Percentage | | | | | | | | | | | | | | | | | | | |
| Strongly Agree | 2 | 66.67% | | | | | | | | | | | | | | | | | | | |
| Agree | 1 | 33.33% | | | | | | | | | | | | | | | | | | | |
| Uncertain | 0 | 0% | | | | | | | | | | | | | | | | | | | |
| Disagree | 0 | 0% | | | | | | | | | | | | | | | | | | | |
| Strongly Disagree | 0 | 0% | | | | | | | | | | | | | | | | | | | |
| 11 | Recommended reading Books etc. were relevant and appropriate | <table border="1"> <thead> <tr> <th>Choice</th> <th>Number</th> <th>Percentage</th> </tr> </thead> <tbody> <tr> <td>Strongly Agree</td> <td>1</td> <td>33.33%</td> </tr> <tr> <td>Agree</td> <td>2</td> <td>66.67%</td> </tr> <tr> <td>Uncertain</td> <td>0</td> <td>0%</td> </tr> <tr> <td>Disagree</td> <td>0</td> <td>0%</td> </tr> <tr> <td>Strongly Disagree</td> <td>0</td> <td>0%</td> </tr> </tbody> </table> | Choice | Number | Percentage | Strongly Agree | 1 | 33.33% | Agree | 2 | 66.67% | Uncertain | 0 | 0% | Disagree | 0 | 0% | Strongly Disagree | 0 | 0% |  <p> ● Stron... ● Agree </p> |
| Choice | Number | Percentage | | | | | | | | | | | | | | | | | | | |
| Strongly Agree | 1 | 33.33% | | | | | | | | | | | | | | | | | | | |
| Agree | 2 | 66.67% | | | | | | | | | | | | | | | | | | | |
| Uncertain | 0 | 0% | | | | | | | | | | | | | | | | | | | |
| Disagree | 0 | 0% | | | | | | | | | | | | | | | | | | | |
| Strongly Disagree | 0 | 0% | | | | | | | | | | | | | | | | | | | |
| 12 | The provision of learning resources in the library was adequate and appropriate | <table border="1"> <thead> <tr> <th>Choice</th> <th>Number</th> <th>Percentage</th> </tr> </thead> <tbody> <tr> <td>Strongly Agree</td> <td>1</td> <td>33.33%</td> </tr> <tr> <td>Agree</td> <td>1</td> <td>33.33%</td> </tr> <tr> <td>Uncertain</td> <td>1</td> <td>33.33%</td> </tr> <tr> <td>Disagree</td> <td>0</td> <td>0%</td> </tr> <tr> <td>Strongly Disagree</td> <td>0</td> <td>0%</td> </tr> </tbody> </table> | Choice | Number | Percentage | Strongly Agree | 1 | 33.33% | Agree | 1 | 33.33% | Uncertain | 1 | 33.33% | Disagree | 0 | 0% | Strongly Disagree | 0 | 0% |  <p> ● Stron... ● Agree ● Unce... </p> |
| Choice | Number | Percentage | | | | | | | | | | | | | | | | | | | |
| Strongly Agree | 1 | 33.33% | | | | | | | | | | | | | | | | | | | |
| Agree | 1 | 33.33% | | | | | | | | | | | | | | | | | | | |
| Uncertain | 1 | 33.33% | | | | | | | | | | | | | | | | | | | |
| Disagree | 0 | 0% | | | | | | | | | | | | | | | | | | | |
| Strongly Disagree | 0 | 0% | | | | | | | | | | | | | | | | | | | |
| 13 | The provision of learning resources on the Web was adequate and appropriate (if relevant) | <table border="1"> <thead> <tr> <th>Choice</th> <th>Number</th> <th>Percentage</th> </tr> </thead> <tbody> <tr> <td>Strongly Agree</td> <td>2</td> <td>66.67%</td> </tr> <tr> <td>Agree</td> <td>0</td> <td>0%</td> </tr> <tr> <td>Uncertain</td> <td>1</td> <td>33.33%</td> </tr> <tr> <td>Disagree</td> <td>0</td> <td>0%</td> </tr> <tr> <td>Strongly Disagree</td> <td>0</td> <td>0%</td> </tr> </tbody> </table> | Choice | Number | Percentage | Strongly Agree | 2 | 66.67% | Agree | 0 | 0% | Uncertain | 1 | 33.33% | Disagree | 0 | 0% | Strongly Disagree | 0 | 0% |  <p> ● Stron... ● Unce... </p> |
| Choice | Number | Percentage | | | | | | | | | | | | | | | | | | | |
| Strongly Agree | 2 | 66.67% | | | | | | | | | | | | | | | | | | | |
| Agree | 0 | 0% | | | | | | | | | | | | | | | | | | | |
| Uncertain | 1 | 33.33% | | | | | | | | | | | | | | | | | | | |
| Disagree | 0 | 0% | | | | | | | | | | | | | | | | | | | |
| Strongly Disagree | 0 | 0% | | | | | | | | | | | | | | | | | | | |
| 14 | The Course stimulated my interest and thought on the subject area | <table border="1"> <thead> <tr> <th>Choice</th> <th>Number</th> <th>Percentage</th> </tr> </thead> <tbody> <tr> <td>Strongly Agree</td> <td>2</td> <td>66.67%</td> </tr> <tr> <td>Agree</td> <td>0</td> <td>0%</td> </tr> <tr> <td>Uncertain</td> <td>1</td> <td>33.33%</td> </tr> <tr> <td>Disagree</td> <td>0</td> <td>0%</td> </tr> <tr> <td>Strongly Disagree</td> <td>0</td> <td>0%</td> </tr> </tbody> </table> | Choice | Number | Percentage | Strongly Agree | 2 | 66.67% | Agree | 0 | 0% | Uncertain | 1 | 33.33% | Disagree | 0 | 0% | Strongly Disagree | 0 | 0% |  <p> ● Stron... ● Unce... </p> |
| Choice | Number | Percentage | | | | | | | | | | | | | | | | | | | |
| Strongly Agree | 2 | 66.67% | | | | | | | | | | | | | | | | | | | |
| Agree | 0 | 0% | | | | | | | | | | | | | | | | | | | |
| Uncertain | 1 | 33.33% | | | | | | | | | | | | | | | | | | | |
| Disagree | 0 | 0% | | | | | | | | | | | | | | | | | | | |
| Strongly Disagree | 0 | 0% | | | | | | | | | | | | | | | | | | | |

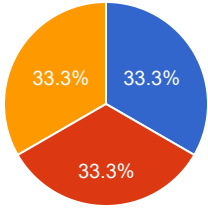
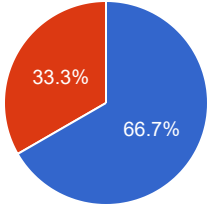
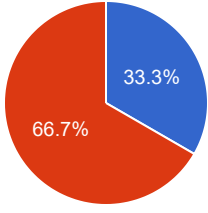
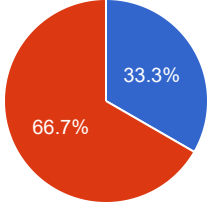
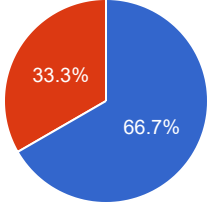
| 15 | The pace of the Course was appropriate | <table border="1"> <thead> <tr> <th>Choice</th> <th>Number</th> <th>Percentage</th> </tr> </thead> <tbody> <tr> <td>Strongly Agree</td> <td>1</td> <td>33.33%</td> </tr> <tr> <td>Agree</td> <td>2</td> <td>66.67%</td> </tr> <tr> <td>Uncertain</td> <td>0</td> <td>0%</td> </tr> <tr> <td>Disagree</td> <td>0</td> <td>0%</td> </tr> <tr> <td>Strongly Disagree</td> <td>0</td> <td>0%</td> </tr> </tbody> </table> | Choice | Number | Percentage | Strongly Agree | 1 | 33.33% | Agree | 2 | 66.67% | Uncertain | 0 | 0% | Disagree | 0 | 0% | Strongly Disagree | 0 | 0% |  <p>● Stron... ● Agree</p> |
|-------------------|---|---|--------|--------|------------|----------------|---|--------|-------|---|--------|-----------|---|--------|----------|---|----|-------------------|---|----|---|
| Choice | Number | Percentage | | | | | | | | | | | | | | | | | | | |
| Strongly Agree | 1 | 33.33% | | | | | | | | | | | | | | | | | | | |
| Agree | 2 | 66.67% | | | | | | | | | | | | | | | | | | | |
| Uncertain | 0 | 0% | | | | | | | | | | | | | | | | | | | |
| Disagree | 0 | 0% | | | | | | | | | | | | | | | | | | | |
| Strongly Disagree | 0 | 0% | | | | | | | | | | | | | | | | | | | |
| 16 | Ideas and concepts were presented clearly | <table border="1"> <thead> <tr> <th>Choice</th> <th>Number</th> <th>Percentage</th> </tr> </thead> <tbody> <tr> <td>Strongly Agree</td> <td>2</td> <td>66.67%</td> </tr> <tr> <td>Agree</td> <td>0</td> <td>0%</td> </tr> <tr> <td>Uncertain</td> <td>1</td> <td>33.33%</td> </tr> <tr> <td>Disagree</td> <td>0</td> <td>0%</td> </tr> <tr> <td>Strongly Disagree</td> <td>0</td> <td>0%</td> </tr> </tbody> </table> | Choice | Number | Percentage | Strongly Agree | 2 | 66.67% | Agree | 0 | 0% | Uncertain | 1 | 33.33% | Disagree | 0 | 0% | Strongly Disagree | 0 | 0% |  <p>● Stron... ● Unce...</p> |
| Choice | Number | Percentage | | | | | | | | | | | | | | | | | | | |
| Strongly Agree | 2 | 66.67% | | | | | | | | | | | | | | | | | | | |
| Agree | 0 | 0% | | | | | | | | | | | | | | | | | | | |
| Uncertain | 1 | 33.33% | | | | | | | | | | | | | | | | | | | |
| Disagree | 0 | 0% | | | | | | | | | | | | | | | | | | | |
| Strongly Disagree | 0 | 0% | | | | | | | | | | | | | | | | | | | |
| 17 | The method of assessment were reasonable | <table border="1"> <thead> <tr> <th>Choice</th> <th>Number</th> <th>Percentage</th> </tr> </thead> <tbody> <tr> <td>Strongly Agree</td> <td>2</td> <td>66.67%</td> </tr> <tr> <td>Agree</td> <td>0</td> <td>0%</td> </tr> <tr> <td>Uncertain</td> <td>1</td> <td>33.33%</td> </tr> <tr> <td>Disagree</td> <td>0</td> <td>0%</td> </tr> <tr> <td>Strongly Disagree</td> <td>0</td> <td>0%</td> </tr> </tbody> </table> | Choice | Number | Percentage | Strongly Agree | 2 | 66.67% | Agree | 0 | 0% | Uncertain | 1 | 33.33% | Disagree | 0 | 0% | Strongly Disagree | 0 | 0% |  <p>● Stron... ● Unce...</p> |
| Choice | Number | Percentage | | | | | | | | | | | | | | | | | | | |
| Strongly Agree | 2 | 66.67% | | | | | | | | | | | | | | | | | | | |
| Agree | 0 | 0% | | | | | | | | | | | | | | | | | | | |
| Uncertain | 1 | 33.33% | | | | | | | | | | | | | | | | | | | |
| Disagree | 0 | 0% | | | | | | | | | | | | | | | | | | | |
| Strongly Disagree | 0 | 0% | | | | | | | | | | | | | | | | | | | |
| 18 | Feedback on assessment was timely | <table border="1"> <thead> <tr> <th>Choice</th> <th>Number</th> <th>Percentage</th> </tr> </thead> <tbody> <tr> <td>Strongly Agree</td> <td>1</td> <td>33.33%</td> </tr> <tr> <td>Agree</td> <td>2</td> <td>66.67%</td> </tr> <tr> <td>Uncertain</td> <td>0</td> <td>0%</td> </tr> <tr> <td>Disagree</td> <td>0</td> <td>0%</td> </tr> <tr> <td>Strongly Disagree</td> <td>0</td> <td>0%</td> </tr> </tbody> </table> | Choice | Number | Percentage | Strongly Agree | 1 | 33.33% | Agree | 2 | 66.67% | Uncertain | 0 | 0% | Disagree | 0 | 0% | Strongly Disagree | 0 | 0% |  <p>● Stron... ● Agree</p> |
| Choice | Number | Percentage | | | | | | | | | | | | | | | | | | | |
| Strongly Agree | 1 | 33.33% | | | | | | | | | | | | | | | | | | | |
| Agree | 2 | 66.67% | | | | | | | | | | | | | | | | | | | |
| Uncertain | 0 | 0% | | | | | | | | | | | | | | | | | | | |
| Disagree | 0 | 0% | | | | | | | | | | | | | | | | | | | |
| Strongly Disagree | 0 | 0% | | | | | | | | | | | | | | | | | | | |
| 19 | Feedback on assessment was helpful | <table border="1"> <thead> <tr> <th>Choice</th> <th>Number</th> <th>Percentage</th> </tr> </thead> <tbody> <tr> <td>Strongly Agree</td> <td>2</td> <td>66.67%</td> </tr> <tr> <td>Agree</td> <td>0</td> <td>0%</td> </tr> <tr> <td>Uncertain</td> <td>1</td> <td>33.33%</td> </tr> <tr> <td>Disagree</td> <td>0</td> <td>0%</td> </tr> <tr> <td>Strongly Disagree</td> <td>0</td> <td>0%</td> </tr> </tbody> </table> | Choice | Number | Percentage | Strongly Agree | 2 | 66.67% | Agree | 0 | 0% | Uncertain | 1 | 33.33% | Disagree | 0 | 0% | Strongly Disagree | 0 | 0% |  <p>● Stron... ● Unce...</p> |
| Choice | Number | Percentage | | | | | | | | | | | | | | | | | | | |
| Strongly Agree | 2 | 66.67% | | | | | | | | | | | | | | | | | | | |
| Agree | 0 | 0% | | | | | | | | | | | | | | | | | | | |
| Uncertain | 1 | 33.33% | | | | | | | | | | | | | | | | | | | |
| Disagree | 0 | 0% | | | | | | | | | | | | | | | | | | | |
| Strongly Disagree | 0 | 0% | | | | | | | | | | | | | | | | | | | |

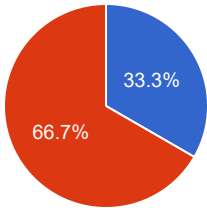
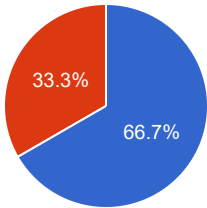
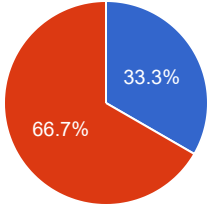

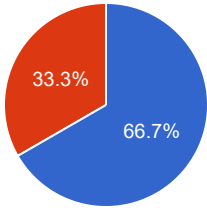
| 20 | I understood the lectures | <table border="1"> <thead> <tr> <th>Choice</th> <th>Number</th> <th>Percentage</th> </tr> </thead> <tbody> <tr> <td>Strongly Agree</td> <td>2</td> <td>66.67%</td> </tr> <tr> <td>Agree</td> <td>0</td> <td>0%</td> </tr> <tr> <td>Uncertain</td> <td>1</td> <td>33.33%</td> </tr> <tr> <td>Disagree</td> <td>0</td> <td>0%</td> </tr> <tr> <td>Strongly Disagree</td> <td>0</td> <td>0%</td> </tr> </tbody> </table> | Choice | Number | Percentage | Strongly Agree | 2 | 66.67% | Agree | 0 | 0% | Uncertain | 1 | 33.33% | Disagree | 0 | 0% | Strongly Disagree | 0 | 0% |  <p>● Stron... ● Unce...</p> |
|-------------------|---|---|--------|--------|------------|----------------|---|--------|-------|---|--------|-----------|---|--------|----------|---|----|-------------------|---|----|--|
| Choice | Number | Percentage | | | | | | | | | | | | | | | | | | | |
| Strongly Agree | 2 | 66.67% | | | | | | | | | | | | | | | | | | | |
| Agree | 0 | 0% | | | | | | | | | | | | | | | | | | | |
| Uncertain | 1 | 33.33% | | | | | | | | | | | | | | | | | | | |
| Disagree | 0 | 0% | | | | | | | | | | | | | | | | | | | |
| Strongly Disagree | 0 | 0% | | | | | | | | | | | | | | | | | | | |
| 21 | The material was well organized and presented | <table border="1"> <thead> <tr> <th>Choice</th> <th>Number</th> <th>Percentage</th> </tr> </thead> <tbody> <tr> <td>Strongly Agree</td> <td>2</td> <td>66.67%</td> </tr> <tr> <td>Agree</td> <td>1</td> <td>33.33%</td> </tr> <tr> <td>Uncertain</td> <td>0</td> <td>0%</td> </tr> <tr> <td>Disagree</td> <td>0</td> <td>0%</td> </tr> <tr> <td>Strongly Disagree</td> <td>0</td> <td>0%</td> </tr> </tbody> </table> | Choice | Number | Percentage | Strongly Agree | 2 | 66.67% | Agree | 1 | 33.33% | Uncertain | 0 | 0% | Disagree | 0 | 0% | Strongly Disagree | 0 | 0% |  <p>● Stron... ● Agree</p> |
| Choice | Number | Percentage | | | | | | | | | | | | | | | | | | | |
| Strongly Agree | 2 | 66.67% | | | | | | | | | | | | | | | | | | | |
| Agree | 1 | 33.33% | | | | | | | | | | | | | | | | | | | |
| Uncertain | 0 | 0% | | | | | | | | | | | | | | | | | | | |
| Disagree | 0 | 0% | | | | | | | | | | | | | | | | | | | |
| Strongly Disagree | 0 | 0% | | | | | | | | | | | | | | | | | | | |
| 22 | The instructor was responsive to student needs and problems | <table border="1"> <thead> <tr> <th>Choice</th> <th>Number</th> <th>Percentage</th> </tr> </thead> <tbody> <tr> <td>Strongly Agree</td> <td>1</td> <td>33.33%</td> </tr> <tr> <td>Agree</td> <td>1</td> <td>33.33%</td> </tr> <tr> <td>Uncertain</td> <td>1</td> <td>33.33%</td> </tr> <tr> <td>Disagree</td> <td>0</td> <td>0%</td> </tr> <tr> <td>Strongly Disagree</td> <td>0</td> <td>0%</td> </tr> </tbody> </table> | Choice | Number | Percentage | Strongly Agree | 1 | 33.33% | Agree | 1 | 33.33% | Uncertain | 1 | 33.33% | Disagree | 0 | 0% | Strongly Disagree | 0 | 0% |  <p>● Stron... ● Agree ● Unce...</p> |
| Choice | Number | Percentage | | | | | | | | | | | | | | | | | | | |
| Strongly Agree | 1 | 33.33% | | | | | | | | | | | | | | | | | | | |
| Agree | 1 | 33.33% | | | | | | | | | | | | | | | | | | | |
| Uncertain | 1 | 33.33% | | | | | | | | | | | | | | | | | | | |
| Disagree | 0 | 0% | | | | | | | | | | | | | | | | | | | |
| Strongly Disagree | 0 | 0% | | | | | | | | | | | | | | | | | | | |
| 23 | Had the instructor been regular throughout the course | <table border="1"> <thead> <tr> <th>Choice</th> <th>Number</th> <th>Percentage</th> </tr> </thead> <tbody> <tr> <td>Strongly Agree</td> <td>2</td> <td>66.67%</td> </tr> <tr> <td>Agree</td> <td>1</td> <td>33.33%</td> </tr> <tr> <td>Uncertain</td> <td>0</td> <td>0%</td> </tr> <tr> <td>Disagree</td> <td>0</td> <td>0%</td> </tr> <tr> <td>Strongly Disagree</td> <td>0</td> <td>0%</td> </tr> </tbody> </table> | Choice | Number | Percentage | Strongly Agree | 2 | 66.67% | Agree | 1 | 33.33% | Uncertain | 0 | 0% | Disagree | 0 | 0% | Strongly Disagree | 0 | 0% |  <p>● Stron... ● Agree</p> |
| Choice | Number | Percentage | | | | | | | | | | | | | | | | | | | |
| Strongly Agree | 2 | 66.67% | | | | | | | | | | | | | | | | | | | |
| Agree | 1 | 33.33% | | | | | | | | | | | | | | | | | | | |
| Uncertain | 0 | 0% | | | | | | | | | | | | | | | | | | | |
| Disagree | 0 | 0% | | | | | | | | | | | | | | | | | | | |
| Strongly Disagree | 0 | 0% | | | | | | | | | | | | | | | | | | | |
| 24 | The material in the tutorials was useful | <table border="1"> <thead> <tr> <th>Choice</th> <th>Number</th> <th>Percentage</th> </tr> </thead> <tbody> <tr> <td>Strongly Agree</td> <td>2</td> <td>66.67%</td> </tr> <tr> <td>Agree</td> <td>0</td> <td>0%</td> </tr> <tr> <td>Uncertain</td> <td>1</td> <td>33.33%</td> </tr> <tr> <td>Disagree</td> <td>0</td> <td>0%</td> </tr> <tr> <td>Strongly Disagree</td> <td>0</td> <td>0%</td> </tr> </tbody> </table> | Choice | Number | Percentage | Strongly Agree | 2 | 66.67% | Agree | 0 | 0% | Uncertain | 1 | 33.33% | Disagree | 0 | 0% | Strongly Disagree | 0 | 0% |  <p>● Stron... ● Unce...</p> |
| Choice | Number | Percentage | | | | | | | | | | | | | | | | | | | |
| Strongly Agree | 2 | 66.67% | | | | | | | | | | | | | | | | | | | |
| Agree | 0 | 0% | | | | | | | | | | | | | | | | | | | |
| Uncertain | 1 | 33.33% | | | | | | | | | | | | | | | | | | | |
| Disagree | 0 | 0% | | | | | | | | | | | | | | | | | | | |
| Strongly Disagree | 0 | 0% | | | | | | | | | | | | | | | | | | | |

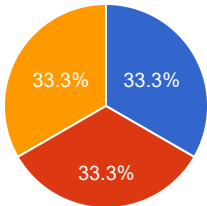
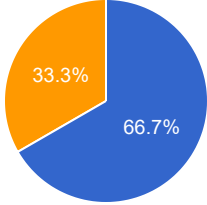
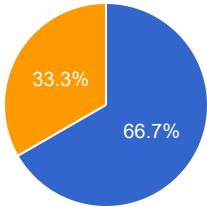
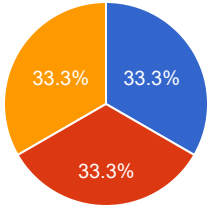
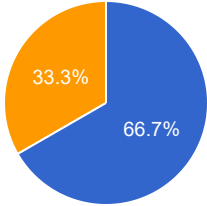
| 25 | I was happy with the amount of work needed for tutorials | <table border="1"> <thead> <tr> <th>Choice</th> <th>Number</th> <th>Percentage</th> </tr> </thead> <tbody> <tr> <td>Strongly Agree</td> <td>2</td> <td>66.67%</td> </tr> <tr> <td>Agree</td> <td>1</td> <td>33.33%</td> </tr> <tr> <td>Uncertain</td> <td>0</td> <td>0%</td> </tr> <tr> <td>Disagree</td> <td>0</td> <td>0%</td> </tr> <tr> <td>Strongly Disagree</td> <td>0</td> <td>0%</td> </tr> </tbody> </table> | Choice | Number | Percentage | Strongly Agree | 2 | 66.67% | Agree | 1 | 33.33% | Uncertain | 0 | 0% | Disagree | 0 | 0% | Strongly Disagree | 0 | 0% |  <p>● Stron... ● Agree</p> |
|-------------------|--|---|--------|--------|------------|----------------|---|--------|-------|---|--------|-----------|---|--------|----------|---|----|-------------------|---|----|---|
| Choice | Number | Percentage | | | | | | | | | | | | | | | | | | | |
| Strongly Agree | 2 | 66.67% | | | | | | | | | | | | | | | | | | | |
| Agree | 1 | 33.33% | | | | | | | | | | | | | | | | | | | |
| Uncertain | 0 | 0% | | | | | | | | | | | | | | | | | | | |
| Disagree | 0 | 0% | | | | | | | | | | | | | | | | | | | |
| Strongly Disagree | 0 | 0% | | | | | | | | | | | | | | | | | | | |
| 26 | The tutor dealt effectively with my problems | <table border="1"> <thead> <tr> <th>Choice</th> <th>Number</th> <th>Percentage</th> </tr> </thead> <tbody> <tr> <td>Strongly Agree</td> <td>1</td> <td>33.33%</td> </tr> <tr> <td>Agree</td> <td>1</td> <td>33.33%</td> </tr> <tr> <td>Uncertain</td> <td>1</td> <td>33.33%</td> </tr> <tr> <td>Disagree</td> <td>0</td> <td>0%</td> </tr> <tr> <td>Strongly Disagree</td> <td>0</td> <td>0%</td> </tr> </tbody> </table> | Choice | Number | Percentage | Strongly Agree | 1 | 33.33% | Agree | 1 | 33.33% | Uncertain | 1 | 33.33% | Disagree | 0 | 0% | Strongly Disagree | 0 | 0% |  <p>● Stron... ● Agree ● Unce...</p> |
| Choice | Number | Percentage | | | | | | | | | | | | | | | | | | | |
| Strongly Agree | 1 | 33.33% | | | | | | | | | | | | | | | | | | | |
| Agree | 1 | 33.33% | | | | | | | | | | | | | | | | | | | |
| Uncertain | 1 | 33.33% | | | | | | | | | | | | | | | | | | | |
| Disagree | 0 | 0% | | | | | | | | | | | | | | | | | | | |
| Strongly Disagree | 0 | 0% | | | | | | | | | | | | | | | | | | | |
| 27 | The material in the practicals was useful | <table border="1"> <thead> <tr> <th>Choice</th> <th>Number</th> <th>Percentage</th> </tr> </thead> <tbody> <tr> <td>Strongly Agree</td> <td>1</td> <td>33.33%</td> </tr> <tr> <td>Agree</td> <td>2</td> <td>66.67%</td> </tr> <tr> <td>Uncertain</td> <td>0</td> <td>0%</td> </tr> <tr> <td>Disagree</td> <td>0</td> <td>0%</td> </tr> <tr> <td>Strongly Disagree</td> <td>0</td> <td>0%</td> </tr> </tbody> </table> | Choice | Number | Percentage | Strongly Agree | 1 | 33.33% | Agree | 2 | 66.67% | Uncertain | 0 | 0% | Disagree | 0 | 0% | Strongly Disagree | 0 | 0% |  <p>● Stron... ● Agree</p> |
| Choice | Number | Percentage | | | | | | | | | | | | | | | | | | | |
| Strongly Agree | 1 | 33.33% | | | | | | | | | | | | | | | | | | | |
| Agree | 2 | 66.67% | | | | | | | | | | | | | | | | | | | |
| Uncertain | 0 | 0% | | | | | | | | | | | | | | | | | | | |
| Disagree | 0 | 0% | | | | | | | | | | | | | | | | | | | |
| Strongly Disagree | 0 | 0% | | | | | | | | | | | | | | | | | | | |
| 28 | The demonstrators dealt effectively with my problems | <table border="1"> <thead> <tr> <th>Choice</th> <th>Number</th> <th>Percentage</th> </tr> </thead> <tbody> <tr> <td>Strongly Agree</td> <td>2</td> <td>66.67%</td> </tr> <tr> <td>Agree</td> <td>0</td> <td>0%</td> </tr> <tr> <td>Uncertain</td> <td>1</td> <td>33.33%</td> </tr> <tr> <td>Disagree</td> <td>0</td> <td>0%</td> </tr> <tr> <td>Strongly Disagree</td> <td>0</td> <td>0%</td> </tr> </tbody> </table> | Choice | Number | Percentage | Strongly Agree | 2 | 66.67% | Agree | 0 | 0% | Uncertain | 1 | 33.33% | Disagree | 0 | 0% | Strongly Disagree | 0 | 0% |  <p>● Stron... ● Unce...</p> |
| Choice | Number | Percentage | | | | | | | | | | | | | | | | | | | |
| Strongly Agree | 2 | 66.67% | | | | | | | | | | | | | | | | | | | |
| Agree | 0 | 0% | | | | | | | | | | | | | | | | | | | |
| Uncertain | 1 | 33.33% | | | | | | | | | | | | | | | | | | | |
| Disagree | 0 | 0% | | | | | | | | | | | | | | | | | | | |
| Strongly Disagree | 0 | 0% | | | | | | | | | | | | | | | | | | | |
| 29 | The best features of the Course were | Deliver lectures with exampl good all | | | | | | | | | | | | | | | | | | | |
| 30 | The Course could have been improved by | Nothing nicely yes | | | | | | | | | | | | | | | | | | | |
| 31 | The University does not tolerate discrimination on any irrelevant distinction (e.g. race, age, gender) and is committed to work with diversity in a wholly positive way. Please indicate below anything in relation to this Course which may run counter to this objective | No | | | | | | | | | | | | | | | | | | | |

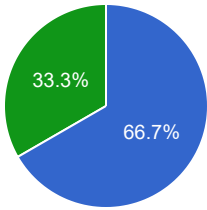
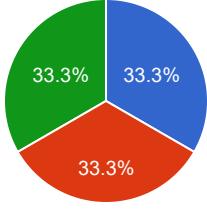
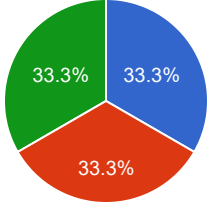
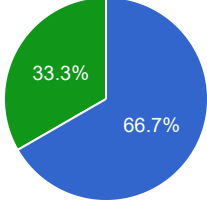
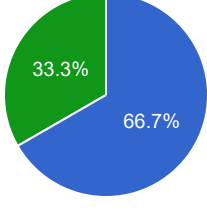
Course Evaluation - Program: 0238

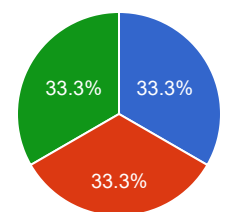
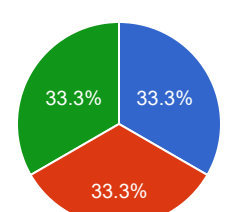
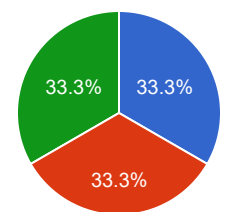
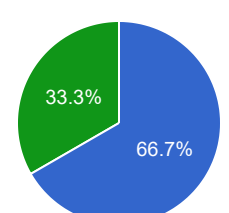
| Teacher Name: ZAIN ULLAH | | Course ID: FIN-511 Course Title: Financial Institutions & Capital Markets | | | Session: 2018 Fall | | | | | | | | | | | | | | | | | | |
|-------------------------------|--|---|--------|--------|--------------------|----------------|---|--------|-------|---|----|-----------|---|--------|----------|---|----|-------------------|---|----|---|--|--|
| Shift: After noon -- Section: | | Total Strength: 19 | | | Attempted: 3 | | | | | | | | | | | | | | | | | | |
| S.No | Question | Opinions | | | Chart | | | | | | | | | | | | | | | | | | |
| 1 | The course objectives were clear | <table border="1"> <thead> <tr> <th>Choice</th> <th>Number</th> <th>Percentage</th> </tr> </thead> <tbody> <tr> <td>Strongly Agree</td> <td>3</td> <td>100%</td> </tr> <tr> <td>Agree</td> <td>0</td> <td>0%</td> </tr> <tr> <td>Uncertain</td> <td>0</td> <td>0%</td> </tr> <tr> <td>Disagree</td> <td>0</td> <td>0%</td> </tr> <tr> <td>Strongly Disagree</td> <td>0</td> <td>0%</td> </tr> </tbody> </table> | Choice | Number | Percentage | Strongly Agree | 3 | 100% | Agree | 0 | 0% | Uncertain | 0 | 0% | Disagree | 0 | 0% | Strongly Disagree | 0 | 0% | <p>A pie chart with a single blue slice representing 100%. A legend indicates 'Stron...' with a blue dot.</p> | | |
| Choice | Number | Percentage | | | | | | | | | | | | | | | | | | | | | |
| Strongly Agree | 3 | 100% | | | | | | | | | | | | | | | | | | | | | |
| Agree | 0 | 0% | | | | | | | | | | | | | | | | | | | | | |
| Uncertain | 0 | 0% | | | | | | | | | | | | | | | | | | | | | |
| Disagree | 0 | 0% | | | | | | | | | | | | | | | | | | | | | |
| Strongly Disagree | 0 | 0% | | | | | | | | | | | | | | | | | | | | | |
| 2 | The Course workload was manageable | <table border="1"> <thead> <tr> <th>Choice</th> <th>Number</th> <th>Percentage</th> </tr> </thead> <tbody> <tr> <td>Strongly Agree</td> <td>3</td> <td>100%</td> </tr> <tr> <td>Agree</td> <td>0</td> <td>0%</td> </tr> <tr> <td>Uncertain</td> <td>0</td> <td>0%</td> </tr> <tr> <td>Disagree</td> <td>0</td> <td>0%</td> </tr> <tr> <td>Strongly Disagree</td> <td>0</td> <td>0%</td> </tr> </tbody> </table> | Choice | Number | Percentage | Strongly Agree | 3 | 100% | Agree | 0 | 0% | Uncertain | 0 | 0% | Disagree | 0 | 0% | Strongly Disagree | 0 | 0% | <p>A pie chart with a single blue slice representing 100%. A legend indicates 'Stron...' with a blue dot.</p> | | |
| Choice | Number | Percentage | | | | | | | | | | | | | | | | | | | | | |
| Strongly Agree | 3 | 100% | | | | | | | | | | | | | | | | | | | | | |
| Agree | 0 | 0% | | | | | | | | | | | | | | | | | | | | | |
| Uncertain | 0 | 0% | | | | | | | | | | | | | | | | | | | | | |
| Disagree | 0 | 0% | | | | | | | | | | | | | | | | | | | | | |
| Strongly Disagree | 0 | 0% | | | | | | | | | | | | | | | | | | | | | |
| 3 | The Course was well organized (e.g. timely access to materials, notification of changes, etc.) | <table border="1"> <thead> <tr> <th>Choice</th> <th>Number</th> <th>Percentage</th> </tr> </thead> <tbody> <tr> <td>Strongly Agree</td> <td>2</td> <td>66.67%</td> </tr> <tr> <td>Agree</td> <td>0</td> <td>0%</td> </tr> <tr> <td>Uncertain</td> <td>1</td> <td>33.33%</td> </tr> <tr> <td>Disagree</td> <td>0</td> <td>0%</td> </tr> <tr> <td>Strongly Disagree</td> <td>0</td> <td>0%</td> </tr> </tbody> </table> | Choice | Number | Percentage | Strongly Agree | 2 | 66.67% | Agree | 0 | 0% | Uncertain | 1 | 33.33% | Disagree | 0 | 0% | Strongly Disagree | 0 | 0% | <p>A pie chart with two slices: a blue slice for 66.7% and an orange slice for 33.3%. A legend indicates 'Stron...' with a blue dot and 'Unce...' with an orange dot.</p> | | |
| Choice | Number | Percentage | | | | | | | | | | | | | | | | | | | | | |
| Strongly Agree | 2 | 66.67% | | | | | | | | | | | | | | | | | | | | | |
| Agree | 0 | 0% | | | | | | | | | | | | | | | | | | | | | |
| Uncertain | 1 | 33.33% | | | | | | | | | | | | | | | | | | | | | |
| Disagree | 0 | 0% | | | | | | | | | | | | | | | | | | | | | |
| Strongly Disagree | 0 | 0% | | | | | | | | | | | | | | | | | | | | | |
| 4 | I participated actively in the Course | <table border="1"> <thead> <tr> <th>Choice</th> <th>Number</th> <th>Percentage</th> </tr> </thead> <tbody> <tr> <td>Strongly Agree</td> <td>2</td> <td>66.67%</td> </tr> <tr> <td>Agree</td> <td>0</td> <td>0%</td> </tr> <tr> <td>Uncertain</td> <td>1</td> <td>33.33%</td> </tr> <tr> <td>Disagree</td> <td>0</td> <td>0%</td> </tr> <tr> <td>Strongly Disagree</td> <td>0</td> <td>0%</td> </tr> </tbody> </table> | Choice | Number | Percentage | Strongly Agree | 2 | 66.67% | Agree | 0 | 0% | Uncertain | 1 | 33.33% | Disagree | 0 | 0% | Strongly Disagree | 0 | 0% | <p>A pie chart with two slices: a blue slice for 66.7% and an orange slice for 33.3%. A legend indicates 'Stron...' with a blue dot and 'Unce...' with an orange dot.</p> | | |
| Choice | Number | Percentage | | | | | | | | | | | | | | | | | | | | | |
| Strongly Agree | 2 | 66.67% | | | | | | | | | | | | | | | | | | | | | |
| Agree | 0 | 0% | | | | | | | | | | | | | | | | | | | | | |
| Uncertain | 1 | 33.33% | | | | | | | | | | | | | | | | | | | | | |
| Disagree | 0 | 0% | | | | | | | | | | | | | | | | | | | | | |
| Strongly Disagree | 0 | 0% | | | | | | | | | | | | | | | | | | | | | |

| 5 | I think I have made progress in this Course | <table border="1"> <thead> <tr> <th>Choice</th> <th>Number</th> <th>Percentage</th> </tr> </thead> <tbody> <tr> <td>Strongly Agree</td> <td>1</td> <td>33.33%</td> </tr> <tr> <td>Agree</td> <td>1</td> <td>33.33%</td> </tr> <tr> <td>Uncertain</td> <td>1</td> <td>33.33%</td> </tr> <tr> <td>Disagree</td> <td>0</td> <td>0%</td> </tr> <tr> <td>Strongly Disagree</td> <td>0</td> <td>0%</td> </tr> </tbody> </table> | Choice | Number | Percentage | Strongly Agree | 1 | 33.33% | Agree | 1 | 33.33% | Uncertain | 1 | 33.33% | Disagree | 0 | 0% | Strongly Disagree | 0 | 0% |  <p>● Stron... ● Agree ● Unce...</p> |
|-------------------|---|---|--------|--------|------------|----------------|---|--------|-------|---|--------|-----------|---|--------|----------|---|----|-------------------|---|----|--|
| Choice | Number | Percentage | | | | | | | | | | | | | | | | | | | |
| Strongly Agree | 1 | 33.33% | | | | | | | | | | | | | | | | | | | |
| Agree | 1 | 33.33% | | | | | | | | | | | | | | | | | | | |
| Uncertain | 1 | 33.33% | | | | | | | | | | | | | | | | | | | |
| Disagree | 0 | 0% | | | | | | | | | | | | | | | | | | | |
| Strongly Disagree | 0 | 0% | | | | | | | | | | | | | | | | | | | |
| 6 | I think the Course was well structured to achieve the learning outcomes (there was a good balance of lectures, tutorials, practical etc.) | <table border="1"> <thead> <tr> <th>Choice</th> <th>Number</th> <th>Percentage</th> </tr> </thead> <tbody> <tr> <td>Strongly Agree</td> <td>2</td> <td>66.67%</td> </tr> <tr> <td>Agree</td> <td>1</td> <td>33.33%</td> </tr> <tr> <td>Uncertain</td> <td>0</td> <td>0%</td> </tr> <tr> <td>Disagree</td> <td>0</td> <td>0%</td> </tr> <tr> <td>Strongly Disagree</td> <td>0</td> <td>0%</td> </tr> </tbody> </table> | Choice | Number | Percentage | Strongly Agree | 2 | 66.67% | Agree | 1 | 33.33% | Uncertain | 0 | 0% | Disagree | 0 | 0% | Strongly Disagree | 0 | 0% |  <p>● Stron... ● Agree</p> |
| Choice | Number | Percentage | | | | | | | | | | | | | | | | | | | |
| Strongly Agree | 2 | 66.67% | | | | | | | | | | | | | | | | | | | |
| Agree | 1 | 33.33% | | | | | | | | | | | | | | | | | | | |
| Uncertain | 0 | 0% | | | | | | | | | | | | | | | | | | | |
| Disagree | 0 | 0% | | | | | | | | | | | | | | | | | | | |
| Strongly Disagree | 0 | 0% | | | | | | | | | | | | | | | | | | | |
| 7 | The learning and teaching methods encouraged participation | <table border="1"> <thead> <tr> <th>Choice</th> <th>Number</th> <th>Percentage</th> </tr> </thead> <tbody> <tr> <td>Strongly Agree</td> <td>1</td> <td>33.33%</td> </tr> <tr> <td>Agree</td> <td>2</td> <td>66.67%</td> </tr> <tr> <td>Uncertain</td> <td>0</td> <td>0%</td> </tr> <tr> <td>Disagree</td> <td>0</td> <td>0%</td> </tr> <tr> <td>Strongly Disagree</td> <td>0</td> <td>0%</td> </tr> </tbody> </table> | Choice | Number | Percentage | Strongly Agree | 1 | 33.33% | Agree | 2 | 66.67% | Uncertain | 0 | 0% | Disagree | 0 | 0% | Strongly Disagree | 0 | 0% |  <p>● Stron... ● Agree</p> |
| Choice | Number | Percentage | | | | | | | | | | | | | | | | | | | |
| Strongly Agree | 1 | 33.33% | | | | | | | | | | | | | | | | | | | |
| Agree | 2 | 66.67% | | | | | | | | | | | | | | | | | | | |
| Uncertain | 0 | 0% | | | | | | | | | | | | | | | | | | | |
| Disagree | 0 | 0% | | | | | | | | | | | | | | | | | | | |
| Strongly Disagree | 0 | 0% | | | | | | | | | | | | | | | | | | | |
| 8 | The overall environment in the class was conducive to learning | <table border="1"> <thead> <tr> <th>Choice</th> <th>Number</th> <th>Percentage</th> </tr> </thead> <tbody> <tr> <td>Strongly Agree</td> <td>1</td> <td>33.33%</td> </tr> <tr> <td>Agree</td> <td>2</td> <td>66.67%</td> </tr> <tr> <td>Uncertain</td> <td>0</td> <td>0%</td> </tr> <tr> <td>Disagree</td> <td>0</td> <td>0%</td> </tr> <tr> <td>Strongly Disagree</td> <td>0</td> <td>0%</td> </tr> </tbody> </table> | Choice | Number | Percentage | Strongly Agree | 1 | 33.33% | Agree | 2 | 66.67% | Uncertain | 0 | 0% | Disagree | 0 | 0% | Strongly Disagree | 0 | 0% |  <p>● Stron... ● Agree</p> |
| Choice | Number | Percentage | | | | | | | | | | | | | | | | | | | |
| Strongly Agree | 1 | 33.33% | | | | | | | | | | | | | | | | | | | |
| Agree | 2 | 66.67% | | | | | | | | | | | | | | | | | | | |
| Uncertain | 0 | 0% | | | | | | | | | | | | | | | | | | | |
| Disagree | 0 | 0% | | | | | | | | | | | | | | | | | | | |
| Strongly Disagree | 0 | 0% | | | | | | | | | | | | | | | | | | | |
| 9 | Classrooms were satisfactory | <table border="1"> <thead> <tr> <th>Choice</th> <th>Number</th> <th>Percentage</th> </tr> </thead> <tbody> <tr> <td>Strongly Agree</td> <td>2</td> <td>66.67%</td> </tr> <tr> <td>Agree</td> <td>1</td> <td>33.33%</td> </tr> <tr> <td>Uncertain</td> <td>0</td> <td>0%</td> </tr> <tr> <td>Disagree</td> <td>0</td> <td>0%</td> </tr> <tr> <td>Strongly Disagree</td> <td>0</td> <td>0%</td> </tr> </tbody> </table> | Choice | Number | Percentage | Strongly Agree | 2 | 66.67% | Agree | 1 | 33.33% | Uncertain | 0 | 0% | Disagree | 0 | 0% | Strongly Disagree | 0 | 0% |  <p>● Stron... ● Agree</p> |
| Choice | Number | Percentage | | | | | | | | | | | | | | | | | | | |
| Strongly Agree | 2 | 66.67% | | | | | | | | | | | | | | | | | | | |
| Agree | 1 | 33.33% | | | | | | | | | | | | | | | | | | | |
| Uncertain | 0 | 0% | | | | | | | | | | | | | | | | | | | |
| Disagree | 0 | 0% | | | | | | | | | | | | | | | | | | | |
| Strongly Disagree | 0 | 0% | | | | | | | | | | | | | | | | | | | |

| 10 | Learning materials (Lesson Plans, Course Notes etc.) were relevant and useful | <table border="1"> <thead> <tr> <th>Choice</th> <th>Number</th> <th>Percentage</th> </tr> </thead> <tbody> <tr> <td>Strongly Agree</td> <td>1</td> <td>33.33%</td> </tr> <tr> <td>Agree</td> <td>2</td> <td>66.67%</td> </tr> <tr> <td>Uncertain</td> <td>0</td> <td>0%</td> </tr> <tr> <td>Disagree</td> <td>0</td> <td>0%</td> </tr> <tr> <td>Strongly Disagree</td> <td>0</td> <td>0%</td> </tr> </tbody> </table> | Choice | Number | Percentage | Strongly Agree | 1 | 33.33% | Agree | 2 | 66.67% | Uncertain | 0 | 0% | Disagree | 0 | 0% | Strongly Disagree | 0 | 0% |  <p>● Stron... ● Agree</p> |
|-------------------|--|---|--------|--------|------------|----------------|---|--------|-------|---|--------|-----------|---|----|----------|---|----|-------------------|---|----|---|
| Choice | Number | Percentage | | | | | | | | | | | | | | | | | | | |
| Strongly Agree | 1 | 33.33% | | | | | | | | | | | | | | | | | | | |
| Agree | 2 | 66.67% | | | | | | | | | | | | | | | | | | | |
| Uncertain | 0 | 0% | | | | | | | | | | | | | | | | | | | |
| Disagree | 0 | 0% | | | | | | | | | | | | | | | | | | | |
| Strongly Disagree | 0 | 0% | | | | | | | | | | | | | | | | | | | |
| 11 | Recommended reading Books etc. were relevant and appropriate | <table border="1"> <thead> <tr> <th>Choice</th> <th>Number</th> <th>Percentage</th> </tr> </thead> <tbody> <tr> <td>Strongly Agree</td> <td>2</td> <td>66.67%</td> </tr> <tr> <td>Agree</td> <td>1</td> <td>33.33%</td> </tr> <tr> <td>Uncertain</td> <td>0</td> <td>0%</td> </tr> <tr> <td>Disagree</td> <td>0</td> <td>0%</td> </tr> <tr> <td>Strongly Disagree</td> <td>0</td> <td>0%</td> </tr> </tbody> </table> | Choice | Number | Percentage | Strongly Agree | 2 | 66.67% | Agree | 1 | 33.33% | Uncertain | 0 | 0% | Disagree | 0 | 0% | Strongly Disagree | 0 | 0% |  <p>● Stron... ● Agree</p> |
| Choice | Number | Percentage | | | | | | | | | | | | | | | | | | | |
| Strongly Agree | 2 | 66.67% | | | | | | | | | | | | | | | | | | | |
| Agree | 1 | 33.33% | | | | | | | | | | | | | | | | | | | |
| Uncertain | 0 | 0% | | | | | | | | | | | | | | | | | | | |
| Disagree | 0 | 0% | | | | | | | | | | | | | | | | | | | |
| Strongly Disagree | 0 | 0% | | | | | | | | | | | | | | | | | | | |
| 12 | The provision of learning resources in the library was adequate and appropriate | <table border="1"> <thead> <tr> <th>Choice</th> <th>Number</th> <th>Percentage</th> </tr> </thead> <tbody> <tr> <td>Strongly Agree</td> <td>1</td> <td>33.33%</td> </tr> <tr> <td>Agree</td> <td>2</td> <td>66.67%</td> </tr> <tr> <td>Uncertain</td> <td>0</td> <td>0%</td> </tr> <tr> <td>Disagree</td> <td>0</td> <td>0%</td> </tr> <tr> <td>Strongly Disagree</td> <td>0</td> <td>0%</td> </tr> </tbody> </table> | Choice | Number | Percentage | Strongly Agree | 1 | 33.33% | Agree | 2 | 66.67% | Uncertain | 0 | 0% | Disagree | 0 | 0% | Strongly Disagree | 0 | 0% |  <p>● Stron... ● Agree</p> |
| Choice | Number | Percentage | | | | | | | | | | | | | | | | | | | |
| Strongly Agree | 1 | 33.33% | | | | | | | | | | | | | | | | | | | |
| Agree | 2 | 66.67% | | | | | | | | | | | | | | | | | | | |
| Uncertain | 0 | 0% | | | | | | | | | | | | | | | | | | | |
| Disagree | 0 | 0% | | | | | | | | | | | | | | | | | | | |
| Strongly Disagree | 0 | 0% | | | | | | | | | | | | | | | | | | | |
| 13 | The provision of learning resources on the Web was adequate and appropriate (if relevant) | <table border="1"> <thead> <tr> <th>Choice</th> <th>Number</th> <th>Percentage</th> </tr> </thead> <tbody> <tr> <td>Strongly Agree</td> <td>3</td> <td>100%</td> </tr> <tr> <td>Agree</td> <td>0</td> <td>0%</td> </tr> <tr> <td>Uncertain</td> <td>0</td> <td>0%</td> </tr> <tr> <td>Disagree</td> <td>0</td> <td>0%</td> </tr> <tr> <td>Strongly Disagree</td> <td>0</td> <td>0%</td> </tr> </tbody> </table> | Choice | Number | Percentage | Strongly Agree | 3 | 100% | Agree | 0 | 0% | Uncertain | 0 | 0% | Disagree | 0 | 0% | Strongly Disagree | 0 | 0% |  <p>● Stron...</p> |
| Choice | Number | Percentage | | | | | | | | | | | | | | | | | | | |
| Strongly Agree | 3 | 100% | | | | | | | | | | | | | | | | | | | |
| Agree | 0 | 0% | | | | | | | | | | | | | | | | | | | |
| Uncertain | 0 | 0% | | | | | | | | | | | | | | | | | | | |
| Disagree | 0 | 0% | | | | | | | | | | | | | | | | | | | |
| Strongly Disagree | 0 | 0% | | | | | | | | | | | | | | | | | | | |
| 14 | The Course stimulated my interest and thought on the subject area | <table border="1"> <thead> <tr> <th>Choice</th> <th>Number</th> <th>Percentage</th> </tr> </thead> <tbody> <tr> <td>Strongly Agree</td> <td>2</td> <td>66.67%</td> </tr> <tr> <td>Agree</td> <td>1</td> <td>33.33%</td> </tr> <tr> <td>Uncertain</td> <td>0</td> <td>0%</td> </tr> <tr> <td>Disagree</td> <td>0</td> <td>0%</td> </tr> <tr> <td>Strongly Disagree</td> <td>0</td> <td>0%</td> </tr> </tbody> </table> | Choice | Number | Percentage | Strongly Agree | 2 | 66.67% | Agree | 1 | 33.33% | Uncertain | 0 | 0% | Disagree | 0 | 0% | Strongly Disagree | 0 | 0% |  <p>● Stron... ● Agree</p> |
| Choice | Number | Percentage | | | | | | | | | | | | | | | | | | | |
| Strongly Agree | 2 | 66.67% | | | | | | | | | | | | | | | | | | | |
| Agree | 1 | 33.33% | | | | | | | | | | | | | | | | | | | |
| Uncertain | 0 | 0% | | | | | | | | | | | | | | | | | | | |
| Disagree | 0 | 0% | | | | | | | | | | | | | | | | | | | |
| Strongly Disagree | 0 | 0% | | | | | | | | | | | | | | | | | | | |

| 15 | The pace of the Course was appropriate | <table border="1"> <thead> <tr> <th>Choice</th> <th>Number</th> <th>Percentage</th> </tr> </thead> <tbody> <tr> <td>Strongly Agree</td> <td>1</td> <td>33.33%</td> </tr> <tr> <td>Agree</td> <td>1</td> <td>33.33%</td> </tr> <tr> <td>Uncertain</td> <td>1</td> <td>33.33%</td> </tr> <tr> <td>Disagree</td> <td>0</td> <td>0%</td> </tr> <tr> <td>Strongly Disagree</td> <td>0</td> <td>0%</td> </tr> </tbody> </table> | Choice | Number | Percentage | Strongly Agree | 1 | 33.33% | Agree | 1 | 33.33% | Uncertain | 1 | 33.33% | Disagree | 0 | 0% | Strongly Disagree | 0 | 0% |  <p> ● Stron... ● Agree ● Unce... </p> |
|-------------------|---|---|--------|--------|------------|----------------|---|--------|-------|---|--------|-----------|---|--------|----------|---|----|-------------------|---|----|--|
| Choice | Number | Percentage | | | | | | | | | | | | | | | | | | | |
| Strongly Agree | 1 | 33.33% | | | | | | | | | | | | | | | | | | | |
| Agree | 1 | 33.33% | | | | | | | | | | | | | | | | | | | |
| Uncertain | 1 | 33.33% | | | | | | | | | | | | | | | | | | | |
| Disagree | 0 | 0% | | | | | | | | | | | | | | | | | | | |
| Strongly Disagree | 0 | 0% | | | | | | | | | | | | | | | | | | | |
| 16 | Ideas and concepts were presented clearly | <table border="1"> <thead> <tr> <th>Choice</th> <th>Number</th> <th>Percentage</th> </tr> </thead> <tbody> <tr> <td>Strongly Agree</td> <td>2</td> <td>66.67%</td> </tr> <tr> <td>Agree</td> <td>0</td> <td>0%</td> </tr> <tr> <td>Uncertain</td> <td>1</td> <td>33.33%</td> </tr> <tr> <td>Disagree</td> <td>0</td> <td>0%</td> </tr> <tr> <td>Strongly Disagree</td> <td>0</td> <td>0%</td> </tr> </tbody> </table> | Choice | Number | Percentage | Strongly Agree | 2 | 66.67% | Agree | 0 | 0% | Uncertain | 1 | 33.33% | Disagree | 0 | 0% | Strongly Disagree | 0 | 0% |  <p> ● Stron... ● Unce... </p> |
| Choice | Number | Percentage | | | | | | | | | | | | | | | | | | | |
| Strongly Agree | 2 | 66.67% | | | | | | | | | | | | | | | | | | | |
| Agree | 0 | 0% | | | | | | | | | | | | | | | | | | | |
| Uncertain | 1 | 33.33% | | | | | | | | | | | | | | | | | | | |
| Disagree | 0 | 0% | | | | | | | | | | | | | | | | | | | |
| Strongly Disagree | 0 | 0% | | | | | | | | | | | | | | | | | | | |
| 17 | The method of assessment were reasonable | <table border="1"> <thead> <tr> <th>Choice</th> <th>Number</th> <th>Percentage</th> </tr> </thead> <tbody> <tr> <td>Strongly Agree</td> <td>2</td> <td>66.67%</td> </tr> <tr> <td>Agree</td> <td>0</td> <td>0%</td> </tr> <tr> <td>Uncertain</td> <td>1</td> <td>33.33%</td> </tr> <tr> <td>Disagree</td> <td>0</td> <td>0%</td> </tr> <tr> <td>Strongly Disagree</td> <td>0</td> <td>0%</td> </tr> </tbody> </table> | Choice | Number | Percentage | Strongly Agree | 2 | 66.67% | Agree | 0 | 0% | Uncertain | 1 | 33.33% | Disagree | 0 | 0% | Strongly Disagree | 0 | 0% |  <p> ● Stron... ● Unce... </p> |
| Choice | Number | Percentage | | | | | | | | | | | | | | | | | | | |
| Strongly Agree | 2 | 66.67% | | | | | | | | | | | | | | | | | | | |
| Agree | 0 | 0% | | | | | | | | | | | | | | | | | | | |
| Uncertain | 1 | 33.33% | | | | | | | | | | | | | | | | | | | |
| Disagree | 0 | 0% | | | | | | | | | | | | | | | | | | | |
| Strongly Disagree | 0 | 0% | | | | | | | | | | | | | | | | | | | |
| 18 | Feedback on assessment was timely | <table border="1"> <thead> <tr> <th>Choice</th> <th>Number</th> <th>Percentage</th> </tr> </thead> <tbody> <tr> <td>Strongly Agree</td> <td>1</td> <td>33.33%</td> </tr> <tr> <td>Agree</td> <td>1</td> <td>33.33%</td> </tr> <tr> <td>Uncertain</td> <td>1</td> <td>33.33%</td> </tr> <tr> <td>Disagree</td> <td>0</td> <td>0%</td> </tr> <tr> <td>Strongly Disagree</td> <td>0</td> <td>0%</td> </tr> </tbody> </table> | Choice | Number | Percentage | Strongly Agree | 1 | 33.33% | Agree | 1 | 33.33% | Uncertain | 1 | 33.33% | Disagree | 0 | 0% | Strongly Disagree | 0 | 0% |  <p> ● Stron... ● Agree ● Unce... </p> |
| Choice | Number | Percentage | | | | | | | | | | | | | | | | | | | |
| Strongly Agree | 1 | 33.33% | | | | | | | | | | | | | | | | | | | |
| Agree | 1 | 33.33% | | | | | | | | | | | | | | | | | | | |
| Uncertain | 1 | 33.33% | | | | | | | | | | | | | | | | | | | |
| Disagree | 0 | 0% | | | | | | | | | | | | | | | | | | | |
| Strongly Disagree | 0 | 0% | | | | | | | | | | | | | | | | | | | |
| 19 | Feedback on assessment was helpful | <table border="1"> <thead> <tr> <th>Choice</th> <th>Number</th> <th>Percentage</th> </tr> </thead> <tbody> <tr> <td>Strongly Agree</td> <td>2</td> <td>66.67%</td> </tr> <tr> <td>Agree</td> <td>0</td> <td>0%</td> </tr> <tr> <td>Uncertain</td> <td>1</td> <td>33.33%</td> </tr> <tr> <td>Disagree</td> <td>0</td> <td>0%</td> </tr> <tr> <td>Strongly Disagree</td> <td>0</td> <td>0%</td> </tr> </tbody> </table> | Choice | Number | Percentage | Strongly Agree | 2 | 66.67% | Agree | 0 | 0% | Uncertain | 1 | 33.33% | Disagree | 0 | 0% | Strongly Disagree | 0 | 0% |  <p> ● Stron... ● Unce... </p> |
| Choice | Number | Percentage | | | | | | | | | | | | | | | | | | | |
| Strongly Agree | 2 | 66.67% | | | | | | | | | | | | | | | | | | | |
| Agree | 0 | 0% | | | | | | | | | | | | | | | | | | | |
| Uncertain | 1 | 33.33% | | | | | | | | | | | | | | | | | | | |
| Disagree | 0 | 0% | | | | | | | | | | | | | | | | | | | |
| Strongly Disagree | 0 | 0% | | | | | | | | | | | | | | | | | | | |

| 20 | I understood the lectures | <table border="1"> <thead> <tr> <th>Choice</th> <th>Number</th> <th>Percentage</th> </tr> </thead> <tbody> <tr> <td>Strongly Agree</td> <td>2</td> <td>66.67%</td> </tr> <tr> <td>Agree</td> <td>0</td> <td>0%</td> </tr> <tr> <td>Uncertain</td> <td>0</td> <td>0%</td> </tr> <tr> <td>Disagree</td> <td>1</td> <td>33.33%</td> </tr> <tr> <td>Strongly Disagree</td> <td>0</td> <td>0%</td> </tr> </tbody> </table> | Choice | Number | Percentage | Strongly Agree | 2 | 66.67% | Agree | 0 | 0% | Uncertain | 0 | 0% | Disagree | 1 | 33.33% | Strongly Disagree | 0 | 0% |  <p>● Stron... ● Disa...</p> |
|-------------------|---|---|--------|--------|------------|----------------|---|--------|-------|---|--------|-----------|---|----|----------|---|--------|-------------------|---|----|---|
| Choice | Number | Percentage | | | | | | | | | | | | | | | | | | | |
| Strongly Agree | 2 | 66.67% | | | | | | | | | | | | | | | | | | | |
| Agree | 0 | 0% | | | | | | | | | | | | | | | | | | | |
| Uncertain | 0 | 0% | | | | | | | | | | | | | | | | | | | |
| Disagree | 1 | 33.33% | | | | | | | | | | | | | | | | | | | |
| Strongly Disagree | 0 | 0% | | | | | | | | | | | | | | | | | | | |
| 21 | The material was well organized and presented | <table border="1"> <thead> <tr> <th>Choice</th> <th>Number</th> <th>Percentage</th> </tr> </thead> <tbody> <tr> <td>Strongly Agree</td> <td>1</td> <td>33.33%</td> </tr> <tr> <td>Agree</td> <td>1</td> <td>33.33%</td> </tr> <tr> <td>Uncertain</td> <td>0</td> <td>0%</td> </tr> <tr> <td>Disagree</td> <td>1</td> <td>33.33%</td> </tr> <tr> <td>Strongly Disagree</td> <td>0</td> <td>0%</td> </tr> </tbody> </table> | Choice | Number | Percentage | Strongly Agree | 1 | 33.33% | Agree | 1 | 33.33% | Uncertain | 0 | 0% | Disagree | 1 | 33.33% | Strongly Disagree | 0 | 0% |  <p>● Stron... ● Agree... ● Disa...</p> |
| Choice | Number | Percentage | | | | | | | | | | | | | | | | | | | |
| Strongly Agree | 1 | 33.33% | | | | | | | | | | | | | | | | | | | |
| Agree | 1 | 33.33% | | | | | | | | | | | | | | | | | | | |
| Uncertain | 0 | 0% | | | | | | | | | | | | | | | | | | | |
| Disagree | 1 | 33.33% | | | | | | | | | | | | | | | | | | | |
| Strongly Disagree | 0 | 0% | | | | | | | | | | | | | | | | | | | |
| 22 | The instructor was responsive to student needs and problems | <table border="1"> <thead> <tr> <th>Choice</th> <th>Number</th> <th>Percentage</th> </tr> </thead> <tbody> <tr> <td>Strongly Agree</td> <td>1</td> <td>33.33%</td> </tr> <tr> <td>Agree</td> <td>1</td> <td>33.33%</td> </tr> <tr> <td>Uncertain</td> <td>0</td> <td>0%</td> </tr> <tr> <td>Disagree</td> <td>1</td> <td>33.33%</td> </tr> <tr> <td>Strongly Disagree</td> <td>0</td> <td>0%</td> </tr> </tbody> </table> | Choice | Number | Percentage | Strongly Agree | 1 | 33.33% | Agree | 1 | 33.33% | Uncertain | 0 | 0% | Disagree | 1 | 33.33% | Strongly Disagree | 0 | 0% |  <p>● Stron... ● Agree... ● Disa...</p> |
| Choice | Number | Percentage | | | | | | | | | | | | | | | | | | | |
| Strongly Agree | 1 | 33.33% | | | | | | | | | | | | | | | | | | | |
| Agree | 1 | 33.33% | | | | | | | | | | | | | | | | | | | |
| Uncertain | 0 | 0% | | | | | | | | | | | | | | | | | | | |
| Disagree | 1 | 33.33% | | | | | | | | | | | | | | | | | | | |
| Strongly Disagree | 0 | 0% | | | | | | | | | | | | | | | | | | | |
| 23 | Had the instructor been regular throughout the course | <table border="1"> <thead> <tr> <th>Choice</th> <th>Number</th> <th>Percentage</th> </tr> </thead> <tbody> <tr> <td>Strongly Agree</td> <td>2</td> <td>66.67%</td> </tr> <tr> <td>Agree</td> <td>0</td> <td>0%</td> </tr> <tr> <td>Uncertain</td> <td>0</td> <td>0%</td> </tr> <tr> <td>Disagree</td> <td>1</td> <td>33.33%</td> </tr> <tr> <td>Strongly Disagree</td> <td>0</td> <td>0%</td> </tr> </tbody> </table> | Choice | Number | Percentage | Strongly Agree | 2 | 66.67% | Agree | 0 | 0% | Uncertain | 0 | 0% | Disagree | 1 | 33.33% | Strongly Disagree | 0 | 0% |  <p>● Stron... ● Disa...</p> |
| Choice | Number | Percentage | | | | | | | | | | | | | | | | | | | |
| Strongly Agree | 2 | 66.67% | | | | | | | | | | | | | | | | | | | |
| Agree | 0 | 0% | | | | | | | | | | | | | | | | | | | |
| Uncertain | 0 | 0% | | | | | | | | | | | | | | | | | | | |
| Disagree | 1 | 33.33% | | | | | | | | | | | | | | | | | | | |
| Strongly Disagree | 0 | 0% | | | | | | | | | | | | | | | | | | | |
| 24 | The material in the tutorials was useful | <table border="1"> <thead> <tr> <th>Choice</th> <th>Number</th> <th>Percentage</th> </tr> </thead> <tbody> <tr> <td>Strongly Agree</td> <td>2</td> <td>66.67%</td> </tr> <tr> <td>Agree</td> <td>0</td> <td>0%</td> </tr> <tr> <td>Uncertain</td> <td>0</td> <td>0%</td> </tr> <tr> <td>Disagree</td> <td>1</td> <td>33.33%</td> </tr> <tr> <td>Strongly Disagree</td> <td>0</td> <td>0%</td> </tr> </tbody> </table> | Choice | Number | Percentage | Strongly Agree | 2 | 66.67% | Agree | 0 | 0% | Uncertain | 0 | 0% | Disagree | 1 | 33.33% | Strongly Disagree | 0 | 0% |  <p>● Stron... ● Disa...</p> |
| Choice | Number | Percentage | | | | | | | | | | | | | | | | | | | |
| Strongly Agree | 2 | 66.67% | | | | | | | | | | | | | | | | | | | |
| Agree | 0 | 0% | | | | | | | | | | | | | | | | | | | |
| Uncertain | 0 | 0% | | | | | | | | | | | | | | | | | | | |
| Disagree | 1 | 33.33% | | | | | | | | | | | | | | | | | | | |
| Strongly Disagree | 0 | 0% | | | | | | | | | | | | | | | | | | | |

| 25 | I was happy with the amount of work needed for tutorials | <table border="1"> <thead> <tr> <th>Choice</th> <th>Number</th> <th>Percentage</th> </tr> </thead> <tbody> <tr> <td>Strongly Agree</td> <td>1</td> <td>33.33%</td> </tr> <tr> <td>Agree</td> <td>1</td> <td>33.33%</td> </tr> <tr> <td>Uncertain</td> <td>0</td> <td>0%</td> </tr> <tr> <td>Disagree</td> <td>1</td> <td>33.33%</td> </tr> <tr> <td>Strongly Disagree</td> <td>0</td> <td>0%</td> </tr> </tbody> </table> | Choice | Number | Percentage | Strongly Agree | 1 | 33.33% | Agree | 1 | 33.33% | Uncertain | 0 | 0% | Disagree | 1 | 33.33% | Strongly Disagree | 0 | 0% |  <p> ● Stron... ● Agree ● Disa... </p> |
|-------------------|--|---|--------|--------|------------|----------------|---|--------|-------|---|--------|-----------|---|----|----------|---|--------|-------------------|---|----|--|
| Choice | Number | Percentage | | | | | | | | | | | | | | | | | | | |
| Strongly Agree | 1 | 33.33% | | | | | | | | | | | | | | | | | | | |
| Agree | 1 | 33.33% | | | | | | | | | | | | | | | | | | | |
| Uncertain | 0 | 0% | | | | | | | | | | | | | | | | | | | |
| Disagree | 1 | 33.33% | | | | | | | | | | | | | | | | | | | |
| Strongly Disagree | 0 | 0% | | | | | | | | | | | | | | | | | | | |
| 26 | The tutor dealt effectively with my problems | <table border="1"> <thead> <tr> <th>Choice</th> <th>Number</th> <th>Percentage</th> </tr> </thead> <tbody> <tr> <td>Strongly Agree</td> <td>1</td> <td>33.33%</td> </tr> <tr> <td>Agree</td> <td>1</td> <td>33.33%</td> </tr> <tr> <td>Uncertain</td> <td>0</td> <td>0%</td> </tr> <tr> <td>Disagree</td> <td>1</td> <td>33.33%</td> </tr> <tr> <td>Strongly Disagree</td> <td>0</td> <td>0%</td> </tr> </tbody> </table> | Choice | Number | Percentage | Strongly Agree | 1 | 33.33% | Agree | 1 | 33.33% | Uncertain | 0 | 0% | Disagree | 1 | 33.33% | Strongly Disagree | 0 | 0% |  <p> ● Stron... ● Agree ● Disa... </p> |
| Choice | Number | Percentage | | | | | | | | | | | | | | | | | | | |
| Strongly Agree | 1 | 33.33% | | | | | | | | | | | | | | | | | | | |
| Agree | 1 | 33.33% | | | | | | | | | | | | | | | | | | | |
| Uncertain | 0 | 0% | | | | | | | | | | | | | | | | | | | |
| Disagree | 1 | 33.33% | | | | | | | | | | | | | | | | | | | |
| Strongly Disagree | 0 | 0% | | | | | | | | | | | | | | | | | | | |
| 27 | The material in the practicals was useful | <table border="1"> <thead> <tr> <th>Choice</th> <th>Number</th> <th>Percentage</th> </tr> </thead> <tbody> <tr> <td>Strongly Agree</td> <td>1</td> <td>33.33%</td> </tr> <tr> <td>Agree</td> <td>1</td> <td>33.33%</td> </tr> <tr> <td>Uncertain</td> <td>0</td> <td>0%</td> </tr> <tr> <td>Disagree</td> <td>1</td> <td>33.33%</td> </tr> <tr> <td>Strongly Disagree</td> <td>0</td> <td>0%</td> </tr> </tbody> </table> | Choice | Number | Percentage | Strongly Agree | 1 | 33.33% | Agree | 1 | 33.33% | Uncertain | 0 | 0% | Disagree | 1 | 33.33% | Strongly Disagree | 0 | 0% |  <p> ● Stron... ● Agree ● Disa... </p> |
| Choice | Number | Percentage | | | | | | | | | | | | | | | | | | | |
| Strongly Agree | 1 | 33.33% | | | | | | | | | | | | | | | | | | | |
| Agree | 1 | 33.33% | | | | | | | | | | | | | | | | | | | |
| Uncertain | 0 | 0% | | | | | | | | | | | | | | | | | | | |
| Disagree | 1 | 33.33% | | | | | | | | | | | | | | | | | | | |
| Strongly Disagree | 0 | 0% | | | | | | | | | | | | | | | | | | | |
| 28 | The demonstrators dealt effectively with my problems | <table border="1"> <thead> <tr> <th>Choice</th> <th>Number</th> <th>Percentage</th> </tr> </thead> <tbody> <tr> <td>Strongly Agree</td> <td>2</td> <td>66.67%</td> </tr> <tr> <td>Agree</td> <td>0</td> <td>0%</td> </tr> <tr> <td>Uncertain</td> <td>0</td> <td>0%</td> </tr> <tr> <td>Disagree</td> <td>1</td> <td>33.33%</td> </tr> <tr> <td>Strongly Disagree</td> <td>0</td> <td>0%</td> </tr> </tbody> </table> | Choice | Number | Percentage | Strongly Agree | 2 | 66.67% | Agree | 0 | 0% | Uncertain | 0 | 0% | Disagree | 1 | 33.33% | Strongly Disagree | 0 | 0% |  <p> ● Stron... ● Disa... </p> |
| Choice | Number | Percentage | | | | | | | | | | | | | | | | | | | |
| Strongly Agree | 2 | 66.67% | | | | | | | | | | | | | | | | | | | |
| Agree | 0 | 0% | | | | | | | | | | | | | | | | | | | |
| Uncertain | 0 | 0% | | | | | | | | | | | | | | | | | | | |
| Disagree | 1 | 33.33% | | | | | | | | | | | | | | | | | | | |
| Strongly Disagree | 0 | 0% | | | | | | | | | | | | | | | | | | | |
| 29 | The best features of the Course were | Super lecturer good no | | | | | | | | | | | | | | | | | | | |
| 30 | The Course could have been improved by | No good loss | | | | | | | | | | | | | | | | | | | |
| 31 | The University does not tolerate discrimination on any irrelevant distinction (e.g. race, age, gender) and is committed to work with diversity in a wholly positive way. Please indicate below anything in relation to this Course which may run counter to this objective | No no comment | | | | | | | | | | | | | | | | | | | |

