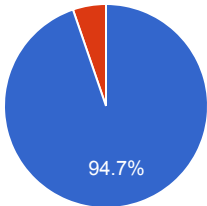
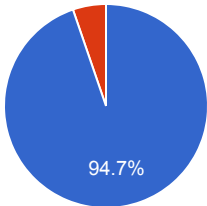

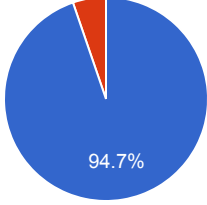
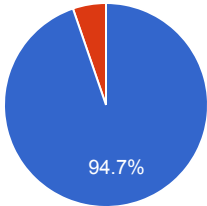
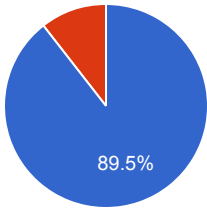
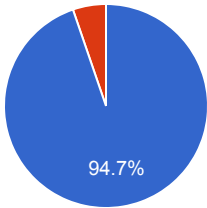
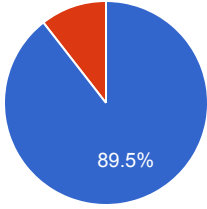




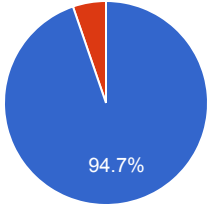
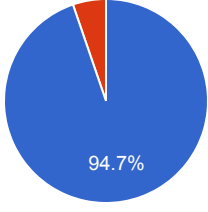


# Teacher Evaluation - Program: 0316

Teacher Name: MUHAMMAD SHOAIB		Course ID: MTS-602 Course Title: Numerical Linear Algebra		Session: 2017 Fall																			
Shift: After noon -- Section:		Total Strength: 21		Attempted: 19																			
S.No	Question	Opinions			Chart																		
1	The Instructor is prepared for each class	<table border="1"> <thead> <tr> <th>Choice</th> <th>Number</th> <th>Percentage</th> </tr> </thead> <tbody> <tr> <td>Strongly Agree</td> <td>18</td> <td>94.74%</td> </tr> <tr> <td>Agree</td> <td>1</td> <td>5.26%</td> </tr> <tr> <td>Uncertain</td> <td>0</td> <td>0%</td> </tr> <tr> <td>Disagree</td> <td>0</td> <td>0%</td> </tr> <tr> <td>Strongly Disagree</td> <td>0</td> <td>0%</td> </tr> </tbody> </table>	Choice	Number	Percentage	Strongly Agree	18	94.74%	Agree	1	5.26%	Uncertain	0	0%	Disagree	0	0%	Strongly Disagree	0	0%	<p>94.7%</p>		
Choice	Number	Percentage																					
Strongly Agree	18	94.74%																					
Agree	1	5.26%																					
Uncertain	0	0%																					
Disagree	0	0%																					
Strongly Disagree	0	0%																					
2	The Instructor demonstrates knowledge of the subject	<table border="1"> <thead> <tr> <th>Choice</th> <th>Number</th> <th>Percentage</th> </tr> </thead> <tbody> <tr> <td>Strongly Agree</td> <td>16</td> <td>84.21%</td> </tr> <tr> <td>Agree</td> <td>3</td> <td>15.79%</td> </tr> <tr> <td>Uncertain</td> <td>0</td> <td>0%</td> </tr> <tr> <td>Disagree</td> <td>0</td> <td>0%</td> </tr> <tr> <td>Strongly Disagree</td> <td>0</td> <td>0%</td> </tr> </tbody> </table>	Choice	Number	Percentage	Strongly Agree	16	84.21%	Agree	3	15.79%	Uncertain	0	0%	Disagree	0	0%	Strongly Disagree	0	0%	<p>84.2%</p>		
Choice	Number	Percentage																					
Strongly Agree	16	84.21%																					
Agree	3	15.79%																					
Uncertain	0	0%																					
Disagree	0	0%																					
Strongly Disagree	0	0%																					
3	The Instructor has completed the whole course	<table border="1"> <thead> <tr> <th>Choice</th> <th>Number</th> <th>Percentage</th> </tr> </thead> <tbody> <tr> <td>Strongly Agree</td> <td>18</td> <td>94.74%</td> </tr> <tr> <td>Agree</td> <td>1</td> <td>5.26%</td> </tr> <tr> <td>Uncertain</td> <td>0</td> <td>0%</td> </tr> <tr> <td>Disagree</td> <td>0</td> <td>0%</td> </tr> <tr> <td>Strongly Disagree</td> <td>0</td> <td>0%</td> </tr> </tbody> </table>	Choice	Number	Percentage	Strongly Agree	18	94.74%	Agree	1	5.26%	Uncertain	0	0%	Disagree	0	0%	Strongly Disagree	0	0%	<p>94.7%</p>		
Choice	Number	Percentage																					
Strongly Agree	18	94.74%																					
Agree	1	5.26%																					
Uncertain	0	0%																					
Disagree	0	0%																					
Strongly Disagree	0	0%																					
4	The Instructor provides additional material apart from the textbook	<table border="1"> <thead> <tr> <th>Choice</th> <th>Number</th> <th>Percentage</th> </tr> </thead> <tbody> <tr> <td>Strongly Agree</td> <td>18</td> <td>94.74%</td> </tr> <tr> <td>Agree</td> <td>1</td> <td>5.26%</td> </tr> <tr> <td>Uncertain</td> <td>0</td> <td>0%</td> </tr> <tr> <td>Disagree</td> <td>0</td> <td>0%</td> </tr> <tr> <td>Strongly Disagree</td> <td>0</td> <td>0%</td> </tr> </tbody> </table>	Choice	Number	Percentage	Strongly Agree	18	94.74%	Agree	1	5.26%	Uncertain	0	0%	Disagree	0	0%	Strongly Disagree	0	0%	<p>94.7%</p>		
Choice	Number	Percentage																					
Strongly Agree	18	94.74%																					
Agree	1	5.26%																					
Uncertain	0	0%																					
Disagree	0	0%																					
Strongly Disagree	0	0%																					




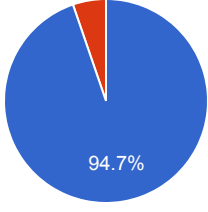

5	The Instructor gives citations regarding current situations with reference to Pakistani context	<table border="1"> <thead> <tr> <th>Choice</th> <th>Number</th> <th>Percentage</th> </tr> </thead> <tbody> <tr> <td>Strongly Agree</td> <td>18</td> <td>94.74%</td> </tr> <tr> <td>Agree</td> <td>1</td> <td>5.26%</td> </tr> <tr> <td>Uncertain</td> <td>0</td> <td>0%</td> </tr> <tr> <td>Disagree</td> <td>0</td> <td>0%</td> </tr> <tr> <td>Strongly Disagree</td> <td>0</td> <td>0%</td> </tr> </tbody> </table>	Choice	Number	Percentage	Strongly Agree	18	94.74%	Agree	1	5.26%	Uncertain	0	0%	Disagree	0	0%	Strongly Disagree	0	0%	 <p>94.7%</p> <ul style="list-style-type: none"> <li>● Stron...</li> <li>● Agree</li> </ul>
Choice	Number	Percentage																			
Strongly Agree	18	94.74%																			
Agree	1	5.26%																			
Uncertain	0	0%																			
Disagree	0	0%																			
Strongly Disagree	0	0%																			
6	The Instructor communicates the subject matter effectively	<table border="1"> <thead> <tr> <th>Choice</th> <th>Number</th> <th>Percentage</th> </tr> </thead> <tbody> <tr> <td>Strongly Agree</td> <td>18</td> <td>94.74%</td> </tr> <tr> <td>Agree</td> <td>1</td> <td>5.26%</td> </tr> <tr> <td>Uncertain</td> <td>0</td> <td>0%</td> </tr> <tr> <td>Disagree</td> <td>0</td> <td>0%</td> </tr> <tr> <td>Strongly Disagree</td> <td>0</td> <td>0%</td> </tr> </tbody> </table>	Choice	Number	Percentage	Strongly Agree	18	94.74%	Agree	1	5.26%	Uncertain	0	0%	Disagree	0	0%	Strongly Disagree	0	0%	 <p>94.7%</p> <ul style="list-style-type: none"> <li>● Stron...</li> <li>● Agree</li> </ul>
Choice	Number	Percentage																			
Strongly Agree	18	94.74%																			
Agree	1	5.26%																			
Uncertain	0	0%																			
Disagree	0	0%																			
Strongly Disagree	0	0%																			
7	The Instructor shows respect towards students and encourages class participation	<table border="1"> <thead> <tr> <th>Choice</th> <th>Number</th> <th>Percentage</th> </tr> </thead> <tbody> <tr> <td>Strongly Agree</td> <td>19</td> <td>100%</td> </tr> <tr> <td>Agree</td> <td>0</td> <td>0%</td> </tr> <tr> <td>Uncertain</td> <td>0</td> <td>0%</td> </tr> <tr> <td>Disagree</td> <td>0</td> <td>0%</td> </tr> <tr> <td>Strongly Disagree</td> <td>0</td> <td>0%</td> </tr> </tbody> </table>	Choice	Number	Percentage	Strongly Agree	19	100%	Agree	0	0%	Uncertain	0	0%	Disagree	0	0%	Strongly Disagree	0	0%	 <p>100%</p> <ul style="list-style-type: none"> <li>● Stron...</li> </ul>
Choice	Number	Percentage																			
Strongly Agree	19	100%																			
Agree	0	0%																			
Uncertain	0	0%																			
Disagree	0	0%																			
Strongly Disagree	0	0%																			
8	The Instructor maintains an environment that is conducive to learning	<table border="1"> <thead> <tr> <th>Choice</th> <th>Number</th> <th>Percentage</th> </tr> </thead> <tbody> <tr> <td>Strongly Agree</td> <td>18</td> <td>94.74%</td> </tr> <tr> <td>Agree</td> <td>1</td> <td>5.26%</td> </tr> <tr> <td>Uncertain</td> <td>0</td> <td>0%</td> </tr> <tr> <td>Disagree</td> <td>0</td> <td>0%</td> </tr> <tr> <td>Strongly Disagree</td> <td>0</td> <td>0%</td> </tr> </tbody> </table>	Choice	Number	Percentage	Strongly Agree	18	94.74%	Agree	1	5.26%	Uncertain	0	0%	Disagree	0	0%	Strongly Disagree	0	0%	 <p>94.7%</p> <ul style="list-style-type: none"> <li>● Stron...</li> <li>● Agree</li> </ul>
Choice	Number	Percentage																			
Strongly Agree	18	94.74%																			
Agree	1	5.26%																			
Uncertain	0	0%																			
Disagree	0	0%																			
Strongly Disagree	0	0%																			
9	The Instructor arrives on time	<table border="1"> <thead> <tr> <th>Choice</th> <th>Number</th> <th>Percentage</th> </tr> </thead> <tbody> <tr> <td>Strongly Agree</td> <td>18</td> <td>94.74%</td> </tr> <tr> <td>Agree</td> <td>1</td> <td>5.26%</td> </tr> <tr> <td>Uncertain</td> <td>0</td> <td>0%</td> </tr> <tr> <td>Disagree</td> <td>0</td> <td>0%</td> </tr> <tr> <td>Strongly Disagree</td> <td>0</td> <td>0%</td> </tr> </tbody> </table>	Choice	Number	Percentage	Strongly Agree	18	94.74%	Agree	1	5.26%	Uncertain	0	0%	Disagree	0	0%	Strongly Disagree	0	0%	 <p>94.7%</p> <ul style="list-style-type: none"> <li>● Stron...</li> <li>● Agree</li> </ul>
Choice	Number	Percentage																			
Strongly Agree	18	94.74%																			
Agree	1	5.26%																			
Uncertain	0	0%																			
Disagree	0	0%																			
Strongly Disagree	0	0%																			



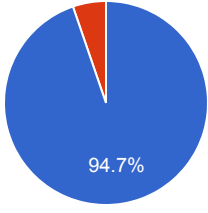
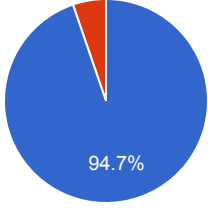
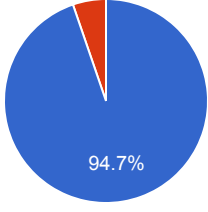
10	The Instructor leaves on time	<table border="1"> <thead> <tr> <th>Choice</th> <th>Number</th> <th>Percentage</th> </tr> </thead> <tbody> <tr> <td>Strongly Agree</td> <td>17</td> <td>89.47%</td> </tr> <tr> <td>Agree</td> <td>2</td> <td>10.53%</td> </tr> <tr> <td>Uncertain</td> <td>0</td> <td>0%</td> </tr> <tr> <td>Disagree</td> <td>0</td> <td>0%</td> </tr> <tr> <td>Strongly Disagree</td> <td>0</td> <td>0%</td> </tr> </tbody> </table>	Choice	Number	Percentage	Strongly Agree	17	89.47%	Agree	2	10.53%	Uncertain	0	0%	Disagree	0	0%	Strongly Disagree	0	0%	 <p>89.5%</p> <ul style="list-style-type: none"> <li>● Stron...</li> <li>● Agree</li> </ul>
Choice	Number	Percentage																			
Strongly Agree	17	89.47%																			
Agree	2	10.53%																			
Uncertain	0	0%																			
Disagree	0	0%																			
Strongly Disagree	0	0%																			
11	The Instructor is fair in examination	<table border="1"> <thead> <tr> <th>Choice</th> <th>Number</th> <th>Percentage</th> </tr> </thead> <tbody> <tr> <td>Strongly Agree</td> <td>18</td> <td>94.74%</td> </tr> <tr> <td>Agree</td> <td>1</td> <td>5.26%</td> </tr> <tr> <td>Uncertain</td> <td>0</td> <td>0%</td> </tr> <tr> <td>Disagree</td> <td>0</td> <td>0%</td> </tr> <tr> <td>Strongly Disagree</td> <td>0</td> <td>0%</td> </tr> </tbody> </table>	Choice	Number	Percentage	Strongly Agree	18	94.74%	Agree	1	5.26%	Uncertain	0	0%	Disagree	0	0%	Strongly Disagree	0	0%	 <p>94.7%</p> <ul style="list-style-type: none"> <li>● Stron...</li> <li>● Agree</li> </ul>
Choice	Number	Percentage																			
Strongly Agree	18	94.74%																			
Agree	1	5.26%																			
Uncertain	0	0%																			
Disagree	0	0%																			
Strongly Disagree	0	0%																			
12	The Instructor returns the graded scripts etc. in a reasonable amount of time	<table border="1"> <thead> <tr> <th>Choice</th> <th>Number</th> <th>Percentage</th> </tr> </thead> <tbody> <tr> <td>Strongly Agree</td> <td>17</td> <td>89.47%</td> </tr> <tr> <td>Agree</td> <td>2</td> <td>10.53%</td> </tr> <tr> <td>Uncertain</td> <td>0</td> <td>0%</td> </tr> <tr> <td>Disagree</td> <td>0</td> <td>0%</td> </tr> <tr> <td>Strongly Disagree</td> <td>0</td> <td>0%</td> </tr> </tbody> </table>	Choice	Number	Percentage	Strongly Agree	17	89.47%	Agree	2	10.53%	Uncertain	0	0%	Disagree	0	0%	Strongly Disagree	0	0%	 <p>89.5%</p> <ul style="list-style-type: none"> <li>● Stron...</li> <li>● Agree</li> </ul>
Choice	Number	Percentage																			
Strongly Agree	17	89.47%																			
Agree	2	10.53%																			
Uncertain	0	0%																			
Disagree	0	0%																			
Strongly Disagree	0	0%																			
13	The Instructor was available during the specified office hours and for after class consultations	<table border="1"> <thead> <tr> <th>Choice</th> <th>Number</th> <th>Percentage</th> </tr> </thead> <tbody> <tr> <td>Strongly Agree</td> <td>19</td> <td>100%</td> </tr> <tr> <td>Agree</td> <td>0</td> <td>0%</td> </tr> <tr> <td>Uncertain</td> <td>0</td> <td>0%</td> </tr> <tr> <td>Disagree</td> <td>0</td> <td>0%</td> </tr> <tr> <td>Strongly Disagree</td> <td>0</td> <td>0%</td> </tr> </tbody> </table>	Choice	Number	Percentage	Strongly Agree	19	100%	Agree	0	0%	Uncertain	0	0%	Disagree	0	0%	Strongly Disagree	0	0%	 <p>100%</p> <ul style="list-style-type: none"> <li>● Stron...</li> </ul>
Choice	Number	Percentage																			
Strongly Agree	19	100%																			
Agree	0	0%																			
Uncertain	0	0%																			
Disagree	0	0%																			
Strongly Disagree	0	0%																			
14	The Subject matter presented in the course has increased your knowledge of the subject	<table border="1"> <thead> <tr> <th>Choice</th> <th>Number</th> <th>Percentage</th> </tr> </thead> <tbody> <tr> <td>Strongly Agree</td> <td>19</td> <td>100%</td> </tr> <tr> <td>Agree</td> <td>0</td> <td>0%</td> </tr> <tr> <td>Uncertain</td> <td>0</td> <td>0%</td> </tr> <tr> <td>Disagree</td> <td>0</td> <td>0%</td> </tr> <tr> <td>Strongly Disagree</td> <td>0</td> <td>0%</td> </tr> </tbody> </table>	Choice	Number	Percentage	Strongly Agree	19	100%	Agree	0	0%	Uncertain	0	0%	Disagree	0	0%	Strongly Disagree	0	0%	 <p>100%</p> <ul style="list-style-type: none"> <li>● Stron...</li> </ul>
Choice	Number	Percentage																			
Strongly Agree	19	100%																			
Agree	0	0%																			
Uncertain	0	0%																			
Disagree	0	0%																			
Strongly Disagree	0	0%																			





15	The syllabus clearly states course objectives requirements, procedures and grading criteria	<table border="1"> <thead> <tr> <th>Choice</th> <th>Number</th> <th>Percentage</th> </tr> </thead> <tbody> <tr> <td>Strongly Agree</td> <td>19</td> <td>100%</td> </tr> <tr> <td>Agree</td> <td>0</td> <td>0%</td> </tr> <tr> <td>Uncertain</td> <td>0</td> <td>0%</td> </tr> <tr> <td>Disagree</td> <td>0</td> <td>0%</td> </tr> <tr> <td>Strongly Disagree</td> <td>0</td> <td>0%</td> </tr> </tbody> </table>	Choice	Number	Percentage	Strongly Agree	19	100%	Agree	0	0%	Uncertain	0	0%	Disagree	0	0%	Strongly Disagree	0	0%	 <p>100%</p> <p>● Stron...</p>
Choice	Number	Percentage																			
Strongly Agree	19	100%																			
Agree	0	0%																			
Uncertain	0	0%																			
Disagree	0	0%																			
Strongly Disagree	0	0%																			
16	The course integrates theoretical course concepts with real-world applications	<table border="1"> <thead> <tr> <th>Choice</th> <th>Number</th> <th>Percentage</th> </tr> </thead> <tbody> <tr> <td>Strongly Agree</td> <td>19</td> <td>100%</td> </tr> <tr> <td>Agree</td> <td>0</td> <td>0%</td> </tr> <tr> <td>Uncertain</td> <td>0</td> <td>0%</td> </tr> <tr> <td>Disagree</td> <td>0</td> <td>0%</td> </tr> <tr> <td>Strongly Disagree</td> <td>0</td> <td>0%</td> </tr> </tbody> </table>	Choice	Number	Percentage	Strongly Agree	19	100%	Agree	0	0%	Uncertain	0	0%	Disagree	0	0%	Strongly Disagree	0	0%	 <p>100%</p> <p>● Stron...</p>
Choice	Number	Percentage																			
Strongly Agree	19	100%																			
Agree	0	0%																			
Uncertain	0	0%																			
Disagree	0	0%																			
Strongly Disagree	0	0%																			
17	The assignments and exams covered the materials presented in the course	<table border="1"> <thead> <tr> <th>Choice</th> <th>Number</th> <th>Percentage</th> </tr> </thead> <tbody> <tr> <td>Strongly Agree</td> <td>18</td> <td>94.74%</td> </tr> <tr> <td>Agree</td> <td>1</td> <td>5.26%</td> </tr> <tr> <td>Uncertain</td> <td>0</td> <td>0%</td> </tr> <tr> <td>Disagree</td> <td>0</td> <td>0%</td> </tr> <tr> <td>Strongly Disagree</td> <td>0</td> <td>0%</td> </tr> </tbody> </table>	Choice	Number	Percentage	Strongly Agree	18	94.74%	Agree	1	5.26%	Uncertain	0	0%	Disagree	0	0%	Strongly Disagree	0	0%	 <p>94.7%</p> <p>● Stron... ● Agree</p>
Choice	Number	Percentage																			
Strongly Agree	18	94.74%																			
Agree	1	5.26%																			
Uncertain	0	0%																			
Disagree	0	0%																			
Strongly Disagree	0	0%																			
18	The course material is modern and updated	<table border="1"> <thead> <tr> <th>Choice</th> <th>Number</th> <th>Percentage</th> </tr> </thead> <tbody> <tr> <td>Strongly Agree</td> <td>18</td> <td>94.74%</td> </tr> <tr> <td>Agree</td> <td>1</td> <td>5.26%</td> </tr> <tr> <td>Uncertain</td> <td>0</td> <td>0%</td> </tr> <tr> <td>Disagree</td> <td>0</td> <td>0%</td> </tr> <tr> <td>Strongly Disagree</td> <td>0</td> <td>0%</td> </tr> </tbody> </table>	Choice	Number	Percentage	Strongly Agree	18	94.74%	Agree	1	5.26%	Uncertain	0	0%	Disagree	0	0%	Strongly Disagree	0	0%	 <p>94.7%</p> <p>● Stron... ● Agree</p>
Choice	Number	Percentage																			
Strongly Agree	18	94.74%																			
Agree	1	5.26%																			
Uncertain	0	0%																			
Disagree	0	0%																			
Strongly Disagree	0	0%																			
<b>Teachers Comment</b>		<b>Course Comment</b>																			

# Teacher Evaluation - Program: 0316

Teacher Name: TAZA GUL		Course ID: MTS-606 Course Title: Perturbation Methods in Fluid Dynamics			Session: 2017 Fall																		
Shift: After noon -- Section:		Total Strength: 21			Attempted: 19																		
S.No	Question	Opinions			Chart																		
1	The Instructor is prepared for each class	<table border="1"> <thead> <tr> <th>Choice</th> <th>Number</th> <th>Percentage</th> </tr> </thead> <tbody> <tr> <td>Strongly Agree</td> <td>19</td> <td>100%</td> </tr> <tr> <td>Agree</td> <td>0</td> <td>0%</td> </tr> <tr> <td>Uncertain</td> <td>0</td> <td>0%</td> </tr> <tr> <td>Disagree</td> <td>0</td> <td>0%</td> </tr> <tr> <td>Strongly Disagree</td> <td>0</td> <td>0%</td> </tr> </tbody> </table>	Choice	Number	Percentage	Strongly Agree	19	100%	Agree	0	0%	Uncertain	0	0%	Disagree	0	0%	Strongly Disagree	0	0%	<p>A pie chart with a single blue slice representing 100% of the responses. The text '100%' is written inside the slice. A legend to the right shows a blue dot followed by the text 'Stron...'. The chart is positioned in the center of the cell.</p>		
Choice	Number	Percentage																					
Strongly Agree	19	100%																					
Agree	0	0%																					
Uncertain	0	0%																					
Disagree	0	0%																					
Strongly Disagree	0	0%																					
2	The Instructor demonstrates knowledge of the subject	<table border="1"> <thead> <tr> <th>Choice</th> <th>Number</th> <th>Percentage</th> </tr> </thead> <tbody> <tr> <td>Strongly Agree</td> <td>19</td> <td>100%</td> </tr> <tr> <td>Agree</td> <td>0</td> <td>0%</td> </tr> <tr> <td>Uncertain</td> <td>0</td> <td>0%</td> </tr> <tr> <td>Disagree</td> <td>0</td> <td>0%</td> </tr> <tr> <td>Strongly Disagree</td> <td>0</td> <td>0%</td> </tr> </tbody> </table>	Choice	Number	Percentage	Strongly Agree	19	100%	Agree	0	0%	Uncertain	0	0%	Disagree	0	0%	Strongly Disagree	0	0%	<p>A pie chart with a single blue slice representing 100% of the responses. The text '100%' is written inside the slice. A legend to the right shows a blue dot followed by the text 'Stron...'. The chart is positioned in the center of the cell.</p>		
Choice	Number	Percentage																					
Strongly Agree	19	100%																					
Agree	0	0%																					
Uncertain	0	0%																					
Disagree	0	0%																					
Strongly Disagree	0	0%																					
3	The Instructor has completed the whole course	<table border="1"> <thead> <tr> <th>Choice</th> <th>Number</th> <th>Percentage</th> </tr> </thead> <tbody> <tr> <td>Strongly Agree</td> <td>19</td> <td>100%</td> </tr> <tr> <td>Agree</td> <td>0</td> <td>0%</td> </tr> <tr> <td>Uncertain</td> <td>0</td> <td>0%</td> </tr> <tr> <td>Disagree</td> <td>0</td> <td>0%</td> </tr> <tr> <td>Strongly Disagree</td> <td>0</td> <td>0%</td> </tr> </tbody> </table>	Choice	Number	Percentage	Strongly Agree	19	100%	Agree	0	0%	Uncertain	0	0%	Disagree	0	0%	Strongly Disagree	0	0%	<p>A pie chart with a single blue slice representing 100% of the responses. The text '100%' is written inside the slice. A legend to the right shows a blue dot followed by the text 'Stron...'. The chart is positioned in the center of the cell.</p>		
Choice	Number	Percentage																					
Strongly Agree	19	100%																					
Agree	0	0%																					
Uncertain	0	0%																					
Disagree	0	0%																					
Strongly Disagree	0	0%																					
4	The Instructor provides additional material apart from the textbook	<table border="1"> <thead> <tr> <th>Choice</th> <th>Number</th> <th>Percentage</th> </tr> </thead> <tbody> <tr> <td>Strongly Agree</td> <td>19</td> <td>100%</td> </tr> <tr> <td>Agree</td> <td>0</td> <td>0%</td> </tr> <tr> <td>Uncertain</td> <td>0</td> <td>0%</td> </tr> <tr> <td>Disagree</td> <td>0</td> <td>0%</td> </tr> <tr> <td>Strongly Disagree</td> <td>0</td> <td>0%</td> </tr> </tbody> </table>	Choice	Number	Percentage	Strongly Agree	19	100%	Agree	0	0%	Uncertain	0	0%	Disagree	0	0%	Strongly Disagree	0	0%	<p>A pie chart with a single blue slice representing 100% of the responses. The text '100%' is written inside the slice. A legend to the right shows a blue dot followed by the text 'Stron...'. The chart is positioned in the center of the cell.</p>		
Choice	Number	Percentage																					
Strongly Agree	19	100%																					
Agree	0	0%																					
Uncertain	0	0%																					
Disagree	0	0%																					
Strongly Disagree	0	0%																					

5	The Instructor gives citations regarding current situations with reference to Pakistani context	<table border="1"> <thead> <tr> <th>Choice</th> <th>Number</th> <th>Percentage</th> </tr> </thead> <tbody> <tr> <td>Strongly Agree</td> <td>19</td> <td>100%</td> </tr> <tr> <td>Agree</td> <td>0</td> <td>0%</td> </tr> <tr> <td>Uncertain</td> <td>0</td> <td>0%</td> </tr> <tr> <td>Disagree</td> <td>0</td> <td>0%</td> </tr> <tr> <td>Strongly Disagree</td> <td>0</td> <td>0%</td> </tr> </tbody> </table>	Choice	Number	Percentage	Strongly Agree	19	100%	Agree	0	0%	Uncertain	0	0%	Disagree	0	0%	Strongly Disagree	0	0%	 <p>100%</p> <p>● Stron...</p>
Choice	Number	Percentage																			
Strongly Agree	19	100%																			
Agree	0	0%																			
Uncertain	0	0%																			
Disagree	0	0%																			
Strongly Disagree	0	0%																			
6	The Instructor communicates the subject matter effectively	<table border="1"> <thead> <tr> <th>Choice</th> <th>Number</th> <th>Percentage</th> </tr> </thead> <tbody> <tr> <td>Strongly Agree</td> <td>19</td> <td>100%</td> </tr> <tr> <td>Agree</td> <td>0</td> <td>0%</td> </tr> <tr> <td>Uncertain</td> <td>0</td> <td>0%</td> </tr> <tr> <td>Disagree</td> <td>0</td> <td>0%</td> </tr> <tr> <td>Strongly Disagree</td> <td>0</td> <td>0%</td> </tr> </tbody> </table>	Choice	Number	Percentage	Strongly Agree	19	100%	Agree	0	0%	Uncertain	0	0%	Disagree	0	0%	Strongly Disagree	0	0%	 <p>100%</p> <p>● Stron...</p>
Choice	Number	Percentage																			
Strongly Agree	19	100%																			
Agree	0	0%																			
Uncertain	0	0%																			
Disagree	0	0%																			
Strongly Disagree	0	0%																			
7	The Instructor shows respect towards students and encourages class participation	<table border="1"> <thead> <tr> <th>Choice</th> <th>Number</th> <th>Percentage</th> </tr> </thead> <tbody> <tr> <td>Strongly Agree</td> <td>19</td> <td>100%</td> </tr> <tr> <td>Agree</td> <td>0</td> <td>0%</td> </tr> <tr> <td>Uncertain</td> <td>0</td> <td>0%</td> </tr> <tr> <td>Disagree</td> <td>0</td> <td>0%</td> </tr> <tr> <td>Strongly Disagree</td> <td>0</td> <td>0%</td> </tr> </tbody> </table>	Choice	Number	Percentage	Strongly Agree	19	100%	Agree	0	0%	Uncertain	0	0%	Disagree	0	0%	Strongly Disagree	0	0%	 <p>100%</p> <p>● Stron...</p>
Choice	Number	Percentage																			
Strongly Agree	19	100%																			
Agree	0	0%																			
Uncertain	0	0%																			
Disagree	0	0%																			
Strongly Disagree	0	0%																			
8	The Instructor maintains an environment that is conducive to learning	<table border="1"> <thead> <tr> <th>Choice</th> <th>Number</th> <th>Percentage</th> </tr> </thead> <tbody> <tr> <td>Strongly Agree</td> <td>18</td> <td>94.74%</td> </tr> <tr> <td>Agree</td> <td>1</td> <td>5.26%</td> </tr> <tr> <td>Uncertain</td> <td>0</td> <td>0%</td> </tr> <tr> <td>Disagree</td> <td>0</td> <td>0%</td> </tr> <tr> <td>Strongly Disagree</td> <td>0</td> <td>0%</td> </tr> </tbody> </table>	Choice	Number	Percentage	Strongly Agree	18	94.74%	Agree	1	5.26%	Uncertain	0	0%	Disagree	0	0%	Strongly Disagree	0	0%	 <p>94.7%</p> <p>● Stron... ● Agree</p>
Choice	Number	Percentage																			
Strongly Agree	18	94.74%																			
Agree	1	5.26%																			
Uncertain	0	0%																			
Disagree	0	0%																			
Strongly Disagree	0	0%																			
9	The Instructor arrives on time	<table border="1"> <thead> <tr> <th>Choice</th> <th>Number</th> <th>Percentage</th> </tr> </thead> <tbody> <tr> <td>Strongly Agree</td> <td>19</td> <td>100%</td> </tr> <tr> <td>Agree</td> <td>0</td> <td>0%</td> </tr> <tr> <td>Uncertain</td> <td>0</td> <td>0%</td> </tr> <tr> <td>Disagree</td> <td>0</td> <td>0%</td> </tr> <tr> <td>Strongly Disagree</td> <td>0</td> <td>0%</td> </tr> </tbody> </table>	Choice	Number	Percentage	Strongly Agree	19	100%	Agree	0	0%	Uncertain	0	0%	Disagree	0	0%	Strongly Disagree	0	0%	 <p>100%</p> <p>● Stron...</p>
Choice	Number	Percentage																			
Strongly Agree	19	100%																			
Agree	0	0%																			
Uncertain	0	0%																			
Disagree	0	0%																			
Strongly Disagree	0	0%																			


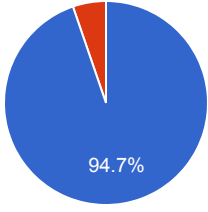

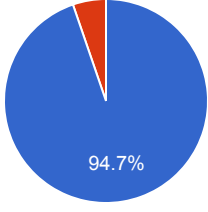

10	The Instructor leaves on time	<table border="1"> <thead> <tr> <th>Choice</th> <th>Number</th> <th>Percentage</th> </tr> </thead> <tbody> <tr> <td>Strongly Agree</td> <td>19</td> <td>100%</td> </tr> <tr> <td>Agree</td> <td>0</td> <td>0%</td> </tr> <tr> <td>Uncertain</td> <td>0</td> <td>0%</td> </tr> <tr> <td>Disagree</td> <td>0</td> <td>0%</td> </tr> <tr> <td>Strongly Disagree</td> <td>0</td> <td>0%</td> </tr> </tbody> </table>	Choice	Number	Percentage	Strongly Agree	19	100%	Agree	0	0%	Uncertain	0	0%	Disagree	0	0%	Strongly Disagree	0	0%	 <p>100%</p> <ul style="list-style-type: none"> <li>● Stron...</li> </ul>
Choice	Number	Percentage																			
Strongly Agree	19	100%																			
Agree	0	0%																			
Uncertain	0	0%																			
Disagree	0	0%																			
Strongly Disagree	0	0%																			
11	The Instructor is fair in examination	<table border="1"> <thead> <tr> <th>Choice</th> <th>Number</th> <th>Percentage</th> </tr> </thead> <tbody> <tr> <td>Strongly Agree</td> <td>19</td> <td>100%</td> </tr> <tr> <td>Agree</td> <td>0</td> <td>0%</td> </tr> <tr> <td>Uncertain</td> <td>0</td> <td>0%</td> </tr> <tr> <td>Disagree</td> <td>0</td> <td>0%</td> </tr> <tr> <td>Strongly Disagree</td> <td>0</td> <td>0%</td> </tr> </tbody> </table>	Choice	Number	Percentage	Strongly Agree	19	100%	Agree	0	0%	Uncertain	0	0%	Disagree	0	0%	Strongly Disagree	0	0%	 <p>100%</p> <ul style="list-style-type: none"> <li>● Stron...</li> </ul>
Choice	Number	Percentage																			
Strongly Agree	19	100%																			
Agree	0	0%																			
Uncertain	0	0%																			
Disagree	0	0%																			
Strongly Disagree	0	0%																			
12	The Instructor returns the graded scripts etc. in a reasonable amount of time	<table border="1"> <thead> <tr> <th>Choice</th> <th>Number</th> <th>Percentage</th> </tr> </thead> <tbody> <tr> <td>Strongly Agree</td> <td>18</td> <td>94.74%</td> </tr> <tr> <td>Agree</td> <td>1</td> <td>5.26%</td> </tr> <tr> <td>Uncertain</td> <td>0</td> <td>0%</td> </tr> <tr> <td>Disagree</td> <td>0</td> <td>0%</td> </tr> <tr> <td>Strongly Disagree</td> <td>0</td> <td>0%</td> </tr> </tbody> </table>	Choice	Number	Percentage	Strongly Agree	18	94.74%	Agree	1	5.26%	Uncertain	0	0%	Disagree	0	0%	Strongly Disagree	0	0%	 <p>94.7%</p> <ul style="list-style-type: none"> <li>● Stron...</li> <li>● Agree</li> </ul>
Choice	Number	Percentage																			
Strongly Agree	18	94.74%																			
Agree	1	5.26%																			
Uncertain	0	0%																			
Disagree	0	0%																			
Strongly Disagree	0	0%																			
13	The Instructor was available during the specified office hours and for after class consultations	<table border="1"> <thead> <tr> <th>Choice</th> <th>Number</th> <th>Percentage</th> </tr> </thead> <tbody> <tr> <td>Strongly Agree</td> <td>18</td> <td>94.74%</td> </tr> <tr> <td>Agree</td> <td>1</td> <td>5.26%</td> </tr> <tr> <td>Uncertain</td> <td>0</td> <td>0%</td> </tr> <tr> <td>Disagree</td> <td>0</td> <td>0%</td> </tr> <tr> <td>Strongly Disagree</td> <td>0</td> <td>0%</td> </tr> </tbody> </table>	Choice	Number	Percentage	Strongly Agree	18	94.74%	Agree	1	5.26%	Uncertain	0	0%	Disagree	0	0%	Strongly Disagree	0	0%	 <p>94.7%</p> <ul style="list-style-type: none"> <li>● Stron...</li> <li>● Agree</li> </ul>
Choice	Number	Percentage																			
Strongly Agree	18	94.74%																			
Agree	1	5.26%																			
Uncertain	0	0%																			
Disagree	0	0%																			
Strongly Disagree	0	0%																			
14	The Subject matter presented in the course has increased your knowledge of the subject	<table border="1"> <thead> <tr> <th>Choice</th> <th>Number</th> <th>Percentage</th> </tr> </thead> <tbody> <tr> <td>Strongly Agree</td> <td>18</td> <td>94.74%</td> </tr> <tr> <td>Agree</td> <td>1</td> <td>5.26%</td> </tr> <tr> <td>Uncertain</td> <td>0</td> <td>0%</td> </tr> <tr> <td>Disagree</td> <td>0</td> <td>0%</td> </tr> <tr> <td>Strongly Disagree</td> <td>0</td> <td>0%</td> </tr> </tbody> </table>	Choice	Number	Percentage	Strongly Agree	18	94.74%	Agree	1	5.26%	Uncertain	0	0%	Disagree	0	0%	Strongly Disagree	0	0%	 <p>94.7%</p> <ul style="list-style-type: none"> <li>● Stron...</li> <li>● Agree</li> </ul>
Choice	Number	Percentage																			
Strongly Agree	18	94.74%																			
Agree	1	5.26%																			
Uncertain	0	0%																			
Disagree	0	0%																			
Strongly Disagree	0	0%																			

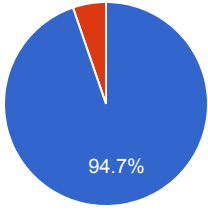




15	The syllabus clearly states course objectives requirements, procedures and grading criteria	<table border="1"> <thead> <tr> <th>Choice</th> <th>Number</th> <th>Percentage</th> </tr> </thead> <tbody> <tr> <td>Strongly Agree</td> <td>19</td> <td>100%</td> </tr> <tr> <td>Agree</td> <td>0</td> <td>0%</td> </tr> <tr> <td>Uncertain</td> <td>0</td> <td>0%</td> </tr> <tr> <td>Disagree</td> <td>0</td> <td>0%</td> </tr> <tr> <td>Strongly Disagree</td> <td>0</td> <td>0%</td> </tr> </tbody> </table>	Choice	Number	Percentage	Strongly Agree	19	100%	Agree	0	0%	Uncertain	0	0%	Disagree	0	0%	Strongly Disagree	0	0%	 <p>100%</p> <p>● Stron...</p>
Choice	Number	Percentage																			
Strongly Agree	19	100%																			
Agree	0	0%																			
Uncertain	0	0%																			
Disagree	0	0%																			
Strongly Disagree	0	0%																			
16	The course integrates theoretical course concepts with real-world applications	<table border="1"> <thead> <tr> <th>Choice</th> <th>Number</th> <th>Percentage</th> </tr> </thead> <tbody> <tr> <td>Strongly Agree</td> <td>19</td> <td>100%</td> </tr> <tr> <td>Agree</td> <td>0</td> <td>0%</td> </tr> <tr> <td>Uncertain</td> <td>0</td> <td>0%</td> </tr> <tr> <td>Disagree</td> <td>0</td> <td>0%</td> </tr> <tr> <td>Strongly Disagree</td> <td>0</td> <td>0%</td> </tr> </tbody> </table>	Choice	Number	Percentage	Strongly Agree	19	100%	Agree	0	0%	Uncertain	0	0%	Disagree	0	0%	Strongly Disagree	0	0%	 <p>100%</p> <p>● Stron...</p>
Choice	Number	Percentage																			
Strongly Agree	19	100%																			
Agree	0	0%																			
Uncertain	0	0%																			
Disagree	0	0%																			
Strongly Disagree	0	0%																			
17	The assignments and exams covered the materials presented in the course	<table border="1"> <thead> <tr> <th>Choice</th> <th>Number</th> <th>Percentage</th> </tr> </thead> <tbody> <tr> <td>Strongly Agree</td> <td>19</td> <td>100%</td> </tr> <tr> <td>Agree</td> <td>0</td> <td>0%</td> </tr> <tr> <td>Uncertain</td> <td>0</td> <td>0%</td> </tr> <tr> <td>Disagree</td> <td>0</td> <td>0%</td> </tr> <tr> <td>Strongly Disagree</td> <td>0</td> <td>0%</td> </tr> </tbody> </table>	Choice	Number	Percentage	Strongly Agree	19	100%	Agree	0	0%	Uncertain	0	0%	Disagree	0	0%	Strongly Disagree	0	0%	 <p>100%</p> <p>● Stron...</p>
Choice	Number	Percentage																			
Strongly Agree	19	100%																			
Agree	0	0%																			
Uncertain	0	0%																			
Disagree	0	0%																			
Strongly Disagree	0	0%																			
18	The course material is modern and updated	<table border="1"> <thead> <tr> <th>Choice</th> <th>Number</th> <th>Percentage</th> </tr> </thead> <tbody> <tr> <td>Strongly Agree</td> <td>19</td> <td>100%</td> </tr> <tr> <td>Agree</td> <td>0</td> <td>0%</td> </tr> <tr> <td>Uncertain</td> <td>0</td> <td>0%</td> </tr> <tr> <td>Disagree</td> <td>0</td> <td>0%</td> </tr> <tr> <td>Strongly Disagree</td> <td>0</td> <td>0%</td> </tr> </tbody> </table>	Choice	Number	Percentage	Strongly Agree	19	100%	Agree	0	0%	Uncertain	0	0%	Disagree	0	0%	Strongly Disagree	0	0%	 <p>100%</p> <p>● Stron...</p>
Choice	Number	Percentage																			
Strongly Agree	19	100%																			
Agree	0	0%																			
Uncertain	0	0%																			
Disagree	0	0%																			
Strongly Disagree	0	0%																			
<b>Teachers Comment</b>		<b>Course Comment</b>																			



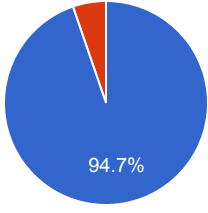



# Teacher Evaluation - Program: 0316

Teacher Name: FARHAD ALI		Course ID: MTS-601 Course Title: Theory of Fluids		Session: 2017 Fall																			
Shift: After noon -- Section:		Total Strength: 21		Attempted: 19																			
S.No	Question	Opinions			Chart																		
1	The Instructor is prepared for each class	<table border="1"> <thead> <tr> <th>Choice</th> <th>Number</th> <th>Percentage</th> </tr> </thead> <tbody> <tr> <td>Strongly Agree</td> <td>19</td> <td>100%</td> </tr> <tr> <td>Agree</td> <td>0</td> <td>0%</td> </tr> <tr> <td>Uncertain</td> <td>0</td> <td>0%</td> </tr> <tr> <td>Disagree</td> <td>0</td> <td>0%</td> </tr> <tr> <td>Strongly Disagree</td> <td>0</td> <td>0%</td> </tr> </tbody> </table>	Choice	Number	Percentage	Strongly Agree	19	100%	Agree	0	0%	Uncertain	0	0%	Disagree	0	0%	Strongly Disagree	0	0%	<p>A pie chart with a single blue slice representing 100%. The legend shows a blue dot for 'Stron...' and a red dot for 'Agree'.</p>		
Choice	Number	Percentage																					
Strongly Agree	19	100%																					
Agree	0	0%																					
Uncertain	0	0%																					
Disagree	0	0%																					
Strongly Disagree	0	0%																					
2	The Instructor demonstrates knowledge of the subject	<table border="1"> <thead> <tr> <th>Choice</th> <th>Number</th> <th>Percentage</th> </tr> </thead> <tbody> <tr> <td>Strongly Agree</td> <td>18</td> <td>94.74%</td> </tr> <tr> <td>Agree</td> <td>1</td> <td>5.26%</td> </tr> <tr> <td>Uncertain</td> <td>0</td> <td>0%</td> </tr> <tr> <td>Disagree</td> <td>0</td> <td>0%</td> </tr> <tr> <td>Strongly Disagree</td> <td>0</td> <td>0%</td> </tr> </tbody> </table>	Choice	Number	Percentage	Strongly Agree	18	94.74%	Agree	1	5.26%	Uncertain	0	0%	Disagree	0	0%	Strongly Disagree	0	0%	<p>A pie chart with a large blue slice (94.7%) and a small red slice (5.26%). The legend shows a blue dot for 'Stron...' and a red dot for 'Agree'.</p>		
Choice	Number	Percentage																					
Strongly Agree	18	94.74%																					
Agree	1	5.26%																					
Uncertain	0	0%																					
Disagree	0	0%																					
Strongly Disagree	0	0%																					
3	The Instructor has completed the whole course	<table border="1"> <thead> <tr> <th>Choice</th> <th>Number</th> <th>Percentage</th> </tr> </thead> <tbody> <tr> <td>Strongly Agree</td> <td>19</td> <td>100%</td> </tr> <tr> <td>Agree</td> <td>0</td> <td>0%</td> </tr> <tr> <td>Uncertain</td> <td>0</td> <td>0%</td> </tr> <tr> <td>Disagree</td> <td>0</td> <td>0%</td> </tr> <tr> <td>Strongly Disagree</td> <td>0</td> <td>0%</td> </tr> </tbody> </table>	Choice	Number	Percentage	Strongly Agree	19	100%	Agree	0	0%	Uncertain	0	0%	Disagree	0	0%	Strongly Disagree	0	0%	<p>A pie chart with a single blue slice representing 100%. The legend shows a blue dot for 'Stron...' and a red dot for 'Agree'.</p>		
Choice	Number	Percentage																					
Strongly Agree	19	100%																					
Agree	0	0%																					
Uncertain	0	0%																					
Disagree	0	0%																					
Strongly Disagree	0	0%																					
4	The Instructor provides additional material apart from the textbook	<table border="1"> <thead> <tr> <th>Choice</th> <th>Number</th> <th>Percentage</th> </tr> </thead> <tbody> <tr> <td>Strongly Agree</td> <td>18</td> <td>94.74%</td> </tr> <tr> <td>Agree</td> <td>1</td> <td>5.26%</td> </tr> <tr> <td>Uncertain</td> <td>0</td> <td>0%</td> </tr> <tr> <td>Disagree</td> <td>0</td> <td>0%</td> </tr> <tr> <td>Strongly Disagree</td> <td>0</td> <td>0%</td> </tr> </tbody> </table>	Choice	Number	Percentage	Strongly Agree	18	94.74%	Agree	1	5.26%	Uncertain	0	0%	Disagree	0	0%	Strongly Disagree	0	0%	<p>A pie chart with a large blue slice (94.7%) and a small red slice (5.26%). The legend shows a blue dot for 'Stron...' and a red dot for 'Agree'.</p>		
Choice	Number	Percentage																					
Strongly Agree	18	94.74%																					
Agree	1	5.26%																					
Uncertain	0	0%																					
Disagree	0	0%																					
Strongly Disagree	0	0%																					





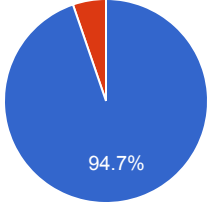
5	The Instructor gives citations regarding current situations with reference to Pakistani context	<table border="1"> <thead> <tr> <th>Choice</th> <th>Number</th> <th>Percentage</th> </tr> </thead> <tbody> <tr> <td>Strongly Agree</td> <td>19</td> <td>100%</td> </tr> <tr> <td>Agree</td> <td>0</td> <td>0%</td> </tr> <tr> <td>Uncertain</td> <td>0</td> <td>0%</td> </tr> <tr> <td>Disagree</td> <td>0</td> <td>0%</td> </tr> <tr> <td>Strongly Disagree</td> <td>0</td> <td>0%</td> </tr> </tbody> </table>	Choice	Number	Percentage	Strongly Agree	19	100%	Agree	0	0%	Uncertain	0	0%	Disagree	0	0%	Strongly Disagree	0	0%	 <p>100%</p> <ul style="list-style-type: none"> <li>● Stron...</li> </ul>
Choice	Number	Percentage																			
Strongly Agree	19	100%																			
Agree	0	0%																			
Uncertain	0	0%																			
Disagree	0	0%																			
Strongly Disagree	0	0%																			
6	The Instructor communicates the subject matter effectively	<table border="1"> <thead> <tr> <th>Choice</th> <th>Number</th> <th>Percentage</th> </tr> </thead> <tbody> <tr> <td>Strongly Agree</td> <td>18</td> <td>94.74%</td> </tr> <tr> <td>Agree</td> <td>1</td> <td>5.26%</td> </tr> <tr> <td>Uncertain</td> <td>0</td> <td>0%</td> </tr> <tr> <td>Disagree</td> <td>0</td> <td>0%</td> </tr> <tr> <td>Strongly Disagree</td> <td>0</td> <td>0%</td> </tr> </tbody> </table>	Choice	Number	Percentage	Strongly Agree	18	94.74%	Agree	1	5.26%	Uncertain	0	0%	Disagree	0	0%	Strongly Disagree	0	0%	 <p>94.7%</p> <ul style="list-style-type: none"> <li>● Stron...</li> <li>● Agree</li> </ul>
Choice	Number	Percentage																			
Strongly Agree	18	94.74%																			
Agree	1	5.26%																			
Uncertain	0	0%																			
Disagree	0	0%																			
Strongly Disagree	0	0%																			
7	The Instructor shows respect towards students and encourages class participation	<table border="1"> <thead> <tr> <th>Choice</th> <th>Number</th> <th>Percentage</th> </tr> </thead> <tbody> <tr> <td>Strongly Agree</td> <td>19</td> <td>100%</td> </tr> <tr> <td>Agree</td> <td>0</td> <td>0%</td> </tr> <tr> <td>Uncertain</td> <td>0</td> <td>0%</td> </tr> <tr> <td>Disagree</td> <td>0</td> <td>0%</td> </tr> <tr> <td>Strongly Disagree</td> <td>0</td> <td>0%</td> </tr> </tbody> </table>	Choice	Number	Percentage	Strongly Agree	19	100%	Agree	0	0%	Uncertain	0	0%	Disagree	0	0%	Strongly Disagree	0	0%	 <p>100%</p> <ul style="list-style-type: none"> <li>● Stron...</li> </ul>
Choice	Number	Percentage																			
Strongly Agree	19	100%																			
Agree	0	0%																			
Uncertain	0	0%																			
Disagree	0	0%																			
Strongly Disagree	0	0%																			
8	The Instructor maintains an environment that is conducive to learning	<table border="1"> <thead> <tr> <th>Choice</th> <th>Number</th> <th>Percentage</th> </tr> </thead> <tbody> <tr> <td>Strongly Agree</td> <td>18</td> <td>94.74%</td> </tr> <tr> <td>Agree</td> <td>1</td> <td>5.26%</td> </tr> <tr> <td>Uncertain</td> <td>0</td> <td>0%</td> </tr> <tr> <td>Disagree</td> <td>0</td> <td>0%</td> </tr> <tr> <td>Strongly Disagree</td> <td>0</td> <td>0%</td> </tr> </tbody> </table>	Choice	Number	Percentage	Strongly Agree	18	94.74%	Agree	1	5.26%	Uncertain	0	0%	Disagree	0	0%	Strongly Disagree	0	0%	 <p>94.7%</p> <ul style="list-style-type: none"> <li>● Stron...</li> <li>● Agree</li> </ul>
Choice	Number	Percentage																			
Strongly Agree	18	94.74%																			
Agree	1	5.26%																			
Uncertain	0	0%																			
Disagree	0	0%																			
Strongly Disagree	0	0%																			
9	The Instructor arrives on time	<table border="1"> <thead> <tr> <th>Choice</th> <th>Number</th> <th>Percentage</th> </tr> </thead> <tbody> <tr> <td>Strongly Agree</td> <td>19</td> <td>100%</td> </tr> <tr> <td>Agree</td> <td>0</td> <td>0%</td> </tr> <tr> <td>Uncertain</td> <td>0</td> <td>0%</td> </tr> <tr> <td>Disagree</td> <td>0</td> <td>0%</td> </tr> <tr> <td>Strongly Disagree</td> <td>0</td> <td>0%</td> </tr> </tbody> </table>	Choice	Number	Percentage	Strongly Agree	19	100%	Agree	0	0%	Uncertain	0	0%	Disagree	0	0%	Strongly Disagree	0	0%	 <p>100%</p> <ul style="list-style-type: none"> <li>● Stron...</li> </ul>
Choice	Number	Percentage																			
Strongly Agree	19	100%																			
Agree	0	0%																			
Uncertain	0	0%																			
Disagree	0	0%																			
Strongly Disagree	0	0%																			



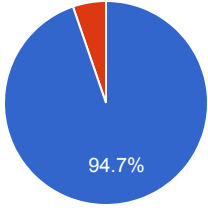
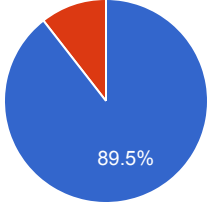
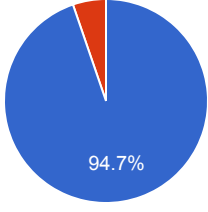
10	The Instructor leaves on time	<table border="1"> <thead> <tr> <th>Choice</th> <th>Number</th> <th>Percentage</th> </tr> </thead> <tbody> <tr> <td>Strongly Agree</td> <td>18</td> <td>94.74%</td> </tr> <tr> <td>Agree</td> <td>1</td> <td>5.26%</td> </tr> <tr> <td>Uncertain</td> <td>0</td> <td>0%</td> </tr> <tr> <td>Disagree</td> <td>0</td> <td>0%</td> </tr> <tr> <td>Strongly Disagree</td> <td>0</td> <td>0%</td> </tr> </tbody> </table>	Choice	Number	Percentage	Strongly Agree	18	94.74%	Agree	1	5.26%	Uncertain	0	0%	Disagree	0	0%	Strongly Disagree	0	0%	 <p>94.7%</p> <ul style="list-style-type: none"> <li>● Stron...</li> <li>● Agree</li> </ul>
Choice	Number	Percentage																			
Strongly Agree	18	94.74%																			
Agree	1	5.26%																			
Uncertain	0	0%																			
Disagree	0	0%																			
Strongly Disagree	0	0%																			
11	The Instructor is fair in examination	<table border="1"> <thead> <tr> <th>Choice</th> <th>Number</th> <th>Percentage</th> </tr> </thead> <tbody> <tr> <td>Strongly Agree</td> <td>19</td> <td>100%</td> </tr> <tr> <td>Agree</td> <td>0</td> <td>0%</td> </tr> <tr> <td>Uncertain</td> <td>0</td> <td>0%</td> </tr> <tr> <td>Disagree</td> <td>0</td> <td>0%</td> </tr> <tr> <td>Strongly Disagree</td> <td>0</td> <td>0%</td> </tr> </tbody> </table>	Choice	Number	Percentage	Strongly Agree	19	100%	Agree	0	0%	Uncertain	0	0%	Disagree	0	0%	Strongly Disagree	0	0%	 <p>100%</p> <ul style="list-style-type: none"> <li>● Stron...</li> </ul>
Choice	Number	Percentage																			
Strongly Agree	19	100%																			
Agree	0	0%																			
Uncertain	0	0%																			
Disagree	0	0%																			
Strongly Disagree	0	0%																			
12	The Instructor returns the graded scripts etc. in a reasonable amount of time	<table border="1"> <thead> <tr> <th>Choice</th> <th>Number</th> <th>Percentage</th> </tr> </thead> <tbody> <tr> <td>Strongly Agree</td> <td>19</td> <td>100%</td> </tr> <tr> <td>Agree</td> <td>0</td> <td>0%</td> </tr> <tr> <td>Uncertain</td> <td>0</td> <td>0%</td> </tr> <tr> <td>Disagree</td> <td>0</td> <td>0%</td> </tr> <tr> <td>Strongly Disagree</td> <td>0</td> <td>0%</td> </tr> </tbody> </table>	Choice	Number	Percentage	Strongly Agree	19	100%	Agree	0	0%	Uncertain	0	0%	Disagree	0	0%	Strongly Disagree	0	0%	 <p>100%</p> <ul style="list-style-type: none"> <li>● Stron...</li> </ul>
Choice	Number	Percentage																			
Strongly Agree	19	100%																			
Agree	0	0%																			
Uncertain	0	0%																			
Disagree	0	0%																			
Strongly Disagree	0	0%																			
13	The Instructor was available during the specified office hours and for after class consultations	<table border="1"> <thead> <tr> <th>Choice</th> <th>Number</th> <th>Percentage</th> </tr> </thead> <tbody> <tr> <td>Strongly Agree</td> <td>19</td> <td>100%</td> </tr> <tr> <td>Agree</td> <td>0</td> <td>0%</td> </tr> <tr> <td>Uncertain</td> <td>0</td> <td>0%</td> </tr> <tr> <td>Disagree</td> <td>0</td> <td>0%</td> </tr> <tr> <td>Strongly Disagree</td> <td>0</td> <td>0%</td> </tr> </tbody> </table>	Choice	Number	Percentage	Strongly Agree	19	100%	Agree	0	0%	Uncertain	0	0%	Disagree	0	0%	Strongly Disagree	0	0%	 <p>100%</p> <ul style="list-style-type: none"> <li>● Stron...</li> </ul>
Choice	Number	Percentage																			
Strongly Agree	19	100%																			
Agree	0	0%																			
Uncertain	0	0%																			
Disagree	0	0%																			
Strongly Disagree	0	0%																			
14	The Subject matter presented in the course has increased your knowledge of the subject	<table border="1"> <thead> <tr> <th>Choice</th> <th>Number</th> <th>Percentage</th> </tr> </thead> <tbody> <tr> <td>Strongly Agree</td> <td>19</td> <td>100%</td> </tr> <tr> <td>Agree</td> <td>0</td> <td>0%</td> </tr> <tr> <td>Uncertain</td> <td>0</td> <td>0%</td> </tr> <tr> <td>Disagree</td> <td>0</td> <td>0%</td> </tr> <tr> <td>Strongly Disagree</td> <td>0</td> <td>0%</td> </tr> </tbody> </table>	Choice	Number	Percentage	Strongly Agree	19	100%	Agree	0	0%	Uncertain	0	0%	Disagree	0	0%	Strongly Disagree	0	0%	 <p>100%</p> <ul style="list-style-type: none"> <li>● Stron...</li> </ul>
Choice	Number	Percentage																			
Strongly Agree	19	100%																			
Agree	0	0%																			
Uncertain	0	0%																			
Disagree	0	0%																			
Strongly Disagree	0	0%																			

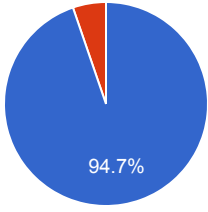
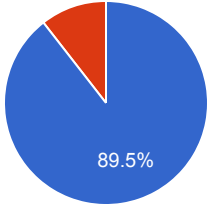

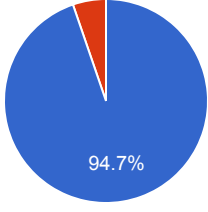
15	The syllabus clearly states course objectives requirements, procedures and grading criteria	<table border="1"> <thead> <tr> <th>Choice</th> <th>Number</th> <th>Percentage</th> </tr> </thead> <tbody> <tr> <td>Strongly Agree</td> <td>19</td> <td>100%</td> </tr> <tr> <td>Agree</td> <td>0</td> <td>0%</td> </tr> <tr> <td>Uncertain</td> <td>0</td> <td>0%</td> </tr> <tr> <td>Disagree</td> <td>0</td> <td>0%</td> </tr> <tr> <td>Strongly Disagree</td> <td>0</td> <td>0%</td> </tr> </tbody> </table>	Choice	Number	Percentage	Strongly Agree	19	100%	Agree	0	0%	Uncertain	0	0%	Disagree	0	0%	Strongly Disagree	0	0%	 <p>100%</p> <p>● Stron...</p>
Choice	Number	Percentage																			
Strongly Agree	19	100%																			
Agree	0	0%																			
Uncertain	0	0%																			
Disagree	0	0%																			
Strongly Disagree	0	0%																			
16	The course integrates theoretical course concepts with real-world applications	<table border="1"> <thead> <tr> <th>Choice</th> <th>Number</th> <th>Percentage</th> </tr> </thead> <tbody> <tr> <td>Strongly Agree</td> <td>19</td> <td>100%</td> </tr> <tr> <td>Agree</td> <td>0</td> <td>0%</td> </tr> <tr> <td>Uncertain</td> <td>0</td> <td>0%</td> </tr> <tr> <td>Disagree</td> <td>0</td> <td>0%</td> </tr> <tr> <td>Strongly Disagree</td> <td>0</td> <td>0%</td> </tr> </tbody> </table>	Choice	Number	Percentage	Strongly Agree	19	100%	Agree	0	0%	Uncertain	0	0%	Disagree	0	0%	Strongly Disagree	0	0%	 <p>100%</p> <p>● Stron...</p>
Choice	Number	Percentage																			
Strongly Agree	19	100%																			
Agree	0	0%																			
Uncertain	0	0%																			
Disagree	0	0%																			
Strongly Disagree	0	0%																			
17	The assignments and exams covered the materials presented in the course	<table border="1"> <thead> <tr> <th>Choice</th> <th>Number</th> <th>Percentage</th> </tr> </thead> <tbody> <tr> <td>Strongly Agree</td> <td>18</td> <td>94.74%</td> </tr> <tr> <td>Agree</td> <td>1</td> <td>5.26%</td> </tr> <tr> <td>Uncertain</td> <td>0</td> <td>0%</td> </tr> <tr> <td>Disagree</td> <td>0</td> <td>0%</td> </tr> <tr> <td>Strongly Disagree</td> <td>0</td> <td>0%</td> </tr> </tbody> </table>	Choice	Number	Percentage	Strongly Agree	18	94.74%	Agree	1	5.26%	Uncertain	0	0%	Disagree	0	0%	Strongly Disagree	0	0%	 <p>94.7%</p> <p>● Stron... ● Agree</p>
Choice	Number	Percentage																			
Strongly Agree	18	94.74%																			
Agree	1	5.26%																			
Uncertain	0	0%																			
Disagree	0	0%																			
Strongly Disagree	0	0%																			
18	The course material is modern and updated	<table border="1"> <thead> <tr> <th>Choice</th> <th>Number</th> <th>Percentage</th> </tr> </thead> <tbody> <tr> <td>Strongly Agree</td> <td>19</td> <td>100%</td> </tr> <tr> <td>Agree</td> <td>0</td> <td>0%</td> </tr> <tr> <td>Uncertain</td> <td>0</td> <td>0%</td> </tr> <tr> <td>Disagree</td> <td>0</td> <td>0%</td> </tr> <tr> <td>Strongly Disagree</td> <td>0</td> <td>0%</td> </tr> </tbody> </table>	Choice	Number	Percentage	Strongly Agree	19	100%	Agree	0	0%	Uncertain	0	0%	Disagree	0	0%	Strongly Disagree	0	0%	 <p>100%</p> <p>● Stron...</p>
Choice	Number	Percentage																			
Strongly Agree	19	100%																			
Agree	0	0%																			
Uncertain	0	0%																			
Disagree	0	0%																			
Strongly Disagree	0	0%																			
<b>Teachers Comment</b>		<b>Course Comment</b>																			

# Teacher Evaluation - Program: 0316

Teacher Name: MUHAMMAD ALTAF KHAN		Course ID: MTS-610 Course Title: Mathematical Biology		Session: 2017 Fall																			
Shift: After noon -- Section:		Total Strength: 21		Attempted: 19																			
S.No	Question	Opinions			Chart																		
1	The Instructor is prepared for each class	<table border="1"> <thead> <tr> <th>Choice</th> <th>Number</th> <th>Percentage</th> </tr> </thead> <tbody> <tr> <td>Strongly Agree</td> <td>19</td> <td>100%</td> </tr> <tr> <td>Agree</td> <td>0</td> <td>0%</td> </tr> <tr> <td>Uncertain</td> <td>0</td> <td>0%</td> </tr> <tr> <td>Disagree</td> <td>0</td> <td>0%</td> </tr> <tr> <td>Strongly Disagree</td> <td>0</td> <td>0%</td> </tr> </tbody> </table>	Choice	Number	Percentage	Strongly Agree	19	100%	Agree	0	0%	Uncertain	0	0%	Disagree	0	0%	Strongly Disagree	0	0%	<p>A pie chart with a single blue slice representing 100% of the responses. The text '100%' is written inside the slice. A legend to the right shows a blue dot next to the text 'Stron...'.</p>		
Choice	Number	Percentage																					
Strongly Agree	19	100%																					
Agree	0	0%																					
Uncertain	0	0%																					
Disagree	0	0%																					
Strongly Disagree	0	0%																					
2	The Instructor demonstrates knowledge of the subject	<table border="1"> <thead> <tr> <th>Choice</th> <th>Number</th> <th>Percentage</th> </tr> </thead> <tbody> <tr> <td>Strongly Agree</td> <td>19</td> <td>100%</td> </tr> <tr> <td>Agree</td> <td>0</td> <td>0%</td> </tr> <tr> <td>Uncertain</td> <td>0</td> <td>0%</td> </tr> <tr> <td>Disagree</td> <td>0</td> <td>0%</td> </tr> <tr> <td>Strongly Disagree</td> <td>0</td> <td>0%</td> </tr> </tbody> </table>	Choice	Number	Percentage	Strongly Agree	19	100%	Agree	0	0%	Uncertain	0	0%	Disagree	0	0%	Strongly Disagree	0	0%	<p>A pie chart with a single blue slice representing 100% of the responses. The text '100%' is written inside the slice. A legend to the right shows a blue dot next to the text 'Stron...'.</p>		
Choice	Number	Percentage																					
Strongly Agree	19	100%																					
Agree	0	0%																					
Uncertain	0	0%																					
Disagree	0	0%																					
Strongly Disagree	0	0%																					
3	The Instructor has completed the whole course	<table border="1"> <thead> <tr> <th>Choice</th> <th>Number</th> <th>Percentage</th> </tr> </thead> <tbody> <tr> <td>Strongly Agree</td> <td>19</td> <td>100%</td> </tr> <tr> <td>Agree</td> <td>0</td> <td>0%</td> </tr> <tr> <td>Uncertain</td> <td>0</td> <td>0%</td> </tr> <tr> <td>Disagree</td> <td>0</td> <td>0%</td> </tr> <tr> <td>Strongly Disagree</td> <td>0</td> <td>0%</td> </tr> </tbody> </table>	Choice	Number	Percentage	Strongly Agree	19	100%	Agree	0	0%	Uncertain	0	0%	Disagree	0	0%	Strongly Disagree	0	0%	<p>A pie chart with a single blue slice representing 100% of the responses. The text '100%' is written inside the slice. A legend to the right shows a blue dot next to the text 'Stron...'.</p>		
Choice	Number	Percentage																					
Strongly Agree	19	100%																					
Agree	0	0%																					
Uncertain	0	0%																					
Disagree	0	0%																					
Strongly Disagree	0	0%																					
4	The Instructor provides additional material apart from the textbook	<table border="1"> <thead> <tr> <th>Choice</th> <th>Number</th> <th>Percentage</th> </tr> </thead> <tbody> <tr> <td>Strongly Agree</td> <td>19</td> <td>100%</td> </tr> <tr> <td>Agree</td> <td>0</td> <td>0%</td> </tr> <tr> <td>Uncertain</td> <td>0</td> <td>0%</td> </tr> <tr> <td>Disagree</td> <td>0</td> <td>0%</td> </tr> <tr> <td>Strongly Disagree</td> <td>0</td> <td>0%</td> </tr> </tbody> </table>	Choice	Number	Percentage	Strongly Agree	19	100%	Agree	0	0%	Uncertain	0	0%	Disagree	0	0%	Strongly Disagree	0	0%	<p>A pie chart with a single blue slice representing 100% of the responses. The text '100%' is written inside the slice. A legend to the right shows a blue dot next to the text 'Stron...'.</p>		
Choice	Number	Percentage																					
Strongly Agree	19	100%																					
Agree	0	0%																					
Uncertain	0	0%																					
Disagree	0	0%																					
Strongly Disagree	0	0%																					

5	The Instructor gives citations regarding current situations with reference to Pakistani context	<table border="1"> <thead> <tr> <th>Choice</th> <th>Number</th> <th>Percentage</th> </tr> </thead> <tbody> <tr> <td>Strongly Agree</td> <td>19</td> <td>100%</td> </tr> <tr> <td>Agree</td> <td>0</td> <td>0%</td> </tr> <tr> <td>Uncertain</td> <td>0</td> <td>0%</td> </tr> <tr> <td>Disagree</td> <td>0</td> <td>0%</td> </tr> <tr> <td>Strongly Disagree</td> <td>0</td> <td>0%</td> </tr> </tbody> </table>	Choice	Number	Percentage	Strongly Agree	19	100%	Agree	0	0%	Uncertain	0	0%	Disagree	0	0%	Strongly Disagree	0	0%	 <p>100%</p> <p>● Stron...</p>
Choice	Number	Percentage																			
Strongly Agree	19	100%																			
Agree	0	0%																			
Uncertain	0	0%																			
Disagree	0	0%																			
Strongly Disagree	0	0%																			
6	The Instructor communicates the subject matter effectively	<table border="1"> <thead> <tr> <th>Choice</th> <th>Number</th> <th>Percentage</th> </tr> </thead> <tbody> <tr> <td>Strongly Agree</td> <td>19</td> <td>100%</td> </tr> <tr> <td>Agree</td> <td>0</td> <td>0%</td> </tr> <tr> <td>Uncertain</td> <td>0</td> <td>0%</td> </tr> <tr> <td>Disagree</td> <td>0</td> <td>0%</td> </tr> <tr> <td>Strongly Disagree</td> <td>0</td> <td>0%</td> </tr> </tbody> </table>	Choice	Number	Percentage	Strongly Agree	19	100%	Agree	0	0%	Uncertain	0	0%	Disagree	0	0%	Strongly Disagree	0	0%	 <p>100%</p> <p>● Stron...</p>
Choice	Number	Percentage																			
Strongly Agree	19	100%																			
Agree	0	0%																			
Uncertain	0	0%																			
Disagree	0	0%																			
Strongly Disagree	0	0%																			
7	The Instructor shows respect towards students and encourages class participation	<table border="1"> <thead> <tr> <th>Choice</th> <th>Number</th> <th>Percentage</th> </tr> </thead> <tbody> <tr> <td>Strongly Agree</td> <td>19</td> <td>100%</td> </tr> <tr> <td>Agree</td> <td>0</td> <td>0%</td> </tr> <tr> <td>Uncertain</td> <td>0</td> <td>0%</td> </tr> <tr> <td>Disagree</td> <td>0</td> <td>0%</td> </tr> <tr> <td>Strongly Disagree</td> <td>0</td> <td>0%</td> </tr> </tbody> </table>	Choice	Number	Percentage	Strongly Agree	19	100%	Agree	0	0%	Uncertain	0	0%	Disagree	0	0%	Strongly Disagree	0	0%	 <p>100%</p> <p>● Stron...</p>
Choice	Number	Percentage																			
Strongly Agree	19	100%																			
Agree	0	0%																			
Uncertain	0	0%																			
Disagree	0	0%																			
Strongly Disagree	0	0%																			
8	The Instructor maintains an environment that is conducive to learning	<table border="1"> <thead> <tr> <th>Choice</th> <th>Number</th> <th>Percentage</th> </tr> </thead> <tbody> <tr> <td>Strongly Agree</td> <td>19</td> <td>100%</td> </tr> <tr> <td>Agree</td> <td>0</td> <td>0%</td> </tr> <tr> <td>Uncertain</td> <td>0</td> <td>0%</td> </tr> <tr> <td>Disagree</td> <td>0</td> <td>0%</td> </tr> <tr> <td>Strongly Disagree</td> <td>0</td> <td>0%</td> </tr> </tbody> </table>	Choice	Number	Percentage	Strongly Agree	19	100%	Agree	0	0%	Uncertain	0	0%	Disagree	0	0%	Strongly Disagree	0	0%	 <p>100%</p> <p>● Stron...</p>
Choice	Number	Percentage																			
Strongly Agree	19	100%																			
Agree	0	0%																			
Uncertain	0	0%																			
Disagree	0	0%																			
Strongly Disagree	0	0%																			
9	The Instructor arrives on time	<table border="1"> <thead> <tr> <th>Choice</th> <th>Number</th> <th>Percentage</th> </tr> </thead> <tbody> <tr> <td>Strongly Agree</td> <td>18</td> <td>94.74%</td> </tr> <tr> <td>Agree</td> <td>1</td> <td>5.26%</td> </tr> <tr> <td>Uncertain</td> <td>0</td> <td>0%</td> </tr> <tr> <td>Disagree</td> <td>0</td> <td>0%</td> </tr> <tr> <td>Strongly Disagree</td> <td>0</td> <td>0%</td> </tr> </tbody> </table>	Choice	Number	Percentage	Strongly Agree	18	94.74%	Agree	1	5.26%	Uncertain	0	0%	Disagree	0	0%	Strongly Disagree	0	0%	 <p>94.7%</p> <p>● Stron... ● Agree</p>
Choice	Number	Percentage																			
Strongly Agree	18	94.74%																			
Agree	1	5.26%																			
Uncertain	0	0%																			
Disagree	0	0%																			
Strongly Disagree	0	0%																			

10	The Instructor leaves on time	<table border="1"> <thead> <tr> <th>Choice</th> <th>Number</th> <th>Percentage</th> </tr> </thead> <tbody> <tr> <td>Strongly Agree</td> <td>19</td> <td>100%</td> </tr> <tr> <td>Agree</td> <td>0</td> <td>0%</td> </tr> <tr> <td>Uncertain</td> <td>0</td> <td>0%</td> </tr> <tr> <td>Disagree</td> <td>0</td> <td>0%</td> </tr> <tr> <td>Strongly Disagree</td> <td>0</td> <td>0%</td> </tr> </tbody> </table>	Choice	Number	Percentage	Strongly Agree	19	100%	Agree	0	0%	Uncertain	0	0%	Disagree	0	0%	Strongly Disagree	0	0%	 <p>100%</p> <ul style="list-style-type: none"> <li>● Stron...</li> </ul>
Choice	Number	Percentage																			
Strongly Agree	19	100%																			
Agree	0	0%																			
Uncertain	0	0%																			
Disagree	0	0%																			
Strongly Disagree	0	0%																			
11	The Instructor is fair in examination	<table border="1"> <thead> <tr> <th>Choice</th> <th>Number</th> <th>Percentage</th> </tr> </thead> <tbody> <tr> <td>Strongly Agree</td> <td>19</td> <td>100%</td> </tr> <tr> <td>Agree</td> <td>0</td> <td>0%</td> </tr> <tr> <td>Uncertain</td> <td>0</td> <td>0%</td> </tr> <tr> <td>Disagree</td> <td>0</td> <td>0%</td> </tr> <tr> <td>Strongly Disagree</td> <td>0</td> <td>0%</td> </tr> </tbody> </table>	Choice	Number	Percentage	Strongly Agree	19	100%	Agree	0	0%	Uncertain	0	0%	Disagree	0	0%	Strongly Disagree	0	0%	 <p>100%</p> <ul style="list-style-type: none"> <li>● Stron...</li> </ul>
Choice	Number	Percentage																			
Strongly Agree	19	100%																			
Agree	0	0%																			
Uncertain	0	0%																			
Disagree	0	0%																			
Strongly Disagree	0	0%																			
12	The Instructor returns the graded scripts etc. in a reasonable amount of time	<table border="1"> <thead> <tr> <th>Choice</th> <th>Number</th> <th>Percentage</th> </tr> </thead> <tbody> <tr> <td>Strongly Agree</td> <td>18</td> <td>94.74%</td> </tr> <tr> <td>Agree</td> <td>1</td> <td>5.26%</td> </tr> <tr> <td>Uncertain</td> <td>0</td> <td>0%</td> </tr> <tr> <td>Disagree</td> <td>0</td> <td>0%</td> </tr> <tr> <td>Strongly Disagree</td> <td>0</td> <td>0%</td> </tr> </tbody> </table>	Choice	Number	Percentage	Strongly Agree	18	94.74%	Agree	1	5.26%	Uncertain	0	0%	Disagree	0	0%	Strongly Disagree	0	0%	 <p>94.7%</p> <ul style="list-style-type: none"> <li>● Stron...</li> <li>● Agree</li> </ul>
Choice	Number	Percentage																			
Strongly Agree	18	94.74%																			
Agree	1	5.26%																			
Uncertain	0	0%																			
Disagree	0	0%																			
Strongly Disagree	0	0%																			
13	The Instructor was available during the specified office hours and for after class consultations	<table border="1"> <thead> <tr> <th>Choice</th> <th>Number</th> <th>Percentage</th> </tr> </thead> <tbody> <tr> <td>Strongly Agree</td> <td>17</td> <td>89.47%</td> </tr> <tr> <td>Agree</td> <td>2</td> <td>10.53%</td> </tr> <tr> <td>Uncertain</td> <td>0</td> <td>0%</td> </tr> <tr> <td>Disagree</td> <td>0</td> <td>0%</td> </tr> <tr> <td>Strongly Disagree</td> <td>0</td> <td>0%</td> </tr> </tbody> </table>	Choice	Number	Percentage	Strongly Agree	17	89.47%	Agree	2	10.53%	Uncertain	0	0%	Disagree	0	0%	Strongly Disagree	0	0%	 <p>89.5%</p> <ul style="list-style-type: none"> <li>● Stron...</li> <li>● Agree</li> </ul>
Choice	Number	Percentage																			
Strongly Agree	17	89.47%																			
Agree	2	10.53%																			
Uncertain	0	0%																			
Disagree	0	0%																			
Strongly Disagree	0	0%																			
14	The Subject matter presented in the course has increased your knowledge of the subject	<table border="1"> <thead> <tr> <th>Choice</th> <th>Number</th> <th>Percentage</th> </tr> </thead> <tbody> <tr> <td>Strongly Agree</td> <td>18</td> <td>94.74%</td> </tr> <tr> <td>Agree</td> <td>1</td> <td>5.26%</td> </tr> <tr> <td>Uncertain</td> <td>0</td> <td>0%</td> </tr> <tr> <td>Disagree</td> <td>0</td> <td>0%</td> </tr> <tr> <td>Strongly Disagree</td> <td>0</td> <td>0%</td> </tr> </tbody> </table>	Choice	Number	Percentage	Strongly Agree	18	94.74%	Agree	1	5.26%	Uncertain	0	0%	Disagree	0	0%	Strongly Disagree	0	0%	 <p>94.7%</p> <ul style="list-style-type: none"> <li>● Stron...</li> <li>● Agree</li> </ul>
Choice	Number	Percentage																			
Strongly Agree	18	94.74%																			
Agree	1	5.26%																			
Uncertain	0	0%																			
Disagree	0	0%																			
Strongly Disagree	0	0%																			

15	The syllabus clearly states course objectives requirements, procedures and grading criteria	<table border="1"> <thead> <tr> <th>Choice</th> <th>Number</th> <th>Percentage</th> </tr> </thead> <tbody> <tr> <td>Strongly Agree</td> <td>18</td> <td>94.74%</td> </tr> <tr> <td>Agree</td> <td>1</td> <td>5.26%</td> </tr> <tr> <td>Uncertain</td> <td>0</td> <td>0%</td> </tr> <tr> <td>Disagree</td> <td>0</td> <td>0%</td> </tr> <tr> <td>Strongly Disagree</td> <td>0</td> <td>0%</td> </tr> </tbody> </table>	Choice	Number	Percentage	Strongly Agree	18	94.74%	Agree	1	5.26%	Uncertain	0	0%	Disagree	0	0%	Strongly Disagree	0	0%	 <p>94.7%</p> <ul style="list-style-type: none"> <li>● Stron...</li> <li>● Agree</li> </ul>
Choice	Number	Percentage																			
Strongly Agree	18	94.74%																			
Agree	1	5.26%																			
Uncertain	0	0%																			
Disagree	0	0%																			
Strongly Disagree	0	0%																			
16	The course integrates theoretical course concepts with real-world applications	<table border="1"> <thead> <tr> <th>Choice</th> <th>Number</th> <th>Percentage</th> </tr> </thead> <tbody> <tr> <td>Strongly Agree</td> <td>17</td> <td>89.47%</td> </tr> <tr> <td>Agree</td> <td>2</td> <td>10.53%</td> </tr> <tr> <td>Uncertain</td> <td>0</td> <td>0%</td> </tr> <tr> <td>Disagree</td> <td>0</td> <td>0%</td> </tr> <tr> <td>Strongly Disagree</td> <td>0</td> <td>0%</td> </tr> </tbody> </table>	Choice	Number	Percentage	Strongly Agree	17	89.47%	Agree	2	10.53%	Uncertain	0	0%	Disagree	0	0%	Strongly Disagree	0	0%	 <p>89.5%</p> <ul style="list-style-type: none"> <li>● Stron...</li> <li>● Agree</li> </ul>
Choice	Number	Percentage																			
Strongly Agree	17	89.47%																			
Agree	2	10.53%																			
Uncertain	0	0%																			
Disagree	0	0%																			
Strongly Disagree	0	0%																			
17	The assignments and exams covered the materials presented in the course	<table border="1"> <thead> <tr> <th>Choice</th> <th>Number</th> <th>Percentage</th> </tr> </thead> <tbody> <tr> <td>Strongly Agree</td> <td>19</td> <td>100%</td> </tr> <tr> <td>Agree</td> <td>0</td> <td>0%</td> </tr> <tr> <td>Uncertain</td> <td>0</td> <td>0%</td> </tr> <tr> <td>Disagree</td> <td>0</td> <td>0%</td> </tr> <tr> <td>Strongly Disagree</td> <td>0</td> <td>0%</td> </tr> </tbody> </table>	Choice	Number	Percentage	Strongly Agree	19	100%	Agree	0	0%	Uncertain	0	0%	Disagree	0	0%	Strongly Disagree	0	0%	 <p>100%</p> <ul style="list-style-type: none"> <li>● Stron...</li> </ul>
Choice	Number	Percentage																			
Strongly Agree	19	100%																			
Agree	0	0%																			
Uncertain	0	0%																			
Disagree	0	0%																			
Strongly Disagree	0	0%																			
18	The course material is modern and updated	<table border="1"> <thead> <tr> <th>Choice</th> <th>Number</th> <th>Percentage</th> </tr> </thead> <tbody> <tr> <td>Strongly Agree</td> <td>18</td> <td>94.74%</td> </tr> <tr> <td>Agree</td> <td>1</td> <td>5.26%</td> </tr> <tr> <td>Uncertain</td> <td>0</td> <td>0%</td> </tr> <tr> <td>Disagree</td> <td>0</td> <td>0%</td> </tr> <tr> <td>Strongly Disagree</td> <td>0</td> <td>0%</td> </tr> </tbody> </table>	Choice	Number	Percentage	Strongly Agree	18	94.74%	Agree	1	5.26%	Uncertain	0	0%	Disagree	0	0%	Strongly Disagree	0	0%	 <p>94.7%</p> <ul style="list-style-type: none"> <li>● Stron...</li> <li>● Agree</li> </ul>
Choice	Number	Percentage																			
Strongly Agree	18	94.74%																			
Agree	1	5.26%																			
Uncertain	0	0%																			
Disagree	0	0%																			
Strongly Disagree	0	0%																			
<b>Teachers Comment</b>		<b>Course Comment</b>																			