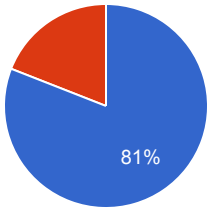
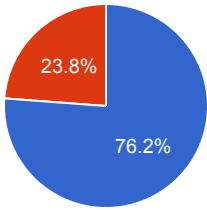
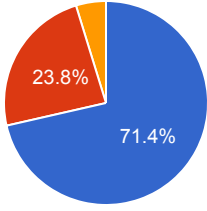
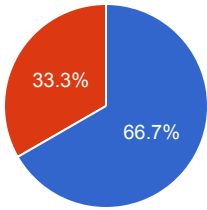
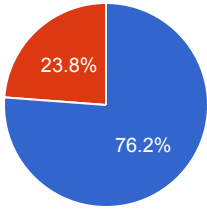


Teacher Evaluation - Program: 0306

Teacher Name: GHUFRAN ULLAH		Course ID: CSC-627 Course Title: Mobile & Pervasive Computing		Session: 2017 Fall																			
Shift: Weekend -- Section:		Total Strength: 36		Attempted: 21																			
S.No	Question	Opinions			Chart																		
1	The Instructor is prepared for each class	<table border="1"> <thead> <tr> <th>Choice</th> <th>Number</th> <th>Percentage</th> </tr> </thead> <tbody> <tr> <td>Strongly Agree</td> <td>15</td> <td>71.43%</td> </tr> <tr> <td>Agree</td> <td>5</td> <td>23.81%</td> </tr> <tr> <td>Uncertain</td> <td>1</td> <td>4.76%</td> </tr> <tr> <td>Disagree</td> <td>0</td> <td>0%</td> </tr> <tr> <td>Strongly Disagree</td> <td>0</td> <td>0%</td> </tr> </tbody> </table>	Choice	Number	Percentage	Strongly Agree	15	71.43%	Agree	5	23.81%	Uncertain	1	4.76%	Disagree	0	0%	Strongly Disagree	0	0%	<p>Legend: Strongly Agree (Blue), Agree (Red), Uncertain (Yellow)</p>		
Choice	Number	Percentage																					
Strongly Agree	15	71.43%																					
Agree	5	23.81%																					
Uncertain	1	4.76%																					
Disagree	0	0%																					
Strongly Disagree	0	0%																					
2	The Instructor demonstrates knowledge of the subject	<table border="1"> <thead> <tr> <th>Choice</th> <th>Number</th> <th>Percentage</th> </tr> </thead> <tbody> <tr> <td>Strongly Agree</td> <td>14</td> <td>66.67%</td> </tr> <tr> <td>Agree</td> <td>7</td> <td>33.33%</td> </tr> <tr> <td>Uncertain</td> <td>0</td> <td>0%</td> </tr> <tr> <td>Disagree</td> <td>0</td> <td>0%</td> </tr> <tr> <td>Strongly Disagree</td> <td>0</td> <td>0%</td> </tr> </tbody> </table>	Choice	Number	Percentage	Strongly Agree	14	66.67%	Agree	7	33.33%	Uncertain	0	0%	Disagree	0	0%	Strongly Disagree	0	0%	<p>Legend: Strongly Agree (Blue), Agree (Red)</p>		
Choice	Number	Percentage																					
Strongly Agree	14	66.67%																					
Agree	7	33.33%																					
Uncertain	0	0%																					
Disagree	0	0%																					
Strongly Disagree	0	0%																					
3	The Instructor has completed the whole course	<table border="1"> <thead> <tr> <th>Choice</th> <th>Number</th> <th>Percentage</th> </tr> </thead> <tbody> <tr> <td>Strongly Agree</td> <td>16</td> <td>76.19%</td> </tr> <tr> <td>Agree</td> <td>4</td> <td>19.05%</td> </tr> <tr> <td>Uncertain</td> <td>1</td> <td>4.76%</td> </tr> <tr> <td>Disagree</td> <td>0</td> <td>0%</td> </tr> <tr> <td>Strongly Disagree</td> <td>0</td> <td>0%</td> </tr> </tbody> </table>	Choice	Number	Percentage	Strongly Agree	16	76.19%	Agree	4	19.05%	Uncertain	1	4.76%	Disagree	0	0%	Strongly Disagree	0	0%	<p>Legend: Strongly Agree (Blue), Agree (Red), Uncertain (Yellow)</p>		
Choice	Number	Percentage																					
Strongly Agree	16	76.19%																					
Agree	4	19.05%																					
Uncertain	1	4.76%																					
Disagree	0	0%																					
Strongly Disagree	0	0%																					
4	The Instructor provides additional material apart from the textbook	<table border="1"> <thead> <tr> <th>Choice</th> <th>Number</th> <th>Percentage</th> </tr> </thead> <tbody> <tr> <td>Strongly Agree</td> <td>15</td> <td>71.43%</td> </tr> <tr> <td>Agree</td> <td>6</td> <td>28.57%</td> </tr> <tr> <td>Uncertain</td> <td>0</td> <td>0%</td> </tr> <tr> <td>Disagree</td> <td>0</td> <td>0%</td> </tr> <tr> <td>Strongly Disagree</td> <td>0</td> <td>0%</td> </tr> </tbody> </table>	Choice	Number	Percentage	Strongly Agree	15	71.43%	Agree	6	28.57%	Uncertain	0	0%	Disagree	0	0%	Strongly Disagree	0	0%	<p>Legend: Strongly Agree (Blue), Agree (Red)</p>		
Choice	Number	Percentage																					
Strongly Agree	15	71.43%																					
Agree	6	28.57%																					
Uncertain	0	0%																					
Disagree	0	0%																					
Strongly Disagree	0	0%																					

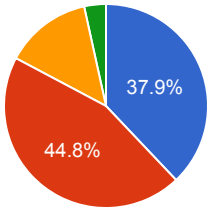
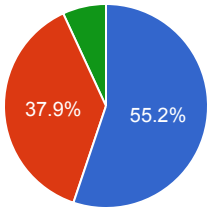
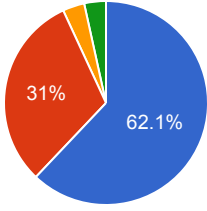
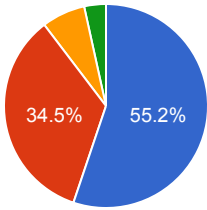
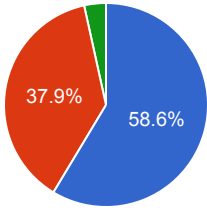
5	The Instructor gives citations regarding current situations with reference to Pakistani context	<table border="1"> <thead> <tr> <th>Choice</th> <th>Number</th> <th>Percentage</th> </tr> </thead> <tbody> <tr> <td>Strongly Agree</td> <td>16</td> <td>76.19%</td> </tr> <tr> <td>Agree</td> <td>3</td> <td>14.29%</td> </tr> <tr> <td>Uncertain</td> <td>2</td> <td>9.52%</td> </tr> <tr> <td>Disagree</td> <td>0</td> <td>0%</td> </tr> <tr> <td>Strongly Disagree</td> <td>0</td> <td>0%</td> </tr> </tbody> </table>	Choice	Number	Percentage	Strongly Agree	16	76.19%	Agree	3	14.29%	Uncertain	2	9.52%	Disagree	0	0%	Strongly Disagree	0	0%	<p>76.2%</p>
Choice	Number	Percentage																			
Strongly Agree	16	76.19%																			
Agree	3	14.29%																			
Uncertain	2	9.52%																			
Disagree	0	0%																			
Strongly Disagree	0	0%																			
6	The Instructor communicates the subject matter effectively	<table border="1"> <thead> <tr> <th>Choice</th> <th>Number</th> <th>Percentage</th> </tr> </thead> <tbody> <tr> <td>Strongly Agree</td> <td>15</td> <td>71.43%</td> </tr> <tr> <td>Agree</td> <td>6</td> <td>28.57%</td> </tr> <tr> <td>Uncertain</td> <td>0</td> <td>0%</td> </tr> <tr> <td>Disagree</td> <td>0</td> <td>0%</td> </tr> <tr> <td>Strongly Disagree</td> <td>0</td> <td>0%</td> </tr> </tbody> </table>	Choice	Number	Percentage	Strongly Agree	15	71.43%	Agree	6	28.57%	Uncertain	0	0%	Disagree	0	0%	Strongly Disagree	0	0%	<p>71.4%</p>
Choice	Number	Percentage																			
Strongly Agree	15	71.43%																			
Agree	6	28.57%																			
Uncertain	0	0%																			
Disagree	0	0%																			
Strongly Disagree	0	0%																			
7	The Instructor shows respect towards students and encourages class participation	<table border="1"> <thead> <tr> <th>Choice</th> <th>Number</th> <th>Percentage</th> </tr> </thead> <tbody> <tr> <td>Strongly Agree</td> <td>18</td> <td>85.71%</td> </tr> <tr> <td>Agree</td> <td>3</td> <td>14.29%</td> </tr> <tr> <td>Uncertain</td> <td>0</td> <td>0%</td> </tr> <tr> <td>Disagree</td> <td>0</td> <td>0%</td> </tr> <tr> <td>Strongly Disagree</td> <td>0</td> <td>0%</td> </tr> </tbody> </table>	Choice	Number	Percentage	Strongly Agree	18	85.71%	Agree	3	14.29%	Uncertain	0	0%	Disagree	0	0%	Strongly Disagree	0	0%	<p>85.7%</p>
Choice	Number	Percentage																			
Strongly Agree	18	85.71%																			
Agree	3	14.29%																			
Uncertain	0	0%																			
Disagree	0	0%																			
Strongly Disagree	0	0%																			
8	The Instructor maintains an environment that is conducive to learning	<table border="1"> <thead> <tr> <th>Choice</th> <th>Number</th> <th>Percentage</th> </tr> </thead> <tbody> <tr> <td>Strongly Agree</td> <td>16</td> <td>76.19%</td> </tr> <tr> <td>Agree</td> <td>5</td> <td>23.81%</td> </tr> <tr> <td>Uncertain</td> <td>0</td> <td>0%</td> </tr> <tr> <td>Disagree</td> <td>0</td> <td>0%</td> </tr> <tr> <td>Strongly Disagree</td> <td>0</td> <td>0%</td> </tr> </tbody> </table>	Choice	Number	Percentage	Strongly Agree	16	76.19%	Agree	5	23.81%	Uncertain	0	0%	Disagree	0	0%	Strongly Disagree	0	0%	<p>76.2%</p>
Choice	Number	Percentage																			
Strongly Agree	16	76.19%																			
Agree	5	23.81%																			
Uncertain	0	0%																			
Disagree	0	0%																			
Strongly Disagree	0	0%																			
9	The Instructor arrives on time	<table border="1"> <thead> <tr> <th>Choice</th> <th>Number</th> <th>Percentage</th> </tr> </thead> <tbody> <tr> <td>Strongly Agree</td> <td>18</td> <td>85.71%</td> </tr> <tr> <td>Agree</td> <td>3</td> <td>14.29%</td> </tr> <tr> <td>Uncertain</td> <td>0</td> <td>0%</td> </tr> <tr> <td>Disagree</td> <td>0</td> <td>0%</td> </tr> <tr> <td>Strongly Disagree</td> <td>0</td> <td>0%</td> </tr> </tbody> </table>	Choice	Number	Percentage	Strongly Agree	18	85.71%	Agree	3	14.29%	Uncertain	0	0%	Disagree	0	0%	Strongly Disagree	0	0%	<p>85.7%</p>
Choice	Number	Percentage																			
Strongly Agree	18	85.71%																			
Agree	3	14.29%																			
Uncertain	0	0%																			
Disagree	0	0%																			
Strongly Disagree	0	0%																			

10	The Instructor leaves on time	<table border="1"> <thead> <tr> <th>Choice</th> <th>Number</th> <th>Percentage</th> </tr> </thead> <tbody> <tr> <td>Strongly Agree</td> <td>17</td> <td>80.95%</td> </tr> <tr> <td>Agree</td> <td>4</td> <td>19.05%</td> </tr> <tr> <td>Uncertain</td> <td>0</td> <td>0%</td> </tr> <tr> <td>Disagree</td> <td>0</td> <td>0%</td> </tr> <tr> <td>Strongly Disagree</td> <td>0</td> <td>0%</td> </tr> </tbody> </table>	Choice	Number	Percentage	Strongly Agree	17	80.95%	Agree	4	19.05%	Uncertain	0	0%	Disagree	0	0%	Strongly Disagree	0	0%	 <p>81%</p> <ul style="list-style-type: none"> ● Stron... ● Agree
Choice	Number	Percentage																			
Strongly Agree	17	80.95%																			
Agree	4	19.05%																			
Uncertain	0	0%																			
Disagree	0	0%																			
Strongly Disagree	0	0%																			
11	The Instructor is fair in examination	<table border="1"> <thead> <tr> <th>Choice</th> <th>Number</th> <th>Percentage</th> </tr> </thead> <tbody> <tr> <td>Strongly Agree</td> <td>16</td> <td>76.19%</td> </tr> <tr> <td>Agree</td> <td>5</td> <td>23.81%</td> </tr> <tr> <td>Uncertain</td> <td>0</td> <td>0%</td> </tr> <tr> <td>Disagree</td> <td>0</td> <td>0%</td> </tr> <tr> <td>Strongly Disagree</td> <td>0</td> <td>0%</td> </tr> </tbody> </table>	Choice	Number	Percentage	Strongly Agree	16	76.19%	Agree	5	23.81%	Uncertain	0	0%	Disagree	0	0%	Strongly Disagree	0	0%	 <p>76.2%</p> <ul style="list-style-type: none"> ● Stron... ● Agree
Choice	Number	Percentage																			
Strongly Agree	16	76.19%																			
Agree	5	23.81%																			
Uncertain	0	0%																			
Disagree	0	0%																			
Strongly Disagree	0	0%																			
12	The Instructor returns the graded scripts etc. in a reasonable amount of time	<table border="1"> <thead> <tr> <th>Choice</th> <th>Number</th> <th>Percentage</th> </tr> </thead> <tbody> <tr> <td>Strongly Agree</td> <td>15</td> <td>71.43%</td> </tr> <tr> <td>Agree</td> <td>5</td> <td>23.81%</td> </tr> <tr> <td>Uncertain</td> <td>1</td> <td>4.76%</td> </tr> <tr> <td>Disagree</td> <td>0</td> <td>0%</td> </tr> <tr> <td>Strongly Disagree</td> <td>0</td> <td>0%</td> </tr> </tbody> </table>	Choice	Number	Percentage	Strongly Agree	15	71.43%	Agree	5	23.81%	Uncertain	1	4.76%	Disagree	0	0%	Strongly Disagree	0	0%	 <p>71.4%</p> <ul style="list-style-type: none"> ● Stron... ● Agree ● Unce...
Choice	Number	Percentage																			
Strongly Agree	15	71.43%																			
Agree	5	23.81%																			
Uncertain	1	4.76%																			
Disagree	0	0%																			
Strongly Disagree	0	0%																			
13	The Instructor was available during the specified office hours and for after class consultations	<table border="1"> <thead> <tr> <th>Choice</th> <th>Number</th> <th>Percentage</th> </tr> </thead> <tbody> <tr> <td>Strongly Agree</td> <td>14</td> <td>66.67%</td> </tr> <tr> <td>Agree</td> <td>7</td> <td>33.33%</td> </tr> <tr> <td>Uncertain</td> <td>0</td> <td>0%</td> </tr> <tr> <td>Disagree</td> <td>0</td> <td>0%</td> </tr> <tr> <td>Strongly Disagree</td> <td>0</td> <td>0%</td> </tr> </tbody> </table>	Choice	Number	Percentage	Strongly Agree	14	66.67%	Agree	7	33.33%	Uncertain	0	0%	Disagree	0	0%	Strongly Disagree	0	0%	 <p>66.7%</p> <ul style="list-style-type: none"> ● Stron... ● Agree
Choice	Number	Percentage																			
Strongly Agree	14	66.67%																			
Agree	7	33.33%																			
Uncertain	0	0%																			
Disagree	0	0%																			
Strongly Disagree	0	0%																			
14	The Subject matter presented in the course has increased your knowledge of the subject	<table border="1"> <thead> <tr> <th>Choice</th> <th>Number</th> <th>Percentage</th> </tr> </thead> <tbody> <tr> <td>Strongly Agree</td> <td>16</td> <td>76.19%</td> </tr> <tr> <td>Agree</td> <td>5</td> <td>23.81%</td> </tr> <tr> <td>Uncertain</td> <td>0</td> <td>0%</td> </tr> <tr> <td>Disagree</td> <td>0</td> <td>0%</td> </tr> <tr> <td>Strongly Disagree</td> <td>0</td> <td>0%</td> </tr> </tbody> </table>	Choice	Number	Percentage	Strongly Agree	16	76.19%	Agree	5	23.81%	Uncertain	0	0%	Disagree	0	0%	Strongly Disagree	0	0%	 <p>76.2%</p> <ul style="list-style-type: none"> ● Stron... ● Agree
Choice	Number	Percentage																			
Strongly Agree	16	76.19%																			
Agree	5	23.81%																			
Uncertain	0	0%																			
Disagree	0	0%																			
Strongly Disagree	0	0%																			

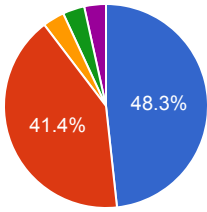
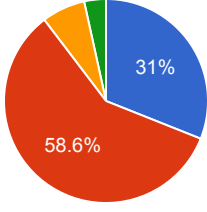
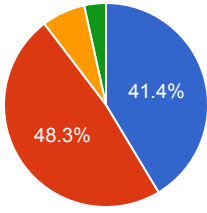
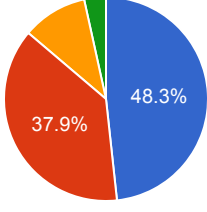
15	The syllabus clearly states course objectives requirements, procedures and grading criteria	<table border="1"> <thead> <tr> <th>Choice</th> <th>Number</th> <th>Percentage</th> </tr> </thead> <tbody> <tr> <td>Strongly Agree</td> <td>16</td> <td>76.19%</td> </tr> <tr> <td>Agree</td> <td>4</td> <td>19.05%</td> </tr> <tr> <td>Uncertain</td> <td>1</td> <td>4.76%</td> </tr> <tr> <td>Disagree</td> <td>0</td> <td>0%</td> </tr> <tr> <td>Strongly Disagree</td> <td>0</td> <td>0%</td> </tr> </tbody> </table>	Choice	Number	Percentage	Strongly Agree	16	76.19%	Agree	4	19.05%	Uncertain	1	4.76%	Disagree	0	0%	Strongly Disagree	0	0%	<p>76.2%</p>
Choice	Number	Percentage																			
Strongly Agree	16	76.19%																			
Agree	4	19.05%																			
Uncertain	1	4.76%																			
Disagree	0	0%																			
Strongly Disagree	0	0%																			
16	The course integrates theoretical course concepts with real-world applications	<table border="1"> <thead> <tr> <th>Choice</th> <th>Number</th> <th>Percentage</th> </tr> </thead> <tbody> <tr> <td>Strongly Agree</td> <td>17</td> <td>80.95%</td> </tr> <tr> <td>Agree</td> <td>3</td> <td>14.29%</td> </tr> <tr> <td>Uncertain</td> <td>1</td> <td>4.76%</td> </tr> <tr> <td>Disagree</td> <td>0</td> <td>0%</td> </tr> <tr> <td>Strongly Disagree</td> <td>0</td> <td>0%</td> </tr> </tbody> </table>	Choice	Number	Percentage	Strongly Agree	17	80.95%	Agree	3	14.29%	Uncertain	1	4.76%	Disagree	0	0%	Strongly Disagree	0	0%	<p>80.9%</p>
Choice	Number	Percentage																			
Strongly Agree	17	80.95%																			
Agree	3	14.29%																			
Uncertain	1	4.76%																			
Disagree	0	0%																			
Strongly Disagree	0	0%																			
17	The assignments and exams covered the materials presented in the course	<table border="1"> <thead> <tr> <th>Choice</th> <th>Number</th> <th>Percentage</th> </tr> </thead> <tbody> <tr> <td>Strongly Agree</td> <td>16</td> <td>76.19%</td> </tr> <tr> <td>Agree</td> <td>5</td> <td>23.81%</td> </tr> <tr> <td>Uncertain</td> <td>0</td> <td>0%</td> </tr> <tr> <td>Disagree</td> <td>0</td> <td>0%</td> </tr> <tr> <td>Strongly Disagree</td> <td>0</td> <td>0%</td> </tr> </tbody> </table>	Choice	Number	Percentage	Strongly Agree	16	76.19%	Agree	5	23.81%	Uncertain	0	0%	Disagree	0	0%	Strongly Disagree	0	0%	<p>76.2%</p> <p>23.8%</p>
Choice	Number	Percentage																			
Strongly Agree	16	76.19%																			
Agree	5	23.81%																			
Uncertain	0	0%																			
Disagree	0	0%																			
Strongly Disagree	0	0%																			
18	The course material is modern and updated	<table border="1"> <thead> <tr> <th>Choice</th> <th>Number</th> <th>Percentage</th> </tr> </thead> <tbody> <tr> <td>Strongly Agree</td> <td>18</td> <td>85.71%</td> </tr> <tr> <td>Agree</td> <td>2</td> <td>9.52%</td> </tr> <tr> <td>Uncertain</td> <td>1</td> <td>4.76%</td> </tr> <tr> <td>Disagree</td> <td>0</td> <td>0%</td> </tr> <tr> <td>Strongly Disagree</td> <td>0</td> <td>0%</td> </tr> </tbody> </table>	Choice	Number	Percentage	Strongly Agree	18	85.71%	Agree	2	9.52%	Uncertain	1	4.76%	Disagree	0	0%	Strongly Disagree	0	0%	<p>85.7%</p>
Choice	Number	Percentage																			
Strongly Agree	18	85.71%																			
Agree	2	9.52%																			
Uncertain	1	4.76%																			
Disagree	0	0%																			
Strongly Disagree	0	0%																			
Teachers Comment		Course Comment																			

Teacher Evaluation - Program: 0306

Teacher Name: SHEHZAD SAIFULLAH		Course ID: CSC-606 Course Title: Advanced Analysis of Algorithms		Session: 2017 Fall																			
Shift: Weekend -- Section:		Total Strength: 32		Attempted: 29																			
S.No	Question	Opinions			Chart																		
1	The Instructor is prepared for each class	<table border="1"> <thead> <tr> <th>Choice</th> <th>Number</th> <th>Percentage</th> </tr> </thead> <tbody> <tr> <td>Strongly Agree</td> <td>16</td> <td>55.17%</td> </tr> <tr> <td>Agree</td> <td>11</td> <td>37.93%</td> </tr> <tr> <td>Uncertain</td> <td>1</td> <td>3.45%</td> </tr> <tr> <td>Disagree</td> <td>1</td> <td>3.45%</td> </tr> <tr> <td>Strongly Disagree</td> <td>0</td> <td>0%</td> </tr> </tbody> </table>	Choice	Number	Percentage	Strongly Agree	16	55.17%	Agree	11	37.93%	Uncertain	1	3.45%	Disagree	1	3.45%	Strongly Disagree	0	0%	<p>A pie chart showing the distribution of responses for question 1. The largest slice is blue, representing 'Strongly Agree' at 55.2%. The next largest is red, representing 'Agree' at 37.9%. There are also very small slices for 'Uncertain' (yellow), 'Disagree' (green), and 'Strongly Disagree' (purple).</p>		
Choice	Number	Percentage																					
Strongly Agree	16	55.17%																					
Agree	11	37.93%																					
Uncertain	1	3.45%																					
Disagree	1	3.45%																					
Strongly Disagree	0	0%																					
2	The Instructor demonstrates knowledge of the subject	<table border="1"> <thead> <tr> <th>Choice</th> <th>Number</th> <th>Percentage</th> </tr> </thead> <tbody> <tr> <td>Strongly Agree</td> <td>16</td> <td>55.17%</td> </tr> <tr> <td>Agree</td> <td>11</td> <td>37.93%</td> </tr> <tr> <td>Uncertain</td> <td>1</td> <td>3.45%</td> </tr> <tr> <td>Disagree</td> <td>1</td> <td>3.45%</td> </tr> <tr> <td>Strongly Disagree</td> <td>0</td> <td>0%</td> </tr> </tbody> </table>	Choice	Number	Percentage	Strongly Agree	16	55.17%	Agree	11	37.93%	Uncertain	1	3.45%	Disagree	1	3.45%	Strongly Disagree	0	0%	<p>A pie chart showing the distribution of responses for question 2. The largest slice is blue, representing 'Strongly Agree' at 55.2%. The next largest is red, representing 'Agree' at 37.9%. There are also very small slices for 'Uncertain' (yellow), 'Disagree' (green), and 'Strongly Disagree' (purple).</p>		
Choice	Number	Percentage																					
Strongly Agree	16	55.17%																					
Agree	11	37.93%																					
Uncertain	1	3.45%																					
Disagree	1	3.45%																					
Strongly Disagree	0	0%																					
3	The Instructor has completed the whole course	<table border="1"> <thead> <tr> <th>Choice</th> <th>Number</th> <th>Percentage</th> </tr> </thead> <tbody> <tr> <td>Strongly Agree</td> <td>14</td> <td>48.28%</td> </tr> <tr> <td>Agree</td> <td>14</td> <td>48.28%</td> </tr> <tr> <td>Uncertain</td> <td>0</td> <td>0%</td> </tr> <tr> <td>Disagree</td> <td>1</td> <td>3.45%</td> </tr> <tr> <td>Strongly Disagree</td> <td>0</td> <td>0%</td> </tr> </tbody> </table>	Choice	Number	Percentage	Strongly Agree	14	48.28%	Agree	14	48.28%	Uncertain	0	0%	Disagree	1	3.45%	Strongly Disagree	0	0%	<p>A pie chart showing the distribution of responses for question 3. The largest slice is blue, representing 'Strongly Agree' at 48.3%. The next largest is red, representing 'Agree' at 48.3%. There are also very small slices for 'Disagree' (green) and 'Strongly Disagree' (purple).</p>		
Choice	Number	Percentage																					
Strongly Agree	14	48.28%																					
Agree	14	48.28%																					
Uncertain	0	0%																					
Disagree	1	3.45%																					
Strongly Disagree	0	0%																					
4	The Instructor provides additional material apart from the textbook	<table border="1"> <thead> <tr> <th>Choice</th> <th>Number</th> <th>Percentage</th> </tr> </thead> <tbody> <tr> <td>Strongly Agree</td> <td>13</td> <td>44.83%</td> </tr> <tr> <td>Agree</td> <td>11</td> <td>37.93%</td> </tr> <tr> <td>Uncertain</td> <td>4</td> <td>13.79%</td> </tr> <tr> <td>Disagree</td> <td>1</td> <td>3.45%</td> </tr> <tr> <td>Strongly Disagree</td> <td>0</td> <td>0%</td> </tr> </tbody> </table>	Choice	Number	Percentage	Strongly Agree	13	44.83%	Agree	11	37.93%	Uncertain	4	13.79%	Disagree	1	3.45%	Strongly Disagree	0	0%	<p>A pie chart showing the distribution of responses for question 4. The largest slice is blue, representing 'Strongly Agree' at 44.8%. The next largest is red, representing 'Agree' at 37.9%. There are also slices for 'Uncertain' (yellow) at 13.79%, 'Disagree' (green) at 3.45%, and 'Strongly Disagree' (purple) at 0%.</p>		
Choice	Number	Percentage																					
Strongly Agree	13	44.83%																					
Agree	11	37.93%																					
Uncertain	4	13.79%																					
Disagree	1	3.45%																					
Strongly Disagree	0	0%																					

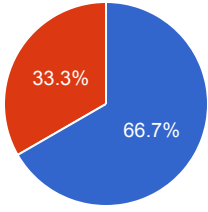
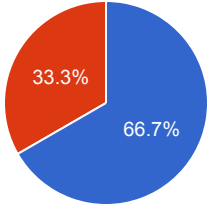
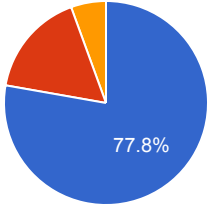
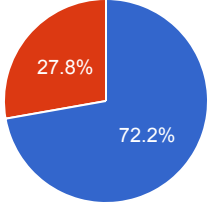
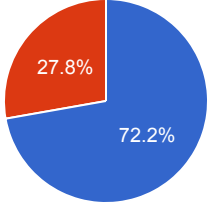
5	The Instructor gives citations regarding current situations with reference to Pakistani context	<table border="1"> <thead> <tr> <th>Choice</th> <th>Number</th> <th>Percentage</th> </tr> </thead> <tbody> <tr> <td>Strongly Agree</td> <td>11</td> <td>37.93%</td> </tr> <tr> <td>Agree</td> <td>13</td> <td>44.83%</td> </tr> <tr> <td>Uncertain</td> <td>4</td> <td>13.79%</td> </tr> <tr> <td>Disagree</td> <td>1</td> <td>3.45%</td> </tr> <tr> <td>Strongly Disagree</td> <td>0</td> <td>0%</td> </tr> </tbody> </table>	Choice	Number	Percentage	Strongly Agree	11	37.93%	Agree	13	44.83%	Uncertain	4	13.79%	Disagree	1	3.45%	Strongly Disagree	0	0%	 <ul style="list-style-type: none"> ● Stron... ● Agree ● Unce... ● Disa...
Choice	Number	Percentage																			
Strongly Agree	11	37.93%																			
Agree	13	44.83%																			
Uncertain	4	13.79%																			
Disagree	1	3.45%																			
Strongly Disagree	0	0%																			
6	The Instructor communicates the subject matter effectively	<table border="1"> <thead> <tr> <th>Choice</th> <th>Number</th> <th>Percentage</th> </tr> </thead> <tbody> <tr> <td>Strongly Agree</td> <td>16</td> <td>55.17%</td> </tr> <tr> <td>Agree</td> <td>11</td> <td>37.93%</td> </tr> <tr> <td>Uncertain</td> <td>0</td> <td>0%</td> </tr> <tr> <td>Disagree</td> <td>2</td> <td>6.9%</td> </tr> <tr> <td>Strongly Disagree</td> <td>0</td> <td>0%</td> </tr> </tbody> </table>	Choice	Number	Percentage	Strongly Agree	16	55.17%	Agree	11	37.93%	Uncertain	0	0%	Disagree	2	6.9%	Strongly Disagree	0	0%	 <ul style="list-style-type: none"> ● Stron... ● Agree ● Disa...
Choice	Number	Percentage																			
Strongly Agree	16	55.17%																			
Agree	11	37.93%																			
Uncertain	0	0%																			
Disagree	2	6.9%																			
Strongly Disagree	0	0%																			
7	The Instructor shows respect towards students and encourages class participation	<table border="1"> <thead> <tr> <th>Choice</th> <th>Number</th> <th>Percentage</th> </tr> </thead> <tbody> <tr> <td>Strongly Agree</td> <td>18</td> <td>62.07%</td> </tr> <tr> <td>Agree</td> <td>9</td> <td>31.03%</td> </tr> <tr> <td>Uncertain</td> <td>1</td> <td>3.45%</td> </tr> <tr> <td>Disagree</td> <td>1</td> <td>3.45%</td> </tr> <tr> <td>Strongly Disagree</td> <td>0</td> <td>0%</td> </tr> </tbody> </table>	Choice	Number	Percentage	Strongly Agree	18	62.07%	Agree	9	31.03%	Uncertain	1	3.45%	Disagree	1	3.45%	Strongly Disagree	0	0%	 <ul style="list-style-type: none"> ● Stron... ● Agree ● Unce... ● Disa...
Choice	Number	Percentage																			
Strongly Agree	18	62.07%																			
Agree	9	31.03%																			
Uncertain	1	3.45%																			
Disagree	1	3.45%																			
Strongly Disagree	0	0%																			
8	The Instructor maintains an environment that is conducive to learning	<table border="1"> <thead> <tr> <th>Choice</th> <th>Number</th> <th>Percentage</th> </tr> </thead> <tbody> <tr> <td>Strongly Agree</td> <td>16</td> <td>55.17%</td> </tr> <tr> <td>Agree</td> <td>10</td> <td>34.48%</td> </tr> <tr> <td>Uncertain</td> <td>2</td> <td>6.9%</td> </tr> <tr> <td>Disagree</td> <td>1</td> <td>3.45%</td> </tr> <tr> <td>Strongly Disagree</td> <td>0</td> <td>0%</td> </tr> </tbody> </table>	Choice	Number	Percentage	Strongly Agree	16	55.17%	Agree	10	34.48%	Uncertain	2	6.9%	Disagree	1	3.45%	Strongly Disagree	0	0%	 <ul style="list-style-type: none"> ● Stron... ● Agree ● Unce... ● Disa...
Choice	Number	Percentage																			
Strongly Agree	16	55.17%																			
Agree	10	34.48%																			
Uncertain	2	6.9%																			
Disagree	1	3.45%																			
Strongly Disagree	0	0%																			
9	The Instructor arrives on time	<table border="1"> <thead> <tr> <th>Choice</th> <th>Number</th> <th>Percentage</th> </tr> </thead> <tbody> <tr> <td>Strongly Agree</td> <td>17</td> <td>58.62%</td> </tr> <tr> <td>Agree</td> <td>11</td> <td>37.93%</td> </tr> <tr> <td>Uncertain</td> <td>0</td> <td>0%</td> </tr> <tr> <td>Disagree</td> <td>1</td> <td>3.45%</td> </tr> <tr> <td>Strongly Disagree</td> <td>0</td> <td>0%</td> </tr> </tbody> </table>	Choice	Number	Percentage	Strongly Agree	17	58.62%	Agree	11	37.93%	Uncertain	0	0%	Disagree	1	3.45%	Strongly Disagree	0	0%	 <ul style="list-style-type: none"> ● Stron... ● Agree ● Disa...
Choice	Number	Percentage																			
Strongly Agree	17	58.62%																			
Agree	11	37.93%																			
Uncertain	0	0%																			
Disagree	1	3.45%																			
Strongly Disagree	0	0%																			

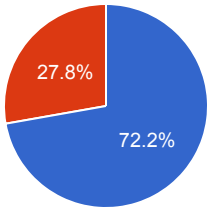
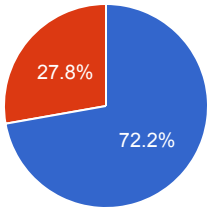
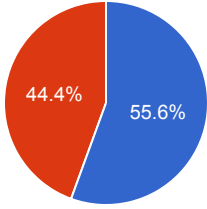
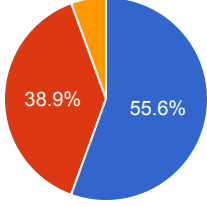
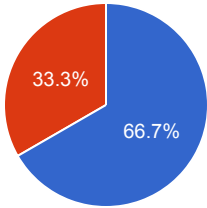
10	The Instructor leaves on time	<table border="1"> <thead> <tr> <th>Choice</th> <th>Number</th> <th>Percentage</th> </tr> </thead> <tbody> <tr> <td>Strongly Agree</td> <td>18</td> <td>62.07%</td> </tr> <tr> <td>Agree</td> <td>10</td> <td>34.48%</td> </tr> <tr> <td>Uncertain</td> <td>0</td> <td>0%</td> </tr> <tr> <td>Disagree</td> <td>1</td> <td>3.45%</td> </tr> <tr> <td>Strongly Disagree</td> <td>0</td> <td>0%</td> </tr> </tbody> </table>	Choice	Number	Percentage	Strongly Agree	18	62.07%	Agree	10	34.48%	Uncertain	0	0%	Disagree	1	3.45%	Strongly Disagree	0	0%	<p>Legend: Strongly Agree (blue), Agree (red), Disagree (green)</p>
Choice	Number	Percentage																			
Strongly Agree	18	62.07%																			
Agree	10	34.48%																			
Uncertain	0	0%																			
Disagree	1	3.45%																			
Strongly Disagree	0	0%																			
11	The Instructor is fair in examination	<table border="1"> <thead> <tr> <th>Choice</th> <th>Number</th> <th>Percentage</th> </tr> </thead> <tbody> <tr> <td>Strongly Agree</td> <td>16</td> <td>55.17%</td> </tr> <tr> <td>Agree</td> <td>11</td> <td>37.93%</td> </tr> <tr> <td>Uncertain</td> <td>1</td> <td>3.45%</td> </tr> <tr> <td>Disagree</td> <td>1</td> <td>3.45%</td> </tr> <tr> <td>Strongly Disagree</td> <td>0</td> <td>0%</td> </tr> </tbody> </table>	Choice	Number	Percentage	Strongly Agree	16	55.17%	Agree	11	37.93%	Uncertain	1	3.45%	Disagree	1	3.45%	Strongly Disagree	0	0%	<p>Legend: Strongly Agree (blue), Agree (red), Uncertain (yellow), Disagree (green)</p>
Choice	Number	Percentage																			
Strongly Agree	16	55.17%																			
Agree	11	37.93%																			
Uncertain	1	3.45%																			
Disagree	1	3.45%																			
Strongly Disagree	0	0%																			
12	The Instructor returns the graded scripts etc. in a reasonable amount of time	<table border="1"> <thead> <tr> <th>Choice</th> <th>Number</th> <th>Percentage</th> </tr> </thead> <tbody> <tr> <td>Strongly Agree</td> <td>14</td> <td>48.28%</td> </tr> <tr> <td>Agree</td> <td>13</td> <td>44.83%</td> </tr> <tr> <td>Uncertain</td> <td>1</td> <td>3.45%</td> </tr> <tr> <td>Disagree</td> <td>1</td> <td>3.45%</td> </tr> <tr> <td>Strongly Disagree</td> <td>0</td> <td>0%</td> </tr> </tbody> </table>	Choice	Number	Percentage	Strongly Agree	14	48.28%	Agree	13	44.83%	Uncertain	1	3.45%	Disagree	1	3.45%	Strongly Disagree	0	0%	<p>Legend: Strongly Agree (blue), Agree (red), Uncertain (yellow), Disagree (green)</p>
Choice	Number	Percentage																			
Strongly Agree	14	48.28%																			
Agree	13	44.83%																			
Uncertain	1	3.45%																			
Disagree	1	3.45%																			
Strongly Disagree	0	0%																			
13	The Instructor was available during the specified office hours and for after class consultations	<table border="1"> <thead> <tr> <th>Choice</th> <th>Number</th> <th>Percentage</th> </tr> </thead> <tbody> <tr> <td>Strongly Agree</td> <td>13</td> <td>44.83%</td> </tr> <tr> <td>Agree</td> <td>11</td> <td>37.93%</td> </tr> <tr> <td>Uncertain</td> <td>4</td> <td>13.79%</td> </tr> <tr> <td>Disagree</td> <td>1</td> <td>3.45%</td> </tr> <tr> <td>Strongly Disagree</td> <td>0</td> <td>0%</td> </tr> </tbody> </table>	Choice	Number	Percentage	Strongly Agree	13	44.83%	Agree	11	37.93%	Uncertain	4	13.79%	Disagree	1	3.45%	Strongly Disagree	0	0%	<p>Legend: Strongly Agree (blue), Agree (red), Uncertain (yellow), Disagree (green)</p>
Choice	Number	Percentage																			
Strongly Agree	13	44.83%																			
Agree	11	37.93%																			
Uncertain	4	13.79%																			
Disagree	1	3.45%																			
Strongly Disagree	0	0%																			
14	The Subject matter presented in the course has increased your knowledge of the subject	<table border="1"> <thead> <tr> <th>Choice</th> <th>Number</th> <th>Percentage</th> </tr> </thead> <tbody> <tr> <td>Strongly Agree</td> <td>15</td> <td>51.72%</td> </tr> <tr> <td>Agree</td> <td>11</td> <td>37.93%</td> </tr> <tr> <td>Uncertain</td> <td>1</td> <td>3.45%</td> </tr> <tr> <td>Disagree</td> <td>2</td> <td>6.9%</td> </tr> <tr> <td>Strongly Disagree</td> <td>0</td> <td>0%</td> </tr> </tbody> </table>	Choice	Number	Percentage	Strongly Agree	15	51.72%	Agree	11	37.93%	Uncertain	1	3.45%	Disagree	2	6.9%	Strongly Disagree	0	0%	<p>Legend: Strongly Agree (blue), Agree (red), Uncertain (yellow), Disagree (green)</p>
Choice	Number	Percentage																			
Strongly Agree	15	51.72%																			
Agree	11	37.93%																			
Uncertain	1	3.45%																			
Disagree	2	6.9%																			
Strongly Disagree	0	0%																			

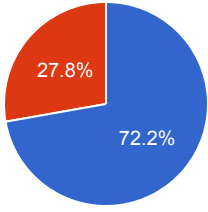
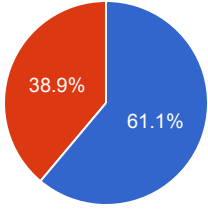
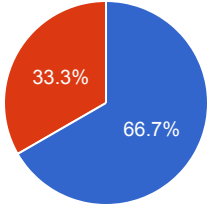
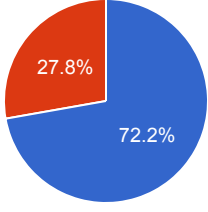
15	The syllabus clearly states course objectives requirements, procedures and grading criteria	<table border="1"> <thead> <tr> <th>Choice</th> <th>Number</th> <th>Percentage</th> </tr> </thead> <tbody> <tr> <td>Strongly Agree</td> <td>14</td> <td>48.28%</td> </tr> <tr> <td>Agree</td> <td>12</td> <td>41.38%</td> </tr> <tr> <td>Uncertain</td> <td>1</td> <td>3.45%</td> </tr> <tr> <td>Disagree</td> <td>1</td> <td>3.45%</td> </tr> <tr> <td>Strongly Disagree</td> <td>1</td> <td>3.45%</td> </tr> </tbody> </table>	Choice	Number	Percentage	Strongly Agree	14	48.28%	Agree	12	41.38%	Uncertain	1	3.45%	Disagree	1	3.45%	Strongly Disagree	1	3.45%	 <ul style="list-style-type: none"> ● Stron... ● Agree ● Unce... ● Disa... ● Stron...
Choice	Number	Percentage																			
Strongly Agree	14	48.28%																			
Agree	12	41.38%																			
Uncertain	1	3.45%																			
Disagree	1	3.45%																			
Strongly Disagree	1	3.45%																			
16	The course integrates theoretical course concepts with real-world applications	<table border="1"> <thead> <tr> <th>Choice</th> <th>Number</th> <th>Percentage</th> </tr> </thead> <tbody> <tr> <td>Strongly Agree</td> <td>9</td> <td>31.03%</td> </tr> <tr> <td>Agree</td> <td>17</td> <td>58.62%</td> </tr> <tr> <td>Uncertain</td> <td>2</td> <td>6.9%</td> </tr> <tr> <td>Disagree</td> <td>1</td> <td>3.45%</td> </tr> <tr> <td>Strongly Disagree</td> <td>0</td> <td>0%</td> </tr> </tbody> </table>	Choice	Number	Percentage	Strongly Agree	9	31.03%	Agree	17	58.62%	Uncertain	2	6.9%	Disagree	1	3.45%	Strongly Disagree	0	0%	 <ul style="list-style-type: none"> ● Stron... ● Agree ● Unce... ● Disa...
Choice	Number	Percentage																			
Strongly Agree	9	31.03%																			
Agree	17	58.62%																			
Uncertain	2	6.9%																			
Disagree	1	3.45%																			
Strongly Disagree	0	0%																			
17	The assignments and exams covered the materials presented in the course	<table border="1"> <thead> <tr> <th>Choice</th> <th>Number</th> <th>Percentage</th> </tr> </thead> <tbody> <tr> <td>Strongly Agree</td> <td>12</td> <td>41.38%</td> </tr> <tr> <td>Agree</td> <td>14</td> <td>48.28%</td> </tr> <tr> <td>Uncertain</td> <td>2</td> <td>6.9%</td> </tr> <tr> <td>Disagree</td> <td>1</td> <td>3.45%</td> </tr> <tr> <td>Strongly Disagree</td> <td>0</td> <td>0%</td> </tr> </tbody> </table>	Choice	Number	Percentage	Strongly Agree	12	41.38%	Agree	14	48.28%	Uncertain	2	6.9%	Disagree	1	3.45%	Strongly Disagree	0	0%	 <ul style="list-style-type: none"> ● Stron... ● Agree ● Unce... ● Disa...
Choice	Number	Percentage																			
Strongly Agree	12	41.38%																			
Agree	14	48.28%																			
Uncertain	2	6.9%																			
Disagree	1	3.45%																			
Strongly Disagree	0	0%																			
18	The course material is modern and updated	<table border="1"> <thead> <tr> <th>Choice</th> <th>Number</th> <th>Percentage</th> </tr> </thead> <tbody> <tr> <td>Strongly Agree</td> <td>14</td> <td>48.28%</td> </tr> <tr> <td>Agree</td> <td>11</td> <td>37.93%</td> </tr> <tr> <td>Uncertain</td> <td>3</td> <td>10.34%</td> </tr> <tr> <td>Disagree</td> <td>1</td> <td>3.45%</td> </tr> <tr> <td>Strongly Disagree</td> <td>0</td> <td>0%</td> </tr> </tbody> </table>	Choice	Number	Percentage	Strongly Agree	14	48.28%	Agree	11	37.93%	Uncertain	3	10.34%	Disagree	1	3.45%	Strongly Disagree	0	0%	 <ul style="list-style-type: none"> ● Stron... ● Agree ● Unce... ● Disa...
Choice	Number	Percentage																			
Strongly Agree	14	48.28%																			
Agree	11	37.93%																			
Uncertain	3	10.34%																			
Disagree	1	3.45%																			
Strongly Disagree	0	0%																			
Teachers Comment		Course Comment																			

Teacher Evaluation - Program: 0306

Teacher Name: KHALID HASEEB		Course ID: CSC-614 Course Title: Network Programming		Session: 2017 Fall																			
Shift: Weekend -- Section:		Total Strength: 32		Attempted: 18																			
S.No	Question	Opinions			Chart																		
1	The Instructor is prepared for each class	<table border="1"> <thead> <tr> <th>Choice</th> <th>Number</th> <th>Percentage</th> </tr> </thead> <tbody> <tr> <td>Strongly Agree</td> <td>14</td> <td>77.78%</td> </tr> <tr> <td>Agree</td> <td>4</td> <td>22.22%</td> </tr> <tr> <td>Uncertain</td> <td>0</td> <td>0%</td> </tr> <tr> <td>Disagree</td> <td>0</td> <td>0%</td> </tr> <tr> <td>Strongly Disagree</td> <td>0</td> <td>0%</td> </tr> </tbody> </table>	Choice	Number	Percentage	Strongly Agree	14	77.78%	Agree	4	22.22%	Uncertain	0	0%	Disagree	0	0%	Strongly Disagree	0	0%	<p>A pie chart showing the distribution of responses for the first question. The chart is divided into two segments: a large blue segment representing 'Strongly Agree' at 77.8%, and a smaller red segment representing 'Agree' at 22.2%. The legend indicates blue for 'Stron...' and red for 'Agree'.</p>		
Choice	Number	Percentage																					
Strongly Agree	14	77.78%																					
Agree	4	22.22%																					
Uncertain	0	0%																					
Disagree	0	0%																					
Strongly Disagree	0	0%																					
2	The Instructor demonstrates knowledge of the subject	<table border="1"> <thead> <tr> <th>Choice</th> <th>Number</th> <th>Percentage</th> </tr> </thead> <tbody> <tr> <td>Strongly Agree</td> <td>15</td> <td>83.33%</td> </tr> <tr> <td>Agree</td> <td>3</td> <td>16.67%</td> </tr> <tr> <td>Uncertain</td> <td>0</td> <td>0%</td> </tr> <tr> <td>Disagree</td> <td>0</td> <td>0%</td> </tr> <tr> <td>Strongly Disagree</td> <td>0</td> <td>0%</td> </tr> </tbody> </table>	Choice	Number	Percentage	Strongly Agree	15	83.33%	Agree	3	16.67%	Uncertain	0	0%	Disagree	0	0%	Strongly Disagree	0	0%	<p>A pie chart showing the distribution of responses for the second question. The chart is divided into two segments: a large blue segment representing 'Strongly Agree' at 83.3%, and a smaller red segment representing 'Agree' at 16.7%. The legend indicates blue for 'Stron...' and red for 'Agree'.</p>		
Choice	Number	Percentage																					
Strongly Agree	15	83.33%																					
Agree	3	16.67%																					
Uncertain	0	0%																					
Disagree	0	0%																					
Strongly Disagree	0	0%																					
3	The Instructor has completed the whole course	<table border="1"> <thead> <tr> <th>Choice</th> <th>Number</th> <th>Percentage</th> </tr> </thead> <tbody> <tr> <td>Strongly Agree</td> <td>15</td> <td>83.33%</td> </tr> <tr> <td>Agree</td> <td>3</td> <td>16.67%</td> </tr> <tr> <td>Uncertain</td> <td>0</td> <td>0%</td> </tr> <tr> <td>Disagree</td> <td>0</td> <td>0%</td> </tr> <tr> <td>Strongly Disagree</td> <td>0</td> <td>0%</td> </tr> </tbody> </table>	Choice	Number	Percentage	Strongly Agree	15	83.33%	Agree	3	16.67%	Uncertain	0	0%	Disagree	0	0%	Strongly Disagree	0	0%	<p>A pie chart showing the distribution of responses for the third question. The chart is divided into two segments: a large blue segment representing 'Strongly Agree' at 83.3%, and a smaller red segment representing 'Agree' at 16.7%. The legend indicates blue for 'Stron...' and red for 'Agree'.</p>		
Choice	Number	Percentage																					
Strongly Agree	15	83.33%																					
Agree	3	16.67%																					
Uncertain	0	0%																					
Disagree	0	0%																					
Strongly Disagree	0	0%																					
4	The Instructor provides additional material apart from the textbook	<table border="1"> <thead> <tr> <th>Choice</th> <th>Number</th> <th>Percentage</th> </tr> </thead> <tbody> <tr> <td>Strongly Agree</td> <td>12</td> <td>66.67%</td> </tr> <tr> <td>Agree</td> <td>5</td> <td>27.78%</td> </tr> <tr> <td>Uncertain</td> <td>0</td> <td>0%</td> </tr> <tr> <td>Disagree</td> <td>1</td> <td>5.56%</td> </tr> <tr> <td>Strongly Disagree</td> <td>0</td> <td>0%</td> </tr> </tbody> </table>	Choice	Number	Percentage	Strongly Agree	12	66.67%	Agree	5	27.78%	Uncertain	0	0%	Disagree	1	5.56%	Strongly Disagree	0	0%	<p>A pie chart showing the distribution of responses for the fourth question. The chart is divided into three segments: a large blue segment representing 'Strongly Agree' at 66.7%, a red segment representing 'Agree' at 27.8%, and a small green segment representing 'Disagree' at 5.56%. The legend indicates blue for 'Stron...', red for 'Agree', and green for 'Disa...'.</p>		
Choice	Number	Percentage																					
Strongly Agree	12	66.67%																					
Agree	5	27.78%																					
Uncertain	0	0%																					
Disagree	1	5.56%																					
Strongly Disagree	0	0%																					

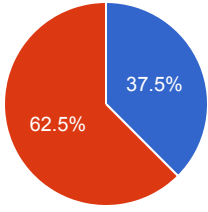
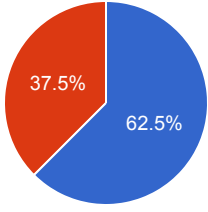
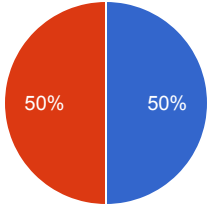
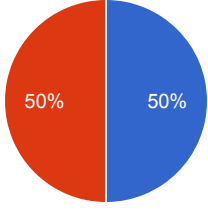
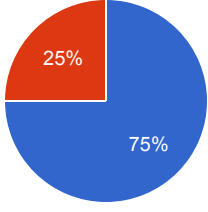
5	The Instructor gives citations regarding current situations with reference to Pakistani context	<table border="1"> <thead> <tr> <th>Choice</th> <th>Number</th> <th>Percentage</th> </tr> </thead> <tbody> <tr> <td>Strongly Agree</td> <td>12</td> <td>66.67%</td> </tr> <tr> <td>Agree</td> <td>6</td> <td>33.33%</td> </tr> <tr> <td>Uncertain</td> <td>0</td> <td>0%</td> </tr> <tr> <td>Disagree</td> <td>0</td> <td>0%</td> </tr> <tr> <td>Strongly Disagree</td> <td>0</td> <td>0%</td> </tr> </tbody> </table>	Choice	Number	Percentage	Strongly Agree	12	66.67%	Agree	6	33.33%	Uncertain	0	0%	Disagree	0	0%	Strongly Disagree	0	0%	 <p>● Stron... ● Agree</p>
Choice	Number	Percentage																			
Strongly Agree	12	66.67%																			
Agree	6	33.33%																			
Uncertain	0	0%																			
Disagree	0	0%																			
Strongly Disagree	0	0%																			
6	The Instructor communicates the subject matter effectively	<table border="1"> <thead> <tr> <th>Choice</th> <th>Number</th> <th>Percentage</th> </tr> </thead> <tbody> <tr> <td>Strongly Agree</td> <td>12</td> <td>66.67%</td> </tr> <tr> <td>Agree</td> <td>6</td> <td>33.33%</td> </tr> <tr> <td>Uncertain</td> <td>0</td> <td>0%</td> </tr> <tr> <td>Disagree</td> <td>0</td> <td>0%</td> </tr> <tr> <td>Strongly Disagree</td> <td>0</td> <td>0%</td> </tr> </tbody> </table>	Choice	Number	Percentage	Strongly Agree	12	66.67%	Agree	6	33.33%	Uncertain	0	0%	Disagree	0	0%	Strongly Disagree	0	0%	 <p>● Stron... ● Agree</p>
Choice	Number	Percentage																			
Strongly Agree	12	66.67%																			
Agree	6	33.33%																			
Uncertain	0	0%																			
Disagree	0	0%																			
Strongly Disagree	0	0%																			
7	The Instructor shows respect towards students and encourages class participation	<table border="1"> <thead> <tr> <th>Choice</th> <th>Number</th> <th>Percentage</th> </tr> </thead> <tbody> <tr> <td>Strongly Agree</td> <td>14</td> <td>77.78%</td> </tr> <tr> <td>Agree</td> <td>3</td> <td>16.67%</td> </tr> <tr> <td>Uncertain</td> <td>1</td> <td>5.56%</td> </tr> <tr> <td>Disagree</td> <td>0</td> <td>0%</td> </tr> <tr> <td>Strongly Disagree</td> <td>0</td> <td>0%</td> </tr> </tbody> </table>	Choice	Number	Percentage	Strongly Agree	14	77.78%	Agree	3	16.67%	Uncertain	1	5.56%	Disagree	0	0%	Strongly Disagree	0	0%	 <p>● Stron... ● Agree ● Unce...</p>
Choice	Number	Percentage																			
Strongly Agree	14	77.78%																			
Agree	3	16.67%																			
Uncertain	1	5.56%																			
Disagree	0	0%																			
Strongly Disagree	0	0%																			
8	The Instructor maintains an environment that is conducive to learning	<table border="1"> <thead> <tr> <th>Choice</th> <th>Number</th> <th>Percentage</th> </tr> </thead> <tbody> <tr> <td>Strongly Agree</td> <td>13</td> <td>72.22%</td> </tr> <tr> <td>Agree</td> <td>5</td> <td>27.78%</td> </tr> <tr> <td>Uncertain</td> <td>0</td> <td>0%</td> </tr> <tr> <td>Disagree</td> <td>0</td> <td>0%</td> </tr> <tr> <td>Strongly Disagree</td> <td>0</td> <td>0%</td> </tr> </tbody> </table>	Choice	Number	Percentage	Strongly Agree	13	72.22%	Agree	5	27.78%	Uncertain	0	0%	Disagree	0	0%	Strongly Disagree	0	0%	 <p>● Stron... ● Agree</p>
Choice	Number	Percentage																			
Strongly Agree	13	72.22%																			
Agree	5	27.78%																			
Uncertain	0	0%																			
Disagree	0	0%																			
Strongly Disagree	0	0%																			
9	The Instructor arrives on time	<table border="1"> <thead> <tr> <th>Choice</th> <th>Number</th> <th>Percentage</th> </tr> </thead> <tbody> <tr> <td>Strongly Agree</td> <td>13</td> <td>72.22%</td> </tr> <tr> <td>Agree</td> <td>5</td> <td>27.78%</td> </tr> <tr> <td>Uncertain</td> <td>0</td> <td>0%</td> </tr> <tr> <td>Disagree</td> <td>0</td> <td>0%</td> </tr> <tr> <td>Strongly Disagree</td> <td>0</td> <td>0%</td> </tr> </tbody> </table>	Choice	Number	Percentage	Strongly Agree	13	72.22%	Agree	5	27.78%	Uncertain	0	0%	Disagree	0	0%	Strongly Disagree	0	0%	 <p>● Stron... ● Agree</p>
Choice	Number	Percentage																			
Strongly Agree	13	72.22%																			
Agree	5	27.78%																			
Uncertain	0	0%																			
Disagree	0	0%																			
Strongly Disagree	0	0%																			

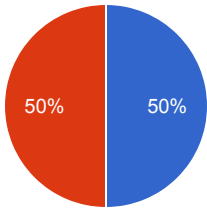
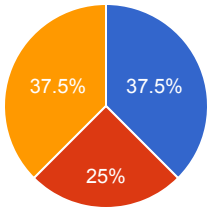
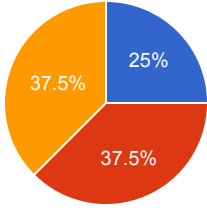
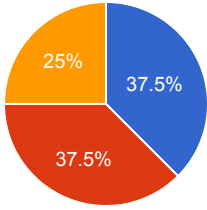
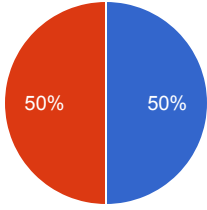
10	The Instructor leaves on time	<table border="1"> <thead> <tr> <th>Choice</th> <th>Number</th> <th>Percentage</th> </tr> </thead> <tbody> <tr> <td>Strongly Agree</td> <td>13</td> <td>72.22%</td> </tr> <tr> <td>Agree</td> <td>5</td> <td>27.78%</td> </tr> <tr> <td>Uncertain</td> <td>0</td> <td>0%</td> </tr> <tr> <td>Disagree</td> <td>0</td> <td>0%</td> </tr> <tr> <td>Strongly Disagree</td> <td>0</td> <td>0%</td> </tr> </tbody> </table>	Choice	Number	Percentage	Strongly Agree	13	72.22%	Agree	5	27.78%	Uncertain	0	0%	Disagree	0	0%	Strongly Disagree	0	0%	 <p>● Stron... ● Agree</p>
Choice	Number	Percentage																			
Strongly Agree	13	72.22%																			
Agree	5	27.78%																			
Uncertain	0	0%																			
Disagree	0	0%																			
Strongly Disagree	0	0%																			
11	The Instructor is fair in examination	<table border="1"> <thead> <tr> <th>Choice</th> <th>Number</th> <th>Percentage</th> </tr> </thead> <tbody> <tr> <td>Strongly Agree</td> <td>13</td> <td>72.22%</td> </tr> <tr> <td>Agree</td> <td>5</td> <td>27.78%</td> </tr> <tr> <td>Uncertain</td> <td>0</td> <td>0%</td> </tr> <tr> <td>Disagree</td> <td>0</td> <td>0%</td> </tr> <tr> <td>Strongly Disagree</td> <td>0</td> <td>0%</td> </tr> </tbody> </table>	Choice	Number	Percentage	Strongly Agree	13	72.22%	Agree	5	27.78%	Uncertain	0	0%	Disagree	0	0%	Strongly Disagree	0	0%	 <p>● Stron... ● Agree</p>
Choice	Number	Percentage																			
Strongly Agree	13	72.22%																			
Agree	5	27.78%																			
Uncertain	0	0%																			
Disagree	0	0%																			
Strongly Disagree	0	0%																			
12	The Instructor returns the graded scripts etc. in a reasonable amount of time	<table border="1"> <thead> <tr> <th>Choice</th> <th>Number</th> <th>Percentage</th> </tr> </thead> <tbody> <tr> <td>Strongly Agree</td> <td>10</td> <td>55.56%</td> </tr> <tr> <td>Agree</td> <td>8</td> <td>44.44%</td> </tr> <tr> <td>Uncertain</td> <td>0</td> <td>0%</td> </tr> <tr> <td>Disagree</td> <td>0</td> <td>0%</td> </tr> <tr> <td>Strongly Disagree</td> <td>0</td> <td>0%</td> </tr> </tbody> </table>	Choice	Number	Percentage	Strongly Agree	10	55.56%	Agree	8	44.44%	Uncertain	0	0%	Disagree	0	0%	Strongly Disagree	0	0%	 <p>● Stron... ● Agree</p>
Choice	Number	Percentage																			
Strongly Agree	10	55.56%																			
Agree	8	44.44%																			
Uncertain	0	0%																			
Disagree	0	0%																			
Strongly Disagree	0	0%																			
13	The Instructor was available during the specified office hours and for after class consultations	<table border="1"> <thead> <tr> <th>Choice</th> <th>Number</th> <th>Percentage</th> </tr> </thead> <tbody> <tr> <td>Strongly Agree</td> <td>10</td> <td>55.56%</td> </tr> <tr> <td>Agree</td> <td>7</td> <td>38.89%</td> </tr> <tr> <td>Uncertain</td> <td>1</td> <td>5.56%</td> </tr> <tr> <td>Disagree</td> <td>0</td> <td>0%</td> </tr> <tr> <td>Strongly Disagree</td> <td>0</td> <td>0%</td> </tr> </tbody> </table>	Choice	Number	Percentage	Strongly Agree	10	55.56%	Agree	7	38.89%	Uncertain	1	5.56%	Disagree	0	0%	Strongly Disagree	0	0%	 <p>● Stron... ● Agree ● Unce...</p>
Choice	Number	Percentage																			
Strongly Agree	10	55.56%																			
Agree	7	38.89%																			
Uncertain	1	5.56%																			
Disagree	0	0%																			
Strongly Disagree	0	0%																			
14	The Subject matter presented in the course has increased your knowledge of the subject	<table border="1"> <thead> <tr> <th>Choice</th> <th>Number</th> <th>Percentage</th> </tr> </thead> <tbody> <tr> <td>Strongly Agree</td> <td>12</td> <td>66.67%</td> </tr> <tr> <td>Agree</td> <td>6</td> <td>33.33%</td> </tr> <tr> <td>Uncertain</td> <td>0</td> <td>0%</td> </tr> <tr> <td>Disagree</td> <td>0</td> <td>0%</td> </tr> <tr> <td>Strongly Disagree</td> <td>0</td> <td>0%</td> </tr> </tbody> </table>	Choice	Number	Percentage	Strongly Agree	12	66.67%	Agree	6	33.33%	Uncertain	0	0%	Disagree	0	0%	Strongly Disagree	0	0%	 <p>● Stron... ● Agree</p>
Choice	Number	Percentage																			
Strongly Agree	12	66.67%																			
Agree	6	33.33%																			
Uncertain	0	0%																			
Disagree	0	0%																			
Strongly Disagree	0	0%																			

15	The syllabus clearly states course objectives requirements, procedures and grading criteria	<table border="1"> <thead> <tr> <th>Choice</th> <th>Number</th> <th>Percentage</th> </tr> </thead> <tbody> <tr> <td>Strongly Agree</td> <td>13</td> <td>72.22%</td> </tr> <tr> <td>Agree</td> <td>5</td> <td>27.78%</td> </tr> <tr> <td>Uncertain</td> <td>0</td> <td>0%</td> </tr> <tr> <td>Disagree</td> <td>0</td> <td>0%</td> </tr> <tr> <td>Strongly Disagree</td> <td>0</td> <td>0%</td> </tr> </tbody> </table>	Choice	Number	Percentage	Strongly Agree	13	72.22%	Agree	5	27.78%	Uncertain	0	0%	Disagree	0	0%	Strongly Disagree	0	0%	 <p>● Stron... ● Agree</p>
Choice	Number	Percentage																			
Strongly Agree	13	72.22%																			
Agree	5	27.78%																			
Uncertain	0	0%																			
Disagree	0	0%																			
Strongly Disagree	0	0%																			
16	The course integrates theoretical course concepts with real-world applications	<table border="1"> <thead> <tr> <th>Choice</th> <th>Number</th> <th>Percentage</th> </tr> </thead> <tbody> <tr> <td>Strongly Agree</td> <td>11</td> <td>61.11%</td> </tr> <tr> <td>Agree</td> <td>7</td> <td>38.89%</td> </tr> <tr> <td>Uncertain</td> <td>0</td> <td>0%</td> </tr> <tr> <td>Disagree</td> <td>0</td> <td>0%</td> </tr> <tr> <td>Strongly Disagree</td> <td>0</td> <td>0%</td> </tr> </tbody> </table>	Choice	Number	Percentage	Strongly Agree	11	61.11%	Agree	7	38.89%	Uncertain	0	0%	Disagree	0	0%	Strongly Disagree	0	0%	 <p>● Stron... ● Agree</p>
Choice	Number	Percentage																			
Strongly Agree	11	61.11%																			
Agree	7	38.89%																			
Uncertain	0	0%																			
Disagree	0	0%																			
Strongly Disagree	0	0%																			
17	The assignments and exams covered the materials presented in the course	<table border="1"> <thead> <tr> <th>Choice</th> <th>Number</th> <th>Percentage</th> </tr> </thead> <tbody> <tr> <td>Strongly Agree</td> <td>12</td> <td>66.67%</td> </tr> <tr> <td>Agree</td> <td>6</td> <td>33.33%</td> </tr> <tr> <td>Uncertain</td> <td>0</td> <td>0%</td> </tr> <tr> <td>Disagree</td> <td>0</td> <td>0%</td> </tr> <tr> <td>Strongly Disagree</td> <td>0</td> <td>0%</td> </tr> </tbody> </table>	Choice	Number	Percentage	Strongly Agree	12	66.67%	Agree	6	33.33%	Uncertain	0	0%	Disagree	0	0%	Strongly Disagree	0	0%	 <p>● Stron... ● Agree</p>
Choice	Number	Percentage																			
Strongly Agree	12	66.67%																			
Agree	6	33.33%																			
Uncertain	0	0%																			
Disagree	0	0%																			
Strongly Disagree	0	0%																			
18	The course material is modern and updated	<table border="1"> <thead> <tr> <th>Choice</th> <th>Number</th> <th>Percentage</th> </tr> </thead> <tbody> <tr> <td>Strongly Agree</td> <td>13</td> <td>72.22%</td> </tr> <tr> <td>Agree</td> <td>5</td> <td>27.78%</td> </tr> <tr> <td>Uncertain</td> <td>0</td> <td>0%</td> </tr> <tr> <td>Disagree</td> <td>0</td> <td>0%</td> </tr> <tr> <td>Strongly Disagree</td> <td>0</td> <td>0%</td> </tr> </tbody> </table>	Choice	Number	Percentage	Strongly Agree	13	72.22%	Agree	5	27.78%	Uncertain	0	0%	Disagree	0	0%	Strongly Disagree	0	0%	 <p>● Stron... ● Agree</p>
Choice	Number	Percentage																			
Strongly Agree	13	72.22%																			
Agree	5	27.78%																			
Uncertain	0	0%																			
Disagree	0	0%																			
Strongly Disagree	0	0%																			
Teachers Comment		Course Comment																			

Teacher Evaluation - Program: 0306

Teacher Name: AHSAN ASHFAQ		Course ID: CSC-634 Course Title: Advanced Software Requirement Engineering		Session: 2017 Fall																			
Shift: Weekend -- Section:		Total Strength: 14		Attempted: 8																			
S.No	Question	Opinions			Chart																		
1	The Instructor is prepared for each class	<table border="1"> <thead> <tr> <th>Choice</th> <th>Number</th> <th>Percentage</th> </tr> </thead> <tbody> <tr> <td>Strongly Agree</td> <td>5</td> <td>62.5%</td> </tr> <tr> <td>Agree</td> <td>3</td> <td>37.5%</td> </tr> <tr> <td>Uncertain</td> <td>0</td> <td>0%</td> </tr> <tr> <td>Disagree</td> <td>0</td> <td>0%</td> </tr> <tr> <td>Strongly Disagree</td> <td>0</td> <td>0%</td> </tr> </tbody> </table>	Choice	Number	Percentage	Strongly Agree	5	62.5%	Agree	3	37.5%	Uncertain	0	0%	Disagree	0	0%	Strongly Disagree	0	0%			
Choice	Number	Percentage																					
Strongly Agree	5	62.5%																					
Agree	3	37.5%																					
Uncertain	0	0%																					
Disagree	0	0%																					
Strongly Disagree	0	0%																					
2	The Instructor demonstrates knowledge of the subject	<table border="1"> <thead> <tr> <th>Choice</th> <th>Number</th> <th>Percentage</th> </tr> </thead> <tbody> <tr> <td>Strongly Agree</td> <td>5</td> <td>62.5%</td> </tr> <tr> <td>Agree</td> <td>3</td> <td>37.5%</td> </tr> <tr> <td>Uncertain</td> <td>0</td> <td>0%</td> </tr> <tr> <td>Disagree</td> <td>0</td> <td>0%</td> </tr> <tr> <td>Strongly Disagree</td> <td>0</td> <td>0%</td> </tr> </tbody> </table>	Choice	Number	Percentage	Strongly Agree	5	62.5%	Agree	3	37.5%	Uncertain	0	0%	Disagree	0	0%	Strongly Disagree	0	0%			
Choice	Number	Percentage																					
Strongly Agree	5	62.5%																					
Agree	3	37.5%																					
Uncertain	0	0%																					
Disagree	0	0%																					
Strongly Disagree	0	0%																					
3	The Instructor has completed the whole course	<table border="1"> <thead> <tr> <th>Choice</th> <th>Number</th> <th>Percentage</th> </tr> </thead> <tbody> <tr> <td>Strongly Agree</td> <td>3</td> <td>37.5%</td> </tr> <tr> <td>Agree</td> <td>4</td> <td>50%</td> </tr> <tr> <td>Uncertain</td> <td>1</td> <td>12.5%</td> </tr> <tr> <td>Disagree</td> <td>0</td> <td>0%</td> </tr> <tr> <td>Strongly Disagree</td> <td>0</td> <td>0%</td> </tr> </tbody> </table>	Choice	Number	Percentage	Strongly Agree	3	37.5%	Agree	4	50%	Uncertain	1	12.5%	Disagree	0	0%	Strongly Disagree	0	0%			
Choice	Number	Percentage																					
Strongly Agree	3	37.5%																					
Agree	4	50%																					
Uncertain	1	12.5%																					
Disagree	0	0%																					
Strongly Disagree	0	0%																					
4	The Instructor provides additional material apart from the textbook	<table border="1"> <thead> <tr> <th>Choice</th> <th>Number</th> <th>Percentage</th> </tr> </thead> <tbody> <tr> <td>Strongly Agree</td> <td>4</td> <td>50%</td> </tr> <tr> <td>Agree</td> <td>3</td> <td>37.5%</td> </tr> <tr> <td>Uncertain</td> <td>1</td> <td>12.5%</td> </tr> <tr> <td>Disagree</td> <td>0</td> <td>0%</td> </tr> <tr> <td>Strongly Disagree</td> <td>0</td> <td>0%</td> </tr> </tbody> </table>	Choice	Number	Percentage	Strongly Agree	4	50%	Agree	3	37.5%	Uncertain	1	12.5%	Disagree	0	0%	Strongly Disagree	0	0%			
Choice	Number	Percentage																					
Strongly Agree	4	50%																					
Agree	3	37.5%																					
Uncertain	1	12.5%																					
Disagree	0	0%																					
Strongly Disagree	0	0%																					

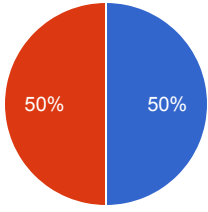
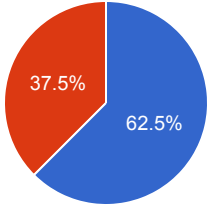
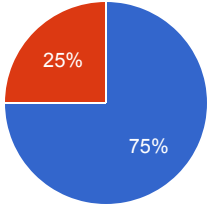
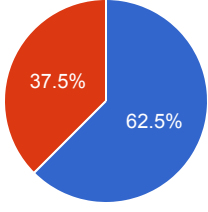
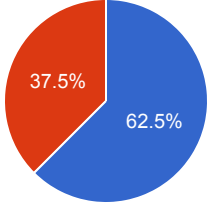
5	The Instructor gives citations regarding current situations with reference to Pakistani context	<table border="1"> <thead> <tr> <th>Choice</th> <th>Number</th> <th>Percentage</th> </tr> </thead> <tbody> <tr> <td>Strongly Agree</td> <td>3</td> <td>37.5%</td> </tr> <tr> <td>Agree</td> <td>5</td> <td>62.5%</td> </tr> <tr> <td>Uncertain</td> <td>0</td> <td>0%</td> </tr> <tr> <td>Disagree</td> <td>0</td> <td>0%</td> </tr> <tr> <td>Strongly Disagree</td> <td>0</td> <td>0%</td> </tr> </tbody> </table>	Choice	Number	Percentage	Strongly Agree	3	37.5%	Agree	5	62.5%	Uncertain	0	0%	Disagree	0	0%	Strongly Disagree	0	0%	 <p>● Stron... ● Agree</p>
Choice	Number	Percentage																			
Strongly Agree	3	37.5%																			
Agree	5	62.5%																			
Uncertain	0	0%																			
Disagree	0	0%																			
Strongly Disagree	0	0%																			
6	The Instructor communicates the subject matter effectively	<table border="1"> <thead> <tr> <th>Choice</th> <th>Number</th> <th>Percentage</th> </tr> </thead> <tbody> <tr> <td>Strongly Agree</td> <td>5</td> <td>62.5%</td> </tr> <tr> <td>Agree</td> <td>3</td> <td>37.5%</td> </tr> <tr> <td>Uncertain</td> <td>0</td> <td>0%</td> </tr> <tr> <td>Disagree</td> <td>0</td> <td>0%</td> </tr> <tr> <td>Strongly Disagree</td> <td>0</td> <td>0%</td> </tr> </tbody> </table>	Choice	Number	Percentage	Strongly Agree	5	62.5%	Agree	3	37.5%	Uncertain	0	0%	Disagree	0	0%	Strongly Disagree	0	0%	 <p>● Stron... ● Agree</p>
Choice	Number	Percentage																			
Strongly Agree	5	62.5%																			
Agree	3	37.5%																			
Uncertain	0	0%																			
Disagree	0	0%																			
Strongly Disagree	0	0%																			
7	The Instructor shows respect towards students and encourages class participation	<table border="1"> <thead> <tr> <th>Choice</th> <th>Number</th> <th>Percentage</th> </tr> </thead> <tbody> <tr> <td>Strongly Agree</td> <td>4</td> <td>50%</td> </tr> <tr> <td>Agree</td> <td>4</td> <td>50%</td> </tr> <tr> <td>Uncertain</td> <td>0</td> <td>0%</td> </tr> <tr> <td>Disagree</td> <td>0</td> <td>0%</td> </tr> <tr> <td>Strongly Disagree</td> <td>0</td> <td>0%</td> </tr> </tbody> </table>	Choice	Number	Percentage	Strongly Agree	4	50%	Agree	4	50%	Uncertain	0	0%	Disagree	0	0%	Strongly Disagree	0	0%	 <p>● Stron... ● Agree</p>
Choice	Number	Percentage																			
Strongly Agree	4	50%																			
Agree	4	50%																			
Uncertain	0	0%																			
Disagree	0	0%																			
Strongly Disagree	0	0%																			
8	The Instructor maintains an environment that is conducive to learning	<table border="1"> <thead> <tr> <th>Choice</th> <th>Number</th> <th>Percentage</th> </tr> </thead> <tbody> <tr> <td>Strongly Agree</td> <td>4</td> <td>50%</td> </tr> <tr> <td>Agree</td> <td>4</td> <td>50%</td> </tr> <tr> <td>Uncertain</td> <td>0</td> <td>0%</td> </tr> <tr> <td>Disagree</td> <td>0</td> <td>0%</td> </tr> <tr> <td>Strongly Disagree</td> <td>0</td> <td>0%</td> </tr> </tbody> </table>	Choice	Number	Percentage	Strongly Agree	4	50%	Agree	4	50%	Uncertain	0	0%	Disagree	0	0%	Strongly Disagree	0	0%	 <p>● Stron... ● Agree</p>
Choice	Number	Percentage																			
Strongly Agree	4	50%																			
Agree	4	50%																			
Uncertain	0	0%																			
Disagree	0	0%																			
Strongly Disagree	0	0%																			
9	The Instructor arrives on time	<table border="1"> <thead> <tr> <th>Choice</th> <th>Number</th> <th>Percentage</th> </tr> </thead> <tbody> <tr> <td>Strongly Agree</td> <td>6</td> <td>75%</td> </tr> <tr> <td>Agree</td> <td>2</td> <td>25%</td> </tr> <tr> <td>Uncertain</td> <td>0</td> <td>0%</td> </tr> <tr> <td>Disagree</td> <td>0</td> <td>0%</td> </tr> <tr> <td>Strongly Disagree</td> <td>0</td> <td>0%</td> </tr> </tbody> </table>	Choice	Number	Percentage	Strongly Agree	6	75%	Agree	2	25%	Uncertain	0	0%	Disagree	0	0%	Strongly Disagree	0	0%	 <p>● Stron... ● Agree</p>
Choice	Number	Percentage																			
Strongly Agree	6	75%																			
Agree	2	25%																			
Uncertain	0	0%																			
Disagree	0	0%																			
Strongly Disagree	0	0%																			

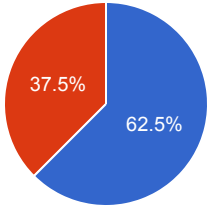
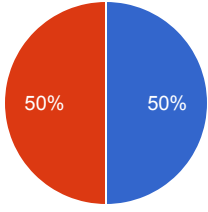
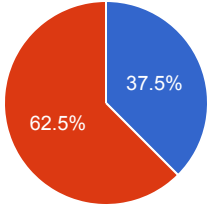
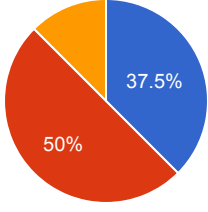
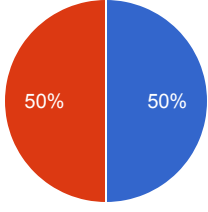
10	The Instructor leaves on time	<table border="1"> <thead> <tr> <th>Choice</th> <th>Number</th> <th>Percentage</th> </tr> </thead> <tbody> <tr> <td>Strongly Agree</td> <td>4</td> <td>50%</td> </tr> <tr> <td>Agree</td> <td>4</td> <td>50%</td> </tr> <tr> <td>Uncertain</td> <td>0</td> <td>0%</td> </tr> <tr> <td>Disagree</td> <td>0</td> <td>0%</td> </tr> <tr> <td>Strongly Disagree</td> <td>0</td> <td>0%</td> </tr> </tbody> </table>	Choice	Number	Percentage	Strongly Agree	4	50%	Agree	4	50%	Uncertain	0	0%	Disagree	0	0%	Strongly Disagree	0	0%	 <p> ● Stron... ● Agree </p>
Choice	Number	Percentage																			
Strongly Agree	4	50%																			
Agree	4	50%																			
Uncertain	0	0%																			
Disagree	0	0%																			
Strongly Disagree	0	0%																			
11	The Instructor is fair in examination	<table border="1"> <thead> <tr> <th>Choice</th> <th>Number</th> <th>Percentage</th> </tr> </thead> <tbody> <tr> <td>Strongly Agree</td> <td>3</td> <td>37.5%</td> </tr> <tr> <td>Agree</td> <td>2</td> <td>25%</td> </tr> <tr> <td>Uncertain</td> <td>3</td> <td>37.5%</td> </tr> <tr> <td>Disagree</td> <td>0</td> <td>0%</td> </tr> <tr> <td>Strongly Disagree</td> <td>0</td> <td>0%</td> </tr> </tbody> </table>	Choice	Number	Percentage	Strongly Agree	3	37.5%	Agree	2	25%	Uncertain	3	37.5%	Disagree	0	0%	Strongly Disagree	0	0%	 <p> ● Stron... ● Agree ● Unce... </p>
Choice	Number	Percentage																			
Strongly Agree	3	37.5%																			
Agree	2	25%																			
Uncertain	3	37.5%																			
Disagree	0	0%																			
Strongly Disagree	0	0%																			
12	The Instructor returns the graded scripts etc. in a reasonable amount of time	<table border="1"> <thead> <tr> <th>Choice</th> <th>Number</th> <th>Percentage</th> </tr> </thead> <tbody> <tr> <td>Strongly Agree</td> <td>2</td> <td>25%</td> </tr> <tr> <td>Agree</td> <td>3</td> <td>37.5%</td> </tr> <tr> <td>Uncertain</td> <td>3</td> <td>37.5%</td> </tr> <tr> <td>Disagree</td> <td>0</td> <td>0%</td> </tr> <tr> <td>Strongly Disagree</td> <td>0</td> <td>0%</td> </tr> </tbody> </table>	Choice	Number	Percentage	Strongly Agree	2	25%	Agree	3	37.5%	Uncertain	3	37.5%	Disagree	0	0%	Strongly Disagree	0	0%	 <p> ● Stron... ● Agree ● Unce... </p>
Choice	Number	Percentage																			
Strongly Agree	2	25%																			
Agree	3	37.5%																			
Uncertain	3	37.5%																			
Disagree	0	0%																			
Strongly Disagree	0	0%																			
13	The Instructor was available during the specified office hours and for after class consultations	<table border="1"> <thead> <tr> <th>Choice</th> <th>Number</th> <th>Percentage</th> </tr> </thead> <tbody> <tr> <td>Strongly Agree</td> <td>3</td> <td>37.5%</td> </tr> <tr> <td>Agree</td> <td>3</td> <td>37.5%</td> </tr> <tr> <td>Uncertain</td> <td>2</td> <td>25%</td> </tr> <tr> <td>Disagree</td> <td>0</td> <td>0%</td> </tr> <tr> <td>Strongly Disagree</td> <td>0</td> <td>0%</td> </tr> </tbody> </table>	Choice	Number	Percentage	Strongly Agree	3	37.5%	Agree	3	37.5%	Uncertain	2	25%	Disagree	0	0%	Strongly Disagree	0	0%	 <p> ● Stron... ● Agree ● Unce... </p>
Choice	Number	Percentage																			
Strongly Agree	3	37.5%																			
Agree	3	37.5%																			
Uncertain	2	25%																			
Disagree	0	0%																			
Strongly Disagree	0	0%																			
14	The Subject matter presented in the course has increased your knowledge of the subject	<table border="1"> <thead> <tr> <th>Choice</th> <th>Number</th> <th>Percentage</th> </tr> </thead> <tbody> <tr> <td>Strongly Agree</td> <td>4</td> <td>50%</td> </tr> <tr> <td>Agree</td> <td>4</td> <td>50%</td> </tr> <tr> <td>Uncertain</td> <td>0</td> <td>0%</td> </tr> <tr> <td>Disagree</td> <td>0</td> <td>0%</td> </tr> <tr> <td>Strongly Disagree</td> <td>0</td> <td>0%</td> </tr> </tbody> </table>	Choice	Number	Percentage	Strongly Agree	4	50%	Agree	4	50%	Uncertain	0	0%	Disagree	0	0%	Strongly Disagree	0	0%	 <p> ● Stron... ● Agree </p>
Choice	Number	Percentage																			
Strongly Agree	4	50%																			
Agree	4	50%																			
Uncertain	0	0%																			
Disagree	0	0%																			
Strongly Disagree	0	0%																			

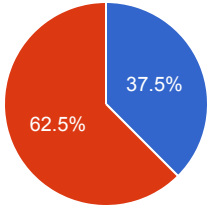
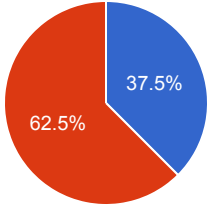
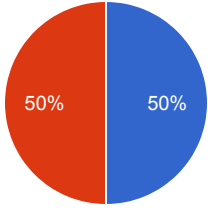
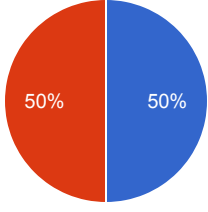
15	The syllabus clearly states course objectives requirements, procedures and grading criteria	<table border="1"> <thead> <tr> <th>Choice</th> <th>Number</th> <th>Percentage</th> </tr> </thead> <tbody> <tr> <td>Strongly Agree</td> <td>3</td> <td>37.5%</td> </tr> <tr> <td>Agree</td> <td>3</td> <td>37.5%</td> </tr> <tr> <td>Uncertain</td> <td>2</td> <td>25%</td> </tr> <tr> <td>Disagree</td> <td>0</td> <td>0%</td> </tr> <tr> <td>Strongly Disagree</td> <td>0</td> <td>0%</td> </tr> </tbody> </table>	Choice	Number	Percentage	Strongly Agree	3	37.5%	Agree	3	37.5%	Uncertain	2	25%	Disagree	0	0%	Strongly Disagree	0	0%	<p>A pie chart with three segments: a blue segment (37.5%), a red segment (37.5%), and an orange segment (25%). A legend to the right shows a blue circle for 'Stron...', a red circle for 'Agree', and an orange circle for 'Unce...'.</p>
Choice	Number	Percentage																			
Strongly Agree	3	37.5%																			
Agree	3	37.5%																			
Uncertain	2	25%																			
Disagree	0	0%																			
Strongly Disagree	0	0%																			
16	The course integrates theoretical course concepts with real-world applications	<table border="1"> <thead> <tr> <th>Choice</th> <th>Number</th> <th>Percentage</th> </tr> </thead> <tbody> <tr> <td>Strongly Agree</td> <td>3</td> <td>37.5%</td> </tr> <tr> <td>Agree</td> <td>4</td> <td>50%</td> </tr> <tr> <td>Uncertain</td> <td>1</td> <td>12.5%</td> </tr> <tr> <td>Disagree</td> <td>0</td> <td>0%</td> </tr> <tr> <td>Strongly Disagree</td> <td>0</td> <td>0%</td> </tr> </tbody> </table>	Choice	Number	Percentage	Strongly Agree	3	37.5%	Agree	4	50%	Uncertain	1	12.5%	Disagree	0	0%	Strongly Disagree	0	0%	<p>A pie chart with three segments: a blue segment (37.5%), a red segment (50%), and an orange segment (12.5%). A legend to the right shows a blue circle for 'Stron...', a red circle for 'Agree', and an orange circle for 'Unce...'.</p>
Choice	Number	Percentage																			
Strongly Agree	3	37.5%																			
Agree	4	50%																			
Uncertain	1	12.5%																			
Disagree	0	0%																			
Strongly Disagree	0	0%																			
17	The assignments and exams covered the materials presented in the course	<table border="1"> <thead> <tr> <th>Choice</th> <th>Number</th> <th>Percentage</th> </tr> </thead> <tbody> <tr> <td>Strongly Agree</td> <td>4</td> <td>50%</td> </tr> <tr> <td>Agree</td> <td>1</td> <td>12.5%</td> </tr> <tr> <td>Uncertain</td> <td>3</td> <td>37.5%</td> </tr> <tr> <td>Disagree</td> <td>0</td> <td>0%</td> </tr> <tr> <td>Strongly Disagree</td> <td>0</td> <td>0%</td> </tr> </tbody> </table>	Choice	Number	Percentage	Strongly Agree	4	50%	Agree	1	12.5%	Uncertain	3	37.5%	Disagree	0	0%	Strongly Disagree	0	0%	<p>A pie chart with three segments: a blue segment (50%), an orange segment (37.5%), and a red segment (12.5%). A legend to the right shows a blue circle for 'Stron...', a red circle for 'Agree', and an orange circle for 'Unce...'.</p>
Choice	Number	Percentage																			
Strongly Agree	4	50%																			
Agree	1	12.5%																			
Uncertain	3	37.5%																			
Disagree	0	0%																			
Strongly Disagree	0	0%																			
18	The course material is modern and updated	<table border="1"> <thead> <tr> <th>Choice</th> <th>Number</th> <th>Percentage</th> </tr> </thead> <tbody> <tr> <td>Strongly Agree</td> <td>4</td> <td>50%</td> </tr> <tr> <td>Agree</td> <td>3</td> <td>37.5%</td> </tr> <tr> <td>Uncertain</td> <td>1</td> <td>12.5%</td> </tr> <tr> <td>Disagree</td> <td>0</td> <td>0%</td> </tr> <tr> <td>Strongly Disagree</td> <td>0</td> <td>0%</td> </tr> </tbody> </table>	Choice	Number	Percentage	Strongly Agree	4	50%	Agree	3	37.5%	Uncertain	1	12.5%	Disagree	0	0%	Strongly Disagree	0	0%	<p>A pie chart with three segments: a blue segment (50%), a red segment (37.5%), and an orange segment (12.5%). A legend to the right shows a blue circle for 'Stron...', a red circle for 'Agree', and an orange circle for 'Unce...'.</p>
Choice	Number	Percentage																			
Strongly Agree	4	50%																			
Agree	3	37.5%																			
Uncertain	1	12.5%																			
Disagree	0	0%																			
Strongly Disagree	0	0%																			
Teachers Comment		Course Comment																			

Teacher Evaluation - Program: 0306

Teacher Name: RASHID NASEEM		Course ID: CSC-635 Course Title: Advanced Software System Architecture		Session: 2017 Fall																			
Shift: Weekend -- Section:		Total Strength: 12		Attempted: 8																			
S.No	Question	Opinions			Chart																		
1	The Instructor is prepared for each class	<table border="1"> <thead> <tr> <th>Choice</th> <th>Number</th> <th>Percentage</th> </tr> </thead> <tbody> <tr> <td>Strongly Agree</td> <td>6</td> <td>75%</td> </tr> <tr> <td>Agree</td> <td>2</td> <td>25%</td> </tr> <tr> <td>Uncertain</td> <td>0</td> <td>0%</td> </tr> <tr> <td>Disagree</td> <td>0</td> <td>0%</td> </tr> <tr> <td>Strongly Disagree</td> <td>0</td> <td>0%</td> </tr> </tbody> </table>	Choice	Number	Percentage	Strongly Agree	6	75%	Agree	2	25%	Uncertain	0	0%	Disagree	0	0%	Strongly Disagree	0	0%			
Choice	Number	Percentage																					
Strongly Agree	6	75%																					
Agree	2	25%																					
Uncertain	0	0%																					
Disagree	0	0%																					
Strongly Disagree	0	0%																					
2	The Instructor demonstrates knowledge of the subject	<table border="1"> <thead> <tr> <th>Choice</th> <th>Number</th> <th>Percentage</th> </tr> </thead> <tbody> <tr> <td>Strongly Agree</td> <td>6</td> <td>75%</td> </tr> <tr> <td>Agree</td> <td>2</td> <td>25%</td> </tr> <tr> <td>Uncertain</td> <td>0</td> <td>0%</td> </tr> <tr> <td>Disagree</td> <td>0</td> <td>0%</td> </tr> <tr> <td>Strongly Disagree</td> <td>0</td> <td>0%</td> </tr> </tbody> </table>	Choice	Number	Percentage	Strongly Agree	6	75%	Agree	2	25%	Uncertain	0	0%	Disagree	0	0%	Strongly Disagree	0	0%			
Choice	Number	Percentage																					
Strongly Agree	6	75%																					
Agree	2	25%																					
Uncertain	0	0%																					
Disagree	0	0%																					
Strongly Disagree	0	0%																					
3	The Instructor has completed the whole course	<table border="1"> <thead> <tr> <th>Choice</th> <th>Number</th> <th>Percentage</th> </tr> </thead> <tbody> <tr> <td>Strongly Agree</td> <td>5</td> <td>62.5%</td> </tr> <tr> <td>Agree</td> <td>3</td> <td>37.5%</td> </tr> <tr> <td>Uncertain</td> <td>0</td> <td>0%</td> </tr> <tr> <td>Disagree</td> <td>0</td> <td>0%</td> </tr> <tr> <td>Strongly Disagree</td> <td>0</td> <td>0%</td> </tr> </tbody> </table>	Choice	Number	Percentage	Strongly Agree	5	62.5%	Agree	3	37.5%	Uncertain	0	0%	Disagree	0	0%	Strongly Disagree	0	0%			
Choice	Number	Percentage																					
Strongly Agree	5	62.5%																					
Agree	3	37.5%																					
Uncertain	0	0%																					
Disagree	0	0%																					
Strongly Disagree	0	0%																					
4	The Instructor provides additional material apart from the textbook	<table border="1"> <thead> <tr> <th>Choice</th> <th>Number</th> <th>Percentage</th> </tr> </thead> <tbody> <tr> <td>Strongly Agree</td> <td>3</td> <td>37.5%</td> </tr> <tr> <td>Agree</td> <td>5</td> <td>62.5%</td> </tr> <tr> <td>Uncertain</td> <td>0</td> <td>0%</td> </tr> <tr> <td>Disagree</td> <td>0</td> <td>0%</td> </tr> <tr> <td>Strongly Disagree</td> <td>0</td> <td>0%</td> </tr> </tbody> </table>	Choice	Number	Percentage	Strongly Agree	3	37.5%	Agree	5	62.5%	Uncertain	0	0%	Disagree	0	0%	Strongly Disagree	0	0%			
Choice	Number	Percentage																					
Strongly Agree	3	37.5%																					
Agree	5	62.5%																					
Uncertain	0	0%																					
Disagree	0	0%																					
Strongly Disagree	0	0%																					

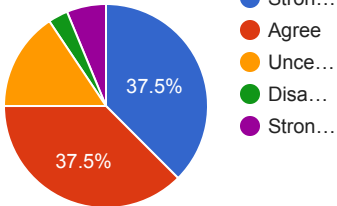
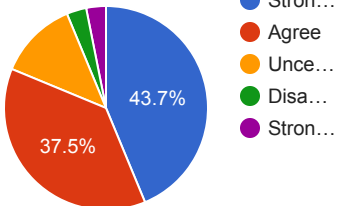
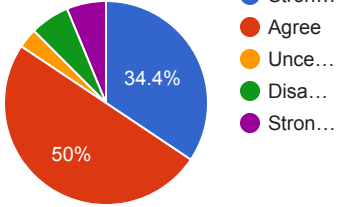
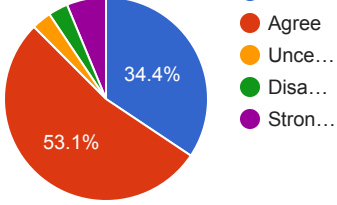
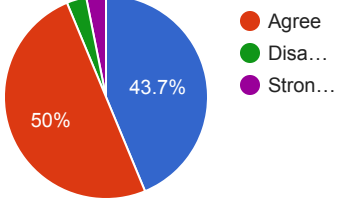
5	The Instructor gives citations regarding current situations with reference to Pakistani context	<table border="1"> <thead> <tr> <th>Choice</th> <th>Number</th> <th>Percentage</th> </tr> </thead> <tbody> <tr> <td>Strongly Agree</td> <td>4</td> <td>50%</td> </tr> <tr> <td>Agree</td> <td>4</td> <td>50%</td> </tr> <tr> <td>Uncertain</td> <td>0</td> <td>0%</td> </tr> <tr> <td>Disagree</td> <td>0</td> <td>0%</td> </tr> <tr> <td>Strongly Disagree</td> <td>0</td> <td>0%</td> </tr> </tbody> </table>	Choice	Number	Percentage	Strongly Agree	4	50%	Agree	4	50%	Uncertain	0	0%	Disagree	0	0%	Strongly Disagree	0	0%	 <p>● Stron... ● Agree</p>
Choice	Number	Percentage																			
Strongly Agree	4	50%																			
Agree	4	50%																			
Uncertain	0	0%																			
Disagree	0	0%																			
Strongly Disagree	0	0%																			
6	The Instructor communicates the subject matter effectively	<table border="1"> <thead> <tr> <th>Choice</th> <th>Number</th> <th>Percentage</th> </tr> </thead> <tbody> <tr> <td>Strongly Agree</td> <td>5</td> <td>62.5%</td> </tr> <tr> <td>Agree</td> <td>3</td> <td>37.5%</td> </tr> <tr> <td>Uncertain</td> <td>0</td> <td>0%</td> </tr> <tr> <td>Disagree</td> <td>0</td> <td>0%</td> </tr> <tr> <td>Strongly Disagree</td> <td>0</td> <td>0%</td> </tr> </tbody> </table>	Choice	Number	Percentage	Strongly Agree	5	62.5%	Agree	3	37.5%	Uncertain	0	0%	Disagree	0	0%	Strongly Disagree	0	0%	 <p>● Stron... ● Agree</p>
Choice	Number	Percentage																			
Strongly Agree	5	62.5%																			
Agree	3	37.5%																			
Uncertain	0	0%																			
Disagree	0	0%																			
Strongly Disagree	0	0%																			
7	The Instructor shows respect towards students and encourages class participation	<table border="1"> <thead> <tr> <th>Choice</th> <th>Number</th> <th>Percentage</th> </tr> </thead> <tbody> <tr> <td>Strongly Agree</td> <td>6</td> <td>75%</td> </tr> <tr> <td>Agree</td> <td>2</td> <td>25%</td> </tr> <tr> <td>Uncertain</td> <td>0</td> <td>0%</td> </tr> <tr> <td>Disagree</td> <td>0</td> <td>0%</td> </tr> <tr> <td>Strongly Disagree</td> <td>0</td> <td>0%</td> </tr> </tbody> </table>	Choice	Number	Percentage	Strongly Agree	6	75%	Agree	2	25%	Uncertain	0	0%	Disagree	0	0%	Strongly Disagree	0	0%	 <p>● Stron... ● Agree</p>
Choice	Number	Percentage																			
Strongly Agree	6	75%																			
Agree	2	25%																			
Uncertain	0	0%																			
Disagree	0	0%																			
Strongly Disagree	0	0%																			
8	The Instructor maintains an environment that is conducive to learning	<table border="1"> <thead> <tr> <th>Choice</th> <th>Number</th> <th>Percentage</th> </tr> </thead> <tbody> <tr> <td>Strongly Agree</td> <td>5</td> <td>62.5%</td> </tr> <tr> <td>Agree</td> <td>3</td> <td>37.5%</td> </tr> <tr> <td>Uncertain</td> <td>0</td> <td>0%</td> </tr> <tr> <td>Disagree</td> <td>0</td> <td>0%</td> </tr> <tr> <td>Strongly Disagree</td> <td>0</td> <td>0%</td> </tr> </tbody> </table>	Choice	Number	Percentage	Strongly Agree	5	62.5%	Agree	3	37.5%	Uncertain	0	0%	Disagree	0	0%	Strongly Disagree	0	0%	 <p>● Stron... ● Agree</p>
Choice	Number	Percentage																			
Strongly Agree	5	62.5%																			
Agree	3	37.5%																			
Uncertain	0	0%																			
Disagree	0	0%																			
Strongly Disagree	0	0%																			
9	The Instructor arrives on time	<table border="1"> <thead> <tr> <th>Choice</th> <th>Number</th> <th>Percentage</th> </tr> </thead> <tbody> <tr> <td>Strongly Agree</td> <td>5</td> <td>62.5%</td> </tr> <tr> <td>Agree</td> <td>3</td> <td>37.5%</td> </tr> <tr> <td>Uncertain</td> <td>0</td> <td>0%</td> </tr> <tr> <td>Disagree</td> <td>0</td> <td>0%</td> </tr> <tr> <td>Strongly Disagree</td> <td>0</td> <td>0%</td> </tr> </tbody> </table>	Choice	Number	Percentage	Strongly Agree	5	62.5%	Agree	3	37.5%	Uncertain	0	0%	Disagree	0	0%	Strongly Disagree	0	0%	 <p>● Stron... ● Agree</p>
Choice	Number	Percentage																			
Strongly Agree	5	62.5%																			
Agree	3	37.5%																			
Uncertain	0	0%																			
Disagree	0	0%																			
Strongly Disagree	0	0%																			

10	The Instructor leaves on time	<table border="1"> <thead> <tr> <th>Choice</th> <th>Number</th> <th>Percentage</th> </tr> </thead> <tbody> <tr> <td>Strongly Agree</td> <td>5</td> <td>62.5%</td> </tr> <tr> <td>Agree</td> <td>3</td> <td>37.5%</td> </tr> <tr> <td>Uncertain</td> <td>0</td> <td>0%</td> </tr> <tr> <td>Disagree</td> <td>0</td> <td>0%</td> </tr> <tr> <td>Strongly Disagree</td> <td>0</td> <td>0%</td> </tr> </tbody> </table>	Choice	Number	Percentage	Strongly Agree	5	62.5%	Agree	3	37.5%	Uncertain	0	0%	Disagree	0	0%	Strongly Disagree	0	0%	 <p>● Stron... ● Agree</p>
Choice	Number	Percentage																			
Strongly Agree	5	62.5%																			
Agree	3	37.5%																			
Uncertain	0	0%																			
Disagree	0	0%																			
Strongly Disagree	0	0%																			
11	The Instructor is fair in examination	<table border="1"> <thead> <tr> <th>Choice</th> <th>Number</th> <th>Percentage</th> </tr> </thead> <tbody> <tr> <td>Strongly Agree</td> <td>4</td> <td>50%</td> </tr> <tr> <td>Agree</td> <td>4</td> <td>50%</td> </tr> <tr> <td>Uncertain</td> <td>0</td> <td>0%</td> </tr> <tr> <td>Disagree</td> <td>0</td> <td>0%</td> </tr> <tr> <td>Strongly Disagree</td> <td>0</td> <td>0%</td> </tr> </tbody> </table>	Choice	Number	Percentage	Strongly Agree	4	50%	Agree	4	50%	Uncertain	0	0%	Disagree	0	0%	Strongly Disagree	0	0%	 <p>● Stron... ● Agree</p>
Choice	Number	Percentage																			
Strongly Agree	4	50%																			
Agree	4	50%																			
Uncertain	0	0%																			
Disagree	0	0%																			
Strongly Disagree	0	0%																			
12	The Instructor returns the graded scripts etc. in a reasonable amount of time	<table border="1"> <thead> <tr> <th>Choice</th> <th>Number</th> <th>Percentage</th> </tr> </thead> <tbody> <tr> <td>Strongly Agree</td> <td>3</td> <td>37.5%</td> </tr> <tr> <td>Agree</td> <td>5</td> <td>62.5%</td> </tr> <tr> <td>Uncertain</td> <td>0</td> <td>0%</td> </tr> <tr> <td>Disagree</td> <td>0</td> <td>0%</td> </tr> <tr> <td>Strongly Disagree</td> <td>0</td> <td>0%</td> </tr> </tbody> </table>	Choice	Number	Percentage	Strongly Agree	3	37.5%	Agree	5	62.5%	Uncertain	0	0%	Disagree	0	0%	Strongly Disagree	0	0%	 <p>● Stron... ● Agree</p>
Choice	Number	Percentage																			
Strongly Agree	3	37.5%																			
Agree	5	62.5%																			
Uncertain	0	0%																			
Disagree	0	0%																			
Strongly Disagree	0	0%																			
13	The Instructor was available during the specified office hours and for after class consultations	<table border="1"> <thead> <tr> <th>Choice</th> <th>Number</th> <th>Percentage</th> </tr> </thead> <tbody> <tr> <td>Strongly Agree</td> <td>3</td> <td>37.5%</td> </tr> <tr> <td>Agree</td> <td>4</td> <td>50%</td> </tr> <tr> <td>Uncertain</td> <td>1</td> <td>12.5%</td> </tr> <tr> <td>Disagree</td> <td>0</td> <td>0%</td> </tr> <tr> <td>Strongly Disagree</td> <td>0</td> <td>0%</td> </tr> </tbody> </table>	Choice	Number	Percentage	Strongly Agree	3	37.5%	Agree	4	50%	Uncertain	1	12.5%	Disagree	0	0%	Strongly Disagree	0	0%	 <p>● Stron... ● Agree ● Unce...</p>
Choice	Number	Percentage																			
Strongly Agree	3	37.5%																			
Agree	4	50%																			
Uncertain	1	12.5%																			
Disagree	0	0%																			
Strongly Disagree	0	0%																			
14	The Subject matter presented in the course has increased your knowledge of the subject	<table border="1"> <thead> <tr> <th>Choice</th> <th>Number</th> <th>Percentage</th> </tr> </thead> <tbody> <tr> <td>Strongly Agree</td> <td>4</td> <td>50%</td> </tr> <tr> <td>Agree</td> <td>4</td> <td>50%</td> </tr> <tr> <td>Uncertain</td> <td>0</td> <td>0%</td> </tr> <tr> <td>Disagree</td> <td>0</td> <td>0%</td> </tr> <tr> <td>Strongly Disagree</td> <td>0</td> <td>0%</td> </tr> </tbody> </table>	Choice	Number	Percentage	Strongly Agree	4	50%	Agree	4	50%	Uncertain	0	0%	Disagree	0	0%	Strongly Disagree	0	0%	 <p>● Stron... ● Agree</p>
Choice	Number	Percentage																			
Strongly Agree	4	50%																			
Agree	4	50%																			
Uncertain	0	0%																			
Disagree	0	0%																			
Strongly Disagree	0	0%																			

15	The syllabus clearly states course objectives requirements, procedures and grading criteria	<table border="1"> <thead> <tr> <th>Choice</th> <th>Number</th> <th>Percentage</th> </tr> </thead> <tbody> <tr> <td>Strongly Agree</td> <td>3</td> <td>37.5%</td> </tr> <tr> <td>Agree</td> <td>5</td> <td>62.5%</td> </tr> <tr> <td>Uncertain</td> <td>0</td> <td>0%</td> </tr> <tr> <td>Disagree</td> <td>0</td> <td>0%</td> </tr> <tr> <td>Strongly Disagree</td> <td>0</td> <td>0%</td> </tr> </tbody> </table>	Choice	Number	Percentage	Strongly Agree	3	37.5%	Agree	5	62.5%	Uncertain	0	0%	Disagree	0	0%	Strongly Disagree	0	0%	 <p>● Stron... ● Agree</p>
Choice	Number	Percentage																			
Strongly Agree	3	37.5%																			
Agree	5	62.5%																			
Uncertain	0	0%																			
Disagree	0	0%																			
Strongly Disagree	0	0%																			
16	The course integrates theoretical course concepts with real-world applications	<table border="1"> <thead> <tr> <th>Choice</th> <th>Number</th> <th>Percentage</th> </tr> </thead> <tbody> <tr> <td>Strongly Agree</td> <td>3</td> <td>37.5%</td> </tr> <tr> <td>Agree</td> <td>5</td> <td>62.5%</td> </tr> <tr> <td>Uncertain</td> <td>0</td> <td>0%</td> </tr> <tr> <td>Disagree</td> <td>0</td> <td>0%</td> </tr> <tr> <td>Strongly Disagree</td> <td>0</td> <td>0%</td> </tr> </tbody> </table>	Choice	Number	Percentage	Strongly Agree	3	37.5%	Agree	5	62.5%	Uncertain	0	0%	Disagree	0	0%	Strongly Disagree	0	0%	 <p>● Stron... ● Agree</p>
Choice	Number	Percentage																			
Strongly Agree	3	37.5%																			
Agree	5	62.5%																			
Uncertain	0	0%																			
Disagree	0	0%																			
Strongly Disagree	0	0%																			
17	The assignments and exams covered the materials presented in the course	<table border="1"> <thead> <tr> <th>Choice</th> <th>Number</th> <th>Percentage</th> </tr> </thead> <tbody> <tr> <td>Strongly Agree</td> <td>4</td> <td>50%</td> </tr> <tr> <td>Agree</td> <td>4</td> <td>50%</td> </tr> <tr> <td>Uncertain</td> <td>0</td> <td>0%</td> </tr> <tr> <td>Disagree</td> <td>0</td> <td>0%</td> </tr> <tr> <td>Strongly Disagree</td> <td>0</td> <td>0%</td> </tr> </tbody> </table>	Choice	Number	Percentage	Strongly Agree	4	50%	Agree	4	50%	Uncertain	0	0%	Disagree	0	0%	Strongly Disagree	0	0%	 <p>● Stron... ● Agree</p>
Choice	Number	Percentage																			
Strongly Agree	4	50%																			
Agree	4	50%																			
Uncertain	0	0%																			
Disagree	0	0%																			
Strongly Disagree	0	0%																			
18	The course material is modern and updated	<table border="1"> <thead> <tr> <th>Choice</th> <th>Number</th> <th>Percentage</th> </tr> </thead> <tbody> <tr> <td>Strongly Agree</td> <td>4</td> <td>50%</td> </tr> <tr> <td>Agree</td> <td>4</td> <td>50%</td> </tr> <tr> <td>Uncertain</td> <td>0</td> <td>0%</td> </tr> <tr> <td>Disagree</td> <td>0</td> <td>0%</td> </tr> <tr> <td>Strongly Disagree</td> <td>0</td> <td>0%</td> </tr> </tbody> </table>	Choice	Number	Percentage	Strongly Agree	4	50%	Agree	4	50%	Uncertain	0	0%	Disagree	0	0%	Strongly Disagree	0	0%	 <p>● Stron... ● Agree</p>
Choice	Number	Percentage																			
Strongly Agree	4	50%																			
Agree	4	50%																			
Uncertain	0	0%																			
Disagree	0	0%																			
Strongly Disagree	0	0%																			
Teachers Comment		Course Comment																			

Teacher Evaluation - Program: 0306

Teacher Name: MUHAMMAD ARIF		Course ID: CSC-613 Course Title: Data Mining		Session: 2017 Fall																			
Shift: Weekend -- Section:		Total Strength: 44		Attempted: 32																			
S.No	Question	Opinions			Chart																		
1	The Instructor is prepared for each class	<table border="1"> <thead> <tr> <th>Choice</th> <th>Number</th> <th>Percentage</th> </tr> </thead> <tbody> <tr> <td>Strongly Agree</td> <td>14</td> <td>43.75%</td> </tr> <tr> <td>Agree</td> <td>11</td> <td>34.38%</td> </tr> <tr> <td>Uncertain</td> <td>5</td> <td>15.63%</td> </tr> <tr> <td>Disagree</td> <td>1</td> <td>3.13%</td> </tr> <tr> <td>Strongly Disagree</td> <td>1</td> <td>3.13%</td> </tr> </tbody> </table>	Choice	Number	Percentage	Strongly Agree	14	43.75%	Agree	11	34.38%	Uncertain	5	15.63%	Disagree	1	3.13%	Strongly Disagree	1	3.13%			
Choice	Number	Percentage																					
Strongly Agree	14	43.75%																					
Agree	11	34.38%																					
Uncertain	5	15.63%																					
Disagree	1	3.13%																					
Strongly Disagree	1	3.13%																					
2	The Instructor demonstrates knowledge of the subject	<table border="1"> <thead> <tr> <th>Choice</th> <th>Number</th> <th>Percentage</th> </tr> </thead> <tbody> <tr> <td>Strongly Agree</td> <td>14</td> <td>43.75%</td> </tr> <tr> <td>Agree</td> <td>15</td> <td>46.88%</td> </tr> <tr> <td>Uncertain</td> <td>1</td> <td>3.13%</td> </tr> <tr> <td>Disagree</td> <td>1</td> <td>3.13%</td> </tr> <tr> <td>Strongly Disagree</td> <td>1</td> <td>3.13%</td> </tr> </tbody> </table>	Choice	Number	Percentage	Strongly Agree	14	43.75%	Agree	15	46.88%	Uncertain	1	3.13%	Disagree	1	3.13%	Strongly Disagree	1	3.13%			
Choice	Number	Percentage																					
Strongly Agree	14	43.75%																					
Agree	15	46.88%																					
Uncertain	1	3.13%																					
Disagree	1	3.13%																					
Strongly Disagree	1	3.13%																					
3	The Instructor has completed the whole course	<table border="1"> <thead> <tr> <th>Choice</th> <th>Number</th> <th>Percentage</th> </tr> </thead> <tbody> <tr> <td>Strongly Agree</td> <td>12</td> <td>37.5%</td> </tr> <tr> <td>Agree</td> <td>16</td> <td>50%</td> </tr> <tr> <td>Uncertain</td> <td>2</td> <td>6.25%</td> </tr> <tr> <td>Disagree</td> <td>1</td> <td>3.13%</td> </tr> <tr> <td>Strongly Disagree</td> <td>1</td> <td>3.13%</td> </tr> </tbody> </table>	Choice	Number	Percentage	Strongly Agree	12	37.5%	Agree	16	50%	Uncertain	2	6.25%	Disagree	1	3.13%	Strongly Disagree	1	3.13%			
Choice	Number	Percentage																					
Strongly Agree	12	37.5%																					
Agree	16	50%																					
Uncertain	2	6.25%																					
Disagree	1	3.13%																					
Strongly Disagree	1	3.13%																					
4	The Instructor provides additional material apart from the textbook	<table border="1"> <thead> <tr> <th>Choice</th> <th>Number</th> <th>Percentage</th> </tr> </thead> <tbody> <tr> <td>Strongly Agree</td> <td>12</td> <td>37.5%</td> </tr> <tr> <td>Agree</td> <td>11</td> <td>34.38%</td> </tr> <tr> <td>Uncertain</td> <td>6</td> <td>18.75%</td> </tr> <tr> <td>Disagree</td> <td>1</td> <td>3.13%</td> </tr> <tr> <td>Strongly Disagree</td> <td>2</td> <td>6.25%</td> </tr> </tbody> </table>	Choice	Number	Percentage	Strongly Agree	12	37.5%	Agree	11	34.38%	Uncertain	6	18.75%	Disagree	1	3.13%	Strongly Disagree	2	6.25%			
Choice	Number	Percentage																					
Strongly Agree	12	37.5%																					
Agree	11	34.38%																					
Uncertain	6	18.75%																					
Disagree	1	3.13%																					
Strongly Disagree	2	6.25%																					

5	The Instructor gives citations regarding current situations with reference to Pakistani context	<table border="1"> <thead> <tr> <th>Choice</th> <th>Number</th> <th>Percentage</th> </tr> </thead> <tbody> <tr> <td>Strongly Agree</td> <td>12</td> <td>37.5%</td> </tr> <tr> <td>Agree</td> <td>12</td> <td>37.5%</td> </tr> <tr> <td>Uncertain</td> <td>5</td> <td>15.63%</td> </tr> <tr> <td>Disagree</td> <td>1</td> <td>3.13%</td> </tr> <tr> <td>Strongly Disagree</td> <td>2</td> <td>6.25%</td> </tr> </tbody> </table>	Choice	Number	Percentage	Strongly Agree	12	37.5%	Agree	12	37.5%	Uncertain	5	15.63%	Disagree	1	3.13%	Strongly Disagree	2	6.25%	
Choice	Number	Percentage																			
Strongly Agree	12	37.5%																			
Agree	12	37.5%																			
Uncertain	5	15.63%																			
Disagree	1	3.13%																			
Strongly Disagree	2	6.25%																			
6	The Instructor communicates the subject matter effectively	<table border="1"> <thead> <tr> <th>Choice</th> <th>Number</th> <th>Percentage</th> </tr> </thead> <tbody> <tr> <td>Strongly Agree</td> <td>14</td> <td>43.75%</td> </tr> <tr> <td>Agree</td> <td>12</td> <td>37.5%</td> </tr> <tr> <td>Uncertain</td> <td>4</td> <td>12.5%</td> </tr> <tr> <td>Disagree</td> <td>1</td> <td>3.13%</td> </tr> <tr> <td>Strongly Disagree</td> <td>1</td> <td>3.13%</td> </tr> </tbody> </table>	Choice	Number	Percentage	Strongly Agree	14	43.75%	Agree	12	37.5%	Uncertain	4	12.5%	Disagree	1	3.13%	Strongly Disagree	1	3.13%	
Choice	Number	Percentage																			
Strongly Agree	14	43.75%																			
Agree	12	37.5%																			
Uncertain	4	12.5%																			
Disagree	1	3.13%																			
Strongly Disagree	1	3.13%																			
7	The Instructor shows respect towards students and encourages class participation	<table border="1"> <thead> <tr> <th>Choice</th> <th>Number</th> <th>Percentage</th> </tr> </thead> <tbody> <tr> <td>Strongly Agree</td> <td>11</td> <td>34.38%</td> </tr> <tr> <td>Agree</td> <td>16</td> <td>50%</td> </tr> <tr> <td>Uncertain</td> <td>1</td> <td>3.13%</td> </tr> <tr> <td>Disagree</td> <td>2</td> <td>6.25%</td> </tr> <tr> <td>Strongly Disagree</td> <td>2</td> <td>6.25%</td> </tr> </tbody> </table>	Choice	Number	Percentage	Strongly Agree	11	34.38%	Agree	16	50%	Uncertain	1	3.13%	Disagree	2	6.25%	Strongly Disagree	2	6.25%	
Choice	Number	Percentage																			
Strongly Agree	11	34.38%																			
Agree	16	50%																			
Uncertain	1	3.13%																			
Disagree	2	6.25%																			
Strongly Disagree	2	6.25%																			
8	The Instructor maintains an environment that is conducive to learning	<table border="1"> <thead> <tr> <th>Choice</th> <th>Number</th> <th>Percentage</th> </tr> </thead> <tbody> <tr> <td>Strongly Agree</td> <td>11</td> <td>34.38%</td> </tr> <tr> <td>Agree</td> <td>17</td> <td>53.13%</td> </tr> <tr> <td>Uncertain</td> <td>1</td> <td>3.13%</td> </tr> <tr> <td>Disagree</td> <td>1</td> <td>3.13%</td> </tr> <tr> <td>Strongly Disagree</td> <td>2</td> <td>6.25%</td> </tr> </tbody> </table>	Choice	Number	Percentage	Strongly Agree	11	34.38%	Agree	17	53.13%	Uncertain	1	3.13%	Disagree	1	3.13%	Strongly Disagree	2	6.25%	
Choice	Number	Percentage																			
Strongly Agree	11	34.38%																			
Agree	17	53.13%																			
Uncertain	1	3.13%																			
Disagree	1	3.13%																			
Strongly Disagree	2	6.25%																			
9	The Instructor arrives on time	<table border="1"> <thead> <tr> <th>Choice</th> <th>Number</th> <th>Percentage</th> </tr> </thead> <tbody> <tr> <td>Strongly Agree</td> <td>14</td> <td>43.75%</td> </tr> <tr> <td>Agree</td> <td>16</td> <td>50%</td> </tr> <tr> <td>Uncertain</td> <td>0</td> <td>0%</td> </tr> <tr> <td>Disagree</td> <td>1</td> <td>3.13%</td> </tr> <tr> <td>Strongly Disagree</td> <td>1</td> <td>3.13%</td> </tr> </tbody> </table>	Choice	Number	Percentage	Strongly Agree	14	43.75%	Agree	16	50%	Uncertain	0	0%	Disagree	1	3.13%	Strongly Disagree	1	3.13%	
Choice	Number	Percentage																			
Strongly Agree	14	43.75%																			
Agree	16	50%																			
Uncertain	0	0%																			
Disagree	1	3.13%																			
Strongly Disagree	1	3.13%																			

10	The Instructor leaves on time	<table border="1"> <thead> <tr> <th>Choice</th> <th>Number</th> <th>Percentage</th> </tr> </thead> <tbody> <tr> <td>Strongly Agree</td> <td>12</td> <td>37.5%</td> </tr> <tr> <td>Agree</td> <td>17</td> <td>53.13%</td> </tr> <tr> <td>Uncertain</td> <td>0</td> <td>0%</td> </tr> <tr> <td>Disagree</td> <td>2</td> <td>6.25%</td> </tr> <tr> <td>Strongly Disagree</td> <td>1</td> <td>3.13%</td> </tr> </tbody> </table>	Choice	Number	Percentage	Strongly Agree	12	37.5%	Agree	17	53.13%	Uncertain	0	0%	Disagree	2	6.25%	Strongly Disagree	1	3.13%	<p>Legend: Strongly Agree (blue), Agree (red), Disagree (green), Strongly Disagree (purple)</p>
Choice	Number	Percentage																			
Strongly Agree	12	37.5%																			
Agree	17	53.13%																			
Uncertain	0	0%																			
Disagree	2	6.25%																			
Strongly Disagree	1	3.13%																			
11	The Instructor is fair in examination	<table border="1"> <thead> <tr> <th>Choice</th> <th>Number</th> <th>Percentage</th> </tr> </thead> <tbody> <tr> <td>Strongly Agree</td> <td>11</td> <td>34.38%</td> </tr> <tr> <td>Agree</td> <td>14</td> <td>43.75%</td> </tr> <tr> <td>Uncertain</td> <td>4</td> <td>12.5%</td> </tr> <tr> <td>Disagree</td> <td>2</td> <td>6.25%</td> </tr> <tr> <td>Strongly Disagree</td> <td>1</td> <td>3.13%</td> </tr> </tbody> </table>	Choice	Number	Percentage	Strongly Agree	11	34.38%	Agree	14	43.75%	Uncertain	4	12.5%	Disagree	2	6.25%	Strongly Disagree	1	3.13%	<p>Legend: Strongly Agree (blue), Agree (red), Uncertain (orange), Disagree (green), Strongly Disagree (purple)</p>
Choice	Number	Percentage																			
Strongly Agree	11	34.38%																			
Agree	14	43.75%																			
Uncertain	4	12.5%																			
Disagree	2	6.25%																			
Strongly Disagree	1	3.13%																			
12	The Instructor returns the graded scripts etc. in a reasonable amount of time	<table border="1"> <thead> <tr> <th>Choice</th> <th>Number</th> <th>Percentage</th> </tr> </thead> <tbody> <tr> <td>Strongly Agree</td> <td>8</td> <td>25%</td> </tr> <tr> <td>Agree</td> <td>15</td> <td>46.88%</td> </tr> <tr> <td>Uncertain</td> <td>7</td> <td>21.88%</td> </tr> <tr> <td>Disagree</td> <td>1</td> <td>3.13%</td> </tr> <tr> <td>Strongly Disagree</td> <td>1</td> <td>3.13%</td> </tr> </tbody> </table>	Choice	Number	Percentage	Strongly Agree	8	25%	Agree	15	46.88%	Uncertain	7	21.88%	Disagree	1	3.13%	Strongly Disagree	1	3.13%	<p>Legend: Strongly Agree (blue), Agree (red), Uncertain (orange), Disagree (green), Strongly Disagree (purple)</p>
Choice	Number	Percentage																			
Strongly Agree	8	25%																			
Agree	15	46.88%																			
Uncertain	7	21.88%																			
Disagree	1	3.13%																			
Strongly Disagree	1	3.13%																			
13	The Instructor was available during the specified office hours and for after class consultations	<table border="1"> <thead> <tr> <th>Choice</th> <th>Number</th> <th>Percentage</th> </tr> </thead> <tbody> <tr> <td>Strongly Agree</td> <td>11</td> <td>34.38%</td> </tr> <tr> <td>Agree</td> <td>13</td> <td>40.63%</td> </tr> <tr> <td>Uncertain</td> <td>5</td> <td>15.63%</td> </tr> <tr> <td>Disagree</td> <td>2</td> <td>6.25%</td> </tr> <tr> <td>Strongly Disagree</td> <td>1</td> <td>3.13%</td> </tr> </tbody> </table>	Choice	Number	Percentage	Strongly Agree	11	34.38%	Agree	13	40.63%	Uncertain	5	15.63%	Disagree	2	6.25%	Strongly Disagree	1	3.13%	<p>Legend: Strongly Agree (blue), Agree (red), Uncertain (orange), Disagree (green), Strongly Disagree (purple)</p>
Choice	Number	Percentage																			
Strongly Agree	11	34.38%																			
Agree	13	40.63%																			
Uncertain	5	15.63%																			
Disagree	2	6.25%																			
Strongly Disagree	1	3.13%																			
14	The Subject matter presented in the course has increased your knowledge of the subject	<table border="1"> <thead> <tr> <th>Choice</th> <th>Number</th> <th>Percentage</th> </tr> </thead> <tbody> <tr> <td>Strongly Agree</td> <td>11</td> <td>34.38%</td> </tr> <tr> <td>Agree</td> <td>15</td> <td>46.88%</td> </tr> <tr> <td>Uncertain</td> <td>3</td> <td>9.38%</td> </tr> <tr> <td>Disagree</td> <td>2</td> <td>6.25%</td> </tr> <tr> <td>Strongly Disagree</td> <td>1</td> <td>3.13%</td> </tr> </tbody> </table>	Choice	Number	Percentage	Strongly Agree	11	34.38%	Agree	15	46.88%	Uncertain	3	9.38%	Disagree	2	6.25%	Strongly Disagree	1	3.13%	<p>Legend: Strongly Agree (blue), Agree (red), Uncertain (orange), Disagree (green), Strongly Disagree (purple)</p>
Choice	Number	Percentage																			
Strongly Agree	11	34.38%																			
Agree	15	46.88%																			
Uncertain	3	9.38%																			
Disagree	2	6.25%																			
Strongly Disagree	1	3.13%																			

15	The syllabus clearly states course objectives requirements, procedures and grading criteria	<table border="1"> <thead> <tr> <th>Choice</th> <th>Number</th> <th>Percentage</th> </tr> </thead> <tbody> <tr> <td>Strongly Agree</td> <td>11</td> <td>34.38%</td> </tr> <tr> <td>Agree</td> <td>16</td> <td>50%</td> </tr> <tr> <td>Uncertain</td> <td>3</td> <td>9.38%</td> </tr> <tr> <td>Disagree</td> <td>1</td> <td>3.13%</td> </tr> <tr> <td>Strongly Disagree</td> <td>1</td> <td>3.13%</td> </tr> </tbody> </table>	Choice	Number	Percentage	Strongly Agree	11	34.38%	Agree	16	50%	Uncertain	3	9.38%	Disagree	1	3.13%	Strongly Disagree	1	3.13%	<p>50%</p> <p>34.4%</p> <ul style="list-style-type: none"> ● Stron... ● Agree ● Unce... ● Disa... ● Stron...
Choice	Number	Percentage																			
Strongly Agree	11	34.38%																			
Agree	16	50%																			
Uncertain	3	9.38%																			
Disagree	1	3.13%																			
Strongly Disagree	1	3.13%																			
16	The course integrates theoretical course concepts with real-world applications	<table border="1"> <thead> <tr> <th>Choice</th> <th>Number</th> <th>Percentage</th> </tr> </thead> <tbody> <tr> <td>Strongly Agree</td> <td>11</td> <td>34.38%</td> </tr> <tr> <td>Agree</td> <td>14</td> <td>43.75%</td> </tr> <tr> <td>Uncertain</td> <td>5</td> <td>15.63%</td> </tr> <tr> <td>Disagree</td> <td>1</td> <td>3.13%</td> </tr> <tr> <td>Strongly Disagree</td> <td>1</td> <td>3.13%</td> </tr> </tbody> </table>	Choice	Number	Percentage	Strongly Agree	11	34.38%	Agree	14	43.75%	Uncertain	5	15.63%	Disagree	1	3.13%	Strongly Disagree	1	3.13%	<p>43.7%</p> <p>34.4%</p> <ul style="list-style-type: none"> ● Stron... ● Agree ● Unce... ● Disa... ● Stron...
Choice	Number	Percentage																			
Strongly Agree	11	34.38%																			
Agree	14	43.75%																			
Uncertain	5	15.63%																			
Disagree	1	3.13%																			
Strongly Disagree	1	3.13%																			
17	The assignments and exams covered the materials presented in the course	<table border="1"> <thead> <tr> <th>Choice</th> <th>Number</th> <th>Percentage</th> </tr> </thead> <tbody> <tr> <td>Strongly Agree</td> <td>11</td> <td>34.38%</td> </tr> <tr> <td>Agree</td> <td>15</td> <td>46.88%</td> </tr> <tr> <td>Uncertain</td> <td>3</td> <td>9.38%</td> </tr> <tr> <td>Disagree</td> <td>1</td> <td>3.13%</td> </tr> <tr> <td>Strongly Disagree</td> <td>2</td> <td>6.25%</td> </tr> </tbody> </table>	Choice	Number	Percentage	Strongly Agree	11	34.38%	Agree	15	46.88%	Uncertain	3	9.38%	Disagree	1	3.13%	Strongly Disagree	2	6.25%	<p>46.9%</p> <p>34.4%</p> <ul style="list-style-type: none"> ● Stron... ● Agree ● Unce... ● Disa... ● Stron...
Choice	Number	Percentage																			
Strongly Agree	11	34.38%																			
Agree	15	46.88%																			
Uncertain	3	9.38%																			
Disagree	1	3.13%																			
Strongly Disagree	2	6.25%																			
18	The course material is modern and updated	<table border="1"> <thead> <tr> <th>Choice</th> <th>Number</th> <th>Percentage</th> </tr> </thead> <tbody> <tr> <td>Strongly Agree</td> <td>12</td> <td>37.5%</td> </tr> <tr> <td>Agree</td> <td>13</td> <td>40.63%</td> </tr> <tr> <td>Uncertain</td> <td>4</td> <td>12.5%</td> </tr> <tr> <td>Disagree</td> <td>1</td> <td>3.13%</td> </tr> <tr> <td>Strongly Disagree</td> <td>2</td> <td>6.25%</td> </tr> </tbody> </table>	Choice	Number	Percentage	Strongly Agree	12	37.5%	Agree	13	40.63%	Uncertain	4	12.5%	Disagree	1	3.13%	Strongly Disagree	2	6.25%	<p>40.6%</p> <p>37.5%</p> <ul style="list-style-type: none"> ● Stron... ● Agree ● Unce... ● Disa... ● Stron...
Choice	Number	Percentage																			
Strongly Agree	12	37.5%																			
Agree	13	40.63%																			
Uncertain	4	12.5%																			
Disagree	1	3.13%																			
Strongly Disagree	2	6.25%																			
Teachers Comment		Course Comment																			