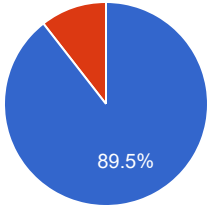
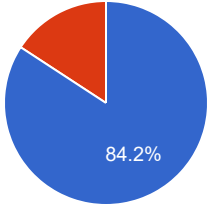
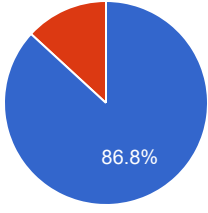
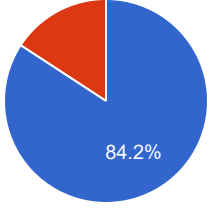
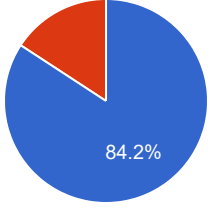
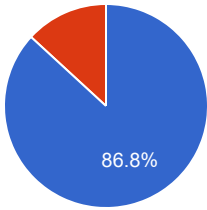
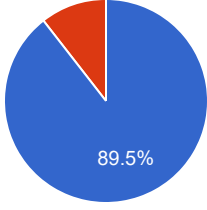
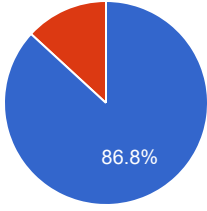
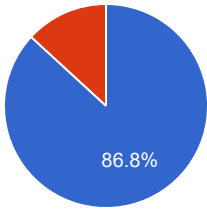
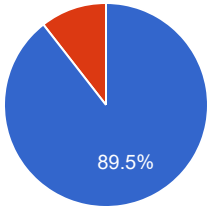
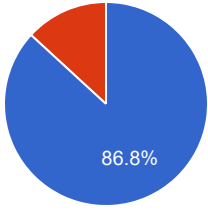
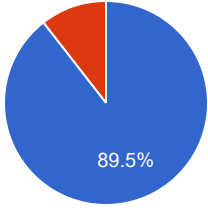
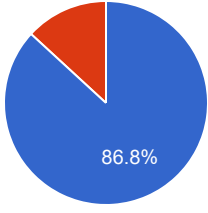
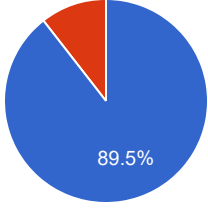


Teacher Evaluation - Program: 0258

Teacher Name: AZIM ULLAH		Course ID: ENG-116 Course Title: Functional English		Session: 2017 Fall																			
Shift: Morning -- Section: D		Total Strength: 42		Attempted: 38																			
S.No	Question	Opinions			Chart																		
1	The Instructor is prepared for each class	<table border="1"> <thead> <tr> <th>Choice</th> <th>Number</th> <th>Percentage</th> </tr> </thead> <tbody> <tr> <td>Strongly Agree</td> <td>34</td> <td>89.47%</td> </tr> <tr> <td>Agree</td> <td>4</td> <td>10.53%</td> </tr> <tr> <td>Uncertain</td> <td>0</td> <td>0%</td> </tr> <tr> <td>Disagree</td> <td>0</td> <td>0%</td> </tr> <tr> <td>Strongly Disagree</td> <td>0</td> <td>0%</td> </tr> </tbody> </table>	Choice	Number	Percentage	Strongly Agree	34	89.47%	Agree	4	10.53%	Uncertain	0	0%	Disagree	0	0%	Strongly Disagree	0	0%	<p>89.5%</p>		
Choice	Number	Percentage																					
Strongly Agree	34	89.47%																					
Agree	4	10.53%																					
Uncertain	0	0%																					
Disagree	0	0%																					
Strongly Disagree	0	0%																					
2	The Instructor demonstrates knowledge of the subject	<table border="1"> <thead> <tr> <th>Choice</th> <th>Number</th> <th>Percentage</th> </tr> </thead> <tbody> <tr> <td>Strongly Agree</td> <td>33</td> <td>86.84%</td> </tr> <tr> <td>Agree</td> <td>5</td> <td>13.16%</td> </tr> <tr> <td>Uncertain</td> <td>0</td> <td>0%</td> </tr> <tr> <td>Disagree</td> <td>0</td> <td>0%</td> </tr> <tr> <td>Strongly Disagree</td> <td>0</td> <td>0%</td> </tr> </tbody> </table>	Choice	Number	Percentage	Strongly Agree	33	86.84%	Agree	5	13.16%	Uncertain	0	0%	Disagree	0	0%	Strongly Disagree	0	0%	<p>86.8%</p>		
Choice	Number	Percentage																					
Strongly Agree	33	86.84%																					
Agree	5	13.16%																					
Uncertain	0	0%																					
Disagree	0	0%																					
Strongly Disagree	0	0%																					
3	The Instructor has completed the whole course	<table border="1"> <thead> <tr> <th>Choice</th> <th>Number</th> <th>Percentage</th> </tr> </thead> <tbody> <tr> <td>Strongly Agree</td> <td>34</td> <td>89.47%</td> </tr> <tr> <td>Agree</td> <td>4</td> <td>10.53%</td> </tr> <tr> <td>Uncertain</td> <td>0</td> <td>0%</td> </tr> <tr> <td>Disagree</td> <td>0</td> <td>0%</td> </tr> <tr> <td>Strongly Disagree</td> <td>0</td> <td>0%</td> </tr> </tbody> </table>	Choice	Number	Percentage	Strongly Agree	34	89.47%	Agree	4	10.53%	Uncertain	0	0%	Disagree	0	0%	Strongly Disagree	0	0%	<p>89.5%</p>		
Choice	Number	Percentage																					
Strongly Agree	34	89.47%																					
Agree	4	10.53%																					
Uncertain	0	0%																					
Disagree	0	0%																					
Strongly Disagree	0	0%																					
4	The Instructor provides additional material apart from the textbook	<table border="1"> <thead> <tr> <th>Choice</th> <th>Number</th> <th>Percentage</th> </tr> </thead> <tbody> <tr> <td>Strongly Agree</td> <td>33</td> <td>86.84%</td> </tr> <tr> <td>Agree</td> <td>5</td> <td>13.16%</td> </tr> <tr> <td>Uncertain</td> <td>0</td> <td>0%</td> </tr> <tr> <td>Disagree</td> <td>0</td> <td>0%</td> </tr> <tr> <td>Strongly Disagree</td> <td>0</td> <td>0%</td> </tr> </tbody> </table>	Choice	Number	Percentage	Strongly Agree	33	86.84%	Agree	5	13.16%	Uncertain	0	0%	Disagree	0	0%	Strongly Disagree	0	0%	<p>86.8%</p>		
Choice	Number	Percentage																					
Strongly Agree	33	86.84%																					
Agree	5	13.16%																					
Uncertain	0	0%																					
Disagree	0	0%																					
Strongly Disagree	0	0%																					

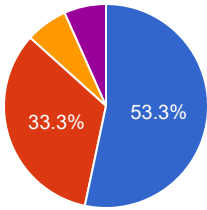
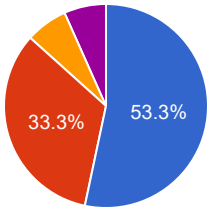
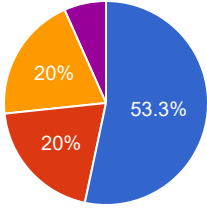
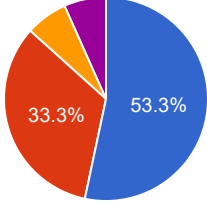
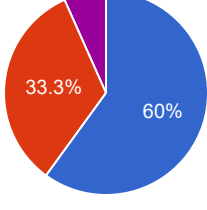
5	The Instructor gives citations regarding current situations with reference to Pakistani context	<table border="1"> <thead> <tr> <th>Choice</th> <th>Number</th> <th>Percentage</th> </tr> </thead> <tbody> <tr> <td>Strongly Agree</td> <td>34</td> <td>89.47%</td> </tr> <tr> <td>Agree</td> <td>4</td> <td>10.53%</td> </tr> <tr> <td>Uncertain</td> <td>0</td> <td>0%</td> </tr> <tr> <td>Disagree</td> <td>0</td> <td>0%</td> </tr> <tr> <td>Strongly Disagree</td> <td>0</td> <td>0%</td> </tr> </tbody> </table>	Choice	Number	Percentage	Strongly Agree	34	89.47%	Agree	4	10.53%	Uncertain	0	0%	Disagree	0	0%	Strongly Disagree	0	0%	 <p>89.5%</p> <ul style="list-style-type: none"> ● Stron... ● Agree
Choice	Number	Percentage																			
Strongly Agree	34	89.47%																			
Agree	4	10.53%																			
Uncertain	0	0%																			
Disagree	0	0%																			
Strongly Disagree	0	0%																			
6	The Instructor communicates the subject matter effectively	<table border="1"> <thead> <tr> <th>Choice</th> <th>Number</th> <th>Percentage</th> </tr> </thead> <tbody> <tr> <td>Strongly Agree</td> <td>32</td> <td>84.21%</td> </tr> <tr> <td>Agree</td> <td>6</td> <td>15.79%</td> </tr> <tr> <td>Uncertain</td> <td>0</td> <td>0%</td> </tr> <tr> <td>Disagree</td> <td>0</td> <td>0%</td> </tr> <tr> <td>Strongly Disagree</td> <td>0</td> <td>0%</td> </tr> </tbody> </table>	Choice	Number	Percentage	Strongly Agree	32	84.21%	Agree	6	15.79%	Uncertain	0	0%	Disagree	0	0%	Strongly Disagree	0	0%	 <p>84.2%</p> <ul style="list-style-type: none"> ● Stron... ● Agree
Choice	Number	Percentage																			
Strongly Agree	32	84.21%																			
Agree	6	15.79%																			
Uncertain	0	0%																			
Disagree	0	0%																			
Strongly Disagree	0	0%																			
7	The Instructor shows respect towards students and encourages class participation	<table border="1"> <thead> <tr> <th>Choice</th> <th>Number</th> <th>Percentage</th> </tr> </thead> <tbody> <tr> <td>Strongly Agree</td> <td>33</td> <td>86.84%</td> </tr> <tr> <td>Agree</td> <td>5</td> <td>13.16%</td> </tr> <tr> <td>Uncertain</td> <td>0</td> <td>0%</td> </tr> <tr> <td>Disagree</td> <td>0</td> <td>0%</td> </tr> <tr> <td>Strongly Disagree</td> <td>0</td> <td>0%</td> </tr> </tbody> </table>	Choice	Number	Percentage	Strongly Agree	33	86.84%	Agree	5	13.16%	Uncertain	0	0%	Disagree	0	0%	Strongly Disagree	0	0%	 <p>86.8%</p> <ul style="list-style-type: none"> ● Stron... ● Agree
Choice	Number	Percentage																			
Strongly Agree	33	86.84%																			
Agree	5	13.16%																			
Uncertain	0	0%																			
Disagree	0	0%																			
Strongly Disagree	0	0%																			
8	The Instructor maintains an environment that is conducive to learning	<table border="1"> <thead> <tr> <th>Choice</th> <th>Number</th> <th>Percentage</th> </tr> </thead> <tbody> <tr> <td>Strongly Agree</td> <td>32</td> <td>84.21%</td> </tr> <tr> <td>Agree</td> <td>6</td> <td>15.79%</td> </tr> <tr> <td>Uncertain</td> <td>0</td> <td>0%</td> </tr> <tr> <td>Disagree</td> <td>0</td> <td>0%</td> </tr> <tr> <td>Strongly Disagree</td> <td>0</td> <td>0%</td> </tr> </tbody> </table>	Choice	Number	Percentage	Strongly Agree	32	84.21%	Agree	6	15.79%	Uncertain	0	0%	Disagree	0	0%	Strongly Disagree	0	0%	 <p>84.2%</p> <ul style="list-style-type: none"> ● Stron... ● Agree
Choice	Number	Percentage																			
Strongly Agree	32	84.21%																			
Agree	6	15.79%																			
Uncertain	0	0%																			
Disagree	0	0%																			
Strongly Disagree	0	0%																			
9	The Instructor arrives on time	<table border="1"> <thead> <tr> <th>Choice</th> <th>Number</th> <th>Percentage</th> </tr> </thead> <tbody> <tr> <td>Strongly Agree</td> <td>32</td> <td>84.21%</td> </tr> <tr> <td>Agree</td> <td>6</td> <td>15.79%</td> </tr> <tr> <td>Uncertain</td> <td>0</td> <td>0%</td> </tr> <tr> <td>Disagree</td> <td>0</td> <td>0%</td> </tr> <tr> <td>Strongly Disagree</td> <td>0</td> <td>0%</td> </tr> </tbody> </table>	Choice	Number	Percentage	Strongly Agree	32	84.21%	Agree	6	15.79%	Uncertain	0	0%	Disagree	0	0%	Strongly Disagree	0	0%	 <p>84.2%</p> <ul style="list-style-type: none"> ● Stron... ● Agree
Choice	Number	Percentage																			
Strongly Agree	32	84.21%																			
Agree	6	15.79%																			
Uncertain	0	0%																			
Disagree	0	0%																			
Strongly Disagree	0	0%																			

10	The Instructor leaves on time	<table border="1"> <thead> <tr> <th>Choice</th> <th>Number</th> <th>Percentage</th> </tr> </thead> <tbody> <tr> <td>Strongly Agree</td> <td>33</td> <td>86.84%</td> </tr> <tr> <td>Agree</td> <td>5</td> <td>13.16%</td> </tr> <tr> <td>Uncertain</td> <td>0</td> <td>0%</td> </tr> <tr> <td>Disagree</td> <td>0</td> <td>0%</td> </tr> <tr> <td>Strongly Disagree</td> <td>0</td> <td>0%</td> </tr> </tbody> </table>	Choice	Number	Percentage	Strongly Agree	33	86.84%	Agree	5	13.16%	Uncertain	0	0%	Disagree	0	0%	Strongly Disagree	0	0%	 <p>86.8%</p> <ul style="list-style-type: none"> ● Stron... ● Agree
Choice	Number	Percentage																			
Strongly Agree	33	86.84%																			
Agree	5	13.16%																			
Uncertain	0	0%																			
Disagree	0	0%																			
Strongly Disagree	0	0%																			
11	The Instructor is fair in examination	<table border="1"> <thead> <tr> <th>Choice</th> <th>Number</th> <th>Percentage</th> </tr> </thead> <tbody> <tr> <td>Strongly Agree</td> <td>34</td> <td>89.47%</td> </tr> <tr> <td>Agree</td> <td>4</td> <td>10.53%</td> </tr> <tr> <td>Uncertain</td> <td>0</td> <td>0%</td> </tr> <tr> <td>Disagree</td> <td>0</td> <td>0%</td> </tr> <tr> <td>Strongly Disagree</td> <td>0</td> <td>0%</td> </tr> </tbody> </table>	Choice	Number	Percentage	Strongly Agree	34	89.47%	Agree	4	10.53%	Uncertain	0	0%	Disagree	0	0%	Strongly Disagree	0	0%	 <p>89.5%</p> <ul style="list-style-type: none"> ● Stron... ● Agree
Choice	Number	Percentage																			
Strongly Agree	34	89.47%																			
Agree	4	10.53%																			
Uncertain	0	0%																			
Disagree	0	0%																			
Strongly Disagree	0	0%																			
12	The Instructor returns the graded scripts etc. in a reasonable amount of time	<table border="1"> <thead> <tr> <th>Choice</th> <th>Number</th> <th>Percentage</th> </tr> </thead> <tbody> <tr> <td>Strongly Agree</td> <td>33</td> <td>86.84%</td> </tr> <tr> <td>Agree</td> <td>5</td> <td>13.16%</td> </tr> <tr> <td>Uncertain</td> <td>0</td> <td>0%</td> </tr> <tr> <td>Disagree</td> <td>0</td> <td>0%</td> </tr> <tr> <td>Strongly Disagree</td> <td>0</td> <td>0%</td> </tr> </tbody> </table>	Choice	Number	Percentage	Strongly Agree	33	86.84%	Agree	5	13.16%	Uncertain	0	0%	Disagree	0	0%	Strongly Disagree	0	0%	 <p>86.8%</p> <ul style="list-style-type: none"> ● Stron... ● Agree
Choice	Number	Percentage																			
Strongly Agree	33	86.84%																			
Agree	5	13.16%																			
Uncertain	0	0%																			
Disagree	0	0%																			
Strongly Disagree	0	0%																			
13	The Instructor was available during the specified office hours and for after class consultations	<table border="1"> <thead> <tr> <th>Choice</th> <th>Number</th> <th>Percentage</th> </tr> </thead> <tbody> <tr> <td>Strongly Agree</td> <td>33</td> <td>86.84%</td> </tr> <tr> <td>Agree</td> <td>5</td> <td>13.16%</td> </tr> <tr> <td>Uncertain</td> <td>0</td> <td>0%</td> </tr> <tr> <td>Disagree</td> <td>0</td> <td>0%</td> </tr> <tr> <td>Strongly Disagree</td> <td>0</td> <td>0%</td> </tr> </tbody> </table>	Choice	Number	Percentage	Strongly Agree	33	86.84%	Agree	5	13.16%	Uncertain	0	0%	Disagree	0	0%	Strongly Disagree	0	0%	 <p>86.8%</p> <ul style="list-style-type: none"> ● Stron... ● Agree
Choice	Number	Percentage																			
Strongly Agree	33	86.84%																			
Agree	5	13.16%																			
Uncertain	0	0%																			
Disagree	0	0%																			
Strongly Disagree	0	0%																			
14	The Subject matter presented in the course has increased your knowledge of the subject	<table border="1"> <thead> <tr> <th>Choice</th> <th>Number</th> <th>Percentage</th> </tr> </thead> <tbody> <tr> <td>Strongly Agree</td> <td>34</td> <td>89.47%</td> </tr> <tr> <td>Agree</td> <td>4</td> <td>10.53%</td> </tr> <tr> <td>Uncertain</td> <td>0</td> <td>0%</td> </tr> <tr> <td>Disagree</td> <td>0</td> <td>0%</td> </tr> <tr> <td>Strongly Disagree</td> <td>0</td> <td>0%</td> </tr> </tbody> </table>	Choice	Number	Percentage	Strongly Agree	34	89.47%	Agree	4	10.53%	Uncertain	0	0%	Disagree	0	0%	Strongly Disagree	0	0%	 <p>89.5%</p> <ul style="list-style-type: none"> ● Stron... ● Agree
Choice	Number	Percentage																			
Strongly Agree	34	89.47%																			
Agree	4	10.53%																			
Uncertain	0	0%																			
Disagree	0	0%																			
Strongly Disagree	0	0%																			

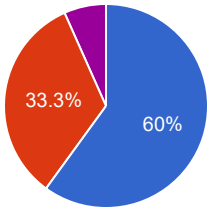
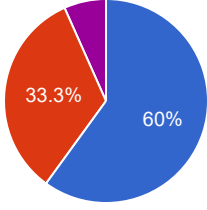
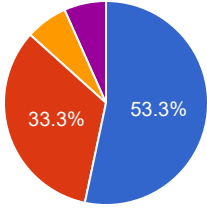
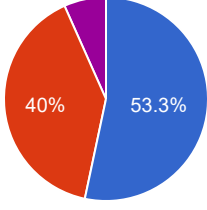
15	The syllabus clearly states course objectives requirements, procedures and grading criteria	<table border="1"> <thead> <tr> <th>Choice</th> <th>Number</th> <th>Percentage</th> </tr> </thead> <tbody> <tr> <td>Strongly Agree</td> <td>33</td> <td>86.84%</td> </tr> <tr> <td>Agree</td> <td>5</td> <td>13.16%</td> </tr> <tr> <td>Uncertain</td> <td>0</td> <td>0%</td> </tr> <tr> <td>Disagree</td> <td>0</td> <td>0%</td> </tr> <tr> <td>Strongly Disagree</td> <td>0</td> <td>0%</td> </tr> </tbody> </table>	Choice	Number	Percentage	Strongly Agree	33	86.84%	Agree	5	13.16%	Uncertain	0	0%	Disagree	0	0%	Strongly Disagree	0	0%	 <p>86.8%</p> <p>● Stron... ● Agree</p>
Choice	Number	Percentage																			
Strongly Agree	33	86.84%																			
Agree	5	13.16%																			
Uncertain	0	0%																			
Disagree	0	0%																			
Strongly Disagree	0	0%																			
16	The course integrates theoretical course concepts with real-world applications	<table border="1"> <thead> <tr> <th>Choice</th> <th>Number</th> <th>Percentage</th> </tr> </thead> <tbody> <tr> <td>Strongly Agree</td> <td>34</td> <td>89.47%</td> </tr> <tr> <td>Agree</td> <td>4</td> <td>10.53%</td> </tr> <tr> <td>Uncertain</td> <td>0</td> <td>0%</td> </tr> <tr> <td>Disagree</td> <td>0</td> <td>0%</td> </tr> <tr> <td>Strongly Disagree</td> <td>0</td> <td>0%</td> </tr> </tbody> </table>	Choice	Number	Percentage	Strongly Agree	34	89.47%	Agree	4	10.53%	Uncertain	0	0%	Disagree	0	0%	Strongly Disagree	0	0%	 <p>89.5%</p> <p>● Stron... ● Agree</p>
Choice	Number	Percentage																			
Strongly Agree	34	89.47%																			
Agree	4	10.53%																			
Uncertain	0	0%																			
Disagree	0	0%																			
Strongly Disagree	0	0%																			
17	The assignments and exams covered the materials presented in the course	<table border="1"> <thead> <tr> <th>Choice</th> <th>Number</th> <th>Percentage</th> </tr> </thead> <tbody> <tr> <td>Strongly Agree</td> <td>33</td> <td>86.84%</td> </tr> <tr> <td>Agree</td> <td>5</td> <td>13.16%</td> </tr> <tr> <td>Uncertain</td> <td>0</td> <td>0%</td> </tr> <tr> <td>Disagree</td> <td>0</td> <td>0%</td> </tr> <tr> <td>Strongly Disagree</td> <td>0</td> <td>0%</td> </tr> </tbody> </table>	Choice	Number	Percentage	Strongly Agree	33	86.84%	Agree	5	13.16%	Uncertain	0	0%	Disagree	0	0%	Strongly Disagree	0	0%	 <p>86.8%</p> <p>● Stron... ● Agree</p>
Choice	Number	Percentage																			
Strongly Agree	33	86.84%																			
Agree	5	13.16%																			
Uncertain	0	0%																			
Disagree	0	0%																			
Strongly Disagree	0	0%																			
18	The course material is modern and updated	<table border="1"> <thead> <tr> <th>Choice</th> <th>Number</th> <th>Percentage</th> </tr> </thead> <tbody> <tr> <td>Strongly Agree</td> <td>34</td> <td>89.47%</td> </tr> <tr> <td>Agree</td> <td>4</td> <td>10.53%</td> </tr> <tr> <td>Uncertain</td> <td>0</td> <td>0%</td> </tr> <tr> <td>Disagree</td> <td>0</td> <td>0%</td> </tr> <tr> <td>Strongly Disagree</td> <td>0</td> <td>0%</td> </tr> </tbody> </table>	Choice	Number	Percentage	Strongly Agree	34	89.47%	Agree	4	10.53%	Uncertain	0	0%	Disagree	0	0%	Strongly Disagree	0	0%	 <p>89.5%</p> <p>● Stron... ● Agree</p>
Choice	Number	Percentage																			
Strongly Agree	34	89.47%																			
Agree	4	10.53%																			
Uncertain	0	0%																			
Disagree	0	0%																			
Strongly Disagree	0	0%																			
Teachers Comment		Course Comment																			

Teacher Evaluation - Program: 0258

Teacher Name: AZIM ULLAH		Course ID: ENG-206 Course Title: Poetry - I		Session: 2017 Fall																			
Shift: Morning -- Section:		Total Strength: 18		Attempted: 15																			
S.No	Question	Opinions			Chart																		
1	The Instructor is prepared for each class	<table border="1"> <thead> <tr> <th>Choice</th> <th>Number</th> <th>Percentage</th> </tr> </thead> <tbody> <tr> <td>Strongly Agree</td> <td>11</td> <td>73.33%</td> </tr> <tr> <td>Agree</td> <td>3</td> <td>20%</td> </tr> <tr> <td>Uncertain</td> <td>0</td> <td>0%</td> </tr> <tr> <td>Disagree</td> <td>0</td> <td>0%</td> </tr> <tr> <td>Strongly Disagree</td> <td>1</td> <td>6.67%</td> </tr> </tbody> </table>	Choice	Number	Percentage	Strongly Agree	11	73.33%	Agree	3	20%	Uncertain	0	0%	Disagree	0	0%	Strongly Disagree	1	6.67%	<p>Legend: Strongly Agree (73.3%), Agree (20%), Strongly Disagree (6.67%)</p>		
Choice	Number	Percentage																					
Strongly Agree	11	73.33%																					
Agree	3	20%																					
Uncertain	0	0%																					
Disagree	0	0%																					
Strongly Disagree	1	6.67%																					
2	The Instructor demonstrates knowledge of the subject	<table border="1"> <thead> <tr> <th>Choice</th> <th>Number</th> <th>Percentage</th> </tr> </thead> <tbody> <tr> <td>Strongly Agree</td> <td>8</td> <td>53.33%</td> </tr> <tr> <td>Agree</td> <td>6</td> <td>40%</td> </tr> <tr> <td>Uncertain</td> <td>0</td> <td>0%</td> </tr> <tr> <td>Disagree</td> <td>0</td> <td>0%</td> </tr> <tr> <td>Strongly Disagree</td> <td>1</td> <td>6.67%</td> </tr> </tbody> </table>	Choice	Number	Percentage	Strongly Agree	8	53.33%	Agree	6	40%	Uncertain	0	0%	Disagree	0	0%	Strongly Disagree	1	6.67%	<p>Legend: Strongly Agree (53.3%), Agree (40%), Strongly Disagree (6.67%)</p>		
Choice	Number	Percentage																					
Strongly Agree	8	53.33%																					
Agree	6	40%																					
Uncertain	0	0%																					
Disagree	0	0%																					
Strongly Disagree	1	6.67%																					
3	The Instructor has completed the whole course	<table border="1"> <thead> <tr> <th>Choice</th> <th>Number</th> <th>Percentage</th> </tr> </thead> <tbody> <tr> <td>Strongly Agree</td> <td>8</td> <td>53.33%</td> </tr> <tr> <td>Agree</td> <td>5</td> <td>33.33%</td> </tr> <tr> <td>Uncertain</td> <td>1</td> <td>6.67%</td> </tr> <tr> <td>Disagree</td> <td>0</td> <td>0%</td> </tr> <tr> <td>Strongly Disagree</td> <td>1</td> <td>6.67%</td> </tr> </tbody> </table>	Choice	Number	Percentage	Strongly Agree	8	53.33%	Agree	5	33.33%	Uncertain	1	6.67%	Disagree	0	0%	Strongly Disagree	1	6.67%	<p>Legend: Strongly Agree (53.3%), Agree (33.3%), Uncertain (6.67%), Strongly Disagree (6.67%)</p>		
Choice	Number	Percentage																					
Strongly Agree	8	53.33%																					
Agree	5	33.33%																					
Uncertain	1	6.67%																					
Disagree	0	0%																					
Strongly Disagree	1	6.67%																					
4	The Instructor provides additional material apart from the textbook	<table border="1"> <thead> <tr> <th>Choice</th> <th>Number</th> <th>Percentage</th> </tr> </thead> <tbody> <tr> <td>Strongly Agree</td> <td>8</td> <td>53.33%</td> </tr> <tr> <td>Agree</td> <td>5</td> <td>33.33%</td> </tr> <tr> <td>Uncertain</td> <td>1</td> <td>6.67%</td> </tr> <tr> <td>Disagree</td> <td>0</td> <td>0%</td> </tr> <tr> <td>Strongly Disagree</td> <td>1</td> <td>6.67%</td> </tr> </tbody> </table>	Choice	Number	Percentage	Strongly Agree	8	53.33%	Agree	5	33.33%	Uncertain	1	6.67%	Disagree	0	0%	Strongly Disagree	1	6.67%	<p>Legend: Strongly Agree (53.3%), Agree (33.3%), Uncertain (6.67%), Strongly Disagree (6.67%)</p>		
Choice	Number	Percentage																					
Strongly Agree	8	53.33%																					
Agree	5	33.33%																					
Uncertain	1	6.67%																					
Disagree	0	0%																					
Strongly Disagree	1	6.67%																					

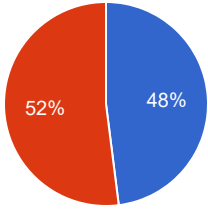
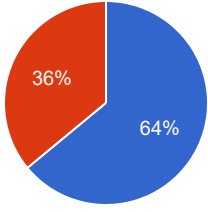
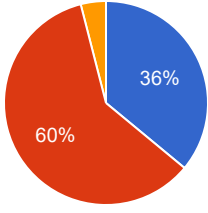
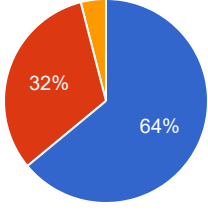
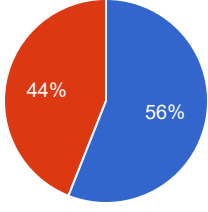
5	The Instructor gives citations regarding current situations with reference to Pakistani context	<table border="1"> <thead> <tr> <th>Choice</th> <th>Number</th> <th>Percentage</th> </tr> </thead> <tbody> <tr> <td>Strongly Agree</td> <td>8</td> <td>53.33%</td> </tr> <tr> <td>Agree</td> <td>5</td> <td>33.33%</td> </tr> <tr> <td>Uncertain</td> <td>1</td> <td>6.67%</td> </tr> <tr> <td>Disagree</td> <td>0</td> <td>0%</td> </tr> <tr> <td>Strongly Disagree</td> <td>1</td> <td>6.67%</td> </tr> </tbody> </table>	Choice	Number	Percentage	Strongly Agree	8	53.33%	Agree	5	33.33%	Uncertain	1	6.67%	Disagree	0	0%	Strongly Disagree	1	6.67%	 <ul style="list-style-type: none"> ● Stron... ● Agree ● Unce... ● Stron...
Choice	Number	Percentage																			
Strongly Agree	8	53.33%																			
Agree	5	33.33%																			
Uncertain	1	6.67%																			
Disagree	0	0%																			
Strongly Disagree	1	6.67%																			
6	The Instructor communicates the subject matter effectively	<table border="1"> <thead> <tr> <th>Choice</th> <th>Number</th> <th>Percentage</th> </tr> </thead> <tbody> <tr> <td>Strongly Agree</td> <td>8</td> <td>53.33%</td> </tr> <tr> <td>Agree</td> <td>5</td> <td>33.33%</td> </tr> <tr> <td>Uncertain</td> <td>1</td> <td>6.67%</td> </tr> <tr> <td>Disagree</td> <td>0</td> <td>0%</td> </tr> <tr> <td>Strongly Disagree</td> <td>1</td> <td>6.67%</td> </tr> </tbody> </table>	Choice	Number	Percentage	Strongly Agree	8	53.33%	Agree	5	33.33%	Uncertain	1	6.67%	Disagree	0	0%	Strongly Disagree	1	6.67%	 <ul style="list-style-type: none"> ● Stron... ● Agree ● Unce... ● Stron...
Choice	Number	Percentage																			
Strongly Agree	8	53.33%																			
Agree	5	33.33%																			
Uncertain	1	6.67%																			
Disagree	0	0%																			
Strongly Disagree	1	6.67%																			
7	The Instructor shows respect towards students and encourages class participation	<table border="1"> <thead> <tr> <th>Choice</th> <th>Number</th> <th>Percentage</th> </tr> </thead> <tbody> <tr> <td>Strongly Agree</td> <td>8</td> <td>53.33%</td> </tr> <tr> <td>Agree</td> <td>3</td> <td>20%</td> </tr> <tr> <td>Uncertain</td> <td>3</td> <td>20%</td> </tr> <tr> <td>Disagree</td> <td>0</td> <td>0%</td> </tr> <tr> <td>Strongly Disagree</td> <td>1</td> <td>6.67%</td> </tr> </tbody> </table>	Choice	Number	Percentage	Strongly Agree	8	53.33%	Agree	3	20%	Uncertain	3	20%	Disagree	0	0%	Strongly Disagree	1	6.67%	 <ul style="list-style-type: none"> ● Stron... ● Agree ● Unce... ● Stron...
Choice	Number	Percentage																			
Strongly Agree	8	53.33%																			
Agree	3	20%																			
Uncertain	3	20%																			
Disagree	0	0%																			
Strongly Disagree	1	6.67%																			
8	The Instructor maintains an environment that is conducive to learning	<table border="1"> <thead> <tr> <th>Choice</th> <th>Number</th> <th>Percentage</th> </tr> </thead> <tbody> <tr> <td>Strongly Agree</td> <td>8</td> <td>53.33%</td> </tr> <tr> <td>Agree</td> <td>5</td> <td>33.33%</td> </tr> <tr> <td>Uncertain</td> <td>1</td> <td>6.67%</td> </tr> <tr> <td>Disagree</td> <td>0</td> <td>0%</td> </tr> <tr> <td>Strongly Disagree</td> <td>1</td> <td>6.67%</td> </tr> </tbody> </table>	Choice	Number	Percentage	Strongly Agree	8	53.33%	Agree	5	33.33%	Uncertain	1	6.67%	Disagree	0	0%	Strongly Disagree	1	6.67%	 <ul style="list-style-type: none"> ● Stron... ● Agree ● Unce... ● Stron...
Choice	Number	Percentage																			
Strongly Agree	8	53.33%																			
Agree	5	33.33%																			
Uncertain	1	6.67%																			
Disagree	0	0%																			
Strongly Disagree	1	6.67%																			
9	The Instructor arrives on time	<table border="1"> <thead> <tr> <th>Choice</th> <th>Number</th> <th>Percentage</th> </tr> </thead> <tbody> <tr> <td>Strongly Agree</td> <td>9</td> <td>60%</td> </tr> <tr> <td>Agree</td> <td>5</td> <td>33.33%</td> </tr> <tr> <td>Uncertain</td> <td>0</td> <td>0%</td> </tr> <tr> <td>Disagree</td> <td>0</td> <td>0%</td> </tr> <tr> <td>Strongly Disagree</td> <td>1</td> <td>6.67%</td> </tr> </tbody> </table>	Choice	Number	Percentage	Strongly Agree	9	60%	Agree	5	33.33%	Uncertain	0	0%	Disagree	0	0%	Strongly Disagree	1	6.67%	 <ul style="list-style-type: none"> ● Stron... ● Agree ● Stron...
Choice	Number	Percentage																			
Strongly Agree	9	60%																			
Agree	5	33.33%																			
Uncertain	0	0%																			
Disagree	0	0%																			
Strongly Disagree	1	6.67%																			

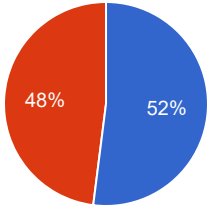
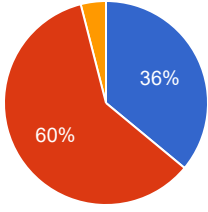
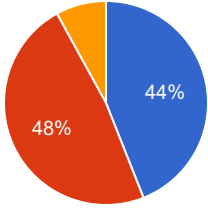
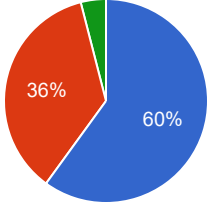
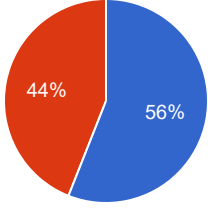
10	The Instructor leaves on time	<table border="1"> <thead> <tr> <th>Choice</th> <th>Number</th> <th>Percentage</th> </tr> </thead> <tbody> <tr> <td>Strongly Agree</td> <td>9</td> <td>60%</td> </tr> <tr> <td>Agree</td> <td>5</td> <td>33.33%</td> </tr> <tr> <td>Uncertain</td> <td>0</td> <td>0%</td> </tr> <tr> <td>Disagree</td> <td>0</td> <td>0%</td> </tr> <tr> <td>Strongly Disagree</td> <td>1</td> <td>6.67%</td> </tr> </tbody> </table>	Choice	Number	Percentage	Strongly Agree	9	60%	Agree	5	33.33%	Uncertain	0	0%	Disagree	0	0%	Strongly Disagree	1	6.67%	<p>Legend: Strongly Agree (blue), Agree (orange), Strongly Disagree (purple)</p>
Choice	Number	Percentage																			
Strongly Agree	9	60%																			
Agree	5	33.33%																			
Uncertain	0	0%																			
Disagree	0	0%																			
Strongly Disagree	1	6.67%																			
11	The Instructor is fair in examination	<table border="1"> <thead> <tr> <th>Choice</th> <th>Number</th> <th>Percentage</th> </tr> </thead> <tbody> <tr> <td>Strongly Agree</td> <td>9</td> <td>60%</td> </tr> <tr> <td>Agree</td> <td>4</td> <td>26.67%</td> </tr> <tr> <td>Uncertain</td> <td>1</td> <td>6.67%</td> </tr> <tr> <td>Disagree</td> <td>0</td> <td>0%</td> </tr> <tr> <td>Strongly Disagree</td> <td>1</td> <td>6.67%</td> </tr> </tbody> </table>	Choice	Number	Percentage	Strongly Agree	9	60%	Agree	4	26.67%	Uncertain	1	6.67%	Disagree	0	0%	Strongly Disagree	1	6.67%	<p>Legend: Strongly Agree (blue), Agree (orange), Uncertain (yellow), Strongly Disagree (purple)</p>
Choice	Number	Percentage																			
Strongly Agree	9	60%																			
Agree	4	26.67%																			
Uncertain	1	6.67%																			
Disagree	0	0%																			
Strongly Disagree	1	6.67%																			
12	The Instructor returns the graded scripts etc. in a reasonable amount of time	<table border="1"> <thead> <tr> <th>Choice</th> <th>Number</th> <th>Percentage</th> </tr> </thead> <tbody> <tr> <td>Strongly Agree</td> <td>9</td> <td>60%</td> </tr> <tr> <td>Agree</td> <td>4</td> <td>26.67%</td> </tr> <tr> <td>Uncertain</td> <td>1</td> <td>6.67%</td> </tr> <tr> <td>Disagree</td> <td>0</td> <td>0%</td> </tr> <tr> <td>Strongly Disagree</td> <td>1</td> <td>6.67%</td> </tr> </tbody> </table>	Choice	Number	Percentage	Strongly Agree	9	60%	Agree	4	26.67%	Uncertain	1	6.67%	Disagree	0	0%	Strongly Disagree	1	6.67%	<p>Legend: Strongly Agree (blue), Agree (orange), Uncertain (yellow), Strongly Disagree (purple)</p>
Choice	Number	Percentage																			
Strongly Agree	9	60%																			
Agree	4	26.67%																			
Uncertain	1	6.67%																			
Disagree	0	0%																			
Strongly Disagree	1	6.67%																			
13	The Instructor was available during the specified office hours and for after class consultations	<table border="1"> <thead> <tr> <th>Choice</th> <th>Number</th> <th>Percentage</th> </tr> </thead> <tbody> <tr> <td>Strongly Agree</td> <td>9</td> <td>60%</td> </tr> <tr> <td>Agree</td> <td>5</td> <td>33.33%</td> </tr> <tr> <td>Uncertain</td> <td>0</td> <td>0%</td> </tr> <tr> <td>Disagree</td> <td>0</td> <td>0%</td> </tr> <tr> <td>Strongly Disagree</td> <td>1</td> <td>6.67%</td> </tr> </tbody> </table>	Choice	Number	Percentage	Strongly Agree	9	60%	Agree	5	33.33%	Uncertain	0	0%	Disagree	0	0%	Strongly Disagree	1	6.67%	<p>Legend: Strongly Agree (blue), Agree (orange), Strongly Disagree (purple)</p>
Choice	Number	Percentage																			
Strongly Agree	9	60%																			
Agree	5	33.33%																			
Uncertain	0	0%																			
Disagree	0	0%																			
Strongly Disagree	1	6.67%																			
14	The Subject matter presented in the course has increased your knowledge of the subject	<table border="1"> <thead> <tr> <th>Choice</th> <th>Number</th> <th>Percentage</th> </tr> </thead> <tbody> <tr> <td>Strongly Agree</td> <td>9</td> <td>60%</td> </tr> <tr> <td>Agree</td> <td>5</td> <td>33.33%</td> </tr> <tr> <td>Uncertain</td> <td>0</td> <td>0%</td> </tr> <tr> <td>Disagree</td> <td>0</td> <td>0%</td> </tr> <tr> <td>Strongly Disagree</td> <td>1</td> <td>6.67%</td> </tr> </tbody> </table>	Choice	Number	Percentage	Strongly Agree	9	60%	Agree	5	33.33%	Uncertain	0	0%	Disagree	0	0%	Strongly Disagree	1	6.67%	<p>Legend: Strongly Agree (blue), Agree (orange), Strongly Disagree (purple)</p>
Choice	Number	Percentage																			
Strongly Agree	9	60%																			
Agree	5	33.33%																			
Uncertain	0	0%																			
Disagree	0	0%																			
Strongly Disagree	1	6.67%																			

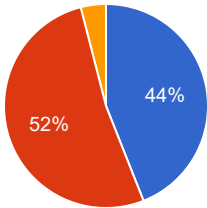
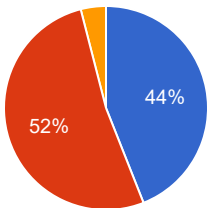
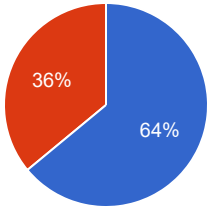
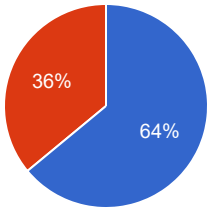
15	The syllabus clearly states course objectives requirements, procedures and grading criteria	<table border="1"> <thead> <tr> <th>Choice</th> <th>Number</th> <th>Percentage</th> </tr> </thead> <tbody> <tr> <td>Strongly Agree</td> <td>9</td> <td>60%</td> </tr> <tr> <td>Agree</td> <td>5</td> <td>33.33%</td> </tr> <tr> <td>Uncertain</td> <td>0</td> <td>0%</td> </tr> <tr> <td>Disagree</td> <td>0</td> <td>0%</td> </tr> <tr> <td>Strongly Disagree</td> <td>1</td> <td>6.67%</td> </tr> </tbody> </table>	Choice	Number	Percentage	Strongly Agree	9	60%	Agree	5	33.33%	Uncertain	0	0%	Disagree	0	0%	Strongly Disagree	1	6.67%	 <ul style="list-style-type: none"> ● Stron... ● Agree ● Stron...
Choice	Number	Percentage																			
Strongly Agree	9	60%																			
Agree	5	33.33%																			
Uncertain	0	0%																			
Disagree	0	0%																			
Strongly Disagree	1	6.67%																			
16	The course integrates theoretical course concepts with real-world applications	<table border="1"> <thead> <tr> <th>Choice</th> <th>Number</th> <th>Percentage</th> </tr> </thead> <tbody> <tr> <td>Strongly Agree</td> <td>9</td> <td>60%</td> </tr> <tr> <td>Agree</td> <td>5</td> <td>33.33%</td> </tr> <tr> <td>Uncertain</td> <td>0</td> <td>0%</td> </tr> <tr> <td>Disagree</td> <td>0</td> <td>0%</td> </tr> <tr> <td>Strongly Disagree</td> <td>1</td> <td>6.67%</td> </tr> </tbody> </table>	Choice	Number	Percentage	Strongly Agree	9	60%	Agree	5	33.33%	Uncertain	0	0%	Disagree	0	0%	Strongly Disagree	1	6.67%	 <ul style="list-style-type: none"> ● Stron... ● Agree ● Stron...
Choice	Number	Percentage																			
Strongly Agree	9	60%																			
Agree	5	33.33%																			
Uncertain	0	0%																			
Disagree	0	0%																			
Strongly Disagree	1	6.67%																			
17	The assignments and exams covered the materials presented in the course	<table border="1"> <thead> <tr> <th>Choice</th> <th>Number</th> <th>Percentage</th> </tr> </thead> <tbody> <tr> <td>Strongly Agree</td> <td>8</td> <td>53.33%</td> </tr> <tr> <td>Agree</td> <td>5</td> <td>33.33%</td> </tr> <tr> <td>Uncertain</td> <td>1</td> <td>6.67%</td> </tr> <tr> <td>Disagree</td> <td>0</td> <td>0%</td> </tr> <tr> <td>Strongly Disagree</td> <td>1</td> <td>6.67%</td> </tr> </tbody> </table>	Choice	Number	Percentage	Strongly Agree	8	53.33%	Agree	5	33.33%	Uncertain	1	6.67%	Disagree	0	0%	Strongly Disagree	1	6.67%	 <ul style="list-style-type: none"> ● Stron... ● Agree ● Unce... ● Stron...
Choice	Number	Percentage																			
Strongly Agree	8	53.33%																			
Agree	5	33.33%																			
Uncertain	1	6.67%																			
Disagree	0	0%																			
Strongly Disagree	1	6.67%																			
18	The course material is modern and updated	<table border="1"> <thead> <tr> <th>Choice</th> <th>Number</th> <th>Percentage</th> </tr> </thead> <tbody> <tr> <td>Strongly Agree</td> <td>8</td> <td>53.33%</td> </tr> <tr> <td>Agree</td> <td>6</td> <td>40%</td> </tr> <tr> <td>Uncertain</td> <td>0</td> <td>0%</td> </tr> <tr> <td>Disagree</td> <td>0</td> <td>0%</td> </tr> <tr> <td>Strongly Disagree</td> <td>1</td> <td>6.67%</td> </tr> </tbody> </table>	Choice	Number	Percentage	Strongly Agree	8	53.33%	Agree	6	40%	Uncertain	0	0%	Disagree	0	0%	Strongly Disagree	1	6.67%	 <ul style="list-style-type: none"> ● Stron... ● Agree ● Stron...
Choice	Number	Percentage																			
Strongly Agree	8	53.33%																			
Agree	6	40%																			
Uncertain	0	0%																			
Disagree	0	0%																			
Strongly Disagree	1	6.67%																			
Teachers Comment		Course Comment																			

Teacher Evaluation - Program: 0258

Teacher Name: AZIM ULLAH		Course ID: ENG-301 Course Title: Introduction to English Literature - II		Session: 2017 Fall																			
Shift: Morning -- Section:		Total Strength: 34		Attempted: 25																			
S.No	Question	Opinions			Chart																		
1	The Instructor is prepared for each class	<table border="1"> <thead> <tr> <th>Choice</th> <th>Number</th> <th>Percentage</th> </tr> </thead> <tbody> <tr> <td>Strongly Agree</td> <td>13</td> <td>52%</td> </tr> <tr> <td>Agree</td> <td>12</td> <td>48%</td> </tr> <tr> <td>Uncertain</td> <td>0</td> <td>0%</td> </tr> <tr> <td>Disagree</td> <td>0</td> <td>0%</td> </tr> <tr> <td>Strongly Disagree</td> <td>0</td> <td>0%</td> </tr> </tbody> </table>	Choice	Number	Percentage	Strongly Agree	13	52%	Agree	12	48%	Uncertain	0	0%	Disagree	0	0%	Strongly Disagree	0	0%	<p>Legend: ● Stron... (blue), ● Agree (red)</p>		
Choice	Number	Percentage																					
Strongly Agree	13	52%																					
Agree	12	48%																					
Uncertain	0	0%																					
Disagree	0	0%																					
Strongly Disagree	0	0%																					
2	The Instructor demonstrates knowledge of the subject	<table border="1"> <thead> <tr> <th>Choice</th> <th>Number</th> <th>Percentage</th> </tr> </thead> <tbody> <tr> <td>Strongly Agree</td> <td>16</td> <td>64%</td> </tr> <tr> <td>Agree</td> <td>9</td> <td>36%</td> </tr> <tr> <td>Uncertain</td> <td>0</td> <td>0%</td> </tr> <tr> <td>Disagree</td> <td>0</td> <td>0%</td> </tr> <tr> <td>Strongly Disagree</td> <td>0</td> <td>0%</td> </tr> </tbody> </table>	Choice	Number	Percentage	Strongly Agree	16	64%	Agree	9	36%	Uncertain	0	0%	Disagree	0	0%	Strongly Disagree	0	0%	<p>Legend: ● Stron... (blue), ● Agree (red)</p>		
Choice	Number	Percentage																					
Strongly Agree	16	64%																					
Agree	9	36%																					
Uncertain	0	0%																					
Disagree	0	0%																					
Strongly Disagree	0	0%																					
3	The Instructor has completed the whole course	<table border="1"> <thead> <tr> <th>Choice</th> <th>Number</th> <th>Percentage</th> </tr> </thead> <tbody> <tr> <td>Strongly Agree</td> <td>12</td> <td>48%</td> </tr> <tr> <td>Agree</td> <td>13</td> <td>52%</td> </tr> <tr> <td>Uncertain</td> <td>0</td> <td>0%</td> </tr> <tr> <td>Disagree</td> <td>0</td> <td>0%</td> </tr> <tr> <td>Strongly Disagree</td> <td>0</td> <td>0%</td> </tr> </tbody> </table>	Choice	Number	Percentage	Strongly Agree	12	48%	Agree	13	52%	Uncertain	0	0%	Disagree	0	0%	Strongly Disagree	0	0%	<p>Legend: ● Stron... (blue), ● Agree (red)</p>		
Choice	Number	Percentage																					
Strongly Agree	12	48%																					
Agree	13	52%																					
Uncertain	0	0%																					
Disagree	0	0%																					
Strongly Disagree	0	0%																					
4	The Instructor provides additional material apart from the textbook	<table border="1"> <thead> <tr> <th>Choice</th> <th>Number</th> <th>Percentage</th> </tr> </thead> <tbody> <tr> <td>Strongly Agree</td> <td>16</td> <td>64%</td> </tr> <tr> <td>Agree</td> <td>9</td> <td>36%</td> </tr> <tr> <td>Uncertain</td> <td>0</td> <td>0%</td> </tr> <tr> <td>Disagree</td> <td>0</td> <td>0%</td> </tr> <tr> <td>Strongly Disagree</td> <td>0</td> <td>0%</td> </tr> </tbody> </table>	Choice	Number	Percentage	Strongly Agree	16	64%	Agree	9	36%	Uncertain	0	0%	Disagree	0	0%	Strongly Disagree	0	0%	<p>Legend: ● Stron... (blue), ● Agree (red)</p>		
Choice	Number	Percentage																					
Strongly Agree	16	64%																					
Agree	9	36%																					
Uncertain	0	0%																					
Disagree	0	0%																					
Strongly Disagree	0	0%																					

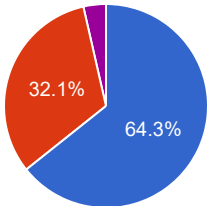
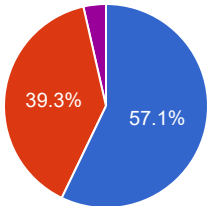
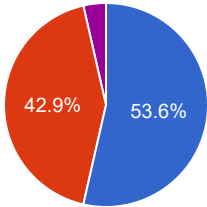
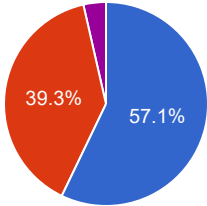
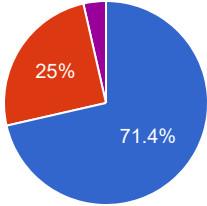
5	The Instructor gives citations regarding current situations with reference to Pakistani context	<table border="1"> <thead> <tr> <th>Choice</th> <th>Number</th> <th>Percentage</th> </tr> </thead> <tbody> <tr> <td>Strongly Agree</td> <td>12</td> <td>48%</td> </tr> <tr> <td>Agree</td> <td>13</td> <td>52%</td> </tr> <tr> <td>Uncertain</td> <td>0</td> <td>0%</td> </tr> <tr> <td>Disagree</td> <td>0</td> <td>0%</td> </tr> <tr> <td>Strongly Disagree</td> <td>0</td> <td>0%</td> </tr> </tbody> </table>	Choice	Number	Percentage	Strongly Agree	12	48%	Agree	13	52%	Uncertain	0	0%	Disagree	0	0%	Strongly Disagree	0	0%	 <p>● Stron... ● Agree</p>
Choice	Number	Percentage																			
Strongly Agree	12	48%																			
Agree	13	52%																			
Uncertain	0	0%																			
Disagree	0	0%																			
Strongly Disagree	0	0%																			
6	The Instructor communicates the subject matter effectively	<table border="1"> <thead> <tr> <th>Choice</th> <th>Number</th> <th>Percentage</th> </tr> </thead> <tbody> <tr> <td>Strongly Agree</td> <td>16</td> <td>64%</td> </tr> <tr> <td>Agree</td> <td>9</td> <td>36%</td> </tr> <tr> <td>Uncertain</td> <td>0</td> <td>0%</td> </tr> <tr> <td>Disagree</td> <td>0</td> <td>0%</td> </tr> <tr> <td>Strongly Disagree</td> <td>0</td> <td>0%</td> </tr> </tbody> </table>	Choice	Number	Percentage	Strongly Agree	16	64%	Agree	9	36%	Uncertain	0	0%	Disagree	0	0%	Strongly Disagree	0	0%	 <p>● Stron... ● Agree</p>
Choice	Number	Percentage																			
Strongly Agree	16	64%																			
Agree	9	36%																			
Uncertain	0	0%																			
Disagree	0	0%																			
Strongly Disagree	0	0%																			
7	The Instructor shows respect towards students and encourages class participation	<table border="1"> <thead> <tr> <th>Choice</th> <th>Number</th> <th>Percentage</th> </tr> </thead> <tbody> <tr> <td>Strongly Agree</td> <td>9</td> <td>36%</td> </tr> <tr> <td>Agree</td> <td>15</td> <td>60%</td> </tr> <tr> <td>Uncertain</td> <td>1</td> <td>4%</td> </tr> <tr> <td>Disagree</td> <td>0</td> <td>0%</td> </tr> <tr> <td>Strongly Disagree</td> <td>0</td> <td>0%</td> </tr> </tbody> </table>	Choice	Number	Percentage	Strongly Agree	9	36%	Agree	15	60%	Uncertain	1	4%	Disagree	0	0%	Strongly Disagree	0	0%	 <p>● Stron... ● Agree ● Unce...</p>
Choice	Number	Percentage																			
Strongly Agree	9	36%																			
Agree	15	60%																			
Uncertain	1	4%																			
Disagree	0	0%																			
Strongly Disagree	0	0%																			
8	The Instructor maintains an environment that is conducive to learning	<table border="1"> <thead> <tr> <th>Choice</th> <th>Number</th> <th>Percentage</th> </tr> </thead> <tbody> <tr> <td>Strongly Agree</td> <td>16</td> <td>64%</td> </tr> <tr> <td>Agree</td> <td>8</td> <td>32%</td> </tr> <tr> <td>Uncertain</td> <td>1</td> <td>4%</td> </tr> <tr> <td>Disagree</td> <td>0</td> <td>0%</td> </tr> <tr> <td>Strongly Disagree</td> <td>0</td> <td>0%</td> </tr> </tbody> </table>	Choice	Number	Percentage	Strongly Agree	16	64%	Agree	8	32%	Uncertain	1	4%	Disagree	0	0%	Strongly Disagree	0	0%	 <p>● Stron... ● Agree ● Unce...</p>
Choice	Number	Percentage																			
Strongly Agree	16	64%																			
Agree	8	32%																			
Uncertain	1	4%																			
Disagree	0	0%																			
Strongly Disagree	0	0%																			
9	The Instructor arrives on time	<table border="1"> <thead> <tr> <th>Choice</th> <th>Number</th> <th>Percentage</th> </tr> </thead> <tbody> <tr> <td>Strongly Agree</td> <td>14</td> <td>56%</td> </tr> <tr> <td>Agree</td> <td>11</td> <td>44%</td> </tr> <tr> <td>Uncertain</td> <td>0</td> <td>0%</td> </tr> <tr> <td>Disagree</td> <td>0</td> <td>0%</td> </tr> <tr> <td>Strongly Disagree</td> <td>0</td> <td>0%</td> </tr> </tbody> </table>	Choice	Number	Percentage	Strongly Agree	14	56%	Agree	11	44%	Uncertain	0	0%	Disagree	0	0%	Strongly Disagree	0	0%	 <p>● Stron... ● Agree</p>
Choice	Number	Percentage																			
Strongly Agree	14	56%																			
Agree	11	44%																			
Uncertain	0	0%																			
Disagree	0	0%																			
Strongly Disagree	0	0%																			

10	The Instructor leaves on time	<table border="1"> <thead> <tr> <th>Choice</th> <th>Number</th> <th>Percentage</th> </tr> </thead> <tbody> <tr> <td>Strongly Agree</td> <td>13</td> <td>52%</td> </tr> <tr> <td>Agree</td> <td>12</td> <td>48%</td> </tr> <tr> <td>Uncertain</td> <td>0</td> <td>0%</td> </tr> <tr> <td>Disagree</td> <td>0</td> <td>0%</td> </tr> <tr> <td>Strongly Disagree</td> <td>0</td> <td>0%</td> </tr> </tbody> </table>	Choice	Number	Percentage	Strongly Agree	13	52%	Agree	12	48%	Uncertain	0	0%	Disagree	0	0%	Strongly Disagree	0	0%	 <p> ● Stron... ● Agree </p>
Choice	Number	Percentage																			
Strongly Agree	13	52%																			
Agree	12	48%																			
Uncertain	0	0%																			
Disagree	0	0%																			
Strongly Disagree	0	0%																			
11	The Instructor is fair in examination	<table border="1"> <thead> <tr> <th>Choice</th> <th>Number</th> <th>Percentage</th> </tr> </thead> <tbody> <tr> <td>Strongly Agree</td> <td>9</td> <td>36%</td> </tr> <tr> <td>Agree</td> <td>15</td> <td>60%</td> </tr> <tr> <td>Uncertain</td> <td>1</td> <td>4%</td> </tr> <tr> <td>Disagree</td> <td>0</td> <td>0%</td> </tr> <tr> <td>Strongly Disagree</td> <td>0</td> <td>0%</td> </tr> </tbody> </table>	Choice	Number	Percentage	Strongly Agree	9	36%	Agree	15	60%	Uncertain	1	4%	Disagree	0	0%	Strongly Disagree	0	0%	 <p> ● Stron... ● Agree ● Unce... </p>
Choice	Number	Percentage																			
Strongly Agree	9	36%																			
Agree	15	60%																			
Uncertain	1	4%																			
Disagree	0	0%																			
Strongly Disagree	0	0%																			
12	The Instructor returns the graded scripts etc. in a reasonable amount of time	<table border="1"> <thead> <tr> <th>Choice</th> <th>Number</th> <th>Percentage</th> </tr> </thead> <tbody> <tr> <td>Strongly Agree</td> <td>11</td> <td>44%</td> </tr> <tr> <td>Agree</td> <td>12</td> <td>48%</td> </tr> <tr> <td>Uncertain</td> <td>2</td> <td>8%</td> </tr> <tr> <td>Disagree</td> <td>0</td> <td>0%</td> </tr> <tr> <td>Strongly Disagree</td> <td>0</td> <td>0%</td> </tr> </tbody> </table>	Choice	Number	Percentage	Strongly Agree	11	44%	Agree	12	48%	Uncertain	2	8%	Disagree	0	0%	Strongly Disagree	0	0%	 <p> ● Stron... ● Agree ● Unce... </p>
Choice	Number	Percentage																			
Strongly Agree	11	44%																			
Agree	12	48%																			
Uncertain	2	8%																			
Disagree	0	0%																			
Strongly Disagree	0	0%																			
13	The Instructor was available during the specified office hours and for after class consultations	<table border="1"> <thead> <tr> <th>Choice</th> <th>Number</th> <th>Percentage</th> </tr> </thead> <tbody> <tr> <td>Strongly Agree</td> <td>15</td> <td>60%</td> </tr> <tr> <td>Agree</td> <td>9</td> <td>36%</td> </tr> <tr> <td>Uncertain</td> <td>0</td> <td>0%</td> </tr> <tr> <td>Disagree</td> <td>1</td> <td>4%</td> </tr> <tr> <td>Strongly Disagree</td> <td>0</td> <td>0%</td> </tr> </tbody> </table>	Choice	Number	Percentage	Strongly Agree	15	60%	Agree	9	36%	Uncertain	0	0%	Disagree	1	4%	Strongly Disagree	0	0%	 <p> ● Stron... ● Agree ● Disa... </p>
Choice	Number	Percentage																			
Strongly Agree	15	60%																			
Agree	9	36%																			
Uncertain	0	0%																			
Disagree	1	4%																			
Strongly Disagree	0	0%																			
14	The Subject matter presented in the course has increased your knowledge of the subject	<table border="1"> <thead> <tr> <th>Choice</th> <th>Number</th> <th>Percentage</th> </tr> </thead> <tbody> <tr> <td>Strongly Agree</td> <td>14</td> <td>56%</td> </tr> <tr> <td>Agree</td> <td>11</td> <td>44%</td> </tr> <tr> <td>Uncertain</td> <td>0</td> <td>0%</td> </tr> <tr> <td>Disagree</td> <td>0</td> <td>0%</td> </tr> <tr> <td>Strongly Disagree</td> <td>0</td> <td>0%</td> </tr> </tbody> </table>	Choice	Number	Percentage	Strongly Agree	14	56%	Agree	11	44%	Uncertain	0	0%	Disagree	0	0%	Strongly Disagree	0	0%	 <p> ● Stron... ● Agree </p>
Choice	Number	Percentage																			
Strongly Agree	14	56%																			
Agree	11	44%																			
Uncertain	0	0%																			
Disagree	0	0%																			
Strongly Disagree	0	0%																			

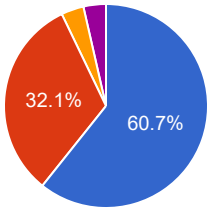
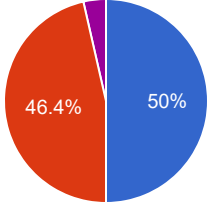
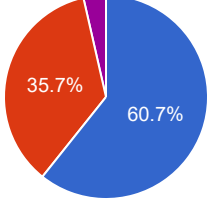
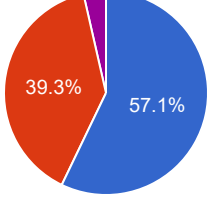
15	The syllabus clearly states course objectives requirements, procedures and grading criteria	<table border="1"> <thead> <tr> <th>Choice</th> <th>Number</th> <th>Percentage</th> </tr> </thead> <tbody> <tr> <td>Strongly Agree</td> <td>11</td> <td>44%</td> </tr> <tr> <td>Agree</td> <td>13</td> <td>52%</td> </tr> <tr> <td>Uncertain</td> <td>1</td> <td>4%</td> </tr> <tr> <td>Disagree</td> <td>0</td> <td>0%</td> </tr> <tr> <td>Strongly Disagree</td> <td>0</td> <td>0%</td> </tr> </tbody> </table>	Choice	Number	Percentage	Strongly Agree	11	44%	Agree	13	52%	Uncertain	1	4%	Disagree	0	0%	Strongly Disagree	0	0%	 <p> ● Stron... ● Agree ● Unce... </p>
Choice	Number	Percentage																			
Strongly Agree	11	44%																			
Agree	13	52%																			
Uncertain	1	4%																			
Disagree	0	0%																			
Strongly Disagree	0	0%																			
16	The course integrates theoretical course concepts with real-world applications	<table border="1"> <thead> <tr> <th>Choice</th> <th>Number</th> <th>Percentage</th> </tr> </thead> <tbody> <tr> <td>Strongly Agree</td> <td>11</td> <td>44%</td> </tr> <tr> <td>Agree</td> <td>13</td> <td>52%</td> </tr> <tr> <td>Uncertain</td> <td>1</td> <td>4%</td> </tr> <tr> <td>Disagree</td> <td>0</td> <td>0%</td> </tr> <tr> <td>Strongly Disagree</td> <td>0</td> <td>0%</td> </tr> </tbody> </table>	Choice	Number	Percentage	Strongly Agree	11	44%	Agree	13	52%	Uncertain	1	4%	Disagree	0	0%	Strongly Disagree	0	0%	 <p> ● Stron... ● Agree ● Unce... </p>
Choice	Number	Percentage																			
Strongly Agree	11	44%																			
Agree	13	52%																			
Uncertain	1	4%																			
Disagree	0	0%																			
Strongly Disagree	0	0%																			
17	The assignments and exams covered the materials presented in the course	<table border="1"> <thead> <tr> <th>Choice</th> <th>Number</th> <th>Percentage</th> </tr> </thead> <tbody> <tr> <td>Strongly Agree</td> <td>16</td> <td>64%</td> </tr> <tr> <td>Agree</td> <td>9</td> <td>36%</td> </tr> <tr> <td>Uncertain</td> <td>0</td> <td>0%</td> </tr> <tr> <td>Disagree</td> <td>0</td> <td>0%</td> </tr> <tr> <td>Strongly Disagree</td> <td>0</td> <td>0%</td> </tr> </tbody> </table>	Choice	Number	Percentage	Strongly Agree	16	64%	Agree	9	36%	Uncertain	0	0%	Disagree	0	0%	Strongly Disagree	0	0%	 <p> ● Stron... ● Agree </p>
Choice	Number	Percentage																			
Strongly Agree	16	64%																			
Agree	9	36%																			
Uncertain	0	0%																			
Disagree	0	0%																			
Strongly Disagree	0	0%																			
18	The course material is modern and updated	<table border="1"> <thead> <tr> <th>Choice</th> <th>Number</th> <th>Percentage</th> </tr> </thead> <tbody> <tr> <td>Strongly Agree</td> <td>16</td> <td>64%</td> </tr> <tr> <td>Agree</td> <td>9</td> <td>36%</td> </tr> <tr> <td>Uncertain</td> <td>0</td> <td>0%</td> </tr> <tr> <td>Disagree</td> <td>0</td> <td>0%</td> </tr> <tr> <td>Strongly Disagree</td> <td>0</td> <td>0%</td> </tr> </tbody> </table>	Choice	Number	Percentage	Strongly Agree	16	64%	Agree	9	36%	Uncertain	0	0%	Disagree	0	0%	Strongly Disagree	0	0%	 <p> ● Stron... ● Agree </p>
Choice	Number	Percentage																			
Strongly Agree	16	64%																			
Agree	9	36%																			
Uncertain	0	0%																			
Disagree	0	0%																			
Strongly Disagree	0	0%																			
Teachers Comment		Course Comment																			

Teacher Evaluation - Program: 0258

Teacher Name: SAIMA BANO		Course ID: MGT-104 Course Title: Entrepreneurship - I		Session: 2017 Fall																			
Shift: Morning -- Section: A		Total Strength: 34		Attempted: 28																			
S.No	Question	Opinions			Chart																		
1	The Instructor is prepared for each class	<table border="1"> <thead> <tr> <th>Choice</th> <th>Number</th> <th>Percentage</th> </tr> </thead> <tbody> <tr> <td>Strongly Agree</td> <td>21</td> <td>75%</td> </tr> <tr> <td>Agree</td> <td>6</td> <td>21.43%</td> </tr> <tr> <td>Uncertain</td> <td>0</td> <td>0%</td> </tr> <tr> <td>Disagree</td> <td>0</td> <td>0%</td> </tr> <tr> <td>Strongly Disagree</td> <td>1</td> <td>3.57%</td> </tr> </tbody> </table>	Choice	Number	Percentage	Strongly Agree	21	75%	Agree	6	21.43%	Uncertain	0	0%	Disagree	0	0%	Strongly Disagree	1	3.57%	<p>75%</p>		
Choice	Number	Percentage																					
Strongly Agree	21	75%																					
Agree	6	21.43%																					
Uncertain	0	0%																					
Disagree	0	0%																					
Strongly Disagree	1	3.57%																					
2	The Instructor demonstrates knowledge of the subject	<table border="1"> <thead> <tr> <th>Choice</th> <th>Number</th> <th>Percentage</th> </tr> </thead> <tbody> <tr> <td>Strongly Agree</td> <td>17</td> <td>60.71%</td> </tr> <tr> <td>Agree</td> <td>10</td> <td>35.71%</td> </tr> <tr> <td>Uncertain</td> <td>0</td> <td>0%</td> </tr> <tr> <td>Disagree</td> <td>0</td> <td>0%</td> </tr> <tr> <td>Strongly Disagree</td> <td>1</td> <td>3.57%</td> </tr> </tbody> </table>	Choice	Number	Percentage	Strongly Agree	17	60.71%	Agree	10	35.71%	Uncertain	0	0%	Disagree	0	0%	Strongly Disagree	1	3.57%	<p>60.7%</p>		
Choice	Number	Percentage																					
Strongly Agree	17	60.71%																					
Agree	10	35.71%																					
Uncertain	0	0%																					
Disagree	0	0%																					
Strongly Disagree	1	3.57%																					
3	The Instructor has completed the whole course	<table border="1"> <thead> <tr> <th>Choice</th> <th>Number</th> <th>Percentage</th> </tr> </thead> <tbody> <tr> <td>Strongly Agree</td> <td>17</td> <td>60.71%</td> </tr> <tr> <td>Agree</td> <td>10</td> <td>35.71%</td> </tr> <tr> <td>Uncertain</td> <td>0</td> <td>0%</td> </tr> <tr> <td>Disagree</td> <td>0</td> <td>0%</td> </tr> <tr> <td>Strongly Disagree</td> <td>1</td> <td>3.57%</td> </tr> </tbody> </table>	Choice	Number	Percentage	Strongly Agree	17	60.71%	Agree	10	35.71%	Uncertain	0	0%	Disagree	0	0%	Strongly Disagree	1	3.57%	<p>60.7%</p>		
Choice	Number	Percentage																					
Strongly Agree	17	60.71%																					
Agree	10	35.71%																					
Uncertain	0	0%																					
Disagree	0	0%																					
Strongly Disagree	1	3.57%																					
4	The Instructor provides additional material apart from the textbook	<table border="1"> <thead> <tr> <th>Choice</th> <th>Number</th> <th>Percentage</th> </tr> </thead> <tbody> <tr> <td>Strongly Agree</td> <td>15</td> <td>53.57%</td> </tr> <tr> <td>Agree</td> <td>11</td> <td>39.29%</td> </tr> <tr> <td>Uncertain</td> <td>0</td> <td>0%</td> </tr> <tr> <td>Disagree</td> <td>1</td> <td>3.57%</td> </tr> <tr> <td>Strongly Disagree</td> <td>1</td> <td>3.57%</td> </tr> </tbody> </table>	Choice	Number	Percentage	Strongly Agree	15	53.57%	Agree	11	39.29%	Uncertain	0	0%	Disagree	1	3.57%	Strongly Disagree	1	3.57%	<p>53.6%</p>		
Choice	Number	Percentage																					
Strongly Agree	15	53.57%																					
Agree	11	39.29%																					
Uncertain	0	0%																					
Disagree	1	3.57%																					
Strongly Disagree	1	3.57%																					

5	The Instructor gives citations regarding current situations with reference to Pakistani context	<table border="1"> <thead> <tr> <th>Choice</th> <th>Number</th> <th>Percentage</th> </tr> </thead> <tbody> <tr> <td>Strongly Agree</td> <td>18</td> <td>64.29%</td> </tr> <tr> <td>Agree</td> <td>9</td> <td>32.14%</td> </tr> <tr> <td>Uncertain</td> <td>0</td> <td>0%</td> </tr> <tr> <td>Disagree</td> <td>0</td> <td>0%</td> </tr> <tr> <td>Strongly Disagree</td> <td>1</td> <td>3.57%</td> </tr> </tbody> </table>	Choice	Number	Percentage	Strongly Agree	18	64.29%	Agree	9	32.14%	Uncertain	0	0%	Disagree	0	0%	Strongly Disagree	1	3.57%	 <ul style="list-style-type: none"> ● Stron... ● Agree ● Stron...
Choice	Number	Percentage																			
Strongly Agree	18	64.29%																			
Agree	9	32.14%																			
Uncertain	0	0%																			
Disagree	0	0%																			
Strongly Disagree	1	3.57%																			
6	The Instructor communicates the subject matter effectively	<table border="1"> <thead> <tr> <th>Choice</th> <th>Number</th> <th>Percentage</th> </tr> </thead> <tbody> <tr> <td>Strongly Agree</td> <td>16</td> <td>57.14%</td> </tr> <tr> <td>Agree</td> <td>11</td> <td>39.29%</td> </tr> <tr> <td>Uncertain</td> <td>0</td> <td>0%</td> </tr> <tr> <td>Disagree</td> <td>0</td> <td>0%</td> </tr> <tr> <td>Strongly Disagree</td> <td>1</td> <td>3.57%</td> </tr> </tbody> </table>	Choice	Number	Percentage	Strongly Agree	16	57.14%	Agree	11	39.29%	Uncertain	0	0%	Disagree	0	0%	Strongly Disagree	1	3.57%	 <ul style="list-style-type: none"> ● Stron... ● Agree ● Stron...
Choice	Number	Percentage																			
Strongly Agree	16	57.14%																			
Agree	11	39.29%																			
Uncertain	0	0%																			
Disagree	0	0%																			
Strongly Disagree	1	3.57%																			
7	The Instructor shows respect towards students and encourages class participation	<table border="1"> <thead> <tr> <th>Choice</th> <th>Number</th> <th>Percentage</th> </tr> </thead> <tbody> <tr> <td>Strongly Agree</td> <td>15</td> <td>53.57%</td> </tr> <tr> <td>Agree</td> <td>12</td> <td>42.86%</td> </tr> <tr> <td>Uncertain</td> <td>0</td> <td>0%</td> </tr> <tr> <td>Disagree</td> <td>0</td> <td>0%</td> </tr> <tr> <td>Strongly Disagree</td> <td>1</td> <td>3.57%</td> </tr> </tbody> </table>	Choice	Number	Percentage	Strongly Agree	15	53.57%	Agree	12	42.86%	Uncertain	0	0%	Disagree	0	0%	Strongly Disagree	1	3.57%	 <ul style="list-style-type: none"> ● Stron... ● Agree ● Stron...
Choice	Number	Percentage																			
Strongly Agree	15	53.57%																			
Agree	12	42.86%																			
Uncertain	0	0%																			
Disagree	0	0%																			
Strongly Disagree	1	3.57%																			
8	The Instructor maintains an environment that is conducive to learning	<table border="1"> <thead> <tr> <th>Choice</th> <th>Number</th> <th>Percentage</th> </tr> </thead> <tbody> <tr> <td>Strongly Agree</td> <td>16</td> <td>57.14%</td> </tr> <tr> <td>Agree</td> <td>11</td> <td>39.29%</td> </tr> <tr> <td>Uncertain</td> <td>0</td> <td>0%</td> </tr> <tr> <td>Disagree</td> <td>0</td> <td>0%</td> </tr> <tr> <td>Strongly Disagree</td> <td>1</td> <td>3.57%</td> </tr> </tbody> </table>	Choice	Number	Percentage	Strongly Agree	16	57.14%	Agree	11	39.29%	Uncertain	0	0%	Disagree	0	0%	Strongly Disagree	1	3.57%	 <ul style="list-style-type: none"> ● Stron... ● Agree ● Stron...
Choice	Number	Percentage																			
Strongly Agree	16	57.14%																			
Agree	11	39.29%																			
Uncertain	0	0%																			
Disagree	0	0%																			
Strongly Disagree	1	3.57%																			
9	The Instructor arrives on time	<table border="1"> <thead> <tr> <th>Choice</th> <th>Number</th> <th>Percentage</th> </tr> </thead> <tbody> <tr> <td>Strongly Agree</td> <td>20</td> <td>71.43%</td> </tr> <tr> <td>Agree</td> <td>7</td> <td>25%</td> </tr> <tr> <td>Uncertain</td> <td>0</td> <td>0%</td> </tr> <tr> <td>Disagree</td> <td>0</td> <td>0%</td> </tr> <tr> <td>Strongly Disagree</td> <td>1</td> <td>3.57%</td> </tr> </tbody> </table>	Choice	Number	Percentage	Strongly Agree	20	71.43%	Agree	7	25%	Uncertain	0	0%	Disagree	0	0%	Strongly Disagree	1	3.57%	 <ul style="list-style-type: none"> ● Stron... ● Agree ● Stron...
Choice	Number	Percentage																			
Strongly Agree	20	71.43%																			
Agree	7	25%																			
Uncertain	0	0%																			
Disagree	0	0%																			
Strongly Disagree	1	3.57%																			

10	The Instructor leaves on time	<table border="1"> <thead> <tr> <th>Choice</th> <th>Number</th> <th>Percentage</th> </tr> </thead> <tbody> <tr> <td>Strongly Agree</td> <td>19</td> <td>67.86%</td> </tr> <tr> <td>Agree</td> <td>8</td> <td>28.57%</td> </tr> <tr> <td>Uncertain</td> <td>0</td> <td>0%</td> </tr> <tr> <td>Disagree</td> <td>0</td> <td>0%</td> </tr> <tr> <td>Strongly Disagree</td> <td>1</td> <td>3.57%</td> </tr> </tbody> </table>	Choice	Number	Percentage	Strongly Agree	19	67.86%	Agree	8	28.57%	Uncertain	0	0%	Disagree	0	0%	Strongly Disagree	1	3.57%	<p>Legend: Strongly Agree (blue), Agree (orange), Strongly Disagree (purple)</p>
Choice	Number	Percentage																			
Strongly Agree	19	67.86%																			
Agree	8	28.57%																			
Uncertain	0	0%																			
Disagree	0	0%																			
Strongly Disagree	1	3.57%																			
11	The Instructor is fair in examination	<table border="1"> <thead> <tr> <th>Choice</th> <th>Number</th> <th>Percentage</th> </tr> </thead> <tbody> <tr> <td>Strongly Agree</td> <td>17</td> <td>60.71%</td> </tr> <tr> <td>Agree</td> <td>10</td> <td>35.71%</td> </tr> <tr> <td>Uncertain</td> <td>0</td> <td>0%</td> </tr> <tr> <td>Disagree</td> <td>0</td> <td>0%</td> </tr> <tr> <td>Strongly Disagree</td> <td>1</td> <td>3.57%</td> </tr> </tbody> </table>	Choice	Number	Percentage	Strongly Agree	17	60.71%	Agree	10	35.71%	Uncertain	0	0%	Disagree	0	0%	Strongly Disagree	1	3.57%	<p>Legend: Strongly Agree (blue), Agree (orange), Strongly Disagree (purple)</p>
Choice	Number	Percentage																			
Strongly Agree	17	60.71%																			
Agree	10	35.71%																			
Uncertain	0	0%																			
Disagree	0	0%																			
Strongly Disagree	1	3.57%																			
12	The Instructor returns the graded scripts etc. in a reasonable amount of time	<table border="1"> <thead> <tr> <th>Choice</th> <th>Number</th> <th>Percentage</th> </tr> </thead> <tbody> <tr> <td>Strongly Agree</td> <td>17</td> <td>60.71%</td> </tr> <tr> <td>Agree</td> <td>10</td> <td>35.71%</td> </tr> <tr> <td>Uncertain</td> <td>0</td> <td>0%</td> </tr> <tr> <td>Disagree</td> <td>0</td> <td>0%</td> </tr> <tr> <td>Strongly Disagree</td> <td>1</td> <td>3.57%</td> </tr> </tbody> </table>	Choice	Number	Percentage	Strongly Agree	17	60.71%	Agree	10	35.71%	Uncertain	0	0%	Disagree	0	0%	Strongly Disagree	1	3.57%	<p>Legend: Strongly Agree (blue), Agree (orange), Strongly Disagree (purple)</p>
Choice	Number	Percentage																			
Strongly Agree	17	60.71%																			
Agree	10	35.71%																			
Uncertain	0	0%																			
Disagree	0	0%																			
Strongly Disagree	1	3.57%																			
13	The Instructor was available during the specified office hours and for after class consultations	<table border="1"> <thead> <tr> <th>Choice</th> <th>Number</th> <th>Percentage</th> </tr> </thead> <tbody> <tr> <td>Strongly Agree</td> <td>17</td> <td>60.71%</td> </tr> <tr> <td>Agree</td> <td>9</td> <td>32.14%</td> </tr> <tr> <td>Uncertain</td> <td>1</td> <td>3.57%</td> </tr> <tr> <td>Disagree</td> <td>0</td> <td>0%</td> </tr> <tr> <td>Strongly Disagree</td> <td>1</td> <td>3.57%</td> </tr> </tbody> </table>	Choice	Number	Percentage	Strongly Agree	17	60.71%	Agree	9	32.14%	Uncertain	1	3.57%	Disagree	0	0%	Strongly Disagree	1	3.57%	<p>Legend: Strongly Agree (blue), Agree (orange), Uncertain (yellow), Strongly Disagree (purple)</p>
Choice	Number	Percentage																			
Strongly Agree	17	60.71%																			
Agree	9	32.14%																			
Uncertain	1	3.57%																			
Disagree	0	0%																			
Strongly Disagree	1	3.57%																			
14	The Subject matter presented in the course has increased your knowledge of the subject	<table border="1"> <thead> <tr> <th>Choice</th> <th>Number</th> <th>Percentage</th> </tr> </thead> <tbody> <tr> <td>Strongly Agree</td> <td>17</td> <td>60.71%</td> </tr> <tr> <td>Agree</td> <td>10</td> <td>35.71%</td> </tr> <tr> <td>Uncertain</td> <td>0</td> <td>0%</td> </tr> <tr> <td>Disagree</td> <td>0</td> <td>0%</td> </tr> <tr> <td>Strongly Disagree</td> <td>1</td> <td>3.57%</td> </tr> </tbody> </table>	Choice	Number	Percentage	Strongly Agree	17	60.71%	Agree	10	35.71%	Uncertain	0	0%	Disagree	0	0%	Strongly Disagree	1	3.57%	<p>Legend: Strongly Agree (blue), Agree (orange), Strongly Disagree (purple)</p>
Choice	Number	Percentage																			
Strongly Agree	17	60.71%																			
Agree	10	35.71%																			
Uncertain	0	0%																			
Disagree	0	0%																			
Strongly Disagree	1	3.57%																			

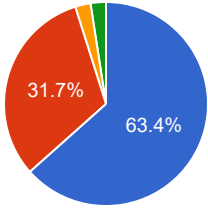
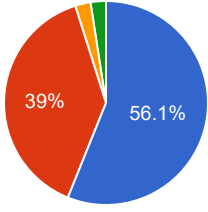
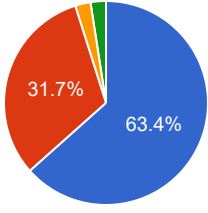
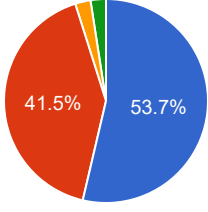
15	The syllabus clearly states course objectives requirements, procedures and grading criteria	<table border="1"> <thead> <tr> <th>Choice</th> <th>Number</th> <th>Percentage</th> </tr> </thead> <tbody> <tr> <td>Strongly Agree</td> <td>17</td> <td>60.71%</td> </tr> <tr> <td>Agree</td> <td>9</td> <td>32.14%</td> </tr> <tr> <td>Uncertain</td> <td>1</td> <td>3.57%</td> </tr> <tr> <td>Disagree</td> <td>0</td> <td>0%</td> </tr> <tr> <td>Strongly Disagree</td> <td>1</td> <td>3.57%</td> </tr> </tbody> </table>	Choice	Number	Percentage	Strongly Agree	17	60.71%	Agree	9	32.14%	Uncertain	1	3.57%	Disagree	0	0%	Strongly Disagree	1	3.57%	
Choice	Number	Percentage																			
Strongly Agree	17	60.71%																			
Agree	9	32.14%																			
Uncertain	1	3.57%																			
Disagree	0	0%																			
Strongly Disagree	1	3.57%																			
16	The course integrates theoretical course concepts with real-world applications	<table border="1"> <thead> <tr> <th>Choice</th> <th>Number</th> <th>Percentage</th> </tr> </thead> <tbody> <tr> <td>Strongly Agree</td> <td>14</td> <td>50%</td> </tr> <tr> <td>Agree</td> <td>13</td> <td>46.43%</td> </tr> <tr> <td>Uncertain</td> <td>0</td> <td>0%</td> </tr> <tr> <td>Disagree</td> <td>0</td> <td>0%</td> </tr> <tr> <td>Strongly Disagree</td> <td>1</td> <td>3.57%</td> </tr> </tbody> </table>	Choice	Number	Percentage	Strongly Agree	14	50%	Agree	13	46.43%	Uncertain	0	0%	Disagree	0	0%	Strongly Disagree	1	3.57%	
Choice	Number	Percentage																			
Strongly Agree	14	50%																			
Agree	13	46.43%																			
Uncertain	0	0%																			
Disagree	0	0%																			
Strongly Disagree	1	3.57%																			
17	The assignments and exams covered the materials presented in the course	<table border="1"> <thead> <tr> <th>Choice</th> <th>Number</th> <th>Percentage</th> </tr> </thead> <tbody> <tr> <td>Strongly Agree</td> <td>17</td> <td>60.71%</td> </tr> <tr> <td>Agree</td> <td>10</td> <td>35.71%</td> </tr> <tr> <td>Uncertain</td> <td>0</td> <td>0%</td> </tr> <tr> <td>Disagree</td> <td>0</td> <td>0%</td> </tr> <tr> <td>Strongly Disagree</td> <td>1</td> <td>3.57%</td> </tr> </tbody> </table>	Choice	Number	Percentage	Strongly Agree	17	60.71%	Agree	10	35.71%	Uncertain	0	0%	Disagree	0	0%	Strongly Disagree	1	3.57%	
Choice	Number	Percentage																			
Strongly Agree	17	60.71%																			
Agree	10	35.71%																			
Uncertain	0	0%																			
Disagree	0	0%																			
Strongly Disagree	1	3.57%																			
18	The course material is modern and updated	<table border="1"> <thead> <tr> <th>Choice</th> <th>Number</th> <th>Percentage</th> </tr> </thead> <tbody> <tr> <td>Strongly Agree</td> <td>16</td> <td>57.14%</td> </tr> <tr> <td>Agree</td> <td>11</td> <td>39.29%</td> </tr> <tr> <td>Uncertain</td> <td>0</td> <td>0%</td> </tr> <tr> <td>Disagree</td> <td>0</td> <td>0%</td> </tr> <tr> <td>Strongly Disagree</td> <td>1</td> <td>3.57%</td> </tr> </tbody> </table>	Choice	Number	Percentage	Strongly Agree	16	57.14%	Agree	11	39.29%	Uncertain	0	0%	Disagree	0	0%	Strongly Disagree	1	3.57%	
Choice	Number	Percentage																			
Strongly Agree	16	57.14%																			
Agree	11	39.29%																			
Uncertain	0	0%																			
Disagree	0	0%																			
Strongly Disagree	1	3.57%																			
Teachers Comment		Course Comment																			

Teacher Evaluation - Program: 0258

Teacher Name: SHEEBA SADAF		Course ID: ENG-106 Course Title: Introduction to English Literature - I		Session: 2017 Fall																			
Shift: Morning -- Section: A		Total Strength: 85		Attempted: 41																			
S.No	Question	Opinions			Chart																		
1	The Instructor is prepared for each class	<table border="1"> <thead> <tr> <th>Choice</th> <th>Number</th> <th>Percentage</th> </tr> </thead> <tbody> <tr> <td>Strongly Agree</td> <td>23</td> <td>56.1%</td> </tr> <tr> <td>Agree</td> <td>17</td> <td>41.46%</td> </tr> <tr> <td>Uncertain</td> <td>0</td> <td>0%</td> </tr> <tr> <td>Disagree</td> <td>1</td> <td>2.44%</td> </tr> <tr> <td>Strongly Disagree</td> <td>0</td> <td>0%</td> </tr> </tbody> </table>	Choice	Number	Percentage	Strongly Agree	23	56.1%	Agree	17	41.46%	Uncertain	0	0%	Disagree	1	2.44%	Strongly Disagree	0	0%	<p>Legend: Strongly Agree (blue), Agree (red), Disagree (green)</p>		
Choice	Number	Percentage																					
Strongly Agree	23	56.1%																					
Agree	17	41.46%																					
Uncertain	0	0%																					
Disagree	1	2.44%																					
Strongly Disagree	0	0%																					
2	The Instructor demonstrates knowledge of the subject	<table border="1"> <thead> <tr> <th>Choice</th> <th>Number</th> <th>Percentage</th> </tr> </thead> <tbody> <tr> <td>Strongly Agree</td> <td>23</td> <td>56.1%</td> </tr> <tr> <td>Agree</td> <td>17</td> <td>41.46%</td> </tr> <tr> <td>Uncertain</td> <td>0</td> <td>0%</td> </tr> <tr> <td>Disagree</td> <td>1</td> <td>2.44%</td> </tr> <tr> <td>Strongly Disagree</td> <td>0</td> <td>0%</td> </tr> </tbody> </table>	Choice	Number	Percentage	Strongly Agree	23	56.1%	Agree	17	41.46%	Uncertain	0	0%	Disagree	1	2.44%	Strongly Disagree	0	0%	<p>Legend: Strongly Agree (blue), Agree (red), Disagree (green)</p>		
Choice	Number	Percentage																					
Strongly Agree	23	56.1%																					
Agree	17	41.46%																					
Uncertain	0	0%																					
Disagree	1	2.44%																					
Strongly Disagree	0	0%																					
3	The Instructor has completed the whole course	<table border="1"> <thead> <tr> <th>Choice</th> <th>Number</th> <th>Percentage</th> </tr> </thead> <tbody> <tr> <td>Strongly Agree</td> <td>22</td> <td>53.66%</td> </tr> <tr> <td>Agree</td> <td>18</td> <td>43.9%</td> </tr> <tr> <td>Uncertain</td> <td>0</td> <td>0%</td> </tr> <tr> <td>Disagree</td> <td>1</td> <td>2.44%</td> </tr> <tr> <td>Strongly Disagree</td> <td>0</td> <td>0%</td> </tr> </tbody> </table>	Choice	Number	Percentage	Strongly Agree	22	53.66%	Agree	18	43.9%	Uncertain	0	0%	Disagree	1	2.44%	Strongly Disagree	0	0%	<p>Legend: Strongly Agree (blue), Agree (red), Disagree (green)</p>		
Choice	Number	Percentage																					
Strongly Agree	22	53.66%																					
Agree	18	43.9%																					
Uncertain	0	0%																					
Disagree	1	2.44%																					
Strongly Disagree	0	0%																					
4	The Instructor provides additional material apart from the textbook	<table border="1"> <thead> <tr> <th>Choice</th> <th>Number</th> <th>Percentage</th> </tr> </thead> <tbody> <tr> <td>Strongly Agree</td> <td>26</td> <td>63.41%</td> </tr> <tr> <td>Agree</td> <td>14</td> <td>34.15%</td> </tr> <tr> <td>Uncertain</td> <td>0</td> <td>0%</td> </tr> <tr> <td>Disagree</td> <td>1</td> <td>2.44%</td> </tr> <tr> <td>Strongly Disagree</td> <td>0</td> <td>0%</td> </tr> </tbody> </table>	Choice	Number	Percentage	Strongly Agree	26	63.41%	Agree	14	34.15%	Uncertain	0	0%	Disagree	1	2.44%	Strongly Disagree	0	0%	<p>Legend: Strongly Agree (blue), Agree (red), Disagree (green)</p>		
Choice	Number	Percentage																					
Strongly Agree	26	63.41%																					
Agree	14	34.15%																					
Uncertain	0	0%																					
Disagree	1	2.44%																					
Strongly Disagree	0	0%																					

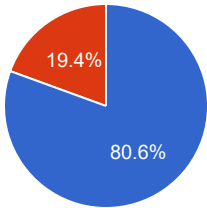
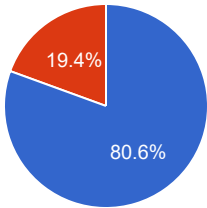
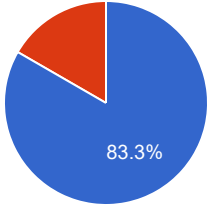
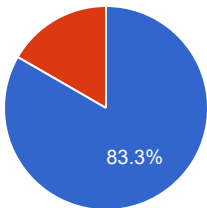
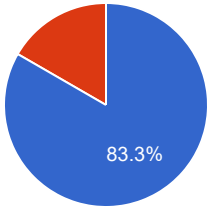
5	The Instructor gives citations regarding current situations with reference to Pakistani context	<table border="1"> <thead> <tr> <th>Choice</th> <th>Number</th> <th>Percentage</th> </tr> </thead> <tbody> <tr> <td>Strongly Agree</td> <td>25</td> <td>60.98%</td> </tr> <tr> <td>Agree</td> <td>15</td> <td>36.59%</td> </tr> <tr> <td>Uncertain</td> <td>0</td> <td>0%</td> </tr> <tr> <td>Disagree</td> <td>1</td> <td>2.44%</td> </tr> <tr> <td>Strongly Disagree</td> <td>0</td> <td>0%</td> </tr> </tbody> </table>	Choice	Number	Percentage	Strongly Agree	25	60.98%	Agree	15	36.59%	Uncertain	0	0%	Disagree	1	2.44%	Strongly Disagree	0	0%	<p>Legend: Strongly Agree (blue), Agree (red), Disagree (green)</p>
Choice	Number	Percentage																			
Strongly Agree	25	60.98%																			
Agree	15	36.59%																			
Uncertain	0	0%																			
Disagree	1	2.44%																			
Strongly Disagree	0	0%																			
6	The Instructor communicates the subject matter effectively	<table border="1"> <thead> <tr> <th>Choice</th> <th>Number</th> <th>Percentage</th> </tr> </thead> <tbody> <tr> <td>Strongly Agree</td> <td>27</td> <td>65.85%</td> </tr> <tr> <td>Agree</td> <td>13</td> <td>31.71%</td> </tr> <tr> <td>Uncertain</td> <td>0</td> <td>0%</td> </tr> <tr> <td>Disagree</td> <td>1</td> <td>2.44%</td> </tr> <tr> <td>Strongly Disagree</td> <td>0</td> <td>0%</td> </tr> </tbody> </table>	Choice	Number	Percentage	Strongly Agree	27	65.85%	Agree	13	31.71%	Uncertain	0	0%	Disagree	1	2.44%	Strongly Disagree	0	0%	<p>Legend: Strongly Agree (blue), Agree (red), Disagree (green)</p>
Choice	Number	Percentage																			
Strongly Agree	27	65.85%																			
Agree	13	31.71%																			
Uncertain	0	0%																			
Disagree	1	2.44%																			
Strongly Disagree	0	0%																			
7	The Instructor shows respect towards students and encourages class participation	<table border="1"> <thead> <tr> <th>Choice</th> <th>Number</th> <th>Percentage</th> </tr> </thead> <tbody> <tr> <td>Strongly Agree</td> <td>24</td> <td>58.54%</td> </tr> <tr> <td>Agree</td> <td>16</td> <td>39.02%</td> </tr> <tr> <td>Uncertain</td> <td>0</td> <td>0%</td> </tr> <tr> <td>Disagree</td> <td>1</td> <td>2.44%</td> </tr> <tr> <td>Strongly Disagree</td> <td>0</td> <td>0%</td> </tr> </tbody> </table>	Choice	Number	Percentage	Strongly Agree	24	58.54%	Agree	16	39.02%	Uncertain	0	0%	Disagree	1	2.44%	Strongly Disagree	0	0%	<p>Legend: Strongly Agree (blue), Agree (red), Disagree (green)</p>
Choice	Number	Percentage																			
Strongly Agree	24	58.54%																			
Agree	16	39.02%																			
Uncertain	0	0%																			
Disagree	1	2.44%																			
Strongly Disagree	0	0%																			
8	The Instructor maintains an environment that is conducive to learning	<table border="1"> <thead> <tr> <th>Choice</th> <th>Number</th> <th>Percentage</th> </tr> </thead> <tbody> <tr> <td>Strongly Agree</td> <td>26</td> <td>63.41%</td> </tr> <tr> <td>Agree</td> <td>14</td> <td>34.15%</td> </tr> <tr> <td>Uncertain</td> <td>0</td> <td>0%</td> </tr> <tr> <td>Disagree</td> <td>1</td> <td>2.44%</td> </tr> <tr> <td>Strongly Disagree</td> <td>0</td> <td>0%</td> </tr> </tbody> </table>	Choice	Number	Percentage	Strongly Agree	26	63.41%	Agree	14	34.15%	Uncertain	0	0%	Disagree	1	2.44%	Strongly Disagree	0	0%	<p>Legend: Strongly Agree (blue), Agree (red), Disagree (green)</p>
Choice	Number	Percentage																			
Strongly Agree	26	63.41%																			
Agree	14	34.15%																			
Uncertain	0	0%																			
Disagree	1	2.44%																			
Strongly Disagree	0	0%																			
9	The Instructor arrives on time	<table border="1"> <thead> <tr> <th>Choice</th> <th>Number</th> <th>Percentage</th> </tr> </thead> <tbody> <tr> <td>Strongly Agree</td> <td>21</td> <td>51.22%</td> </tr> <tr> <td>Agree</td> <td>19</td> <td>46.34%</td> </tr> <tr> <td>Uncertain</td> <td>0</td> <td>0%</td> </tr> <tr> <td>Disagree</td> <td>1</td> <td>2.44%</td> </tr> <tr> <td>Strongly Disagree</td> <td>0</td> <td>0%</td> </tr> </tbody> </table>	Choice	Number	Percentage	Strongly Agree	21	51.22%	Agree	19	46.34%	Uncertain	0	0%	Disagree	1	2.44%	Strongly Disagree	0	0%	<p>Legend: Strongly Agree (blue), Agree (red), Disagree (green)</p>
Choice	Number	Percentage																			
Strongly Agree	21	51.22%																			
Agree	19	46.34%																			
Uncertain	0	0%																			
Disagree	1	2.44%																			
Strongly Disagree	0	0%																			

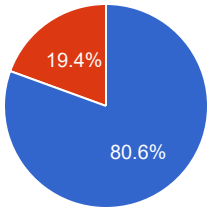
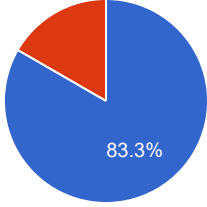
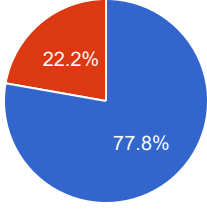
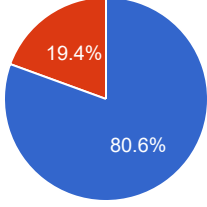
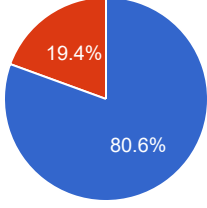
10	The Instructor leaves on time	<table border="1"> <thead> <tr> <th>Choice</th> <th>Number</th> <th>Percentage</th> </tr> </thead> <tbody> <tr> <td>Strongly Agree</td> <td>23</td> <td>56.1%</td> </tr> <tr> <td>Agree</td> <td>17</td> <td>41.46%</td> </tr> <tr> <td>Uncertain</td> <td>0</td> <td>0%</td> </tr> <tr> <td>Disagree</td> <td>1</td> <td>2.44%</td> </tr> <tr> <td>Strongly Disagree</td> <td>0</td> <td>0%</td> </tr> </tbody> </table>	Choice	Number	Percentage	Strongly Agree	23	56.1%	Agree	17	41.46%	Uncertain	0	0%	Disagree	1	2.44%	Strongly Disagree	0	0%	<p>Legend: Strongly Agree (blue), Agree (red), Disagree (green)</p>
Choice	Number	Percentage																			
Strongly Agree	23	56.1%																			
Agree	17	41.46%																			
Uncertain	0	0%																			
Disagree	1	2.44%																			
Strongly Disagree	0	0%																			
11	The Instructor is fair in examination	<table border="1"> <thead> <tr> <th>Choice</th> <th>Number</th> <th>Percentage</th> </tr> </thead> <tbody> <tr> <td>Strongly Agree</td> <td>21</td> <td>51.22%</td> </tr> <tr> <td>Agree</td> <td>18</td> <td>43.9%</td> </tr> <tr> <td>Uncertain</td> <td>1</td> <td>2.44%</td> </tr> <tr> <td>Disagree</td> <td>1</td> <td>2.44%</td> </tr> <tr> <td>Strongly Disagree</td> <td>0</td> <td>0%</td> </tr> </tbody> </table>	Choice	Number	Percentage	Strongly Agree	21	51.22%	Agree	18	43.9%	Uncertain	1	2.44%	Disagree	1	2.44%	Strongly Disagree	0	0%	<p>Legend: Strongly Agree (blue), Agree (red), Uncertain (yellow), Disagree (green)</p>
Choice	Number	Percentage																			
Strongly Agree	21	51.22%																			
Agree	18	43.9%																			
Uncertain	1	2.44%																			
Disagree	1	2.44%																			
Strongly Disagree	0	0%																			
12	The Instructor returns the graded scripts etc. in a reasonable amount of time	<table border="1"> <thead> <tr> <th>Choice</th> <th>Number</th> <th>Percentage</th> </tr> </thead> <tbody> <tr> <td>Strongly Agree</td> <td>22</td> <td>53.66%</td> </tr> <tr> <td>Agree</td> <td>17</td> <td>41.46%</td> </tr> <tr> <td>Uncertain</td> <td>1</td> <td>2.44%</td> </tr> <tr> <td>Disagree</td> <td>1</td> <td>2.44%</td> </tr> <tr> <td>Strongly Disagree</td> <td>0</td> <td>0%</td> </tr> </tbody> </table>	Choice	Number	Percentage	Strongly Agree	22	53.66%	Agree	17	41.46%	Uncertain	1	2.44%	Disagree	1	2.44%	Strongly Disagree	0	0%	<p>Legend: Strongly Agree (blue), Agree (red), Uncertain (yellow), Disagree (green)</p>
Choice	Number	Percentage																			
Strongly Agree	22	53.66%																			
Agree	17	41.46%																			
Uncertain	1	2.44%																			
Disagree	1	2.44%																			
Strongly Disagree	0	0%																			
13	The Instructor was available during the specified office hours and for after class consultations	<table border="1"> <thead> <tr> <th>Choice</th> <th>Number</th> <th>Percentage</th> </tr> </thead> <tbody> <tr> <td>Strongly Agree</td> <td>25</td> <td>60.98%</td> </tr> <tr> <td>Agree</td> <td>14</td> <td>34.15%</td> </tr> <tr> <td>Uncertain</td> <td>1</td> <td>2.44%</td> </tr> <tr> <td>Disagree</td> <td>1</td> <td>2.44%</td> </tr> <tr> <td>Strongly Disagree</td> <td>0</td> <td>0%</td> </tr> </tbody> </table>	Choice	Number	Percentage	Strongly Agree	25	60.98%	Agree	14	34.15%	Uncertain	1	2.44%	Disagree	1	2.44%	Strongly Disagree	0	0%	<p>Legend: Strongly Agree (blue), Agree (red), Uncertain (yellow), Disagree (green)</p>
Choice	Number	Percentage																			
Strongly Agree	25	60.98%																			
Agree	14	34.15%																			
Uncertain	1	2.44%																			
Disagree	1	2.44%																			
Strongly Disagree	0	0%																			
14	The Subject matter presented in the course has increased your knowledge of the subject	<table border="1"> <thead> <tr> <th>Choice</th> <th>Number</th> <th>Percentage</th> </tr> </thead> <tbody> <tr> <td>Strongly Agree</td> <td>23</td> <td>56.1%</td> </tr> <tr> <td>Agree</td> <td>16</td> <td>39.02%</td> </tr> <tr> <td>Uncertain</td> <td>1</td> <td>2.44%</td> </tr> <tr> <td>Disagree</td> <td>1</td> <td>2.44%</td> </tr> <tr> <td>Strongly Disagree</td> <td>0</td> <td>0%</td> </tr> </tbody> </table>	Choice	Number	Percentage	Strongly Agree	23	56.1%	Agree	16	39.02%	Uncertain	1	2.44%	Disagree	1	2.44%	Strongly Disagree	0	0%	<p>Legend: Strongly Agree (blue), Agree (red), Uncertain (yellow), Disagree (green)</p>
Choice	Number	Percentage																			
Strongly Agree	23	56.1%																			
Agree	16	39.02%																			
Uncertain	1	2.44%																			
Disagree	1	2.44%																			
Strongly Disagree	0	0%																			

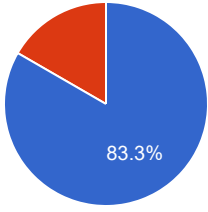
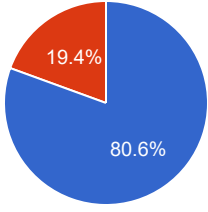
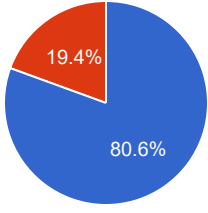
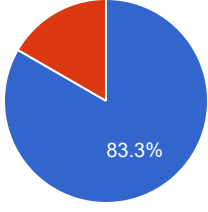
15	The syllabus clearly states course objectives requirements, procedures and grading criteria	<table border="1"> <thead> <tr> <th>Choice</th> <th>Number</th> <th>Percentage</th> </tr> </thead> <tbody> <tr> <td>Strongly Agree</td> <td>26</td> <td>63.41%</td> </tr> <tr> <td>Agree</td> <td>13</td> <td>31.71%</td> </tr> <tr> <td>Uncertain</td> <td>1</td> <td>2.44%</td> </tr> <tr> <td>Disagree</td> <td>1</td> <td>2.44%</td> </tr> <tr> <td>Strongly Disagree</td> <td>0</td> <td>0%</td> </tr> </tbody> </table>	Choice	Number	Percentage	Strongly Agree	26	63.41%	Agree	13	31.71%	Uncertain	1	2.44%	Disagree	1	2.44%	Strongly Disagree	0	0%	 <p> ● Stron... ● Agree ● Unce... ● Disa... </p>
Choice	Number	Percentage																			
Strongly Agree	26	63.41%																			
Agree	13	31.71%																			
Uncertain	1	2.44%																			
Disagree	1	2.44%																			
Strongly Disagree	0	0%																			
16	The course integrates theoretical course concepts with real-world applications	<table border="1"> <thead> <tr> <th>Choice</th> <th>Number</th> <th>Percentage</th> </tr> </thead> <tbody> <tr> <td>Strongly Agree</td> <td>23</td> <td>56.1%</td> </tr> <tr> <td>Agree</td> <td>16</td> <td>39.02%</td> </tr> <tr> <td>Uncertain</td> <td>1</td> <td>2.44%</td> </tr> <tr> <td>Disagree</td> <td>1</td> <td>2.44%</td> </tr> <tr> <td>Strongly Disagree</td> <td>0</td> <td>0%</td> </tr> </tbody> </table>	Choice	Number	Percentage	Strongly Agree	23	56.1%	Agree	16	39.02%	Uncertain	1	2.44%	Disagree	1	2.44%	Strongly Disagree	0	0%	 <p> ● Stron... ● Agree ● Unce... ● Disa... </p>
Choice	Number	Percentage																			
Strongly Agree	23	56.1%																			
Agree	16	39.02%																			
Uncertain	1	2.44%																			
Disagree	1	2.44%																			
Strongly Disagree	0	0%																			
17	The assignments and exams covered the materials presented in the course	<table border="1"> <thead> <tr> <th>Choice</th> <th>Number</th> <th>Percentage</th> </tr> </thead> <tbody> <tr> <td>Strongly Agree</td> <td>26</td> <td>63.41%</td> </tr> <tr> <td>Agree</td> <td>13</td> <td>31.71%</td> </tr> <tr> <td>Uncertain</td> <td>1</td> <td>2.44%</td> </tr> <tr> <td>Disagree</td> <td>1</td> <td>2.44%</td> </tr> <tr> <td>Strongly Disagree</td> <td>0</td> <td>0%</td> </tr> </tbody> </table>	Choice	Number	Percentage	Strongly Agree	26	63.41%	Agree	13	31.71%	Uncertain	1	2.44%	Disagree	1	2.44%	Strongly Disagree	0	0%	 <p> ● Stron... ● Agree ● Unce... ● Disa... </p>
Choice	Number	Percentage																			
Strongly Agree	26	63.41%																			
Agree	13	31.71%																			
Uncertain	1	2.44%																			
Disagree	1	2.44%																			
Strongly Disagree	0	0%																			
18	The course material is modern and updated	<table border="1"> <thead> <tr> <th>Choice</th> <th>Number</th> <th>Percentage</th> </tr> </thead> <tbody> <tr> <td>Strongly Agree</td> <td>22</td> <td>53.66%</td> </tr> <tr> <td>Agree</td> <td>17</td> <td>41.46%</td> </tr> <tr> <td>Uncertain</td> <td>1</td> <td>2.44%</td> </tr> <tr> <td>Disagree</td> <td>1</td> <td>2.44%</td> </tr> <tr> <td>Strongly Disagree</td> <td>0</td> <td>0%</td> </tr> </tbody> </table>	Choice	Number	Percentage	Strongly Agree	22	53.66%	Agree	17	41.46%	Uncertain	1	2.44%	Disagree	1	2.44%	Strongly Disagree	0	0%	 <p> ● Stron... ● Agree ● Unce... ● Disa... </p>
Choice	Number	Percentage																			
Strongly Agree	22	53.66%																			
Agree	17	41.46%																			
Uncertain	1	2.44%																			
Disagree	1	2.44%																			
Strongly Disagree	0	0%																			
Teachers Comment		Course Comment																			

Teacher Evaluation - Program: 0258

Teacher Name: SHEEBA SADAF		Course ID: ENG-106 Course Title: Introduction to English Literature - I		Session: 2017 Fall																			
Shift: Morning -- Section: B		Total Strength: 85		Attempted: 36																			
S.No	Question	Opinions			Chart																		
1	The Instructor is prepared for each class	<table border="1"> <thead> <tr> <th>Choice</th> <th>Number</th> <th>Percentage</th> </tr> </thead> <tbody> <tr> <td>Strongly Agree</td> <td>29</td> <td>80.56%</td> </tr> <tr> <td>Agree</td> <td>7</td> <td>19.44%</td> </tr> <tr> <td>Uncertain</td> <td>0</td> <td>0%</td> </tr> <tr> <td>Disagree</td> <td>0</td> <td>0%</td> </tr> <tr> <td>Strongly Disagree</td> <td>0</td> <td>0%</td> </tr> </tbody> </table>	Choice	Number	Percentage	Strongly Agree	29	80.56%	Agree	7	19.44%	Uncertain	0	0%	Disagree	0	0%	Strongly Disagree	0	0%	<p>A pie chart with two segments: a large blue segment representing 80.6% (Strongly Agree) and a smaller red segment representing 19.4% (Agree). A legend to the right shows a blue circle for 'Stron...' and a red circle for 'Agree'.</p>		
Choice	Number	Percentage																					
Strongly Agree	29	80.56%																					
Agree	7	19.44%																					
Uncertain	0	0%																					
Disagree	0	0%																					
Strongly Disagree	0	0%																					
2	The Instructor demonstrates knowledge of the subject	<table border="1"> <thead> <tr> <th>Choice</th> <th>Number</th> <th>Percentage</th> </tr> </thead> <tbody> <tr> <td>Strongly Agree</td> <td>29</td> <td>80.56%</td> </tr> <tr> <td>Agree</td> <td>7</td> <td>19.44%</td> </tr> <tr> <td>Uncertain</td> <td>0</td> <td>0%</td> </tr> <tr> <td>Disagree</td> <td>0</td> <td>0%</td> </tr> <tr> <td>Strongly Disagree</td> <td>0</td> <td>0%</td> </tr> </tbody> </table>	Choice	Number	Percentage	Strongly Agree	29	80.56%	Agree	7	19.44%	Uncertain	0	0%	Disagree	0	0%	Strongly Disagree	0	0%	<p>A pie chart with two segments: a large blue segment representing 80.6% (Strongly Agree) and a smaller red segment representing 19.4% (Agree). A legend to the right shows a blue circle for 'Stron...' and a red circle for 'Agree'.</p>		
Choice	Number	Percentage																					
Strongly Agree	29	80.56%																					
Agree	7	19.44%																					
Uncertain	0	0%																					
Disagree	0	0%																					
Strongly Disagree	0	0%																					
3	The Instructor has completed the whole course	<table border="1"> <thead> <tr> <th>Choice</th> <th>Number</th> <th>Percentage</th> </tr> </thead> <tbody> <tr> <td>Strongly Agree</td> <td>29</td> <td>80.56%</td> </tr> <tr> <td>Agree</td> <td>7</td> <td>19.44%</td> </tr> <tr> <td>Uncertain</td> <td>0</td> <td>0%</td> </tr> <tr> <td>Disagree</td> <td>0</td> <td>0%</td> </tr> <tr> <td>Strongly Disagree</td> <td>0</td> <td>0%</td> </tr> </tbody> </table>	Choice	Number	Percentage	Strongly Agree	29	80.56%	Agree	7	19.44%	Uncertain	0	0%	Disagree	0	0%	Strongly Disagree	0	0%	<p>A pie chart with two segments: a large blue segment representing 80.6% (Strongly Agree) and a smaller red segment representing 19.4% (Agree). A legend to the right shows a blue circle for 'Stron...' and a red circle for 'Agree'.</p>		
Choice	Number	Percentage																					
Strongly Agree	29	80.56%																					
Agree	7	19.44%																					
Uncertain	0	0%																					
Disagree	0	0%																					
Strongly Disagree	0	0%																					
4	The Instructor provides additional material apart from the textbook	<table border="1"> <thead> <tr> <th>Choice</th> <th>Number</th> <th>Percentage</th> </tr> </thead> <tbody> <tr> <td>Strongly Agree</td> <td>29</td> <td>80.56%</td> </tr> <tr> <td>Agree</td> <td>7</td> <td>19.44%</td> </tr> <tr> <td>Uncertain</td> <td>0</td> <td>0%</td> </tr> <tr> <td>Disagree</td> <td>0</td> <td>0%</td> </tr> <tr> <td>Strongly Disagree</td> <td>0</td> <td>0%</td> </tr> </tbody> </table>	Choice	Number	Percentage	Strongly Agree	29	80.56%	Agree	7	19.44%	Uncertain	0	0%	Disagree	0	0%	Strongly Disagree	0	0%	<p>A pie chart with two segments: a large blue segment representing 80.6% (Strongly Agree) and a smaller red segment representing 19.4% (Agree). A legend to the right shows a blue circle for 'Stron...' and a red circle for 'Agree'.</p>		
Choice	Number	Percentage																					
Strongly Agree	29	80.56%																					
Agree	7	19.44%																					
Uncertain	0	0%																					
Disagree	0	0%																					
Strongly Disagree	0	0%																					

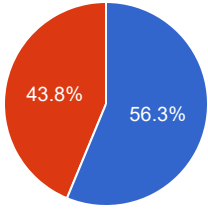
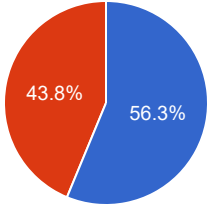
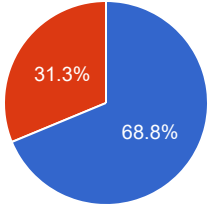
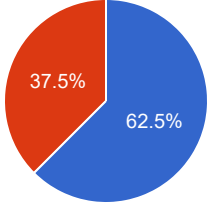
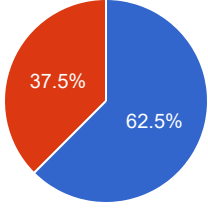
5	The Instructor gives citations regarding current situations with reference to Pakistani context	<table border="1"> <thead> <tr> <th>Choice</th> <th>Number</th> <th>Percentage</th> </tr> </thead> <tbody> <tr> <td>Strongly Agree</td> <td>29</td> <td>80.56%</td> </tr> <tr> <td>Agree</td> <td>7</td> <td>19.44%</td> </tr> <tr> <td>Uncertain</td> <td>0</td> <td>0%</td> </tr> <tr> <td>Disagree</td> <td>0</td> <td>0%</td> </tr> <tr> <td>Strongly Disagree</td> <td>0</td> <td>0%</td> </tr> </tbody> </table>	Choice	Number	Percentage	Strongly Agree	29	80.56%	Agree	7	19.44%	Uncertain	0	0%	Disagree	0	0%	Strongly Disagree	0	0%	 <p>● Stron... ● Agree</p>
Choice	Number	Percentage																			
Strongly Agree	29	80.56%																			
Agree	7	19.44%																			
Uncertain	0	0%																			
Disagree	0	0%																			
Strongly Disagree	0	0%																			
6	The Instructor communicates the subject matter effectively	<table border="1"> <thead> <tr> <th>Choice</th> <th>Number</th> <th>Percentage</th> </tr> </thead> <tbody> <tr> <td>Strongly Agree</td> <td>29</td> <td>80.56%</td> </tr> <tr> <td>Agree</td> <td>7</td> <td>19.44%</td> </tr> <tr> <td>Uncertain</td> <td>0</td> <td>0%</td> </tr> <tr> <td>Disagree</td> <td>0</td> <td>0%</td> </tr> <tr> <td>Strongly Disagree</td> <td>0</td> <td>0%</td> </tr> </tbody> </table>	Choice	Number	Percentage	Strongly Agree	29	80.56%	Agree	7	19.44%	Uncertain	0	0%	Disagree	0	0%	Strongly Disagree	0	0%	 <p>● Stron... ● Agree</p>
Choice	Number	Percentage																			
Strongly Agree	29	80.56%																			
Agree	7	19.44%																			
Uncertain	0	0%																			
Disagree	0	0%																			
Strongly Disagree	0	0%																			
7	The Instructor shows respect towards students and encourages class participation	<table border="1"> <thead> <tr> <th>Choice</th> <th>Number</th> <th>Percentage</th> </tr> </thead> <tbody> <tr> <td>Strongly Agree</td> <td>30</td> <td>83.33%</td> </tr> <tr> <td>Agree</td> <td>6</td> <td>16.67%</td> </tr> <tr> <td>Uncertain</td> <td>0</td> <td>0%</td> </tr> <tr> <td>Disagree</td> <td>0</td> <td>0%</td> </tr> <tr> <td>Strongly Disagree</td> <td>0</td> <td>0%</td> </tr> </tbody> </table>	Choice	Number	Percentage	Strongly Agree	30	83.33%	Agree	6	16.67%	Uncertain	0	0%	Disagree	0	0%	Strongly Disagree	0	0%	 <p>● Stron... ● Agree</p>
Choice	Number	Percentage																			
Strongly Agree	30	83.33%																			
Agree	6	16.67%																			
Uncertain	0	0%																			
Disagree	0	0%																			
Strongly Disagree	0	0%																			
8	The Instructor maintains an environment that is conducive to learning	<table border="1"> <thead> <tr> <th>Choice</th> <th>Number</th> <th>Percentage</th> </tr> </thead> <tbody> <tr> <td>Strongly Agree</td> <td>30</td> <td>83.33%</td> </tr> <tr> <td>Agree</td> <td>6</td> <td>16.67%</td> </tr> <tr> <td>Uncertain</td> <td>0</td> <td>0%</td> </tr> <tr> <td>Disagree</td> <td>0</td> <td>0%</td> </tr> <tr> <td>Strongly Disagree</td> <td>0</td> <td>0%</td> </tr> </tbody> </table>	Choice	Number	Percentage	Strongly Agree	30	83.33%	Agree	6	16.67%	Uncertain	0	0%	Disagree	0	0%	Strongly Disagree	0	0%	 <p>● Stron... ● Agree</p>
Choice	Number	Percentage																			
Strongly Agree	30	83.33%																			
Agree	6	16.67%																			
Uncertain	0	0%																			
Disagree	0	0%																			
Strongly Disagree	0	0%																			
9	The Instructor arrives on time	<table border="1"> <thead> <tr> <th>Choice</th> <th>Number</th> <th>Percentage</th> </tr> </thead> <tbody> <tr> <td>Strongly Agree</td> <td>30</td> <td>83.33%</td> </tr> <tr> <td>Agree</td> <td>6</td> <td>16.67%</td> </tr> <tr> <td>Uncertain</td> <td>0</td> <td>0%</td> </tr> <tr> <td>Disagree</td> <td>0</td> <td>0%</td> </tr> <tr> <td>Strongly Disagree</td> <td>0</td> <td>0%</td> </tr> </tbody> </table>	Choice	Number	Percentage	Strongly Agree	30	83.33%	Agree	6	16.67%	Uncertain	0	0%	Disagree	0	0%	Strongly Disagree	0	0%	 <p>● Stron... ● Agree</p>
Choice	Number	Percentage																			
Strongly Agree	30	83.33%																			
Agree	6	16.67%																			
Uncertain	0	0%																			
Disagree	0	0%																			
Strongly Disagree	0	0%																			

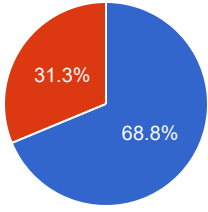
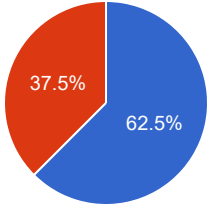
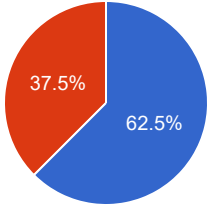
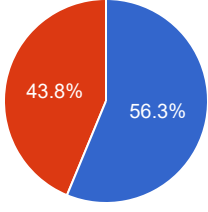
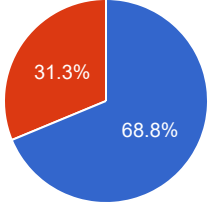
10	The Instructor leaves on time	<table border="1"> <thead> <tr> <th>Choice</th> <th>Number</th> <th>Percentage</th> </tr> </thead> <tbody> <tr> <td>Strongly Agree</td> <td>29</td> <td>80.56%</td> </tr> <tr> <td>Agree</td> <td>7</td> <td>19.44%</td> </tr> <tr> <td>Uncertain</td> <td>0</td> <td>0%</td> </tr> <tr> <td>Disagree</td> <td>0</td> <td>0%</td> </tr> <tr> <td>Strongly Disagree</td> <td>0</td> <td>0%</td> </tr> </tbody> </table>	Choice	Number	Percentage	Strongly Agree	29	80.56%	Agree	7	19.44%	Uncertain	0	0%	Disagree	0	0%	Strongly Disagree	0	0%	 <p>● Stron... ● Agree</p>
Choice	Number	Percentage																			
Strongly Agree	29	80.56%																			
Agree	7	19.44%																			
Uncertain	0	0%																			
Disagree	0	0%																			
Strongly Disagree	0	0%																			
11	The Instructor is fair in examination	<table border="1"> <thead> <tr> <th>Choice</th> <th>Number</th> <th>Percentage</th> </tr> </thead> <tbody> <tr> <td>Strongly Agree</td> <td>30</td> <td>83.33%</td> </tr> <tr> <td>Agree</td> <td>6</td> <td>16.67%</td> </tr> <tr> <td>Uncertain</td> <td>0</td> <td>0%</td> </tr> <tr> <td>Disagree</td> <td>0</td> <td>0%</td> </tr> <tr> <td>Strongly Disagree</td> <td>0</td> <td>0%</td> </tr> </tbody> </table>	Choice	Number	Percentage	Strongly Agree	30	83.33%	Agree	6	16.67%	Uncertain	0	0%	Disagree	0	0%	Strongly Disagree	0	0%	 <p>● Stron... ● Agree</p>
Choice	Number	Percentage																			
Strongly Agree	30	83.33%																			
Agree	6	16.67%																			
Uncertain	0	0%																			
Disagree	0	0%																			
Strongly Disagree	0	0%																			
12	The Instructor returns the graded scripts etc. in a reasonable amount of time	<table border="1"> <thead> <tr> <th>Choice</th> <th>Number</th> <th>Percentage</th> </tr> </thead> <tbody> <tr> <td>Strongly Agree</td> <td>28</td> <td>77.78%</td> </tr> <tr> <td>Agree</td> <td>8</td> <td>22.22%</td> </tr> <tr> <td>Uncertain</td> <td>0</td> <td>0%</td> </tr> <tr> <td>Disagree</td> <td>0</td> <td>0%</td> </tr> <tr> <td>Strongly Disagree</td> <td>0</td> <td>0%</td> </tr> </tbody> </table>	Choice	Number	Percentage	Strongly Agree	28	77.78%	Agree	8	22.22%	Uncertain	0	0%	Disagree	0	0%	Strongly Disagree	0	0%	 <p>● Stron... ● Agree</p>
Choice	Number	Percentage																			
Strongly Agree	28	77.78%																			
Agree	8	22.22%																			
Uncertain	0	0%																			
Disagree	0	0%																			
Strongly Disagree	0	0%																			
13	The Instructor was available during the specified office hours and for after class consultations	<table border="1"> <thead> <tr> <th>Choice</th> <th>Number</th> <th>Percentage</th> </tr> </thead> <tbody> <tr> <td>Strongly Agree</td> <td>29</td> <td>80.56%</td> </tr> <tr> <td>Agree</td> <td>7</td> <td>19.44%</td> </tr> <tr> <td>Uncertain</td> <td>0</td> <td>0%</td> </tr> <tr> <td>Disagree</td> <td>0</td> <td>0%</td> </tr> <tr> <td>Strongly Disagree</td> <td>0</td> <td>0%</td> </tr> </tbody> </table>	Choice	Number	Percentage	Strongly Agree	29	80.56%	Agree	7	19.44%	Uncertain	0	0%	Disagree	0	0%	Strongly Disagree	0	0%	 <p>● Stron... ● Agree</p>
Choice	Number	Percentage																			
Strongly Agree	29	80.56%																			
Agree	7	19.44%																			
Uncertain	0	0%																			
Disagree	0	0%																			
Strongly Disagree	0	0%																			
14	The Subject matter presented in the course has increased your knowledge of the subject	<table border="1"> <thead> <tr> <th>Choice</th> <th>Number</th> <th>Percentage</th> </tr> </thead> <tbody> <tr> <td>Strongly Agree</td> <td>29</td> <td>80.56%</td> </tr> <tr> <td>Agree</td> <td>7</td> <td>19.44%</td> </tr> <tr> <td>Uncertain</td> <td>0</td> <td>0%</td> </tr> <tr> <td>Disagree</td> <td>0</td> <td>0%</td> </tr> <tr> <td>Strongly Disagree</td> <td>0</td> <td>0%</td> </tr> </tbody> </table>	Choice	Number	Percentage	Strongly Agree	29	80.56%	Agree	7	19.44%	Uncertain	0	0%	Disagree	0	0%	Strongly Disagree	0	0%	 <p>● Stron... ● Agree</p>
Choice	Number	Percentage																			
Strongly Agree	29	80.56%																			
Agree	7	19.44%																			
Uncertain	0	0%																			
Disagree	0	0%																			
Strongly Disagree	0	0%																			

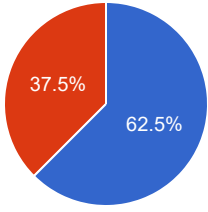
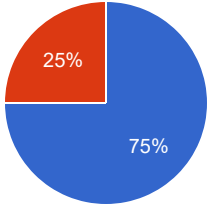
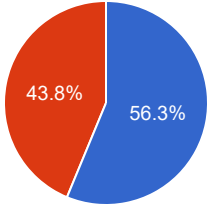
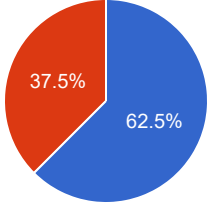
15	The syllabus clearly states course objectives requirements, procedures and grading criteria	<table border="1"> <thead> <tr> <th>Choice</th> <th>Number</th> <th>Percentage</th> </tr> </thead> <tbody> <tr> <td>Strongly Agree</td> <td>30</td> <td>83.33%</td> </tr> <tr> <td>Agree</td> <td>6</td> <td>16.67%</td> </tr> <tr> <td>Uncertain</td> <td>0</td> <td>0%</td> </tr> <tr> <td>Disagree</td> <td>0</td> <td>0%</td> </tr> <tr> <td>Strongly Disagree</td> <td>0</td> <td>0%</td> </tr> </tbody> </table>	Choice	Number	Percentage	Strongly Agree	30	83.33%	Agree	6	16.67%	Uncertain	0	0%	Disagree	0	0%	Strongly Disagree	0	0%	 <p>83.3%</p> <ul style="list-style-type: none"> ● Stron... ● Agree
Choice	Number	Percentage																			
Strongly Agree	30	83.33%																			
Agree	6	16.67%																			
Uncertain	0	0%																			
Disagree	0	0%																			
Strongly Disagree	0	0%																			
16	The course integrates theoretical course concepts with real-world applications	<table border="1"> <thead> <tr> <th>Choice</th> <th>Number</th> <th>Percentage</th> </tr> </thead> <tbody> <tr> <td>Strongly Agree</td> <td>29</td> <td>80.56%</td> </tr> <tr> <td>Agree</td> <td>7</td> <td>19.44%</td> </tr> <tr> <td>Uncertain</td> <td>0</td> <td>0%</td> </tr> <tr> <td>Disagree</td> <td>0</td> <td>0%</td> </tr> <tr> <td>Strongly Disagree</td> <td>0</td> <td>0%</td> </tr> </tbody> </table>	Choice	Number	Percentage	Strongly Agree	29	80.56%	Agree	7	19.44%	Uncertain	0	0%	Disagree	0	0%	Strongly Disagree	0	0%	 <p>80.6%</p> <ul style="list-style-type: none"> ● Stron... ● Agree
Choice	Number	Percentage																			
Strongly Agree	29	80.56%																			
Agree	7	19.44%																			
Uncertain	0	0%																			
Disagree	0	0%																			
Strongly Disagree	0	0%																			
17	The assignments and exams covered the materials presented in the course	<table border="1"> <thead> <tr> <th>Choice</th> <th>Number</th> <th>Percentage</th> </tr> </thead> <tbody> <tr> <td>Strongly Agree</td> <td>29</td> <td>80.56%</td> </tr> <tr> <td>Agree</td> <td>7</td> <td>19.44%</td> </tr> <tr> <td>Uncertain</td> <td>0</td> <td>0%</td> </tr> <tr> <td>Disagree</td> <td>0</td> <td>0%</td> </tr> <tr> <td>Strongly Disagree</td> <td>0</td> <td>0%</td> </tr> </tbody> </table>	Choice	Number	Percentage	Strongly Agree	29	80.56%	Agree	7	19.44%	Uncertain	0	0%	Disagree	0	0%	Strongly Disagree	0	0%	 <p>80.6%</p> <ul style="list-style-type: none"> ● Stron... ● Agree
Choice	Number	Percentage																			
Strongly Agree	29	80.56%																			
Agree	7	19.44%																			
Uncertain	0	0%																			
Disagree	0	0%																			
Strongly Disagree	0	0%																			
18	The course material is modern and updated	<table border="1"> <thead> <tr> <th>Choice</th> <th>Number</th> <th>Percentage</th> </tr> </thead> <tbody> <tr> <td>Strongly Agree</td> <td>30</td> <td>83.33%</td> </tr> <tr> <td>Agree</td> <td>6</td> <td>16.67%</td> </tr> <tr> <td>Uncertain</td> <td>0</td> <td>0%</td> </tr> <tr> <td>Disagree</td> <td>0</td> <td>0%</td> </tr> <tr> <td>Strongly Disagree</td> <td>0</td> <td>0%</td> </tr> </tbody> </table>	Choice	Number	Percentage	Strongly Agree	30	83.33%	Agree	6	16.67%	Uncertain	0	0%	Disagree	0	0%	Strongly Disagree	0	0%	 <p>83.3%</p> <ul style="list-style-type: none"> ● Stron... ● Agree
Choice	Number	Percentage																			
Strongly Agree	30	83.33%																			
Agree	6	16.67%																			
Uncertain	0	0%																			
Disagree	0	0%																			
Strongly Disagree	0	0%																			
Teachers Comment		Course Comment																			

Teacher Evaluation - Program: 0258

Teacher Name: RAHIL KASHIF		Course ID: ENG-307 Course Title: Literary Criticism		Session: 2017 Fall																			
Shift: Morning -- Section:		Total Strength: 18		Attempted: 16																			
S.No	Question	Opinions			Chart																		
1	The Instructor is prepared for each class	<table border="1"> <thead> <tr> <th>Choice</th> <th>Number</th> <th>Percentage</th> </tr> </thead> <tbody> <tr> <td>Strongly Agree</td> <td>13</td> <td>81.25%</td> </tr> <tr> <td>Agree</td> <td>3</td> <td>18.75%</td> </tr> <tr> <td>Uncertain</td> <td>0</td> <td>0%</td> </tr> <tr> <td>Disagree</td> <td>0</td> <td>0%</td> </tr> <tr> <td>Strongly Disagree</td> <td>0</td> <td>0%</td> </tr> </tbody> </table>	Choice	Number	Percentage	Strongly Agree	13	81.25%	Agree	3	18.75%	Uncertain	0	0%	Disagree	0	0%	Strongly Disagree	0	0%	<p>A pie chart with two segments: a large blue segment representing 'Strongly Agree' at 81.3% and a smaller red segment representing 'Agree' at 18.7%. A legend to the right shows a blue circle for 'Stron...' and a red circle for 'Agree'.</p>		
Choice	Number	Percentage																					
Strongly Agree	13	81.25%																					
Agree	3	18.75%																					
Uncertain	0	0%																					
Disagree	0	0%																					
Strongly Disagree	0	0%																					
2	The Instructor demonstrates knowledge of the subject	<table border="1"> <thead> <tr> <th>Choice</th> <th>Number</th> <th>Percentage</th> </tr> </thead> <tbody> <tr> <td>Strongly Agree</td> <td>9</td> <td>56.25%</td> </tr> <tr> <td>Agree</td> <td>7</td> <td>43.75%</td> </tr> <tr> <td>Uncertain</td> <td>0</td> <td>0%</td> </tr> <tr> <td>Disagree</td> <td>0</td> <td>0%</td> </tr> <tr> <td>Strongly Disagree</td> <td>0</td> <td>0%</td> </tr> </tbody> </table>	Choice	Number	Percentage	Strongly Agree	9	56.25%	Agree	7	43.75%	Uncertain	0	0%	Disagree	0	0%	Strongly Disagree	0	0%	<p>A pie chart with two segments: a blue segment representing 'Strongly Agree' at 56.3% and a red segment representing 'Agree' at 43.8%. A legend to the right shows a blue circle for 'Stron...' and a red circle for 'Agree'.</p>		
Choice	Number	Percentage																					
Strongly Agree	9	56.25%																					
Agree	7	43.75%																					
Uncertain	0	0%																					
Disagree	0	0%																					
Strongly Disagree	0	0%																					
3	The Instructor has completed the whole course	<table border="1"> <thead> <tr> <th>Choice</th> <th>Number</th> <th>Percentage</th> </tr> </thead> <tbody> <tr> <td>Strongly Agree</td> <td>8</td> <td>50%</td> </tr> <tr> <td>Agree</td> <td>8</td> <td>50%</td> </tr> <tr> <td>Uncertain</td> <td>0</td> <td>0%</td> </tr> <tr> <td>Disagree</td> <td>0</td> <td>0%</td> </tr> <tr> <td>Strongly Disagree</td> <td>0</td> <td>0%</td> </tr> </tbody> </table>	Choice	Number	Percentage	Strongly Agree	8	50%	Agree	8	50%	Uncertain	0	0%	Disagree	0	0%	Strongly Disagree	0	0%	<p>A pie chart with two equal segments: a blue segment representing 'Strongly Agree' at 50% and a red segment representing 'Agree' at 50%. A legend to the right shows a blue circle for 'Stron...' and a red circle for 'Agree'.</p>		
Choice	Number	Percentage																					
Strongly Agree	8	50%																					
Agree	8	50%																					
Uncertain	0	0%																					
Disagree	0	0%																					
Strongly Disagree	0	0%																					
4	The Instructor provides additional material apart from the textbook	<table border="1"> <thead> <tr> <th>Choice</th> <th>Number</th> <th>Percentage</th> </tr> </thead> <tbody> <tr> <td>Strongly Agree</td> <td>10</td> <td>62.5%</td> </tr> <tr> <td>Agree</td> <td>6</td> <td>37.5%</td> </tr> <tr> <td>Uncertain</td> <td>0</td> <td>0%</td> </tr> <tr> <td>Disagree</td> <td>0</td> <td>0%</td> </tr> <tr> <td>Strongly Disagree</td> <td>0</td> <td>0%</td> </tr> </tbody> </table>	Choice	Number	Percentage	Strongly Agree	10	62.5%	Agree	6	37.5%	Uncertain	0	0%	Disagree	0	0%	Strongly Disagree	0	0%	<p>A pie chart with two segments: a blue segment representing 'Strongly Agree' at 62.5% and a red segment representing 'Agree' at 37.5%. A legend to the right shows a blue circle for 'Stron...' and a red circle for 'Agree'.</p>		
Choice	Number	Percentage																					
Strongly Agree	10	62.5%																					
Agree	6	37.5%																					
Uncertain	0	0%																					
Disagree	0	0%																					
Strongly Disagree	0	0%																					

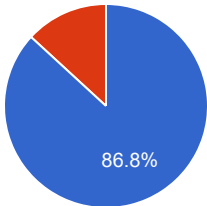
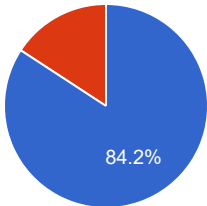
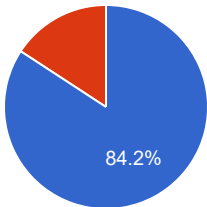
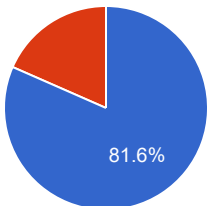
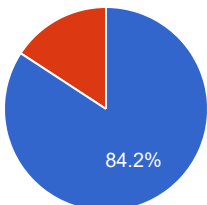
5	The Instructor gives citations regarding current situations with reference to Pakistani context	<table border="1"> <thead> <tr> <th>Choice</th> <th>Number</th> <th>Percentage</th> </tr> </thead> <tbody> <tr> <td>Strongly Agree</td> <td>9</td> <td>56.25%</td> </tr> <tr> <td>Agree</td> <td>7</td> <td>43.75%</td> </tr> <tr> <td>Uncertain</td> <td>0</td> <td>0%</td> </tr> <tr> <td>Disagree</td> <td>0</td> <td>0%</td> </tr> <tr> <td>Strongly Disagree</td> <td>0</td> <td>0%</td> </tr> </tbody> </table>	Choice	Number	Percentage	Strongly Agree	9	56.25%	Agree	7	43.75%	Uncertain	0	0%	Disagree	0	0%	Strongly Disagree	0	0%	 <p>● Stron... ● Agree</p>
Choice	Number	Percentage																			
Strongly Agree	9	56.25%																			
Agree	7	43.75%																			
Uncertain	0	0%																			
Disagree	0	0%																			
Strongly Disagree	0	0%																			
6	The Instructor communicates the subject matter effectively	<table border="1"> <thead> <tr> <th>Choice</th> <th>Number</th> <th>Percentage</th> </tr> </thead> <tbody> <tr> <td>Strongly Agree</td> <td>9</td> <td>56.25%</td> </tr> <tr> <td>Agree</td> <td>7</td> <td>43.75%</td> </tr> <tr> <td>Uncertain</td> <td>0</td> <td>0%</td> </tr> <tr> <td>Disagree</td> <td>0</td> <td>0%</td> </tr> <tr> <td>Strongly Disagree</td> <td>0</td> <td>0%</td> </tr> </tbody> </table>	Choice	Number	Percentage	Strongly Agree	9	56.25%	Agree	7	43.75%	Uncertain	0	0%	Disagree	0	0%	Strongly Disagree	0	0%	 <p>● Stron... ● Agree</p>
Choice	Number	Percentage																			
Strongly Agree	9	56.25%																			
Agree	7	43.75%																			
Uncertain	0	0%																			
Disagree	0	0%																			
Strongly Disagree	0	0%																			
7	The Instructor shows respect towards students and encourages class participation	<table border="1"> <thead> <tr> <th>Choice</th> <th>Number</th> <th>Percentage</th> </tr> </thead> <tbody> <tr> <td>Strongly Agree</td> <td>11</td> <td>68.75%</td> </tr> <tr> <td>Agree</td> <td>5</td> <td>31.25%</td> </tr> <tr> <td>Uncertain</td> <td>0</td> <td>0%</td> </tr> <tr> <td>Disagree</td> <td>0</td> <td>0%</td> </tr> <tr> <td>Strongly Disagree</td> <td>0</td> <td>0%</td> </tr> </tbody> </table>	Choice	Number	Percentage	Strongly Agree	11	68.75%	Agree	5	31.25%	Uncertain	0	0%	Disagree	0	0%	Strongly Disagree	0	0%	 <p>● Stron... ● Agree</p>
Choice	Number	Percentage																			
Strongly Agree	11	68.75%																			
Agree	5	31.25%																			
Uncertain	0	0%																			
Disagree	0	0%																			
Strongly Disagree	0	0%																			
8	The Instructor maintains an environment that is conducive to learning	<table border="1"> <thead> <tr> <th>Choice</th> <th>Number</th> <th>Percentage</th> </tr> </thead> <tbody> <tr> <td>Strongly Agree</td> <td>10</td> <td>62.5%</td> </tr> <tr> <td>Agree</td> <td>6</td> <td>37.5%</td> </tr> <tr> <td>Uncertain</td> <td>0</td> <td>0%</td> </tr> <tr> <td>Disagree</td> <td>0</td> <td>0%</td> </tr> <tr> <td>Strongly Disagree</td> <td>0</td> <td>0%</td> </tr> </tbody> </table>	Choice	Number	Percentage	Strongly Agree	10	62.5%	Agree	6	37.5%	Uncertain	0	0%	Disagree	0	0%	Strongly Disagree	0	0%	 <p>● Stron... ● Agree</p>
Choice	Number	Percentage																			
Strongly Agree	10	62.5%																			
Agree	6	37.5%																			
Uncertain	0	0%																			
Disagree	0	0%																			
Strongly Disagree	0	0%																			
9	The Instructor arrives on time	<table border="1"> <thead> <tr> <th>Choice</th> <th>Number</th> <th>Percentage</th> </tr> </thead> <tbody> <tr> <td>Strongly Agree</td> <td>10</td> <td>62.5%</td> </tr> <tr> <td>Agree</td> <td>6</td> <td>37.5%</td> </tr> <tr> <td>Uncertain</td> <td>0</td> <td>0%</td> </tr> <tr> <td>Disagree</td> <td>0</td> <td>0%</td> </tr> <tr> <td>Strongly Disagree</td> <td>0</td> <td>0%</td> </tr> </tbody> </table>	Choice	Number	Percentage	Strongly Agree	10	62.5%	Agree	6	37.5%	Uncertain	0	0%	Disagree	0	0%	Strongly Disagree	0	0%	 <p>● Stron... ● Agree</p>
Choice	Number	Percentage																			
Strongly Agree	10	62.5%																			
Agree	6	37.5%																			
Uncertain	0	0%																			
Disagree	0	0%																			
Strongly Disagree	0	0%																			

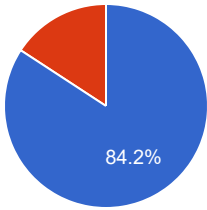
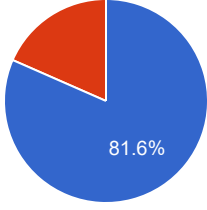
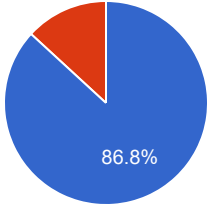
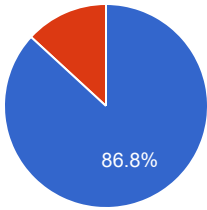
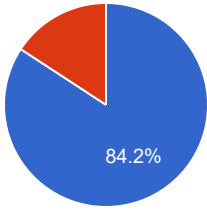
10	The Instructor leaves on time	<table border="1"> <thead> <tr> <th>Choice</th> <th>Number</th> <th>Percentage</th> </tr> </thead> <tbody> <tr> <td>Strongly Agree</td> <td>11</td> <td>68.75%</td> </tr> <tr> <td>Agree</td> <td>5</td> <td>31.25%</td> </tr> <tr> <td>Uncertain</td> <td>0</td> <td>0%</td> </tr> <tr> <td>Disagree</td> <td>0</td> <td>0%</td> </tr> <tr> <td>Strongly Disagree</td> <td>0</td> <td>0%</td> </tr> </tbody> </table>	Choice	Number	Percentage	Strongly Agree	11	68.75%	Agree	5	31.25%	Uncertain	0	0%	Disagree	0	0%	Strongly Disagree	0	0%	 <p>● Stron... ● Agree</p>
Choice	Number	Percentage																			
Strongly Agree	11	68.75%																			
Agree	5	31.25%																			
Uncertain	0	0%																			
Disagree	0	0%																			
Strongly Disagree	0	0%																			
11	The Instructor is fair in examination	<table border="1"> <thead> <tr> <th>Choice</th> <th>Number</th> <th>Percentage</th> </tr> </thead> <tbody> <tr> <td>Strongly Agree</td> <td>10</td> <td>62.5%</td> </tr> <tr> <td>Agree</td> <td>6</td> <td>37.5%</td> </tr> <tr> <td>Uncertain</td> <td>0</td> <td>0%</td> </tr> <tr> <td>Disagree</td> <td>0</td> <td>0%</td> </tr> <tr> <td>Strongly Disagree</td> <td>0</td> <td>0%</td> </tr> </tbody> </table>	Choice	Number	Percentage	Strongly Agree	10	62.5%	Agree	6	37.5%	Uncertain	0	0%	Disagree	0	0%	Strongly Disagree	0	0%	 <p>● Stron... ● Agree</p>
Choice	Number	Percentage																			
Strongly Agree	10	62.5%																			
Agree	6	37.5%																			
Uncertain	0	0%																			
Disagree	0	0%																			
Strongly Disagree	0	0%																			
12	The Instructor returns the graded scripts etc. in a reasonable amount of time	<table border="1"> <thead> <tr> <th>Choice</th> <th>Number</th> <th>Percentage</th> </tr> </thead> <tbody> <tr> <td>Strongly Agree</td> <td>10</td> <td>62.5%</td> </tr> <tr> <td>Agree</td> <td>6</td> <td>37.5%</td> </tr> <tr> <td>Uncertain</td> <td>0</td> <td>0%</td> </tr> <tr> <td>Disagree</td> <td>0</td> <td>0%</td> </tr> <tr> <td>Strongly Disagree</td> <td>0</td> <td>0%</td> </tr> </tbody> </table>	Choice	Number	Percentage	Strongly Agree	10	62.5%	Agree	6	37.5%	Uncertain	0	0%	Disagree	0	0%	Strongly Disagree	0	0%	 <p>● Stron... ● Agree</p>
Choice	Number	Percentage																			
Strongly Agree	10	62.5%																			
Agree	6	37.5%																			
Uncertain	0	0%																			
Disagree	0	0%																			
Strongly Disagree	0	0%																			
13	The Instructor was available during the specified office hours and for after class consultations	<table border="1"> <thead> <tr> <th>Choice</th> <th>Number</th> <th>Percentage</th> </tr> </thead> <tbody> <tr> <td>Strongly Agree</td> <td>9</td> <td>56.25%</td> </tr> <tr> <td>Agree</td> <td>7</td> <td>43.75%</td> </tr> <tr> <td>Uncertain</td> <td>0</td> <td>0%</td> </tr> <tr> <td>Disagree</td> <td>0</td> <td>0%</td> </tr> <tr> <td>Strongly Disagree</td> <td>0</td> <td>0%</td> </tr> </tbody> </table>	Choice	Number	Percentage	Strongly Agree	9	56.25%	Agree	7	43.75%	Uncertain	0	0%	Disagree	0	0%	Strongly Disagree	0	0%	 <p>● Stron... ● Agree</p>
Choice	Number	Percentage																			
Strongly Agree	9	56.25%																			
Agree	7	43.75%																			
Uncertain	0	0%																			
Disagree	0	0%																			
Strongly Disagree	0	0%																			
14	The Subject matter presented in the course has increased your knowledge of the subject	<table border="1"> <thead> <tr> <th>Choice</th> <th>Number</th> <th>Percentage</th> </tr> </thead> <tbody> <tr> <td>Strongly Agree</td> <td>11</td> <td>68.75%</td> </tr> <tr> <td>Agree</td> <td>5</td> <td>31.25%</td> </tr> <tr> <td>Uncertain</td> <td>0</td> <td>0%</td> </tr> <tr> <td>Disagree</td> <td>0</td> <td>0%</td> </tr> <tr> <td>Strongly Disagree</td> <td>0</td> <td>0%</td> </tr> </tbody> </table>	Choice	Number	Percentage	Strongly Agree	11	68.75%	Agree	5	31.25%	Uncertain	0	0%	Disagree	0	0%	Strongly Disagree	0	0%	 <p>● Stron... ● Agree</p>
Choice	Number	Percentage																			
Strongly Agree	11	68.75%																			
Agree	5	31.25%																			
Uncertain	0	0%																			
Disagree	0	0%																			
Strongly Disagree	0	0%																			

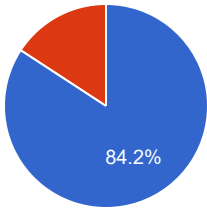
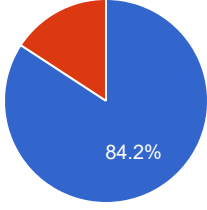
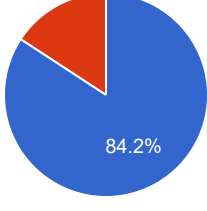
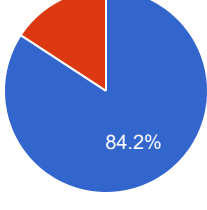
15	The syllabus clearly states course objectives requirements, procedures and grading criteria	<table border="1"> <thead> <tr> <th>Choice</th> <th>Number</th> <th>Percentage</th> </tr> </thead> <tbody> <tr> <td>Strongly Agree</td> <td>10</td> <td>62.5%</td> </tr> <tr> <td>Agree</td> <td>6</td> <td>37.5%</td> </tr> <tr> <td>Uncertain</td> <td>0</td> <td>0%</td> </tr> <tr> <td>Disagree</td> <td>0</td> <td>0%</td> </tr> <tr> <td>Strongly Disagree</td> <td>0</td> <td>0%</td> </tr> </tbody> </table>	Choice	Number	Percentage	Strongly Agree	10	62.5%	Agree	6	37.5%	Uncertain	0	0%	Disagree	0	0%	Strongly Disagree	0	0%	 <p>● Stron... ● Agree</p>
Choice	Number	Percentage																			
Strongly Agree	10	62.5%																			
Agree	6	37.5%																			
Uncertain	0	0%																			
Disagree	0	0%																			
Strongly Disagree	0	0%																			
16	The course integrates theoretical course concepts with real-world applications	<table border="1"> <thead> <tr> <th>Choice</th> <th>Number</th> <th>Percentage</th> </tr> </thead> <tbody> <tr> <td>Strongly Agree</td> <td>12</td> <td>75%</td> </tr> <tr> <td>Agree</td> <td>4</td> <td>25%</td> </tr> <tr> <td>Uncertain</td> <td>0</td> <td>0%</td> </tr> <tr> <td>Disagree</td> <td>0</td> <td>0%</td> </tr> <tr> <td>Strongly Disagree</td> <td>0</td> <td>0%</td> </tr> </tbody> </table>	Choice	Number	Percentage	Strongly Agree	12	75%	Agree	4	25%	Uncertain	0	0%	Disagree	0	0%	Strongly Disagree	0	0%	 <p>● Stron... ● Agree</p>
Choice	Number	Percentage																			
Strongly Agree	12	75%																			
Agree	4	25%																			
Uncertain	0	0%																			
Disagree	0	0%																			
Strongly Disagree	0	0%																			
17	The assignments and exams covered the materials presented in the course	<table border="1"> <thead> <tr> <th>Choice</th> <th>Number</th> <th>Percentage</th> </tr> </thead> <tbody> <tr> <td>Strongly Agree</td> <td>9</td> <td>56.25%</td> </tr> <tr> <td>Agree</td> <td>7</td> <td>43.75%</td> </tr> <tr> <td>Uncertain</td> <td>0</td> <td>0%</td> </tr> <tr> <td>Disagree</td> <td>0</td> <td>0%</td> </tr> <tr> <td>Strongly Disagree</td> <td>0</td> <td>0%</td> </tr> </tbody> </table>	Choice	Number	Percentage	Strongly Agree	9	56.25%	Agree	7	43.75%	Uncertain	0	0%	Disagree	0	0%	Strongly Disagree	0	0%	 <p>● Stron... ● Agree</p>
Choice	Number	Percentage																			
Strongly Agree	9	56.25%																			
Agree	7	43.75%																			
Uncertain	0	0%																			
Disagree	0	0%																			
Strongly Disagree	0	0%																			
18	The course material is modern and updated	<table border="1"> <thead> <tr> <th>Choice</th> <th>Number</th> <th>Percentage</th> </tr> </thead> <tbody> <tr> <td>Strongly Agree</td> <td>10</td> <td>62.5%</td> </tr> <tr> <td>Agree</td> <td>6</td> <td>37.5%</td> </tr> <tr> <td>Uncertain</td> <td>0</td> <td>0%</td> </tr> <tr> <td>Disagree</td> <td>0</td> <td>0%</td> </tr> <tr> <td>Strongly Disagree</td> <td>0</td> <td>0%</td> </tr> </tbody> </table>	Choice	Number	Percentage	Strongly Agree	10	62.5%	Agree	6	37.5%	Uncertain	0	0%	Disagree	0	0%	Strongly Disagree	0	0%	 <p>● Stron... ● Agree</p>
Choice	Number	Percentage																			
Strongly Agree	10	62.5%																			
Agree	6	37.5%																			
Uncertain	0	0%																			
Disagree	0	0%																			
Strongly Disagree	0	0%																			
Teachers Comment		Course Comment																			

Teacher Evaluation - Program: 0258

Teacher Name: ZUNNOORAIN KHAN		Course ID: MGT-104 Course Title: Entrepreneurship - I		Session: 2017 Fall																			
Shift: Morning -- Section: B		Total Strength: 42		Attempted: 38																			
S.No	Question	Opinions			Chart																		
1	The Instructor is prepared for each class	<table border="1"> <thead> <tr> <th>Choice</th> <th>Number</th> <th>Percentage</th> </tr> </thead> <tbody> <tr> <td>Strongly Agree</td> <td>33</td> <td>86.84%</td> </tr> <tr> <td>Agree</td> <td>5</td> <td>13.16%</td> </tr> <tr> <td>Uncertain</td> <td>0</td> <td>0%</td> </tr> <tr> <td>Disagree</td> <td>0</td> <td>0%</td> </tr> <tr> <td>Strongly Disagree</td> <td>0</td> <td>0%</td> </tr> </tbody> </table>	Choice	Number	Percentage	Strongly Agree	33	86.84%	Agree	5	13.16%	Uncertain	0	0%	Disagree	0	0%	Strongly Disagree	0	0%	<p>A pie chart with a legend. The legend shows a blue circle for 'Stron...' and a red circle for 'Agree'. The chart shows a large blue slice representing 86.8% and a smaller red slice representing 13.16%.</p>		
Choice	Number	Percentage																					
Strongly Agree	33	86.84%																					
Agree	5	13.16%																					
Uncertain	0	0%																					
Disagree	0	0%																					
Strongly Disagree	0	0%																					
2	The Instructor demonstrates knowledge of the subject	<table border="1"> <thead> <tr> <th>Choice</th> <th>Number</th> <th>Percentage</th> </tr> </thead> <tbody> <tr> <td>Strongly Agree</td> <td>32</td> <td>84.21%</td> </tr> <tr> <td>Agree</td> <td>6</td> <td>15.79%</td> </tr> <tr> <td>Uncertain</td> <td>0</td> <td>0%</td> </tr> <tr> <td>Disagree</td> <td>0</td> <td>0%</td> </tr> <tr> <td>Strongly Disagree</td> <td>0</td> <td>0%</td> </tr> </tbody> </table>	Choice	Number	Percentage	Strongly Agree	32	84.21%	Agree	6	15.79%	Uncertain	0	0%	Disagree	0	0%	Strongly Disagree	0	0%	<p>A pie chart with a legend. The legend shows a blue circle for 'Stron...' and a red circle for 'Agree'. The chart shows a large blue slice representing 84.2% and a smaller red slice representing 15.79%.</p>		
Choice	Number	Percentage																					
Strongly Agree	32	84.21%																					
Agree	6	15.79%																					
Uncertain	0	0%																					
Disagree	0	0%																					
Strongly Disagree	0	0%																					
3	The Instructor has completed the whole course	<table border="1"> <thead> <tr> <th>Choice</th> <th>Number</th> <th>Percentage</th> </tr> </thead> <tbody> <tr> <td>Strongly Agree</td> <td>31</td> <td>81.58%</td> </tr> <tr> <td>Agree</td> <td>7</td> <td>18.42%</td> </tr> <tr> <td>Uncertain</td> <td>0</td> <td>0%</td> </tr> <tr> <td>Disagree</td> <td>0</td> <td>0%</td> </tr> <tr> <td>Strongly Disagree</td> <td>0</td> <td>0%</td> </tr> </tbody> </table>	Choice	Number	Percentage	Strongly Agree	31	81.58%	Agree	7	18.42%	Uncertain	0	0%	Disagree	0	0%	Strongly Disagree	0	0%	<p>A pie chart with a legend. The legend shows a blue circle for 'Stron...' and a red circle for 'Agree'. The chart shows a large blue slice representing 81.6% and a smaller red slice representing 18.42%.</p>		
Choice	Number	Percentage																					
Strongly Agree	31	81.58%																					
Agree	7	18.42%																					
Uncertain	0	0%																					
Disagree	0	0%																					
Strongly Disagree	0	0%																					
4	The Instructor provides additional material apart from the textbook	<table border="1"> <thead> <tr> <th>Choice</th> <th>Number</th> <th>Percentage</th> </tr> </thead> <tbody> <tr> <td>Strongly Agree</td> <td>31</td> <td>81.58%</td> </tr> <tr> <td>Agree</td> <td>7</td> <td>18.42%</td> </tr> <tr> <td>Uncertain</td> <td>0</td> <td>0%</td> </tr> <tr> <td>Disagree</td> <td>0</td> <td>0%</td> </tr> <tr> <td>Strongly Disagree</td> <td>0</td> <td>0%</td> </tr> </tbody> </table>	Choice	Number	Percentage	Strongly Agree	31	81.58%	Agree	7	18.42%	Uncertain	0	0%	Disagree	0	0%	Strongly Disagree	0	0%	<p>A pie chart with a legend. The legend shows a blue circle for 'Stron...' and a red circle for 'Agree'. The chart shows a large blue slice representing 81.6% and a smaller red slice representing 18.42%.</p>		
Choice	Number	Percentage																					
Strongly Agree	31	81.58%																					
Agree	7	18.42%																					
Uncertain	0	0%																					
Disagree	0	0%																					
Strongly Disagree	0	0%																					

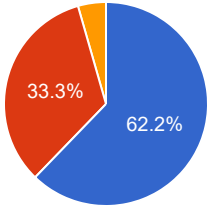
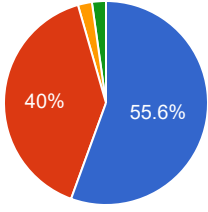
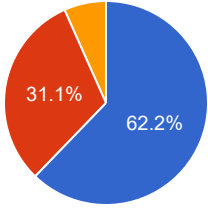
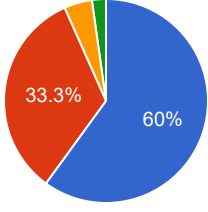
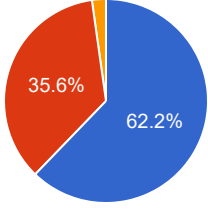
5	The Instructor gives citations regarding current situations with reference to Pakistani context	<table border="1"> <thead> <tr> <th>Choice</th> <th>Number</th> <th>Percentage</th> </tr> </thead> <tbody> <tr> <td>Strongly Agree</td> <td>33</td> <td>86.84%</td> </tr> <tr> <td>Agree</td> <td>5</td> <td>13.16%</td> </tr> <tr> <td>Uncertain</td> <td>0</td> <td>0%</td> </tr> <tr> <td>Disagree</td> <td>0</td> <td>0%</td> </tr> <tr> <td>Strongly Disagree</td> <td>0</td> <td>0%</td> </tr> </tbody> </table>	Choice	Number	Percentage	Strongly Agree	33	86.84%	Agree	5	13.16%	Uncertain	0	0%	Disagree	0	0%	Strongly Disagree	0	0%	 <p>86.8%</p> <ul style="list-style-type: none"> ● Stron... ● Agree
Choice	Number	Percentage																			
Strongly Agree	33	86.84%																			
Agree	5	13.16%																			
Uncertain	0	0%																			
Disagree	0	0%																			
Strongly Disagree	0	0%																			
6	The Instructor communicates the subject matter effectively	<table border="1"> <thead> <tr> <th>Choice</th> <th>Number</th> <th>Percentage</th> </tr> </thead> <tbody> <tr> <td>Strongly Agree</td> <td>32</td> <td>84.21%</td> </tr> <tr> <td>Agree</td> <td>6</td> <td>15.79%</td> </tr> <tr> <td>Uncertain</td> <td>0</td> <td>0%</td> </tr> <tr> <td>Disagree</td> <td>0</td> <td>0%</td> </tr> <tr> <td>Strongly Disagree</td> <td>0</td> <td>0%</td> </tr> </tbody> </table>	Choice	Number	Percentage	Strongly Agree	32	84.21%	Agree	6	15.79%	Uncertain	0	0%	Disagree	0	0%	Strongly Disagree	0	0%	 <p>84.2%</p> <ul style="list-style-type: none"> ● Stron... ● Agree
Choice	Number	Percentage																			
Strongly Agree	32	84.21%																			
Agree	6	15.79%																			
Uncertain	0	0%																			
Disagree	0	0%																			
Strongly Disagree	0	0%																			
7	The Instructor shows respect towards students and encourages class participation	<table border="1"> <thead> <tr> <th>Choice</th> <th>Number</th> <th>Percentage</th> </tr> </thead> <tbody> <tr> <td>Strongly Agree</td> <td>32</td> <td>84.21%</td> </tr> <tr> <td>Agree</td> <td>6</td> <td>15.79%</td> </tr> <tr> <td>Uncertain</td> <td>0</td> <td>0%</td> </tr> <tr> <td>Disagree</td> <td>0</td> <td>0%</td> </tr> <tr> <td>Strongly Disagree</td> <td>0</td> <td>0%</td> </tr> </tbody> </table>	Choice	Number	Percentage	Strongly Agree	32	84.21%	Agree	6	15.79%	Uncertain	0	0%	Disagree	0	0%	Strongly Disagree	0	0%	 <p>84.2%</p> <ul style="list-style-type: none"> ● Stron... ● Agree
Choice	Number	Percentage																			
Strongly Agree	32	84.21%																			
Agree	6	15.79%																			
Uncertain	0	0%																			
Disagree	0	0%																			
Strongly Disagree	0	0%																			
8	The Instructor maintains an environment that is conducive to learning	<table border="1"> <thead> <tr> <th>Choice</th> <th>Number</th> <th>Percentage</th> </tr> </thead> <tbody> <tr> <td>Strongly Agree</td> <td>31</td> <td>81.58%</td> </tr> <tr> <td>Agree</td> <td>7</td> <td>18.42%</td> </tr> <tr> <td>Uncertain</td> <td>0</td> <td>0%</td> </tr> <tr> <td>Disagree</td> <td>0</td> <td>0%</td> </tr> <tr> <td>Strongly Disagree</td> <td>0</td> <td>0%</td> </tr> </tbody> </table>	Choice	Number	Percentage	Strongly Agree	31	81.58%	Agree	7	18.42%	Uncertain	0	0%	Disagree	0	0%	Strongly Disagree	0	0%	 <p>81.6%</p> <ul style="list-style-type: none"> ● Stron... ● Agree
Choice	Number	Percentage																			
Strongly Agree	31	81.58%																			
Agree	7	18.42%																			
Uncertain	0	0%																			
Disagree	0	0%																			
Strongly Disagree	0	0%																			
9	The Instructor arrives on time	<table border="1"> <thead> <tr> <th>Choice</th> <th>Number</th> <th>Percentage</th> </tr> </thead> <tbody> <tr> <td>Strongly Agree</td> <td>32</td> <td>84.21%</td> </tr> <tr> <td>Agree</td> <td>6</td> <td>15.79%</td> </tr> <tr> <td>Uncertain</td> <td>0</td> <td>0%</td> </tr> <tr> <td>Disagree</td> <td>0</td> <td>0%</td> </tr> <tr> <td>Strongly Disagree</td> <td>0</td> <td>0%</td> </tr> </tbody> </table>	Choice	Number	Percentage	Strongly Agree	32	84.21%	Agree	6	15.79%	Uncertain	0	0%	Disagree	0	0%	Strongly Disagree	0	0%	 <p>84.2%</p> <ul style="list-style-type: none"> ● Stron... ● Agree
Choice	Number	Percentage																			
Strongly Agree	32	84.21%																			
Agree	6	15.79%																			
Uncertain	0	0%																			
Disagree	0	0%																			
Strongly Disagree	0	0%																			

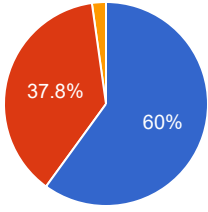
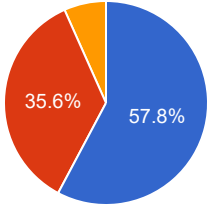
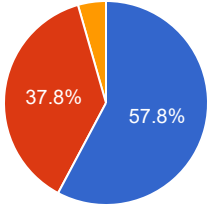
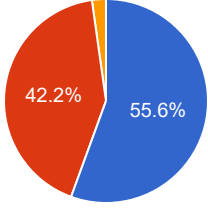
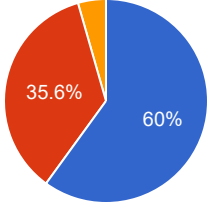
10	The Instructor leaves on time	<table border="1"> <thead> <tr> <th>Choice</th> <th>Number</th> <th>Percentage</th> </tr> </thead> <tbody> <tr> <td>Strongly Agree</td> <td>32</td> <td>84.21%</td> </tr> <tr> <td>Agree</td> <td>6</td> <td>15.79%</td> </tr> <tr> <td>Uncertain</td> <td>0</td> <td>0%</td> </tr> <tr> <td>Disagree</td> <td>0</td> <td>0%</td> </tr> <tr> <td>Strongly Disagree</td> <td>0</td> <td>0%</td> </tr> </tbody> </table>	Choice	Number	Percentage	Strongly Agree	32	84.21%	Agree	6	15.79%	Uncertain	0	0%	Disagree	0	0%	Strongly Disagree	0	0%	 <p>84.2%</p> <ul style="list-style-type: none"> ● Stron... ● Agree
Choice	Number	Percentage																			
Strongly Agree	32	84.21%																			
Agree	6	15.79%																			
Uncertain	0	0%																			
Disagree	0	0%																			
Strongly Disagree	0	0%																			
11	The Instructor is fair in examination	<table border="1"> <thead> <tr> <th>Choice</th> <th>Number</th> <th>Percentage</th> </tr> </thead> <tbody> <tr> <td>Strongly Agree</td> <td>31</td> <td>81.58%</td> </tr> <tr> <td>Agree</td> <td>7</td> <td>18.42%</td> </tr> <tr> <td>Uncertain</td> <td>0</td> <td>0%</td> </tr> <tr> <td>Disagree</td> <td>0</td> <td>0%</td> </tr> <tr> <td>Strongly Disagree</td> <td>0</td> <td>0%</td> </tr> </tbody> </table>	Choice	Number	Percentage	Strongly Agree	31	81.58%	Agree	7	18.42%	Uncertain	0	0%	Disagree	0	0%	Strongly Disagree	0	0%	 <p>81.6%</p> <ul style="list-style-type: none"> ● Stron... ● Agree
Choice	Number	Percentage																			
Strongly Agree	31	81.58%																			
Agree	7	18.42%																			
Uncertain	0	0%																			
Disagree	0	0%																			
Strongly Disagree	0	0%																			
12	The Instructor returns the graded scripts etc. in a reasonable amount of time	<table border="1"> <thead> <tr> <th>Choice</th> <th>Number</th> <th>Percentage</th> </tr> </thead> <tbody> <tr> <td>Strongly Agree</td> <td>33</td> <td>86.84%</td> </tr> <tr> <td>Agree</td> <td>5</td> <td>13.16%</td> </tr> <tr> <td>Uncertain</td> <td>0</td> <td>0%</td> </tr> <tr> <td>Disagree</td> <td>0</td> <td>0%</td> </tr> <tr> <td>Strongly Disagree</td> <td>0</td> <td>0%</td> </tr> </tbody> </table>	Choice	Number	Percentage	Strongly Agree	33	86.84%	Agree	5	13.16%	Uncertain	0	0%	Disagree	0	0%	Strongly Disagree	0	0%	 <p>86.8%</p> <ul style="list-style-type: none"> ● Stron... ● Agree
Choice	Number	Percentage																			
Strongly Agree	33	86.84%																			
Agree	5	13.16%																			
Uncertain	0	0%																			
Disagree	0	0%																			
Strongly Disagree	0	0%																			
13	The Instructor was available during the specified office hours and for after class consultations	<table border="1"> <thead> <tr> <th>Choice</th> <th>Number</th> <th>Percentage</th> </tr> </thead> <tbody> <tr> <td>Strongly Agree</td> <td>33</td> <td>86.84%</td> </tr> <tr> <td>Agree</td> <td>5</td> <td>13.16%</td> </tr> <tr> <td>Uncertain</td> <td>0</td> <td>0%</td> </tr> <tr> <td>Disagree</td> <td>0</td> <td>0%</td> </tr> <tr> <td>Strongly Disagree</td> <td>0</td> <td>0%</td> </tr> </tbody> </table>	Choice	Number	Percentage	Strongly Agree	33	86.84%	Agree	5	13.16%	Uncertain	0	0%	Disagree	0	0%	Strongly Disagree	0	0%	 <p>86.8%</p> <ul style="list-style-type: none"> ● Stron... ● Agree
Choice	Number	Percentage																			
Strongly Agree	33	86.84%																			
Agree	5	13.16%																			
Uncertain	0	0%																			
Disagree	0	0%																			
Strongly Disagree	0	0%																			
14	The Subject matter presented in the course has increased your knowledge of the subject	<table border="1"> <thead> <tr> <th>Choice</th> <th>Number</th> <th>Percentage</th> </tr> </thead> <tbody> <tr> <td>Strongly Agree</td> <td>32</td> <td>84.21%</td> </tr> <tr> <td>Agree</td> <td>6</td> <td>15.79%</td> </tr> <tr> <td>Uncertain</td> <td>0</td> <td>0%</td> </tr> <tr> <td>Disagree</td> <td>0</td> <td>0%</td> </tr> <tr> <td>Strongly Disagree</td> <td>0</td> <td>0%</td> </tr> </tbody> </table>	Choice	Number	Percentage	Strongly Agree	32	84.21%	Agree	6	15.79%	Uncertain	0	0%	Disagree	0	0%	Strongly Disagree	0	0%	 <p>84.2%</p> <ul style="list-style-type: none"> ● Stron... ● Agree
Choice	Number	Percentage																			
Strongly Agree	32	84.21%																			
Agree	6	15.79%																			
Uncertain	0	0%																			
Disagree	0	0%																			
Strongly Disagree	0	0%																			

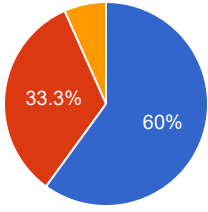
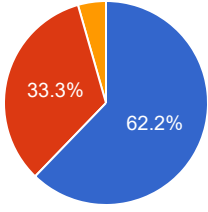
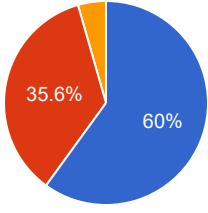
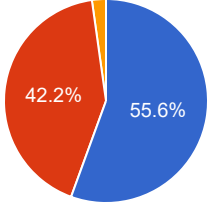
15	The syllabus clearly states course objectives requirements, procedures and grading criteria	<table border="1"> <thead> <tr> <th>Choice</th> <th>Number</th> <th>Percentage</th> </tr> </thead> <tbody> <tr> <td>Strongly Agree</td> <td>32</td> <td>84.21%</td> </tr> <tr> <td>Agree</td> <td>6</td> <td>15.79%</td> </tr> <tr> <td>Uncertain</td> <td>0</td> <td>0%</td> </tr> <tr> <td>Disagree</td> <td>0</td> <td>0%</td> </tr> <tr> <td>Strongly Disagree</td> <td>0</td> <td>0%</td> </tr> </tbody> </table>	Choice	Number	Percentage	Strongly Agree	32	84.21%	Agree	6	15.79%	Uncertain	0	0%	Disagree	0	0%	Strongly Disagree	0	0%	 <p>84.2%</p> <ul style="list-style-type: none"> ● Stron... ● Agree
Choice	Number	Percentage																			
Strongly Agree	32	84.21%																			
Agree	6	15.79%																			
Uncertain	0	0%																			
Disagree	0	0%																			
Strongly Disagree	0	0%																			
16	The course integrates theoretical course concepts with real-world applications	<table border="1"> <thead> <tr> <th>Choice</th> <th>Number</th> <th>Percentage</th> </tr> </thead> <tbody> <tr> <td>Strongly Agree</td> <td>32</td> <td>84.21%</td> </tr> <tr> <td>Agree</td> <td>6</td> <td>15.79%</td> </tr> <tr> <td>Uncertain</td> <td>0</td> <td>0%</td> </tr> <tr> <td>Disagree</td> <td>0</td> <td>0%</td> </tr> <tr> <td>Strongly Disagree</td> <td>0</td> <td>0%</td> </tr> </tbody> </table>	Choice	Number	Percentage	Strongly Agree	32	84.21%	Agree	6	15.79%	Uncertain	0	0%	Disagree	0	0%	Strongly Disagree	0	0%	 <p>84.2%</p> <ul style="list-style-type: none"> ● Stron... ● Agree
Choice	Number	Percentage																			
Strongly Agree	32	84.21%																			
Agree	6	15.79%																			
Uncertain	0	0%																			
Disagree	0	0%																			
Strongly Disagree	0	0%																			
17	The assignments and exams covered the materials presented in the course	<table border="1"> <thead> <tr> <th>Choice</th> <th>Number</th> <th>Percentage</th> </tr> </thead> <tbody> <tr> <td>Strongly Agree</td> <td>32</td> <td>84.21%</td> </tr> <tr> <td>Agree</td> <td>6</td> <td>15.79%</td> </tr> <tr> <td>Uncertain</td> <td>0</td> <td>0%</td> </tr> <tr> <td>Disagree</td> <td>0</td> <td>0%</td> </tr> <tr> <td>Strongly Disagree</td> <td>0</td> <td>0%</td> </tr> </tbody> </table>	Choice	Number	Percentage	Strongly Agree	32	84.21%	Agree	6	15.79%	Uncertain	0	0%	Disagree	0	0%	Strongly Disagree	0	0%	 <p>84.2%</p> <ul style="list-style-type: none"> ● Stron... ● Agree
Choice	Number	Percentage																			
Strongly Agree	32	84.21%																			
Agree	6	15.79%																			
Uncertain	0	0%																			
Disagree	0	0%																			
Strongly Disagree	0	0%																			
18	The course material is modern and updated	<table border="1"> <thead> <tr> <th>Choice</th> <th>Number</th> <th>Percentage</th> </tr> </thead> <tbody> <tr> <td>Strongly Agree</td> <td>32</td> <td>84.21%</td> </tr> <tr> <td>Agree</td> <td>6</td> <td>15.79%</td> </tr> <tr> <td>Uncertain</td> <td>0</td> <td>0%</td> </tr> <tr> <td>Disagree</td> <td>0</td> <td>0%</td> </tr> <tr> <td>Strongly Disagree</td> <td>0</td> <td>0%</td> </tr> </tbody> </table>	Choice	Number	Percentage	Strongly Agree	32	84.21%	Agree	6	15.79%	Uncertain	0	0%	Disagree	0	0%	Strongly Disagree	0	0%	 <p>84.2%</p> <ul style="list-style-type: none"> ● Stron... ● Agree
Choice	Number	Percentage																			
Strongly Agree	32	84.21%																			
Agree	6	15.79%																			
Uncertain	0	0%																			
Disagree	0	0%																			
Strongly Disagree	0	0%																			
Teachers Comment		Course Comment																			

Teacher Evaluation - Program: 0258

Teacher Name: HAFSAH SADIA		Course ID: ENG-211 Course Title: International Relations - I		Session: 2017 Fall																			
Shift: Morning -- Section:		Total Strength: 44		Attempted: 45																			
S.No	Question	Opinions			Chart																		
1	The Instructor is prepared for each class	<table border="1"> <thead> <tr> <th>Choice</th> <th>Number</th> <th>Percentage</th> </tr> </thead> <tbody> <tr> <td>Strongly Agree</td> <td>30</td> <td>66.67%</td> </tr> <tr> <td>Agree</td> <td>13</td> <td>28.89%</td> </tr> <tr> <td>Uncertain</td> <td>2</td> <td>4.44%</td> </tr> <tr> <td>Disagree</td> <td>0</td> <td>0%</td> </tr> <tr> <td>Strongly Disagree</td> <td>0</td> <td>0%</td> </tr> </tbody> </table>	Choice	Number	Percentage	Strongly Agree	30	66.67%	Agree	13	28.89%	Uncertain	2	4.44%	Disagree	0	0%	Strongly Disagree	0	0%			
Choice	Number	Percentage																					
Strongly Agree	30	66.67%																					
Agree	13	28.89%																					
Uncertain	2	4.44%																					
Disagree	0	0%																					
Strongly Disagree	0	0%																					
2	The Instructor demonstrates knowledge of the subject	<table border="1"> <thead> <tr> <th>Choice</th> <th>Number</th> <th>Percentage</th> </tr> </thead> <tbody> <tr> <td>Strongly Agree</td> <td>25</td> <td>55.56%</td> </tr> <tr> <td>Agree</td> <td>17</td> <td>37.78%</td> </tr> <tr> <td>Uncertain</td> <td>2</td> <td>4.44%</td> </tr> <tr> <td>Disagree</td> <td>1</td> <td>2.22%</td> </tr> <tr> <td>Strongly Disagree</td> <td>0</td> <td>0%</td> </tr> </tbody> </table>	Choice	Number	Percentage	Strongly Agree	25	55.56%	Agree	17	37.78%	Uncertain	2	4.44%	Disagree	1	2.22%	Strongly Disagree	0	0%			
Choice	Number	Percentage																					
Strongly Agree	25	55.56%																					
Agree	17	37.78%																					
Uncertain	2	4.44%																					
Disagree	1	2.22%																					
Strongly Disagree	0	0%																					
3	The Instructor has completed the whole course	<table border="1"> <thead> <tr> <th>Choice</th> <th>Number</th> <th>Percentage</th> </tr> </thead> <tbody> <tr> <td>Strongly Agree</td> <td>30</td> <td>66.67%</td> </tr> <tr> <td>Agree</td> <td>13</td> <td>28.89%</td> </tr> <tr> <td>Uncertain</td> <td>1</td> <td>2.22%</td> </tr> <tr> <td>Disagree</td> <td>1</td> <td>2.22%</td> </tr> <tr> <td>Strongly Disagree</td> <td>0</td> <td>0%</td> </tr> </tbody> </table>	Choice	Number	Percentage	Strongly Agree	30	66.67%	Agree	13	28.89%	Uncertain	1	2.22%	Disagree	1	2.22%	Strongly Disagree	0	0%			
Choice	Number	Percentage																					
Strongly Agree	30	66.67%																					
Agree	13	28.89%																					
Uncertain	1	2.22%																					
Disagree	1	2.22%																					
Strongly Disagree	0	0%																					
4	The Instructor provides additional material apart from the textbook	<table border="1"> <thead> <tr> <th>Choice</th> <th>Number</th> <th>Percentage</th> </tr> </thead> <tbody> <tr> <td>Strongly Agree</td> <td>26</td> <td>57.78%</td> </tr> <tr> <td>Agree</td> <td>17</td> <td>37.78%</td> </tr> <tr> <td>Uncertain</td> <td>1</td> <td>2.22%</td> </tr> <tr> <td>Disagree</td> <td>1</td> <td>2.22%</td> </tr> <tr> <td>Strongly Disagree</td> <td>0</td> <td>0%</td> </tr> </tbody> </table>	Choice	Number	Percentage	Strongly Agree	26	57.78%	Agree	17	37.78%	Uncertain	1	2.22%	Disagree	1	2.22%	Strongly Disagree	0	0%			
Choice	Number	Percentage																					
Strongly Agree	26	57.78%																					
Agree	17	37.78%																					
Uncertain	1	2.22%																					
Disagree	1	2.22%																					
Strongly Disagree	0	0%																					

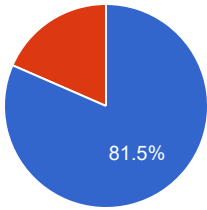
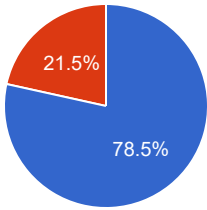
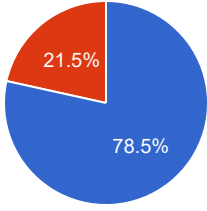
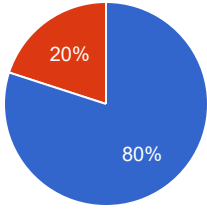
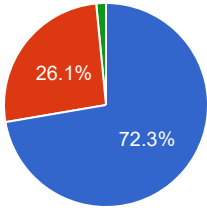
5	The Instructor gives citations regarding current situations with reference to Pakistani context	<table border="1"> <thead> <tr> <th>Choice</th> <th>Number</th> <th>Percentage</th> </tr> </thead> <tbody> <tr> <td>Strongly Agree</td> <td>28</td> <td>62.22%</td> </tr> <tr> <td>Agree</td> <td>15</td> <td>33.33%</td> </tr> <tr> <td>Uncertain</td> <td>2</td> <td>4.44%</td> </tr> <tr> <td>Disagree</td> <td>0</td> <td>0%</td> </tr> <tr> <td>Strongly Disagree</td> <td>0</td> <td>0%</td> </tr> </tbody> </table>	Choice	Number	Percentage	Strongly Agree	28	62.22%	Agree	15	33.33%	Uncertain	2	4.44%	Disagree	0	0%	Strongly Disagree	0	0%	 <p> ● Stron... ● Agree ● Unce... </p>
Choice	Number	Percentage																			
Strongly Agree	28	62.22%																			
Agree	15	33.33%																			
Uncertain	2	4.44%																			
Disagree	0	0%																			
Strongly Disagree	0	0%																			
6	The Instructor communicates the subject matter effectively	<table border="1"> <thead> <tr> <th>Choice</th> <th>Number</th> <th>Percentage</th> </tr> </thead> <tbody> <tr> <td>Strongly Agree</td> <td>25</td> <td>55.56%</td> </tr> <tr> <td>Agree</td> <td>18</td> <td>40%</td> </tr> <tr> <td>Uncertain</td> <td>1</td> <td>2.22%</td> </tr> <tr> <td>Disagree</td> <td>1</td> <td>2.22%</td> </tr> <tr> <td>Strongly Disagree</td> <td>0</td> <td>0%</td> </tr> </tbody> </table>	Choice	Number	Percentage	Strongly Agree	25	55.56%	Agree	18	40%	Uncertain	1	2.22%	Disagree	1	2.22%	Strongly Disagree	0	0%	 <p> ● Stron... ● Agree ● Unce... ● Disa... </p>
Choice	Number	Percentage																			
Strongly Agree	25	55.56%																			
Agree	18	40%																			
Uncertain	1	2.22%																			
Disagree	1	2.22%																			
Strongly Disagree	0	0%																			
7	The Instructor shows respect towards students and encourages class participation	<table border="1"> <thead> <tr> <th>Choice</th> <th>Number</th> <th>Percentage</th> </tr> </thead> <tbody> <tr> <td>Strongly Agree</td> <td>28</td> <td>62.22%</td> </tr> <tr> <td>Agree</td> <td>14</td> <td>31.11%</td> </tr> <tr> <td>Uncertain</td> <td>3</td> <td>6.67%</td> </tr> <tr> <td>Disagree</td> <td>0</td> <td>0%</td> </tr> <tr> <td>Strongly Disagree</td> <td>0</td> <td>0%</td> </tr> </tbody> </table>	Choice	Number	Percentage	Strongly Agree	28	62.22%	Agree	14	31.11%	Uncertain	3	6.67%	Disagree	0	0%	Strongly Disagree	0	0%	 <p> ● Stron... ● Agree ● Unce... </p>
Choice	Number	Percentage																			
Strongly Agree	28	62.22%																			
Agree	14	31.11%																			
Uncertain	3	6.67%																			
Disagree	0	0%																			
Strongly Disagree	0	0%																			
8	The Instructor maintains an environment that is conducive to learning	<table border="1"> <thead> <tr> <th>Choice</th> <th>Number</th> <th>Percentage</th> </tr> </thead> <tbody> <tr> <td>Strongly Agree</td> <td>27</td> <td>60%</td> </tr> <tr> <td>Agree</td> <td>15</td> <td>33.33%</td> </tr> <tr> <td>Uncertain</td> <td>2</td> <td>4.44%</td> </tr> <tr> <td>Disagree</td> <td>1</td> <td>2.22%</td> </tr> <tr> <td>Strongly Disagree</td> <td>0</td> <td>0%</td> </tr> </tbody> </table>	Choice	Number	Percentage	Strongly Agree	27	60%	Agree	15	33.33%	Uncertain	2	4.44%	Disagree	1	2.22%	Strongly Disagree	0	0%	 <p> ● Stron... ● Agree ● Unce... ● Disa... </p>
Choice	Number	Percentage																			
Strongly Agree	27	60%																			
Agree	15	33.33%																			
Uncertain	2	4.44%																			
Disagree	1	2.22%																			
Strongly Disagree	0	0%																			
9	The Instructor arrives on time	<table border="1"> <thead> <tr> <th>Choice</th> <th>Number</th> <th>Percentage</th> </tr> </thead> <tbody> <tr> <td>Strongly Agree</td> <td>28</td> <td>62.22%</td> </tr> <tr> <td>Agree</td> <td>16</td> <td>35.56%</td> </tr> <tr> <td>Uncertain</td> <td>1</td> <td>2.22%</td> </tr> <tr> <td>Disagree</td> <td>0</td> <td>0%</td> </tr> <tr> <td>Strongly Disagree</td> <td>0</td> <td>0%</td> </tr> </tbody> </table>	Choice	Number	Percentage	Strongly Agree	28	62.22%	Agree	16	35.56%	Uncertain	1	2.22%	Disagree	0	0%	Strongly Disagree	0	0%	 <p> ● Stron... ● Agree ● Unce... </p>
Choice	Number	Percentage																			
Strongly Agree	28	62.22%																			
Agree	16	35.56%																			
Uncertain	1	2.22%																			
Disagree	0	0%																			
Strongly Disagree	0	0%																			

10	The Instructor leaves on time	<table border="1"> <thead> <tr> <th>Choice</th> <th>Number</th> <th>Percentage</th> </tr> </thead> <tbody> <tr> <td>Strongly Agree</td> <td>27</td> <td>60%</td> </tr> <tr> <td>Agree</td> <td>17</td> <td>37.78%</td> </tr> <tr> <td>Uncertain</td> <td>1</td> <td>2.22%</td> </tr> <tr> <td>Disagree</td> <td>0</td> <td>0%</td> </tr> <tr> <td>Strongly Disagree</td> <td>0</td> <td>0%</td> </tr> </tbody> </table>	Choice	Number	Percentage	Strongly Agree	27	60%	Agree	17	37.78%	Uncertain	1	2.22%	Disagree	0	0%	Strongly Disagree	0	0%	 <p> ● Stron... ● Agree ● Unce... </p>
Choice	Number	Percentage																			
Strongly Agree	27	60%																			
Agree	17	37.78%																			
Uncertain	1	2.22%																			
Disagree	0	0%																			
Strongly Disagree	0	0%																			
11	The Instructor is fair in examination	<table border="1"> <thead> <tr> <th>Choice</th> <th>Number</th> <th>Percentage</th> </tr> </thead> <tbody> <tr> <td>Strongly Agree</td> <td>26</td> <td>57.78%</td> </tr> <tr> <td>Agree</td> <td>16</td> <td>35.56%</td> </tr> <tr> <td>Uncertain</td> <td>3</td> <td>6.67%</td> </tr> <tr> <td>Disagree</td> <td>0</td> <td>0%</td> </tr> <tr> <td>Strongly Disagree</td> <td>0</td> <td>0%</td> </tr> </tbody> </table>	Choice	Number	Percentage	Strongly Agree	26	57.78%	Agree	16	35.56%	Uncertain	3	6.67%	Disagree	0	0%	Strongly Disagree	0	0%	 <p> ● Stron... ● Agree ● Unce... </p>
Choice	Number	Percentage																			
Strongly Agree	26	57.78%																			
Agree	16	35.56%																			
Uncertain	3	6.67%																			
Disagree	0	0%																			
Strongly Disagree	0	0%																			
12	The Instructor returns the graded scripts etc. in a reasonable amount of time	<table border="1"> <thead> <tr> <th>Choice</th> <th>Number</th> <th>Percentage</th> </tr> </thead> <tbody> <tr> <td>Strongly Agree</td> <td>26</td> <td>57.78%</td> </tr> <tr> <td>Agree</td> <td>17</td> <td>37.78%</td> </tr> <tr> <td>Uncertain</td> <td>2</td> <td>4.44%</td> </tr> <tr> <td>Disagree</td> <td>0</td> <td>0%</td> </tr> <tr> <td>Strongly Disagree</td> <td>0</td> <td>0%</td> </tr> </tbody> </table>	Choice	Number	Percentage	Strongly Agree	26	57.78%	Agree	17	37.78%	Uncertain	2	4.44%	Disagree	0	0%	Strongly Disagree	0	0%	 <p> ● Stron... ● Agree ● Unce... </p>
Choice	Number	Percentage																			
Strongly Agree	26	57.78%																			
Agree	17	37.78%																			
Uncertain	2	4.44%																			
Disagree	0	0%																			
Strongly Disagree	0	0%																			
13	The Instructor was available during the specified office hours and for after class consultations	<table border="1"> <thead> <tr> <th>Choice</th> <th>Number</th> <th>Percentage</th> </tr> </thead> <tbody> <tr> <td>Strongly Agree</td> <td>25</td> <td>55.56%</td> </tr> <tr> <td>Agree</td> <td>19</td> <td>42.22%</td> </tr> <tr> <td>Uncertain</td> <td>1</td> <td>2.22%</td> </tr> <tr> <td>Disagree</td> <td>0</td> <td>0%</td> </tr> <tr> <td>Strongly Disagree</td> <td>0</td> <td>0%</td> </tr> </tbody> </table>	Choice	Number	Percentage	Strongly Agree	25	55.56%	Agree	19	42.22%	Uncertain	1	2.22%	Disagree	0	0%	Strongly Disagree	0	0%	 <p> ● Stron... ● Agree ● Unce... </p>
Choice	Number	Percentage																			
Strongly Agree	25	55.56%																			
Agree	19	42.22%																			
Uncertain	1	2.22%																			
Disagree	0	0%																			
Strongly Disagree	0	0%																			
14	The Subject matter presented in the course has increased your knowledge of the subject	<table border="1"> <thead> <tr> <th>Choice</th> <th>Number</th> <th>Percentage</th> </tr> </thead> <tbody> <tr> <td>Strongly Agree</td> <td>27</td> <td>60%</td> </tr> <tr> <td>Agree</td> <td>16</td> <td>35.56%</td> </tr> <tr> <td>Uncertain</td> <td>2</td> <td>4.44%</td> </tr> <tr> <td>Disagree</td> <td>0</td> <td>0%</td> </tr> <tr> <td>Strongly Disagree</td> <td>0</td> <td>0%</td> </tr> </tbody> </table>	Choice	Number	Percentage	Strongly Agree	27	60%	Agree	16	35.56%	Uncertain	2	4.44%	Disagree	0	0%	Strongly Disagree	0	0%	 <p> ● Stron... ● Agree ● Unce... </p>
Choice	Number	Percentage																			
Strongly Agree	27	60%																			
Agree	16	35.56%																			
Uncertain	2	4.44%																			
Disagree	0	0%																			
Strongly Disagree	0	0%																			

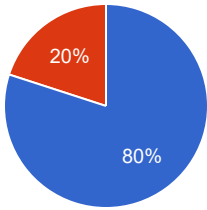
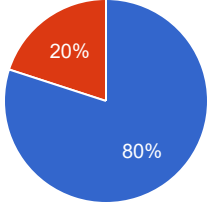
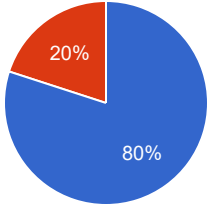
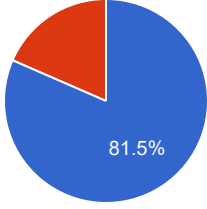
15	The syllabus clearly states course objectives requirements, procedures and grading criteria	<table border="1"> <thead> <tr> <th>Choice</th> <th>Number</th> <th>Percentage</th> </tr> </thead> <tbody> <tr> <td>Strongly Agree</td> <td>27</td> <td>60%</td> </tr> <tr> <td>Agree</td> <td>15</td> <td>33.33%</td> </tr> <tr> <td>Uncertain</td> <td>3</td> <td>6.67%</td> </tr> <tr> <td>Disagree</td> <td>0</td> <td>0%</td> </tr> <tr> <td>Strongly Disagree</td> <td>0</td> <td>0%</td> </tr> </tbody> </table>	Choice	Number	Percentage	Strongly Agree	27	60%	Agree	15	33.33%	Uncertain	3	6.67%	Disagree	0	0%	Strongly Disagree	0	0%	 <p> ● Stron... ● Agree ● Unce... </p>
Choice	Number	Percentage																			
Strongly Agree	27	60%																			
Agree	15	33.33%																			
Uncertain	3	6.67%																			
Disagree	0	0%																			
Strongly Disagree	0	0%																			
16	The course integrates theoretical course concepts with real-world applications	<table border="1"> <thead> <tr> <th>Choice</th> <th>Number</th> <th>Percentage</th> </tr> </thead> <tbody> <tr> <td>Strongly Agree</td> <td>28</td> <td>62.22%</td> </tr> <tr> <td>Agree</td> <td>15</td> <td>33.33%</td> </tr> <tr> <td>Uncertain</td> <td>2</td> <td>4.44%</td> </tr> <tr> <td>Disagree</td> <td>0</td> <td>0%</td> </tr> <tr> <td>Strongly Disagree</td> <td>0</td> <td>0%</td> </tr> </tbody> </table>	Choice	Number	Percentage	Strongly Agree	28	62.22%	Agree	15	33.33%	Uncertain	2	4.44%	Disagree	0	0%	Strongly Disagree	0	0%	 <p> ● Stron... ● Agree ● Unce... </p>
Choice	Number	Percentage																			
Strongly Agree	28	62.22%																			
Agree	15	33.33%																			
Uncertain	2	4.44%																			
Disagree	0	0%																			
Strongly Disagree	0	0%																			
17	The assignments and exams covered the materials presented in the course	<table border="1"> <thead> <tr> <th>Choice</th> <th>Number</th> <th>Percentage</th> </tr> </thead> <tbody> <tr> <td>Strongly Agree</td> <td>27</td> <td>60%</td> </tr> <tr> <td>Agree</td> <td>16</td> <td>35.56%</td> </tr> <tr> <td>Uncertain</td> <td>2</td> <td>4.44%</td> </tr> <tr> <td>Disagree</td> <td>0</td> <td>0%</td> </tr> <tr> <td>Strongly Disagree</td> <td>0</td> <td>0%</td> </tr> </tbody> </table>	Choice	Number	Percentage	Strongly Agree	27	60%	Agree	16	35.56%	Uncertain	2	4.44%	Disagree	0	0%	Strongly Disagree	0	0%	 <p> ● Stron... ● Agree ● Unce... </p>
Choice	Number	Percentage																			
Strongly Agree	27	60%																			
Agree	16	35.56%																			
Uncertain	2	4.44%																			
Disagree	0	0%																			
Strongly Disagree	0	0%																			
18	The course material is modern and updated	<table border="1"> <thead> <tr> <th>Choice</th> <th>Number</th> <th>Percentage</th> </tr> </thead> <tbody> <tr> <td>Strongly Agree</td> <td>25</td> <td>55.56%</td> </tr> <tr> <td>Agree</td> <td>19</td> <td>42.22%</td> </tr> <tr> <td>Uncertain</td> <td>1</td> <td>2.22%</td> </tr> <tr> <td>Disagree</td> <td>0</td> <td>0%</td> </tr> <tr> <td>Strongly Disagree</td> <td>0</td> <td>0%</td> </tr> </tbody> </table>	Choice	Number	Percentage	Strongly Agree	25	55.56%	Agree	19	42.22%	Uncertain	1	2.22%	Disagree	0	0%	Strongly Disagree	0	0%	 <p> ● Stron... ● Agree ● Unce... </p>
Choice	Number	Percentage																			
Strongly Agree	25	55.56%																			
Agree	19	42.22%																			
Uncertain	1	2.22%																			
Disagree	0	0%																			
Strongly Disagree	0	0%																			
Teachers Comment		Course Comment																			

Teacher Evaluation - Program: 0258

Teacher Name: UZMA		Course ID: ENG-117 Course Title: Introduction to Linguistics		Session: 2017 Fall																			
Shift: Morning -- Section:		Total Strength: 76		Attempted: 65																			
S.No	Question	Opinions			Chart																		
1	The Instructor is prepared for each class	<table border="1"> <thead> <tr> <th>Choice</th> <th>Number</th> <th>Percentage</th> </tr> </thead> <tbody> <tr> <td>Strongly Agree</td> <td>54</td> <td>83.08%</td> </tr> <tr> <td>Agree</td> <td>10</td> <td>15.38%</td> </tr> <tr> <td>Uncertain</td> <td>1</td> <td>1.54%</td> </tr> <tr> <td>Disagree</td> <td>0</td> <td>0%</td> </tr> <tr> <td>Strongly Disagree</td> <td>0</td> <td>0%</td> </tr> </tbody> </table>	Choice	Number	Percentage	Strongly Agree	54	83.08%	Agree	10	15.38%	Uncertain	1	1.54%	Disagree	0	0%	Strongly Disagree	0	0%	<p>83.1%</p>		
Choice	Number	Percentage																					
Strongly Agree	54	83.08%																					
Agree	10	15.38%																					
Uncertain	1	1.54%																					
Disagree	0	0%																					
Strongly Disagree	0	0%																					
2	The Instructor demonstrates knowledge of the subject	<table border="1"> <thead> <tr> <th>Choice</th> <th>Number</th> <th>Percentage</th> </tr> </thead> <tbody> <tr> <td>Strongly Agree</td> <td>54</td> <td>83.08%</td> </tr> <tr> <td>Agree</td> <td>11</td> <td>16.92%</td> </tr> <tr> <td>Uncertain</td> <td>0</td> <td>0%</td> </tr> <tr> <td>Disagree</td> <td>0</td> <td>0%</td> </tr> <tr> <td>Strongly Disagree</td> <td>0</td> <td>0%</td> </tr> </tbody> </table>	Choice	Number	Percentage	Strongly Agree	54	83.08%	Agree	11	16.92%	Uncertain	0	0%	Disagree	0	0%	Strongly Disagree	0	0%	<p>83.1%</p>		
Choice	Number	Percentage																					
Strongly Agree	54	83.08%																					
Agree	11	16.92%																					
Uncertain	0	0%																					
Disagree	0	0%																					
Strongly Disagree	0	0%																					
3	The Instructor has completed the whole course	<table border="1"> <thead> <tr> <th>Choice</th> <th>Number</th> <th>Percentage</th> </tr> </thead> <tbody> <tr> <td>Strongly Agree</td> <td>54</td> <td>83.08%</td> </tr> <tr> <td>Agree</td> <td>10</td> <td>15.38%</td> </tr> <tr> <td>Uncertain</td> <td>1</td> <td>1.54%</td> </tr> <tr> <td>Disagree</td> <td>0</td> <td>0%</td> </tr> <tr> <td>Strongly Disagree</td> <td>0</td> <td>0%</td> </tr> </tbody> </table>	Choice	Number	Percentage	Strongly Agree	54	83.08%	Agree	10	15.38%	Uncertain	1	1.54%	Disagree	0	0%	Strongly Disagree	0	0%	<p>83.1%</p>		
Choice	Number	Percentage																					
Strongly Agree	54	83.08%																					
Agree	10	15.38%																					
Uncertain	1	1.54%																					
Disagree	0	0%																					
Strongly Disagree	0	0%																					
4	The Instructor provides additional material apart from the textbook	<table border="1"> <thead> <tr> <th>Choice</th> <th>Number</th> <th>Percentage</th> </tr> </thead> <tbody> <tr> <td>Strongly Agree</td> <td>54</td> <td>83.08%</td> </tr> <tr> <td>Agree</td> <td>11</td> <td>16.92%</td> </tr> <tr> <td>Uncertain</td> <td>0</td> <td>0%</td> </tr> <tr> <td>Disagree</td> <td>0</td> <td>0%</td> </tr> <tr> <td>Strongly Disagree</td> <td>0</td> <td>0%</td> </tr> </tbody> </table>	Choice	Number	Percentage	Strongly Agree	54	83.08%	Agree	11	16.92%	Uncertain	0	0%	Disagree	0	0%	Strongly Disagree	0	0%	<p>83.1%</p>		
Choice	Number	Percentage																					
Strongly Agree	54	83.08%																					
Agree	11	16.92%																					
Uncertain	0	0%																					
Disagree	0	0%																					
Strongly Disagree	0	0%																					

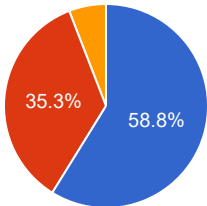
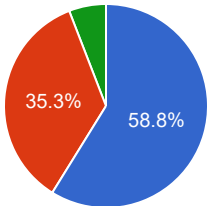
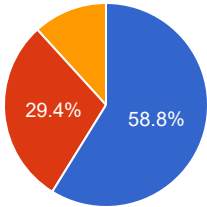
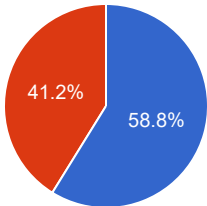
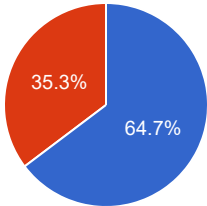
5	The Instructor gives citations regarding current situations with reference to Pakistani context	<table border="1"> <thead> <tr> <th>Choice</th> <th>Number</th> <th>Percentage</th> </tr> </thead> <tbody> <tr> <td>Strongly Agree</td> <td>53</td> <td>81.54%</td> </tr> <tr> <td>Agree</td> <td>12</td> <td>18.46%</td> </tr> <tr> <td>Uncertain</td> <td>0</td> <td>0%</td> </tr> <tr> <td>Disagree</td> <td>0</td> <td>0%</td> </tr> <tr> <td>Strongly Disagree</td> <td>0</td> <td>0%</td> </tr> </tbody> </table>	Choice	Number	Percentage	Strongly Agree	53	81.54%	Agree	12	18.46%	Uncertain	0	0%	Disagree	0	0%	Strongly Disagree	0	0%	 <p>81.5%</p> <ul style="list-style-type: none"> ● Stron... ● Agree
Choice	Number	Percentage																			
Strongly Agree	53	81.54%																			
Agree	12	18.46%																			
Uncertain	0	0%																			
Disagree	0	0%																			
Strongly Disagree	0	0%																			
6	The Instructor communicates the subject matter effectively	<table border="1"> <thead> <tr> <th>Choice</th> <th>Number</th> <th>Percentage</th> </tr> </thead> <tbody> <tr> <td>Strongly Agree</td> <td>51</td> <td>78.46%</td> </tr> <tr> <td>Agree</td> <td>14</td> <td>21.54%</td> </tr> <tr> <td>Uncertain</td> <td>0</td> <td>0%</td> </tr> <tr> <td>Disagree</td> <td>0</td> <td>0%</td> </tr> <tr> <td>Strongly Disagree</td> <td>0</td> <td>0%</td> </tr> </tbody> </table>	Choice	Number	Percentage	Strongly Agree	51	78.46%	Agree	14	21.54%	Uncertain	0	0%	Disagree	0	0%	Strongly Disagree	0	0%	 <p>78.5%</p> <ul style="list-style-type: none"> ● Stron... ● Agree
Choice	Number	Percentage																			
Strongly Agree	51	78.46%																			
Agree	14	21.54%																			
Uncertain	0	0%																			
Disagree	0	0%																			
Strongly Disagree	0	0%																			
7	The Instructor shows respect towards students and encourages class participation	<table border="1"> <thead> <tr> <th>Choice</th> <th>Number</th> <th>Percentage</th> </tr> </thead> <tbody> <tr> <td>Strongly Agree</td> <td>51</td> <td>78.46%</td> </tr> <tr> <td>Agree</td> <td>14</td> <td>21.54%</td> </tr> <tr> <td>Uncertain</td> <td>0</td> <td>0%</td> </tr> <tr> <td>Disagree</td> <td>0</td> <td>0%</td> </tr> <tr> <td>Strongly Disagree</td> <td>0</td> <td>0%</td> </tr> </tbody> </table>	Choice	Number	Percentage	Strongly Agree	51	78.46%	Agree	14	21.54%	Uncertain	0	0%	Disagree	0	0%	Strongly Disagree	0	0%	 <p>78.5%</p> <ul style="list-style-type: none"> ● Stron... ● Agree
Choice	Number	Percentage																			
Strongly Agree	51	78.46%																			
Agree	14	21.54%																			
Uncertain	0	0%																			
Disagree	0	0%																			
Strongly Disagree	0	0%																			
8	The Instructor maintains an environment that is conducive to learning	<table border="1"> <thead> <tr> <th>Choice</th> <th>Number</th> <th>Percentage</th> </tr> </thead> <tbody> <tr> <td>Strongly Agree</td> <td>52</td> <td>80%</td> </tr> <tr> <td>Agree</td> <td>13</td> <td>20%</td> </tr> <tr> <td>Uncertain</td> <td>0</td> <td>0%</td> </tr> <tr> <td>Disagree</td> <td>0</td> <td>0%</td> </tr> <tr> <td>Strongly Disagree</td> <td>0</td> <td>0%</td> </tr> </tbody> </table>	Choice	Number	Percentage	Strongly Agree	52	80%	Agree	13	20%	Uncertain	0	0%	Disagree	0	0%	Strongly Disagree	0	0%	 <p>80%</p> <ul style="list-style-type: none"> ● Stron... ● Agree
Choice	Number	Percentage																			
Strongly Agree	52	80%																			
Agree	13	20%																			
Uncertain	0	0%																			
Disagree	0	0%																			
Strongly Disagree	0	0%																			
9	The Instructor arrives on time	<table border="1"> <thead> <tr> <th>Choice</th> <th>Number</th> <th>Percentage</th> </tr> </thead> <tbody> <tr> <td>Strongly Agree</td> <td>47</td> <td>72.31%</td> </tr> <tr> <td>Agree</td> <td>17</td> <td>26.15%</td> </tr> <tr> <td>Uncertain</td> <td>0</td> <td>0%</td> </tr> <tr> <td>Disagree</td> <td>1</td> <td>1.54%</td> </tr> <tr> <td>Strongly Disagree</td> <td>0</td> <td>0%</td> </tr> </tbody> </table>	Choice	Number	Percentage	Strongly Agree	47	72.31%	Agree	17	26.15%	Uncertain	0	0%	Disagree	1	1.54%	Strongly Disagree	0	0%	 <p>72.3%</p> <ul style="list-style-type: none"> ● Stron... ● Agree ● Disa...
Choice	Number	Percentage																			
Strongly Agree	47	72.31%																			
Agree	17	26.15%																			
Uncertain	0	0%																			
Disagree	1	1.54%																			
Strongly Disagree	0	0%																			

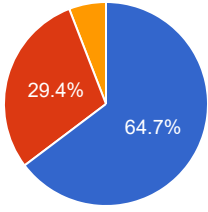
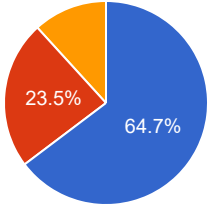
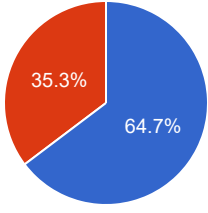
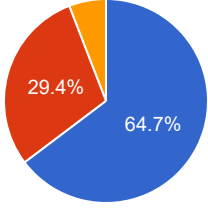
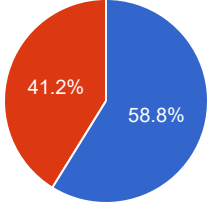
10	The Instructor leaves on time	<table border="1"> <thead> <tr> <th>Choice</th> <th>Number</th> <th>Percentage</th> </tr> </thead> <tbody> <tr> <td>Strongly Agree</td> <td>50</td> <td>76.92%</td> </tr> <tr> <td>Agree</td> <td>14</td> <td>21.54%</td> </tr> <tr> <td>Uncertain</td> <td>0</td> <td>0%</td> </tr> <tr> <td>Disagree</td> <td>1</td> <td>1.54%</td> </tr> <tr> <td>Strongly Disagree</td> <td>0</td> <td>0%</td> </tr> </tbody> </table>	Choice	Number	Percentage	Strongly Agree	50	76.92%	Agree	14	21.54%	Uncertain	0	0%	Disagree	1	1.54%	Strongly Disagree	0	0%	<p>Legend: Strongly Agree (blue), Agree (red), Disagree (green)</p>
Choice	Number	Percentage																			
Strongly Agree	50	76.92%																			
Agree	14	21.54%																			
Uncertain	0	0%																			
Disagree	1	1.54%																			
Strongly Disagree	0	0%																			
11	The Instructor is fair in examination	<table border="1"> <thead> <tr> <th>Choice</th> <th>Number</th> <th>Percentage</th> </tr> </thead> <tbody> <tr> <td>Strongly Agree</td> <td>49</td> <td>75.38%</td> </tr> <tr> <td>Agree</td> <td>16</td> <td>24.62%</td> </tr> <tr> <td>Uncertain</td> <td>0</td> <td>0%</td> </tr> <tr> <td>Disagree</td> <td>0</td> <td>0%</td> </tr> <tr> <td>Strongly Disagree</td> <td>0</td> <td>0%</td> </tr> </tbody> </table>	Choice	Number	Percentage	Strongly Agree	49	75.38%	Agree	16	24.62%	Uncertain	0	0%	Disagree	0	0%	Strongly Disagree	0	0%	<p>Legend: Strongly Agree (blue), Agree (red)</p>
Choice	Number	Percentage																			
Strongly Agree	49	75.38%																			
Agree	16	24.62%																			
Uncertain	0	0%																			
Disagree	0	0%																			
Strongly Disagree	0	0%																			
12	The Instructor returns the graded scripts etc. in a reasonable amount of time	<table border="1"> <thead> <tr> <th>Choice</th> <th>Number</th> <th>Percentage</th> </tr> </thead> <tbody> <tr> <td>Strongly Agree</td> <td>49</td> <td>75.38%</td> </tr> <tr> <td>Agree</td> <td>16</td> <td>24.62%</td> </tr> <tr> <td>Uncertain</td> <td>0</td> <td>0%</td> </tr> <tr> <td>Disagree</td> <td>0</td> <td>0%</td> </tr> <tr> <td>Strongly Disagree</td> <td>0</td> <td>0%</td> </tr> </tbody> </table>	Choice	Number	Percentage	Strongly Agree	49	75.38%	Agree	16	24.62%	Uncertain	0	0%	Disagree	0	0%	Strongly Disagree	0	0%	<p>Legend: Strongly Agree (blue), Agree (red)</p>
Choice	Number	Percentage																			
Strongly Agree	49	75.38%																			
Agree	16	24.62%																			
Uncertain	0	0%																			
Disagree	0	0%																			
Strongly Disagree	0	0%																			
13	The Instructor was available during the specified office hours and for after class consultations	<table border="1"> <thead> <tr> <th>Choice</th> <th>Number</th> <th>Percentage</th> </tr> </thead> <tbody> <tr> <td>Strongly Agree</td> <td>50</td> <td>76.92%</td> </tr> <tr> <td>Agree</td> <td>15</td> <td>23.08%</td> </tr> <tr> <td>Uncertain</td> <td>0</td> <td>0%</td> </tr> <tr> <td>Disagree</td> <td>0</td> <td>0%</td> </tr> <tr> <td>Strongly Disagree</td> <td>0</td> <td>0%</td> </tr> </tbody> </table>	Choice	Number	Percentage	Strongly Agree	50	76.92%	Agree	15	23.08%	Uncertain	0	0%	Disagree	0	0%	Strongly Disagree	0	0%	<p>Legend: Strongly Agree (blue), Agree (red)</p>
Choice	Number	Percentage																			
Strongly Agree	50	76.92%																			
Agree	15	23.08%																			
Uncertain	0	0%																			
Disagree	0	0%																			
Strongly Disagree	0	0%																			
14	The Subject matter presented in the course has increased your knowledge of the subject	<table border="1"> <thead> <tr> <th>Choice</th> <th>Number</th> <th>Percentage</th> </tr> </thead> <tbody> <tr> <td>Strongly Agree</td> <td>52</td> <td>80%</td> </tr> <tr> <td>Agree</td> <td>13</td> <td>20%</td> </tr> <tr> <td>Uncertain</td> <td>0</td> <td>0%</td> </tr> <tr> <td>Disagree</td> <td>0</td> <td>0%</td> </tr> <tr> <td>Strongly Disagree</td> <td>0</td> <td>0%</td> </tr> </tbody> </table>	Choice	Number	Percentage	Strongly Agree	52	80%	Agree	13	20%	Uncertain	0	0%	Disagree	0	0%	Strongly Disagree	0	0%	<p>Legend: Strongly Agree (blue), Agree (red)</p>
Choice	Number	Percentage																			
Strongly Agree	52	80%																			
Agree	13	20%																			
Uncertain	0	0%																			
Disagree	0	0%																			
Strongly Disagree	0	0%																			

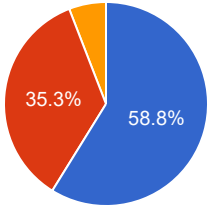
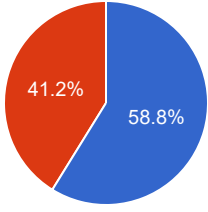
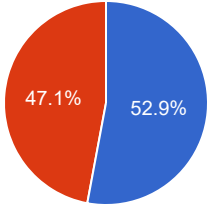
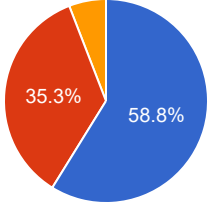
15	The syllabus clearly states course objectives requirements, procedures and grading criteria	<table border="1"> <thead> <tr> <th>Choice</th> <th>Number</th> <th>Percentage</th> </tr> </thead> <tbody> <tr> <td>Strongly Agree</td> <td>52</td> <td>80%</td> </tr> <tr> <td>Agree</td> <td>13</td> <td>20%</td> </tr> <tr> <td>Uncertain</td> <td>0</td> <td>0%</td> </tr> <tr> <td>Disagree</td> <td>0</td> <td>0%</td> </tr> <tr> <td>Strongly Disagree</td> <td>0</td> <td>0%</td> </tr> </tbody> </table>	Choice	Number	Percentage	Strongly Agree	52	80%	Agree	13	20%	Uncertain	0	0%	Disagree	0	0%	Strongly Disagree	0	0%	 <p>● Stron... ● Agree</p>
Choice	Number	Percentage																			
Strongly Agree	52	80%																			
Agree	13	20%																			
Uncertain	0	0%																			
Disagree	0	0%																			
Strongly Disagree	0	0%																			
16	The course integrates theoretical course concepts with real-world applications	<table border="1"> <thead> <tr> <th>Choice</th> <th>Number</th> <th>Percentage</th> </tr> </thead> <tbody> <tr> <td>Strongly Agree</td> <td>52</td> <td>80%</td> </tr> <tr> <td>Agree</td> <td>13</td> <td>20%</td> </tr> <tr> <td>Uncertain</td> <td>0</td> <td>0%</td> </tr> <tr> <td>Disagree</td> <td>0</td> <td>0%</td> </tr> <tr> <td>Strongly Disagree</td> <td>0</td> <td>0%</td> </tr> </tbody> </table>	Choice	Number	Percentage	Strongly Agree	52	80%	Agree	13	20%	Uncertain	0	0%	Disagree	0	0%	Strongly Disagree	0	0%	 <p>● Stron... ● Agree</p>
Choice	Number	Percentage																			
Strongly Agree	52	80%																			
Agree	13	20%																			
Uncertain	0	0%																			
Disagree	0	0%																			
Strongly Disagree	0	0%																			
17	The assignments and exams covered the materials presented in the course	<table border="1"> <thead> <tr> <th>Choice</th> <th>Number</th> <th>Percentage</th> </tr> </thead> <tbody> <tr> <td>Strongly Agree</td> <td>52</td> <td>80%</td> </tr> <tr> <td>Agree</td> <td>13</td> <td>20%</td> </tr> <tr> <td>Uncertain</td> <td>0</td> <td>0%</td> </tr> <tr> <td>Disagree</td> <td>0</td> <td>0%</td> </tr> <tr> <td>Strongly Disagree</td> <td>0</td> <td>0%</td> </tr> </tbody> </table>	Choice	Number	Percentage	Strongly Agree	52	80%	Agree	13	20%	Uncertain	0	0%	Disagree	0	0%	Strongly Disagree	0	0%	 <p>● Stron... ● Agree</p>
Choice	Number	Percentage																			
Strongly Agree	52	80%																			
Agree	13	20%																			
Uncertain	0	0%																			
Disagree	0	0%																			
Strongly Disagree	0	0%																			
18	The course material is modern and updated	<table border="1"> <thead> <tr> <th>Choice</th> <th>Number</th> <th>Percentage</th> </tr> </thead> <tbody> <tr> <td>Strongly Agree</td> <td>53</td> <td>81.54%</td> </tr> <tr> <td>Agree</td> <td>12</td> <td>18.46%</td> </tr> <tr> <td>Uncertain</td> <td>0</td> <td>0%</td> </tr> <tr> <td>Disagree</td> <td>0</td> <td>0%</td> </tr> <tr> <td>Strongly Disagree</td> <td>0</td> <td>0%</td> </tr> </tbody> </table>	Choice	Number	Percentage	Strongly Agree	53	81.54%	Agree	12	18.46%	Uncertain	0	0%	Disagree	0	0%	Strongly Disagree	0	0%	 <p>● Stron... ● Agree</p>
Choice	Number	Percentage																			
Strongly Agree	53	81.54%																			
Agree	12	18.46%																			
Uncertain	0	0%																			
Disagree	0	0%																			
Strongly Disagree	0	0%																			
Teachers Comment		Course Comment																			

Teacher Evaluation - Program: 0258

Teacher Name: UZMA		Course ID: ENG-310 Course Title: Sociolinguistics		Session: 2017 Fall																			
Shift: Morning -- Section:		Total Strength: 19		Attempted: 17																			
S.No	Question	Opinions			Chart																		
1	The Instructor is prepared for each class	<table border="1"> <thead> <tr> <th>Choice</th> <th>Number</th> <th>Percentage</th> </tr> </thead> <tbody> <tr> <td>Strongly Agree</td> <td>15</td> <td>88.24%</td> </tr> <tr> <td>Agree</td> <td>2</td> <td>11.76%</td> </tr> <tr> <td>Uncertain</td> <td>0</td> <td>0%</td> </tr> <tr> <td>Disagree</td> <td>0</td> <td>0%</td> </tr> <tr> <td>Strongly Disagree</td> <td>0</td> <td>0%</td> </tr> </tbody> </table>	Choice	Number	Percentage	Strongly Agree	15	88.24%	Agree	2	11.76%	Uncertain	0	0%	Disagree	0	0%	Strongly Disagree	0	0%	<p>88.2%</p>		
Choice	Number	Percentage																					
Strongly Agree	15	88.24%																					
Agree	2	11.76%																					
Uncertain	0	0%																					
Disagree	0	0%																					
Strongly Disagree	0	0%																					
2	The Instructor demonstrates knowledge of the subject	<table border="1"> <thead> <tr> <th>Choice</th> <th>Number</th> <th>Percentage</th> </tr> </thead> <tbody> <tr> <td>Strongly Agree</td> <td>11</td> <td>64.71%</td> </tr> <tr> <td>Agree</td> <td>6</td> <td>35.29%</td> </tr> <tr> <td>Uncertain</td> <td>0</td> <td>0%</td> </tr> <tr> <td>Disagree</td> <td>0</td> <td>0%</td> </tr> <tr> <td>Strongly Disagree</td> <td>0</td> <td>0%</td> </tr> </tbody> </table>	Choice	Number	Percentage	Strongly Agree	11	64.71%	Agree	6	35.29%	Uncertain	0	0%	Disagree	0	0%	Strongly Disagree	0	0%	<p>64.7%</p>		
Choice	Number	Percentage																					
Strongly Agree	11	64.71%																					
Agree	6	35.29%																					
Uncertain	0	0%																					
Disagree	0	0%																					
Strongly Disagree	0	0%																					
3	The Instructor has completed the whole course	<table border="1"> <thead> <tr> <th>Choice</th> <th>Number</th> <th>Percentage</th> </tr> </thead> <tbody> <tr> <td>Strongly Agree</td> <td>10</td> <td>58.82%</td> </tr> <tr> <td>Agree</td> <td>6</td> <td>35.29%</td> </tr> <tr> <td>Uncertain</td> <td>1</td> <td>5.88%</td> </tr> <tr> <td>Disagree</td> <td>0</td> <td>0%</td> </tr> <tr> <td>Strongly Disagree</td> <td>0</td> <td>0%</td> </tr> </tbody> </table>	Choice	Number	Percentage	Strongly Agree	10	58.82%	Agree	6	35.29%	Uncertain	1	5.88%	Disagree	0	0%	Strongly Disagree	0	0%	<p>58.8%</p>		
Choice	Number	Percentage																					
Strongly Agree	10	58.82%																					
Agree	6	35.29%																					
Uncertain	1	5.88%																					
Disagree	0	0%																					
Strongly Disagree	0	0%																					
4	The Instructor provides additional material apart from the textbook	<table border="1"> <thead> <tr> <th>Choice</th> <th>Number</th> <th>Percentage</th> </tr> </thead> <tbody> <tr> <td>Strongly Agree</td> <td>11</td> <td>64.71%</td> </tr> <tr> <td>Agree</td> <td>5</td> <td>29.41%</td> </tr> <tr> <td>Uncertain</td> <td>1</td> <td>5.88%</td> </tr> <tr> <td>Disagree</td> <td>0</td> <td>0%</td> </tr> <tr> <td>Strongly Disagree</td> <td>0</td> <td>0%</td> </tr> </tbody> </table>	Choice	Number	Percentage	Strongly Agree	11	64.71%	Agree	5	29.41%	Uncertain	1	5.88%	Disagree	0	0%	Strongly Disagree	0	0%	<p>64.7%</p>		
Choice	Number	Percentage																					
Strongly Agree	11	64.71%																					
Agree	5	29.41%																					
Uncertain	1	5.88%																					
Disagree	0	0%																					
Strongly Disagree	0	0%																					

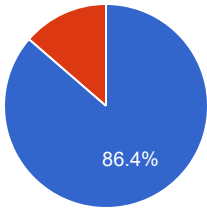
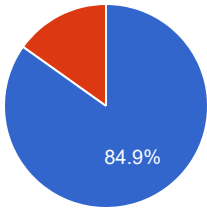
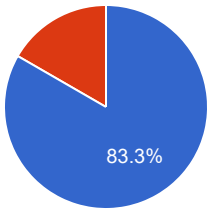
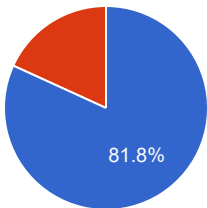
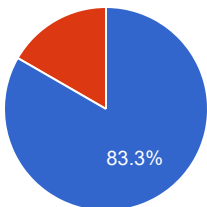
5	The Instructor gives citations regarding current situations with reference to Pakistani context	<table border="1"> <thead> <tr> <th>Choice</th> <th>Number</th> <th>Percentage</th> </tr> </thead> <tbody> <tr> <td>Strongly Agree</td> <td>10</td> <td>58.82%</td> </tr> <tr> <td>Agree</td> <td>6</td> <td>35.29%</td> </tr> <tr> <td>Uncertain</td> <td>1</td> <td>5.88%</td> </tr> <tr> <td>Disagree</td> <td>0</td> <td>0%</td> </tr> <tr> <td>Strongly Disagree</td> <td>0</td> <td>0%</td> </tr> </tbody> </table>	Choice	Number	Percentage	Strongly Agree	10	58.82%	Agree	6	35.29%	Uncertain	1	5.88%	Disagree	0	0%	Strongly Disagree	0	0%	 <ul style="list-style-type: none"> ● Stron... ● Agree ● Unce...
Choice	Number	Percentage																			
Strongly Agree	10	58.82%																			
Agree	6	35.29%																			
Uncertain	1	5.88%																			
Disagree	0	0%																			
Strongly Disagree	0	0%																			
6	The Instructor communicates the subject matter effectively	<table border="1"> <thead> <tr> <th>Choice</th> <th>Number</th> <th>Percentage</th> </tr> </thead> <tbody> <tr> <td>Strongly Agree</td> <td>10</td> <td>58.82%</td> </tr> <tr> <td>Agree</td> <td>6</td> <td>35.29%</td> </tr> <tr> <td>Uncertain</td> <td>0</td> <td>0%</td> </tr> <tr> <td>Disagree</td> <td>1</td> <td>5.88%</td> </tr> <tr> <td>Strongly Disagree</td> <td>0</td> <td>0%</td> </tr> </tbody> </table>	Choice	Number	Percentage	Strongly Agree	10	58.82%	Agree	6	35.29%	Uncertain	0	0%	Disagree	1	5.88%	Strongly Disagree	0	0%	 <ul style="list-style-type: none"> ● Stron... ● Agree ● Disa...
Choice	Number	Percentage																			
Strongly Agree	10	58.82%																			
Agree	6	35.29%																			
Uncertain	0	0%																			
Disagree	1	5.88%																			
Strongly Disagree	0	0%																			
7	The Instructor shows respect towards students and encourages class participation	<table border="1"> <thead> <tr> <th>Choice</th> <th>Number</th> <th>Percentage</th> </tr> </thead> <tbody> <tr> <td>Strongly Agree</td> <td>10</td> <td>58.82%</td> </tr> <tr> <td>Agree</td> <td>5</td> <td>29.41%</td> </tr> <tr> <td>Uncertain</td> <td>2</td> <td>11.76%</td> </tr> <tr> <td>Disagree</td> <td>0</td> <td>0%</td> </tr> <tr> <td>Strongly Disagree</td> <td>0</td> <td>0%</td> </tr> </tbody> </table>	Choice	Number	Percentage	Strongly Agree	10	58.82%	Agree	5	29.41%	Uncertain	2	11.76%	Disagree	0	0%	Strongly Disagree	0	0%	 <ul style="list-style-type: none"> ● Stron... ● Agree ● Unce...
Choice	Number	Percentage																			
Strongly Agree	10	58.82%																			
Agree	5	29.41%																			
Uncertain	2	11.76%																			
Disagree	0	0%																			
Strongly Disagree	0	0%																			
8	The Instructor maintains an environment that is conducive to learning	<table border="1"> <thead> <tr> <th>Choice</th> <th>Number</th> <th>Percentage</th> </tr> </thead> <tbody> <tr> <td>Strongly Agree</td> <td>10</td> <td>58.82%</td> </tr> <tr> <td>Agree</td> <td>7</td> <td>41.18%</td> </tr> <tr> <td>Uncertain</td> <td>0</td> <td>0%</td> </tr> <tr> <td>Disagree</td> <td>0</td> <td>0%</td> </tr> <tr> <td>Strongly Disagree</td> <td>0</td> <td>0%</td> </tr> </tbody> </table>	Choice	Number	Percentage	Strongly Agree	10	58.82%	Agree	7	41.18%	Uncertain	0	0%	Disagree	0	0%	Strongly Disagree	0	0%	 <ul style="list-style-type: none"> ● Stron... ● Agree
Choice	Number	Percentage																			
Strongly Agree	10	58.82%																			
Agree	7	41.18%																			
Uncertain	0	0%																			
Disagree	0	0%																			
Strongly Disagree	0	0%																			
9	The Instructor arrives on time	<table border="1"> <thead> <tr> <th>Choice</th> <th>Number</th> <th>Percentage</th> </tr> </thead> <tbody> <tr> <td>Strongly Agree</td> <td>11</td> <td>64.71%</td> </tr> <tr> <td>Agree</td> <td>6</td> <td>35.29%</td> </tr> <tr> <td>Uncertain</td> <td>0</td> <td>0%</td> </tr> <tr> <td>Disagree</td> <td>0</td> <td>0%</td> </tr> <tr> <td>Strongly Disagree</td> <td>0</td> <td>0%</td> </tr> </tbody> </table>	Choice	Number	Percentage	Strongly Agree	11	64.71%	Agree	6	35.29%	Uncertain	0	0%	Disagree	0	0%	Strongly Disagree	0	0%	 <ul style="list-style-type: none"> ● Stron... ● Agree
Choice	Number	Percentage																			
Strongly Agree	11	64.71%																			
Agree	6	35.29%																			
Uncertain	0	0%																			
Disagree	0	0%																			
Strongly Disagree	0	0%																			

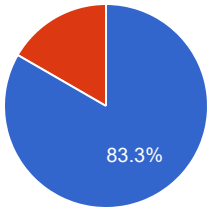
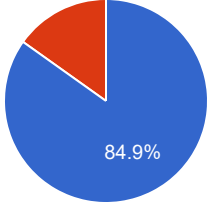
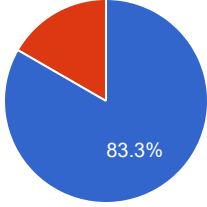
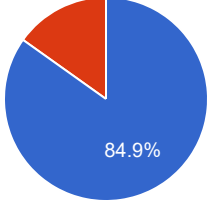
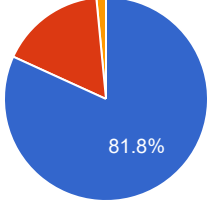
10	The Instructor leaves on time	<table border="1"> <thead> <tr> <th>Choice</th> <th>Number</th> <th>Percentage</th> </tr> </thead> <tbody> <tr> <td>Strongly Agree</td> <td>11</td> <td>64.71%</td> </tr> <tr> <td>Agree</td> <td>5</td> <td>29.41%</td> </tr> <tr> <td>Uncertain</td> <td>1</td> <td>5.88%</td> </tr> <tr> <td>Disagree</td> <td>0</td> <td>0%</td> </tr> <tr> <td>Strongly Disagree</td> <td>0</td> <td>0%</td> </tr> </tbody> </table>	Choice	Number	Percentage	Strongly Agree	11	64.71%	Agree	5	29.41%	Uncertain	1	5.88%	Disagree	0	0%	Strongly Disagree	0	0%	 <ul style="list-style-type: none"> ● Stron... ● Agree ● Unce...
Choice	Number	Percentage																			
Strongly Agree	11	64.71%																			
Agree	5	29.41%																			
Uncertain	1	5.88%																			
Disagree	0	0%																			
Strongly Disagree	0	0%																			
11	The Instructor is fair in examination	<table border="1"> <thead> <tr> <th>Choice</th> <th>Number</th> <th>Percentage</th> </tr> </thead> <tbody> <tr> <td>Strongly Agree</td> <td>11</td> <td>64.71%</td> </tr> <tr> <td>Agree</td> <td>4</td> <td>23.53%</td> </tr> <tr> <td>Uncertain</td> <td>2</td> <td>11.76%</td> </tr> <tr> <td>Disagree</td> <td>0</td> <td>0%</td> </tr> <tr> <td>Strongly Disagree</td> <td>0</td> <td>0%</td> </tr> </tbody> </table>	Choice	Number	Percentage	Strongly Agree	11	64.71%	Agree	4	23.53%	Uncertain	2	11.76%	Disagree	0	0%	Strongly Disagree	0	0%	 <ul style="list-style-type: none"> ● Stron... ● Agree ● Unce...
Choice	Number	Percentage																			
Strongly Agree	11	64.71%																			
Agree	4	23.53%																			
Uncertain	2	11.76%																			
Disagree	0	0%																			
Strongly Disagree	0	0%																			
12	The Instructor returns the graded scripts etc. in a reasonable amount of time	<table border="1"> <thead> <tr> <th>Choice</th> <th>Number</th> <th>Percentage</th> </tr> </thead> <tbody> <tr> <td>Strongly Agree</td> <td>11</td> <td>64.71%</td> </tr> <tr> <td>Agree</td> <td>6</td> <td>35.29%</td> </tr> <tr> <td>Uncertain</td> <td>0</td> <td>0%</td> </tr> <tr> <td>Disagree</td> <td>0</td> <td>0%</td> </tr> <tr> <td>Strongly Disagree</td> <td>0</td> <td>0%</td> </tr> </tbody> </table>	Choice	Number	Percentage	Strongly Agree	11	64.71%	Agree	6	35.29%	Uncertain	0	0%	Disagree	0	0%	Strongly Disagree	0	0%	 <ul style="list-style-type: none"> ● Stron... ● Agree
Choice	Number	Percentage																			
Strongly Agree	11	64.71%																			
Agree	6	35.29%																			
Uncertain	0	0%																			
Disagree	0	0%																			
Strongly Disagree	0	0%																			
13	The Instructor was available during the specified office hours and for after class consultations	<table border="1"> <thead> <tr> <th>Choice</th> <th>Number</th> <th>Percentage</th> </tr> </thead> <tbody> <tr> <td>Strongly Agree</td> <td>11</td> <td>64.71%</td> </tr> <tr> <td>Agree</td> <td>5</td> <td>29.41%</td> </tr> <tr> <td>Uncertain</td> <td>1</td> <td>5.88%</td> </tr> <tr> <td>Disagree</td> <td>0</td> <td>0%</td> </tr> <tr> <td>Strongly Disagree</td> <td>0</td> <td>0%</td> </tr> </tbody> </table>	Choice	Number	Percentage	Strongly Agree	11	64.71%	Agree	5	29.41%	Uncertain	1	5.88%	Disagree	0	0%	Strongly Disagree	0	0%	 <ul style="list-style-type: none"> ● Stron... ● Agree ● Unce...
Choice	Number	Percentage																			
Strongly Agree	11	64.71%																			
Agree	5	29.41%																			
Uncertain	1	5.88%																			
Disagree	0	0%																			
Strongly Disagree	0	0%																			
14	The Subject matter presented in the course has increased your knowledge of the subject	<table border="1"> <thead> <tr> <th>Choice</th> <th>Number</th> <th>Percentage</th> </tr> </thead> <tbody> <tr> <td>Strongly Agree</td> <td>10</td> <td>58.82%</td> </tr> <tr> <td>Agree</td> <td>7</td> <td>41.18%</td> </tr> <tr> <td>Uncertain</td> <td>0</td> <td>0%</td> </tr> <tr> <td>Disagree</td> <td>0</td> <td>0%</td> </tr> <tr> <td>Strongly Disagree</td> <td>0</td> <td>0%</td> </tr> </tbody> </table>	Choice	Number	Percentage	Strongly Agree	10	58.82%	Agree	7	41.18%	Uncertain	0	0%	Disagree	0	0%	Strongly Disagree	0	0%	 <ul style="list-style-type: none"> ● Stron... ● Agree
Choice	Number	Percentage																			
Strongly Agree	10	58.82%																			
Agree	7	41.18%																			
Uncertain	0	0%																			
Disagree	0	0%																			
Strongly Disagree	0	0%																			

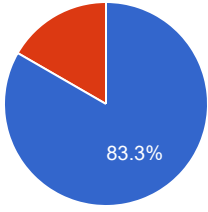
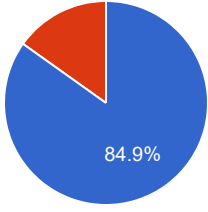
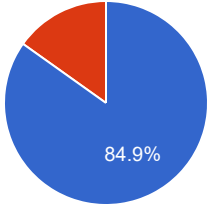
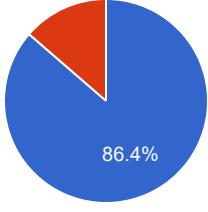
15	The syllabus clearly states course objectives requirements, procedures and grading criteria	<table border="1"> <thead> <tr> <th>Choice</th> <th>Number</th> <th>Percentage</th> </tr> </thead> <tbody> <tr> <td>Strongly Agree</td> <td>10</td> <td>58.82%</td> </tr> <tr> <td>Agree</td> <td>6</td> <td>35.29%</td> </tr> <tr> <td>Uncertain</td> <td>1</td> <td>5.88%</td> </tr> <tr> <td>Disagree</td> <td>0</td> <td>0%</td> </tr> <tr> <td>Strongly Disagree</td> <td>0</td> <td>0%</td> </tr> </tbody> </table>	Choice	Number	Percentage	Strongly Agree	10	58.82%	Agree	6	35.29%	Uncertain	1	5.88%	Disagree	0	0%	Strongly Disagree	0	0%	 <p>● Stron... ● Agree ● Unce...</p>
Choice	Number	Percentage																			
Strongly Agree	10	58.82%																			
Agree	6	35.29%																			
Uncertain	1	5.88%																			
Disagree	0	0%																			
Strongly Disagree	0	0%																			
16	The course integrates theoretical course concepts with real-world applications	<table border="1"> <thead> <tr> <th>Choice</th> <th>Number</th> <th>Percentage</th> </tr> </thead> <tbody> <tr> <td>Strongly Agree</td> <td>10</td> <td>58.82%</td> </tr> <tr> <td>Agree</td> <td>7</td> <td>41.18%</td> </tr> <tr> <td>Uncertain</td> <td>0</td> <td>0%</td> </tr> <tr> <td>Disagree</td> <td>0</td> <td>0%</td> </tr> <tr> <td>Strongly Disagree</td> <td>0</td> <td>0%</td> </tr> </tbody> </table>	Choice	Number	Percentage	Strongly Agree	10	58.82%	Agree	7	41.18%	Uncertain	0	0%	Disagree	0	0%	Strongly Disagree	0	0%	 <p>● Stron... ● Agree</p>
Choice	Number	Percentage																			
Strongly Agree	10	58.82%																			
Agree	7	41.18%																			
Uncertain	0	0%																			
Disagree	0	0%																			
Strongly Disagree	0	0%																			
17	The assignments and exams covered the materials presented in the course	<table border="1"> <thead> <tr> <th>Choice</th> <th>Number</th> <th>Percentage</th> </tr> </thead> <tbody> <tr> <td>Strongly Agree</td> <td>9</td> <td>52.94%</td> </tr> <tr> <td>Agree</td> <td>8</td> <td>47.06%</td> </tr> <tr> <td>Uncertain</td> <td>0</td> <td>0%</td> </tr> <tr> <td>Disagree</td> <td>0</td> <td>0%</td> </tr> <tr> <td>Strongly Disagree</td> <td>0</td> <td>0%</td> </tr> </tbody> </table>	Choice	Number	Percentage	Strongly Agree	9	52.94%	Agree	8	47.06%	Uncertain	0	0%	Disagree	0	0%	Strongly Disagree	0	0%	 <p>● Stron... ● Agree</p>
Choice	Number	Percentage																			
Strongly Agree	9	52.94%																			
Agree	8	47.06%																			
Uncertain	0	0%																			
Disagree	0	0%																			
Strongly Disagree	0	0%																			
18	The course material is modern and updated	<table border="1"> <thead> <tr> <th>Choice</th> <th>Number</th> <th>Percentage</th> </tr> </thead> <tbody> <tr> <td>Strongly Agree</td> <td>10</td> <td>58.82%</td> </tr> <tr> <td>Agree</td> <td>6</td> <td>35.29%</td> </tr> <tr> <td>Uncertain</td> <td>1</td> <td>5.88%</td> </tr> <tr> <td>Disagree</td> <td>0</td> <td>0%</td> </tr> <tr> <td>Strongly Disagree</td> <td>0</td> <td>0%</td> </tr> </tbody> </table>	Choice	Number	Percentage	Strongly Agree	10	58.82%	Agree	6	35.29%	Uncertain	1	5.88%	Disagree	0	0%	Strongly Disagree	0	0%	 <p>● Stron... ● Agree ● Unce...</p>
Choice	Number	Percentage																			
Strongly Agree	10	58.82%																			
Agree	6	35.29%																			
Uncertain	1	5.88%																			
Disagree	0	0%																			
Strongly Disagree	0	0%																			
Teachers Comment		Course Comment																			

Teacher Evaluation - Program: 0258

Teacher Name: UZMA		Course ID: PSY-104 Course Title: Psychology - I		Session: 2017 Fall																			
Shift: Morning -- Section:		Total Strength: 76		Attempted: 66																			
S.No	Question	Opinions			Chart																		
1	The Instructor is prepared for each class	<table border="1"> <thead> <tr> <th>Choice</th> <th>Number</th> <th>Percentage</th> </tr> </thead> <tbody> <tr> <td>Strongly Agree</td> <td>59</td> <td>89.39%</td> </tr> <tr> <td>Agree</td> <td>7</td> <td>10.61%</td> </tr> <tr> <td>Uncertain</td> <td>0</td> <td>0%</td> </tr> <tr> <td>Disagree</td> <td>0</td> <td>0%</td> </tr> <tr> <td>Strongly Disagree</td> <td>0</td> <td>0%</td> </tr> </tbody> </table>	Choice	Number	Percentage	Strongly Agree	59	89.39%	Agree	7	10.61%	Uncertain	0	0%	Disagree	0	0%	Strongly Disagree	0	0%	<p>89.4%</p>		
Choice	Number	Percentage																					
Strongly Agree	59	89.39%																					
Agree	7	10.61%																					
Uncertain	0	0%																					
Disagree	0	0%																					
Strongly Disagree	0	0%																					
2	The Instructor demonstrates knowledge of the subject	<table border="1"> <thead> <tr> <th>Choice</th> <th>Number</th> <th>Percentage</th> </tr> </thead> <tbody> <tr> <td>Strongly Agree</td> <td>57</td> <td>86.36%</td> </tr> <tr> <td>Agree</td> <td>9</td> <td>13.64%</td> </tr> <tr> <td>Uncertain</td> <td>0</td> <td>0%</td> </tr> <tr> <td>Disagree</td> <td>0</td> <td>0%</td> </tr> <tr> <td>Strongly Disagree</td> <td>0</td> <td>0%</td> </tr> </tbody> </table>	Choice	Number	Percentage	Strongly Agree	57	86.36%	Agree	9	13.64%	Uncertain	0	0%	Disagree	0	0%	Strongly Disagree	0	0%	<p>86.4%</p>		
Choice	Number	Percentage																					
Strongly Agree	57	86.36%																					
Agree	9	13.64%																					
Uncertain	0	0%																					
Disagree	0	0%																					
Strongly Disagree	0	0%																					
3	The Instructor has completed the whole course	<table border="1"> <thead> <tr> <th>Choice</th> <th>Number</th> <th>Percentage</th> </tr> </thead> <tbody> <tr> <td>Strongly Agree</td> <td>59</td> <td>89.39%</td> </tr> <tr> <td>Agree</td> <td>7</td> <td>10.61%</td> </tr> <tr> <td>Uncertain</td> <td>0</td> <td>0%</td> </tr> <tr> <td>Disagree</td> <td>0</td> <td>0%</td> </tr> <tr> <td>Strongly Disagree</td> <td>0</td> <td>0%</td> </tr> </tbody> </table>	Choice	Number	Percentage	Strongly Agree	59	89.39%	Agree	7	10.61%	Uncertain	0	0%	Disagree	0	0%	Strongly Disagree	0	0%	<p>89.4%</p>		
Choice	Number	Percentage																					
Strongly Agree	59	89.39%																					
Agree	7	10.61%																					
Uncertain	0	0%																					
Disagree	0	0%																					
Strongly Disagree	0	0%																					
4	The Instructor provides additional material apart from the textbook	<table border="1"> <thead> <tr> <th>Choice</th> <th>Number</th> <th>Percentage</th> </tr> </thead> <tbody> <tr> <td>Strongly Agree</td> <td>58</td> <td>87.88%</td> </tr> <tr> <td>Agree</td> <td>8</td> <td>12.12%</td> </tr> <tr> <td>Uncertain</td> <td>0</td> <td>0%</td> </tr> <tr> <td>Disagree</td> <td>0</td> <td>0%</td> </tr> <tr> <td>Strongly Disagree</td> <td>0</td> <td>0%</td> </tr> </tbody> </table>	Choice	Number	Percentage	Strongly Agree	58	87.88%	Agree	8	12.12%	Uncertain	0	0%	Disagree	0	0%	Strongly Disagree	0	0%	<p>87.9%</p>		
Choice	Number	Percentage																					
Strongly Agree	58	87.88%																					
Agree	8	12.12%																					
Uncertain	0	0%																					
Disagree	0	0%																					
Strongly Disagree	0	0%																					

5	The Instructor gives citations regarding current situations with reference to Pakistani context	<table border="1"> <thead> <tr> <th>Choice</th> <th>Number</th> <th>Percentage</th> </tr> </thead> <tbody> <tr> <td>Strongly Agree</td> <td>57</td> <td>86.36%</td> </tr> <tr> <td>Agree</td> <td>9</td> <td>13.64%</td> </tr> <tr> <td>Uncertain</td> <td>0</td> <td>0%</td> </tr> <tr> <td>Disagree</td> <td>0</td> <td>0%</td> </tr> <tr> <td>Strongly Disagree</td> <td>0</td> <td>0%</td> </tr> </tbody> </table>	Choice	Number	Percentage	Strongly Agree	57	86.36%	Agree	9	13.64%	Uncertain	0	0%	Disagree	0	0%	Strongly Disagree	0	0%	 <p>86.4%</p> <ul style="list-style-type: none"> ● Stron... ● Agree
Choice	Number	Percentage																			
Strongly Agree	57	86.36%																			
Agree	9	13.64%																			
Uncertain	0	0%																			
Disagree	0	0%																			
Strongly Disagree	0	0%																			
6	The Instructor communicates the subject matter effectively	<table border="1"> <thead> <tr> <th>Choice</th> <th>Number</th> <th>Percentage</th> </tr> </thead> <tbody> <tr> <td>Strongly Agree</td> <td>56</td> <td>84.85%</td> </tr> <tr> <td>Agree</td> <td>10</td> <td>15.15%</td> </tr> <tr> <td>Uncertain</td> <td>0</td> <td>0%</td> </tr> <tr> <td>Disagree</td> <td>0</td> <td>0%</td> </tr> <tr> <td>Strongly Disagree</td> <td>0</td> <td>0%</td> </tr> </tbody> </table>	Choice	Number	Percentage	Strongly Agree	56	84.85%	Agree	10	15.15%	Uncertain	0	0%	Disagree	0	0%	Strongly Disagree	0	0%	 <p>84.9%</p> <ul style="list-style-type: none"> ● Stron... ● Agree
Choice	Number	Percentage																			
Strongly Agree	56	84.85%																			
Agree	10	15.15%																			
Uncertain	0	0%																			
Disagree	0	0%																			
Strongly Disagree	0	0%																			
7	The Instructor shows respect towards students and encourages class participation	<table border="1"> <thead> <tr> <th>Choice</th> <th>Number</th> <th>Percentage</th> </tr> </thead> <tbody> <tr> <td>Strongly Agree</td> <td>55</td> <td>83.33%</td> </tr> <tr> <td>Agree</td> <td>11</td> <td>16.67%</td> </tr> <tr> <td>Uncertain</td> <td>0</td> <td>0%</td> </tr> <tr> <td>Disagree</td> <td>0</td> <td>0%</td> </tr> <tr> <td>Strongly Disagree</td> <td>0</td> <td>0%</td> </tr> </tbody> </table>	Choice	Number	Percentage	Strongly Agree	55	83.33%	Agree	11	16.67%	Uncertain	0	0%	Disagree	0	0%	Strongly Disagree	0	0%	 <p>83.3%</p> <ul style="list-style-type: none"> ● Stron... ● Agree
Choice	Number	Percentage																			
Strongly Agree	55	83.33%																			
Agree	11	16.67%																			
Uncertain	0	0%																			
Disagree	0	0%																			
Strongly Disagree	0	0%																			
8	The Instructor maintains an environment that is conducive to learning	<table border="1"> <thead> <tr> <th>Choice</th> <th>Number</th> <th>Percentage</th> </tr> </thead> <tbody> <tr> <td>Strongly Agree</td> <td>54</td> <td>81.82%</td> </tr> <tr> <td>Agree</td> <td>12</td> <td>18.18%</td> </tr> <tr> <td>Uncertain</td> <td>0</td> <td>0%</td> </tr> <tr> <td>Disagree</td> <td>0</td> <td>0%</td> </tr> <tr> <td>Strongly Disagree</td> <td>0</td> <td>0%</td> </tr> </tbody> </table>	Choice	Number	Percentage	Strongly Agree	54	81.82%	Agree	12	18.18%	Uncertain	0	0%	Disagree	0	0%	Strongly Disagree	0	0%	 <p>81.8%</p> <ul style="list-style-type: none"> ● Stron... ● Agree
Choice	Number	Percentage																			
Strongly Agree	54	81.82%																			
Agree	12	18.18%																			
Uncertain	0	0%																			
Disagree	0	0%																			
Strongly Disagree	0	0%																			
9	The Instructor arrives on time	<table border="1"> <thead> <tr> <th>Choice</th> <th>Number</th> <th>Percentage</th> </tr> </thead> <tbody> <tr> <td>Strongly Agree</td> <td>55</td> <td>83.33%</td> </tr> <tr> <td>Agree</td> <td>11</td> <td>16.67%</td> </tr> <tr> <td>Uncertain</td> <td>0</td> <td>0%</td> </tr> <tr> <td>Disagree</td> <td>0</td> <td>0%</td> </tr> <tr> <td>Strongly Disagree</td> <td>0</td> <td>0%</td> </tr> </tbody> </table>	Choice	Number	Percentage	Strongly Agree	55	83.33%	Agree	11	16.67%	Uncertain	0	0%	Disagree	0	0%	Strongly Disagree	0	0%	 <p>83.3%</p> <ul style="list-style-type: none"> ● Stron... ● Agree
Choice	Number	Percentage																			
Strongly Agree	55	83.33%																			
Agree	11	16.67%																			
Uncertain	0	0%																			
Disagree	0	0%																			
Strongly Disagree	0	0%																			

10	The Instructor leaves on time	<table border="1"> <thead> <tr> <th>Choice</th> <th>Number</th> <th>Percentage</th> </tr> </thead> <tbody> <tr> <td>Strongly Agree</td> <td>55</td> <td>83.33%</td> </tr> <tr> <td>Agree</td> <td>11</td> <td>16.67%</td> </tr> <tr> <td>Uncertain</td> <td>0</td> <td>0%</td> </tr> <tr> <td>Disagree</td> <td>0</td> <td>0%</td> </tr> <tr> <td>Strongly Disagree</td> <td>0</td> <td>0%</td> </tr> </tbody> </table>	Choice	Number	Percentage	Strongly Agree	55	83.33%	Agree	11	16.67%	Uncertain	0	0%	Disagree	0	0%	Strongly Disagree	0	0%	 <p>83.3%</p> <ul style="list-style-type: none"> ● Stron... ● Agree
Choice	Number	Percentage																			
Strongly Agree	55	83.33%																			
Agree	11	16.67%																			
Uncertain	0	0%																			
Disagree	0	0%																			
Strongly Disagree	0	0%																			
11	The Instructor is fair in examination	<table border="1"> <thead> <tr> <th>Choice</th> <th>Number</th> <th>Percentage</th> </tr> </thead> <tbody> <tr> <td>Strongly Agree</td> <td>56</td> <td>84.85%</td> </tr> <tr> <td>Agree</td> <td>10</td> <td>15.15%</td> </tr> <tr> <td>Uncertain</td> <td>0</td> <td>0%</td> </tr> <tr> <td>Disagree</td> <td>0</td> <td>0%</td> </tr> <tr> <td>Strongly Disagree</td> <td>0</td> <td>0%</td> </tr> </tbody> </table>	Choice	Number	Percentage	Strongly Agree	56	84.85%	Agree	10	15.15%	Uncertain	0	0%	Disagree	0	0%	Strongly Disagree	0	0%	 <p>84.9%</p> <ul style="list-style-type: none"> ● Stron... ● Agree
Choice	Number	Percentage																			
Strongly Agree	56	84.85%																			
Agree	10	15.15%																			
Uncertain	0	0%																			
Disagree	0	0%																			
Strongly Disagree	0	0%																			
12	The Instructor returns the graded scripts etc. in a reasonable amount of time	<table border="1"> <thead> <tr> <th>Choice</th> <th>Number</th> <th>Percentage</th> </tr> </thead> <tbody> <tr> <td>Strongly Agree</td> <td>55</td> <td>83.33%</td> </tr> <tr> <td>Agree</td> <td>11</td> <td>16.67%</td> </tr> <tr> <td>Uncertain</td> <td>0</td> <td>0%</td> </tr> <tr> <td>Disagree</td> <td>0</td> <td>0%</td> </tr> <tr> <td>Strongly Disagree</td> <td>0</td> <td>0%</td> </tr> </tbody> </table>	Choice	Number	Percentage	Strongly Agree	55	83.33%	Agree	11	16.67%	Uncertain	0	0%	Disagree	0	0%	Strongly Disagree	0	0%	 <p>83.3%</p> <ul style="list-style-type: none"> ● Stron... ● Agree
Choice	Number	Percentage																			
Strongly Agree	55	83.33%																			
Agree	11	16.67%																			
Uncertain	0	0%																			
Disagree	0	0%																			
Strongly Disagree	0	0%																			
13	The Instructor was available during the specified office hours and for after class consultations	<table border="1"> <thead> <tr> <th>Choice</th> <th>Number</th> <th>Percentage</th> </tr> </thead> <tbody> <tr> <td>Strongly Agree</td> <td>56</td> <td>84.85%</td> </tr> <tr> <td>Agree</td> <td>10</td> <td>15.15%</td> </tr> <tr> <td>Uncertain</td> <td>0</td> <td>0%</td> </tr> <tr> <td>Disagree</td> <td>0</td> <td>0%</td> </tr> <tr> <td>Strongly Disagree</td> <td>0</td> <td>0%</td> </tr> </tbody> </table>	Choice	Number	Percentage	Strongly Agree	56	84.85%	Agree	10	15.15%	Uncertain	0	0%	Disagree	0	0%	Strongly Disagree	0	0%	 <p>84.9%</p> <ul style="list-style-type: none"> ● Stron... ● Agree
Choice	Number	Percentage																			
Strongly Agree	56	84.85%																			
Agree	10	15.15%																			
Uncertain	0	0%																			
Disagree	0	0%																			
Strongly Disagree	0	0%																			
14	The Subject matter presented in the course has increased your knowledge of the subject	<table border="1"> <thead> <tr> <th>Choice</th> <th>Number</th> <th>Percentage</th> </tr> </thead> <tbody> <tr> <td>Strongly Agree</td> <td>54</td> <td>81.82%</td> </tr> <tr> <td>Agree</td> <td>11</td> <td>16.67%</td> </tr> <tr> <td>Uncertain</td> <td>1</td> <td>1.52%</td> </tr> <tr> <td>Disagree</td> <td>0</td> <td>0%</td> </tr> <tr> <td>Strongly Disagree</td> <td>0</td> <td>0%</td> </tr> </tbody> </table>	Choice	Number	Percentage	Strongly Agree	54	81.82%	Agree	11	16.67%	Uncertain	1	1.52%	Disagree	0	0%	Strongly Disagree	0	0%	 <p>81.8%</p> <ul style="list-style-type: none"> ● Stron... ● Agree ● Unce...
Choice	Number	Percentage																			
Strongly Agree	54	81.82%																			
Agree	11	16.67%																			
Uncertain	1	1.52%																			
Disagree	0	0%																			
Strongly Disagree	0	0%																			

15	The syllabus clearly states course objectives requirements, procedures and grading criteria	<table border="1"> <thead> <tr> <th>Choice</th> <th>Number</th> <th>Percentage</th> </tr> </thead> <tbody> <tr> <td>Strongly Agree</td> <td>55</td> <td>83.33%</td> </tr> <tr> <td>Agree</td> <td>11</td> <td>16.67%</td> </tr> <tr> <td>Uncertain</td> <td>0</td> <td>0%</td> </tr> <tr> <td>Disagree</td> <td>0</td> <td>0%</td> </tr> <tr> <td>Strongly Disagree</td> <td>0</td> <td>0%</td> </tr> </tbody> </table>	Choice	Number	Percentage	Strongly Agree	55	83.33%	Agree	11	16.67%	Uncertain	0	0%	Disagree	0	0%	Strongly Disagree	0	0%	 <p>83.3%</p> <p>● Stron... ● Agree</p>
Choice	Number	Percentage																			
Strongly Agree	55	83.33%																			
Agree	11	16.67%																			
Uncertain	0	0%																			
Disagree	0	0%																			
Strongly Disagree	0	0%																			
16	The course integrates theoretical course concepts with real-world applications	<table border="1"> <thead> <tr> <th>Choice</th> <th>Number</th> <th>Percentage</th> </tr> </thead> <tbody> <tr> <td>Strongly Agree</td> <td>56</td> <td>84.85%</td> </tr> <tr> <td>Agree</td> <td>10</td> <td>15.15%</td> </tr> <tr> <td>Uncertain</td> <td>0</td> <td>0%</td> </tr> <tr> <td>Disagree</td> <td>0</td> <td>0%</td> </tr> <tr> <td>Strongly Disagree</td> <td>0</td> <td>0%</td> </tr> </tbody> </table>	Choice	Number	Percentage	Strongly Agree	56	84.85%	Agree	10	15.15%	Uncertain	0	0%	Disagree	0	0%	Strongly Disagree	0	0%	 <p>84.9%</p> <p>● Stron... ● Agree</p>
Choice	Number	Percentage																			
Strongly Agree	56	84.85%																			
Agree	10	15.15%																			
Uncertain	0	0%																			
Disagree	0	0%																			
Strongly Disagree	0	0%																			
17	The assignments and exams covered the materials presented in the course	<table border="1"> <thead> <tr> <th>Choice</th> <th>Number</th> <th>Percentage</th> </tr> </thead> <tbody> <tr> <td>Strongly Agree</td> <td>56</td> <td>84.85%</td> </tr> <tr> <td>Agree</td> <td>10</td> <td>15.15%</td> </tr> <tr> <td>Uncertain</td> <td>0</td> <td>0%</td> </tr> <tr> <td>Disagree</td> <td>0</td> <td>0%</td> </tr> <tr> <td>Strongly Disagree</td> <td>0</td> <td>0%</td> </tr> </tbody> </table>	Choice	Number	Percentage	Strongly Agree	56	84.85%	Agree	10	15.15%	Uncertain	0	0%	Disagree	0	0%	Strongly Disagree	0	0%	 <p>84.9%</p> <p>● Stron... ● Agree</p>
Choice	Number	Percentage																			
Strongly Agree	56	84.85%																			
Agree	10	15.15%																			
Uncertain	0	0%																			
Disagree	0	0%																			
Strongly Disagree	0	0%																			
18	The course material is modern and updated	<table border="1"> <thead> <tr> <th>Choice</th> <th>Number</th> <th>Percentage</th> </tr> </thead> <tbody> <tr> <td>Strongly Agree</td> <td>57</td> <td>86.36%</td> </tr> <tr> <td>Agree</td> <td>9</td> <td>13.64%</td> </tr> <tr> <td>Uncertain</td> <td>0</td> <td>0%</td> </tr> <tr> <td>Disagree</td> <td>0</td> <td>0%</td> </tr> <tr> <td>Strongly Disagree</td> <td>0</td> <td>0%</td> </tr> </tbody> </table>	Choice	Number	Percentage	Strongly Agree	57	86.36%	Agree	9	13.64%	Uncertain	0	0%	Disagree	0	0%	Strongly Disagree	0	0%	 <p>86.4%</p> <p>● Stron... ● Agree</p>
Choice	Number	Percentage																			
Strongly Agree	57	86.36%																			
Agree	9	13.64%																			
Uncertain	0	0%																			
Disagree	0	0%																			
Strongly Disagree	0	0%																			
Teachers Comment		Course Comment																			

Teacher Evaluation - Program: 0258

Teacher Name: AHMAD FAROOQ		Course ID: ENG-210 Course Title: Morphology & Syntax - I		Session: 2017 Fall																			
Shift: Morning -- Section:		Total Strength: 44		Attempted: 46																			
S.No	Question	Opinions			Chart																		
1	The Instructor is prepared for each class	<table border="1"> <thead> <tr> <th>Choice</th> <th>Number</th> <th>Percentage</th> </tr> </thead> <tbody> <tr> <td>Strongly Agree</td> <td>28</td> <td>60.87%</td> </tr> <tr> <td>Agree</td> <td>17</td> <td>36.96%</td> </tr> <tr> <td>Uncertain</td> <td>0</td> <td>0%</td> </tr> <tr> <td>Disagree</td> <td>0</td> <td>0%</td> </tr> <tr> <td>Strongly Disagree</td> <td>1</td> <td>2.17%</td> </tr> </tbody> </table>	Choice	Number	Percentage	Strongly Agree	28	60.87%	Agree	17	36.96%	Uncertain	0	0%	Disagree	0	0%	Strongly Disagree	1	2.17%	<p>A pie chart showing the distribution of responses for question 1. The chart is divided into three segments: a large blue segment representing 'Strongly Agree' at 60.9%, a red segment representing 'Agree' at 37%, and a very small purple segment representing 'Strongly Disagree' at 2.17%. The 'Disagree' and 'Uncertain' categories are not visible as they represent 0%.</p>		
Choice	Number	Percentage																					
Strongly Agree	28	60.87%																					
Agree	17	36.96%																					
Uncertain	0	0%																					
Disagree	0	0%																					
Strongly Disagree	1	2.17%																					
2	The Instructor demonstrates knowledge of the subject	<table border="1"> <thead> <tr> <th>Choice</th> <th>Number</th> <th>Percentage</th> </tr> </thead> <tbody> <tr> <td>Strongly Agree</td> <td>24</td> <td>52.17%</td> </tr> <tr> <td>Agree</td> <td>21</td> <td>45.65%</td> </tr> <tr> <td>Uncertain</td> <td>0</td> <td>0%</td> </tr> <tr> <td>Disagree</td> <td>0</td> <td>0%</td> </tr> <tr> <td>Strongly Disagree</td> <td>1</td> <td>2.17%</td> </tr> </tbody> </table>	Choice	Number	Percentage	Strongly Agree	24	52.17%	Agree	21	45.65%	Uncertain	0	0%	Disagree	0	0%	Strongly Disagree	1	2.17%	<p>A pie chart showing the distribution of responses for question 2. The chart is divided into three segments: a blue segment representing 'Strongly Agree' at 52.2%, a red segment representing 'Agree' at 45.7%, and a very small purple segment representing 'Strongly Disagree' at 2.17%. The 'Disagree' and 'Uncertain' categories are not visible as they represent 0%.</p>		
Choice	Number	Percentage																					
Strongly Agree	24	52.17%																					
Agree	21	45.65%																					
Uncertain	0	0%																					
Disagree	0	0%																					
Strongly Disagree	1	2.17%																					
3	The Instructor has completed the whole course	<table border="1"> <thead> <tr> <th>Choice</th> <th>Number</th> <th>Percentage</th> </tr> </thead> <tbody> <tr> <td>Strongly Agree</td> <td>26</td> <td>56.52%</td> </tr> <tr> <td>Agree</td> <td>19</td> <td>41.3%</td> </tr> <tr> <td>Uncertain</td> <td>0</td> <td>0%</td> </tr> <tr> <td>Disagree</td> <td>0</td> <td>0%</td> </tr> <tr> <td>Strongly Disagree</td> <td>1</td> <td>2.17%</td> </tr> </tbody> </table>	Choice	Number	Percentage	Strongly Agree	26	56.52%	Agree	19	41.3%	Uncertain	0	0%	Disagree	0	0%	Strongly Disagree	1	2.17%	<p>A pie chart showing the distribution of responses for question 3. The chart is divided into three segments: a blue segment representing 'Strongly Agree' at 56.5%, a red segment representing 'Agree' at 41.3%, and a very small purple segment representing 'Strongly Disagree' at 2.17%. The 'Disagree' and 'Uncertain' categories are not visible as they represent 0%.</p>		
Choice	Number	Percentage																					
Strongly Agree	26	56.52%																					
Agree	19	41.3%																					
Uncertain	0	0%																					
Disagree	0	0%																					
Strongly Disagree	1	2.17%																					
4	The Instructor provides additional material apart from the textbook	<table border="1"> <thead> <tr> <th>Choice</th> <th>Number</th> <th>Percentage</th> </tr> </thead> <tbody> <tr> <td>Strongly Agree</td> <td>24</td> <td>52.17%</td> </tr> <tr> <td>Agree</td> <td>21</td> <td>45.65%</td> </tr> <tr> <td>Uncertain</td> <td>0</td> <td>0%</td> </tr> <tr> <td>Disagree</td> <td>0</td> <td>0%</td> </tr> <tr> <td>Strongly Disagree</td> <td>1</td> <td>2.17%</td> </tr> </tbody> </table>	Choice	Number	Percentage	Strongly Agree	24	52.17%	Agree	21	45.65%	Uncertain	0	0%	Disagree	0	0%	Strongly Disagree	1	2.17%	<p>A pie chart showing the distribution of responses for question 4. The chart is divided into three segments: a blue segment representing 'Strongly Agree' at 52.2%, a red segment representing 'Agree' at 45.7%, and a very small purple segment representing 'Strongly Disagree' at 2.17%. The 'Disagree' and 'Uncertain' categories are not visible as they represent 0%.</p>		
Choice	Number	Percentage																					
Strongly Agree	24	52.17%																					
Agree	21	45.65%																					
Uncertain	0	0%																					
Disagree	0	0%																					
Strongly Disagree	1	2.17%																					

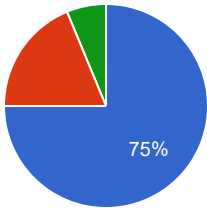
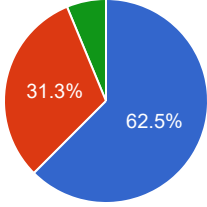
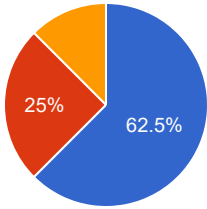
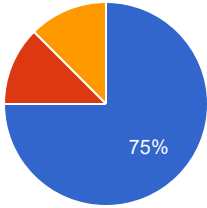
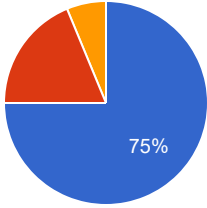
5	The Instructor gives citations regarding current situations with reference to Pakistani context	<table border="1"> <thead> <tr> <th>Choice</th> <th>Number</th> <th>Percentage</th> </tr> </thead> <tbody> <tr> <td>Strongly Agree</td> <td>27</td> <td>58.7%</td> </tr> <tr> <td>Agree</td> <td>18</td> <td>39.13%</td> </tr> <tr> <td>Uncertain</td> <td>0</td> <td>0%</td> </tr> <tr> <td>Disagree</td> <td>0</td> <td>0%</td> </tr> <tr> <td>Strongly Disagree</td> <td>1</td> <td>2.17%</td> </tr> </tbody> </table>	Choice	Number	Percentage	Strongly Agree	27	58.7%	Agree	18	39.13%	Uncertain	0	0%	Disagree	0	0%	Strongly Disagree	1	2.17%	<p>Legend: Strongly Agree (blue), Agree (red), Strongly Disagree (purple)</p>
Choice	Number	Percentage																			
Strongly Agree	27	58.7%																			
Agree	18	39.13%																			
Uncertain	0	0%																			
Disagree	0	0%																			
Strongly Disagree	1	2.17%																			
6	The Instructor communicates the subject matter effectively	<table border="1"> <thead> <tr> <th>Choice</th> <th>Number</th> <th>Percentage</th> </tr> </thead> <tbody> <tr> <td>Strongly Agree</td> <td>25</td> <td>54.35%</td> </tr> <tr> <td>Agree</td> <td>19</td> <td>41.3%</td> </tr> <tr> <td>Uncertain</td> <td>1</td> <td>2.17%</td> </tr> <tr> <td>Disagree</td> <td>0</td> <td>0%</td> </tr> <tr> <td>Strongly Disagree</td> <td>1</td> <td>2.17%</td> </tr> </tbody> </table>	Choice	Number	Percentage	Strongly Agree	25	54.35%	Agree	19	41.3%	Uncertain	1	2.17%	Disagree	0	0%	Strongly Disagree	1	2.17%	<p>Legend: Strongly Agree (blue), Agree (red), Uncertain (yellow), Strongly Disagree (purple)</p>
Choice	Number	Percentage																			
Strongly Agree	25	54.35%																			
Agree	19	41.3%																			
Uncertain	1	2.17%																			
Disagree	0	0%																			
Strongly Disagree	1	2.17%																			
7	The Instructor shows respect towards students and encourages class participation	<table border="1"> <thead> <tr> <th>Choice</th> <th>Number</th> <th>Percentage</th> </tr> </thead> <tbody> <tr> <td>Strongly Agree</td> <td>25</td> <td>54.35%</td> </tr> <tr> <td>Agree</td> <td>19</td> <td>41.3%</td> </tr> <tr> <td>Uncertain</td> <td>1</td> <td>2.17%</td> </tr> <tr> <td>Disagree</td> <td>0</td> <td>0%</td> </tr> <tr> <td>Strongly Disagree</td> <td>1</td> <td>2.17%</td> </tr> </tbody> </table>	Choice	Number	Percentage	Strongly Agree	25	54.35%	Agree	19	41.3%	Uncertain	1	2.17%	Disagree	0	0%	Strongly Disagree	1	2.17%	<p>Legend: Strongly Agree (blue), Agree (red), Uncertain (yellow), Strongly Disagree (purple)</p>
Choice	Number	Percentage																			
Strongly Agree	25	54.35%																			
Agree	19	41.3%																			
Uncertain	1	2.17%																			
Disagree	0	0%																			
Strongly Disagree	1	2.17%																			
8	The Instructor maintains an environment that is conducive to learning	<table border="1"> <thead> <tr> <th>Choice</th> <th>Number</th> <th>Percentage</th> </tr> </thead> <tbody> <tr> <td>Strongly Agree</td> <td>25</td> <td>54.35%</td> </tr> <tr> <td>Agree</td> <td>19</td> <td>41.3%</td> </tr> <tr> <td>Uncertain</td> <td>1</td> <td>2.17%</td> </tr> <tr> <td>Disagree</td> <td>0</td> <td>0%</td> </tr> <tr> <td>Strongly Disagree</td> <td>1</td> <td>2.17%</td> </tr> </tbody> </table>	Choice	Number	Percentage	Strongly Agree	25	54.35%	Agree	19	41.3%	Uncertain	1	2.17%	Disagree	0	0%	Strongly Disagree	1	2.17%	<p>Legend: Strongly Agree (blue), Agree (red), Uncertain (yellow), Strongly Disagree (purple)</p>
Choice	Number	Percentage																			
Strongly Agree	25	54.35%																			
Agree	19	41.3%																			
Uncertain	1	2.17%																			
Disagree	0	0%																			
Strongly Disagree	1	2.17%																			
9	The Instructor arrives on time	<table border="1"> <thead> <tr> <th>Choice</th> <th>Number</th> <th>Percentage</th> </tr> </thead> <tbody> <tr> <td>Strongly Agree</td> <td>24</td> <td>52.17%</td> </tr> <tr> <td>Agree</td> <td>21</td> <td>45.65%</td> </tr> <tr> <td>Uncertain</td> <td>0</td> <td>0%</td> </tr> <tr> <td>Disagree</td> <td>0</td> <td>0%</td> </tr> <tr> <td>Strongly Disagree</td> <td>1</td> <td>2.17%</td> </tr> </tbody> </table>	Choice	Number	Percentage	Strongly Agree	24	52.17%	Agree	21	45.65%	Uncertain	0	0%	Disagree	0	0%	Strongly Disagree	1	2.17%	<p>Legend: Strongly Agree (blue), Agree (red), Strongly Disagree (purple)</p>
Choice	Number	Percentage																			
Strongly Agree	24	52.17%																			
Agree	21	45.65%																			
Uncertain	0	0%																			
Disagree	0	0%																			
Strongly Disagree	1	2.17%																			

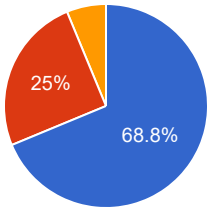
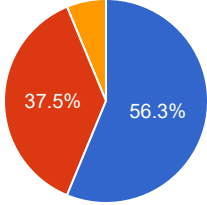
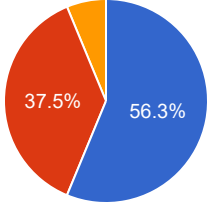
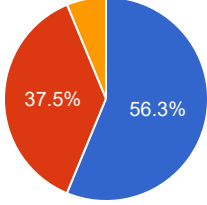
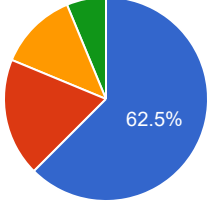
10	The Instructor leaves on time	<table border="1"> <thead> <tr> <th>Choice</th> <th>Number</th> <th>Percentage</th> </tr> </thead> <tbody> <tr> <td>Strongly Agree</td> <td>24</td> <td>52.17%</td> </tr> <tr> <td>Agree</td> <td>21</td> <td>45.65%</td> </tr> <tr> <td>Uncertain</td> <td>0</td> <td>0%</td> </tr> <tr> <td>Disagree</td> <td>0</td> <td>0%</td> </tr> <tr> <td>Strongly Disagree</td> <td>1</td> <td>2.17%</td> </tr> </tbody> </table>	Choice	Number	Percentage	Strongly Agree	24	52.17%	Agree	21	45.65%	Uncertain	0	0%	Disagree	0	0%	Strongly Disagree	1	2.17%	<p>Legend: Strongly Agree (blue), Agree (red), Strongly Disagree (purple)</p>
Choice	Number	Percentage																			
Strongly Agree	24	52.17%																			
Agree	21	45.65%																			
Uncertain	0	0%																			
Disagree	0	0%																			
Strongly Disagree	1	2.17%																			
11	The Instructor is fair in examination	<table border="1"> <thead> <tr> <th>Choice</th> <th>Number</th> <th>Percentage</th> </tr> </thead> <tbody> <tr> <td>Strongly Agree</td> <td>23</td> <td>50%</td> </tr> <tr> <td>Agree</td> <td>21</td> <td>45.65%</td> </tr> <tr> <td>Uncertain</td> <td>1</td> <td>2.17%</td> </tr> <tr> <td>Disagree</td> <td>0</td> <td>0%</td> </tr> <tr> <td>Strongly Disagree</td> <td>1</td> <td>2.17%</td> </tr> </tbody> </table>	Choice	Number	Percentage	Strongly Agree	23	50%	Agree	21	45.65%	Uncertain	1	2.17%	Disagree	0	0%	Strongly Disagree	1	2.17%	<p>Legend: Strongly Agree (blue), Agree (red), Uncertain (yellow), Strongly Disagree (purple)</p>
Choice	Number	Percentage																			
Strongly Agree	23	50%																			
Agree	21	45.65%																			
Uncertain	1	2.17%																			
Disagree	0	0%																			
Strongly Disagree	1	2.17%																			
12	The Instructor returns the graded scripts etc. in a reasonable amount of time	<table border="1"> <thead> <tr> <th>Choice</th> <th>Number</th> <th>Percentage</th> </tr> </thead> <tbody> <tr> <td>Strongly Agree</td> <td>22</td> <td>47.83%</td> </tr> <tr> <td>Agree</td> <td>22</td> <td>47.83%</td> </tr> <tr> <td>Uncertain</td> <td>1</td> <td>2.17%</td> </tr> <tr> <td>Disagree</td> <td>0</td> <td>0%</td> </tr> <tr> <td>Strongly Disagree</td> <td>1</td> <td>2.17%</td> </tr> </tbody> </table>	Choice	Number	Percentage	Strongly Agree	22	47.83%	Agree	22	47.83%	Uncertain	1	2.17%	Disagree	0	0%	Strongly Disagree	1	2.17%	<p>Legend: Strongly Agree (blue), Agree (red), Uncertain (yellow), Strongly Disagree (purple)</p>
Choice	Number	Percentage																			
Strongly Agree	22	47.83%																			
Agree	22	47.83%																			
Uncertain	1	2.17%																			
Disagree	0	0%																			
Strongly Disagree	1	2.17%																			
13	The Instructor was available during the specified office hours and for after class consultations	<table border="1"> <thead> <tr> <th>Choice</th> <th>Number</th> <th>Percentage</th> </tr> </thead> <tbody> <tr> <td>Strongly Agree</td> <td>23</td> <td>50%</td> </tr> <tr> <td>Agree</td> <td>21</td> <td>45.65%</td> </tr> <tr> <td>Uncertain</td> <td>1</td> <td>2.17%</td> </tr> <tr> <td>Disagree</td> <td>0</td> <td>0%</td> </tr> <tr> <td>Strongly Disagree</td> <td>1</td> <td>2.17%</td> </tr> </tbody> </table>	Choice	Number	Percentage	Strongly Agree	23	50%	Agree	21	45.65%	Uncertain	1	2.17%	Disagree	0	0%	Strongly Disagree	1	2.17%	<p>Legend: Strongly Agree (blue), Agree (red), Uncertain (yellow), Strongly Disagree (purple)</p>
Choice	Number	Percentage																			
Strongly Agree	23	50%																			
Agree	21	45.65%																			
Uncertain	1	2.17%																			
Disagree	0	0%																			
Strongly Disagree	1	2.17%																			
14	The Subject matter presented in the course has increased your knowledge of the subject	<table border="1"> <thead> <tr> <th>Choice</th> <th>Number</th> <th>Percentage</th> </tr> </thead> <tbody> <tr> <td>Strongly Agree</td> <td>24</td> <td>52.17%</td> </tr> <tr> <td>Agree</td> <td>20</td> <td>43.48%</td> </tr> <tr> <td>Uncertain</td> <td>1</td> <td>2.17%</td> </tr> <tr> <td>Disagree</td> <td>0</td> <td>0%</td> </tr> <tr> <td>Strongly Disagree</td> <td>1</td> <td>2.17%</td> </tr> </tbody> </table>	Choice	Number	Percentage	Strongly Agree	24	52.17%	Agree	20	43.48%	Uncertain	1	2.17%	Disagree	0	0%	Strongly Disagree	1	2.17%	<p>Legend: Strongly Agree (blue), Agree (red), Uncertain (yellow), Strongly Disagree (purple)</p>
Choice	Number	Percentage																			
Strongly Agree	24	52.17%																			
Agree	20	43.48%																			
Uncertain	1	2.17%																			
Disagree	0	0%																			
Strongly Disagree	1	2.17%																			

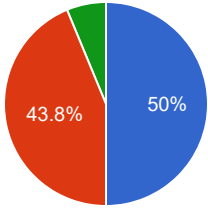
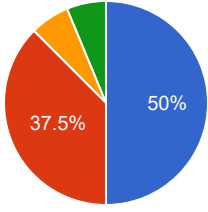
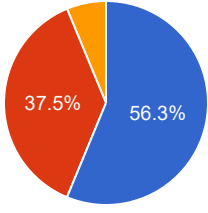
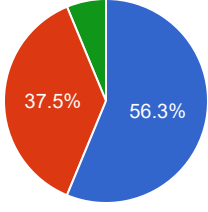
15	The syllabus clearly states course objectives requirements, procedures and grading criteria	<table border="1"> <thead> <tr> <th>Choice</th> <th>Number</th> <th>Percentage</th> </tr> </thead> <tbody> <tr> <td>Strongly Agree</td> <td>25</td> <td>54.35%</td> </tr> <tr> <td>Agree</td> <td>20</td> <td>43.48%</td> </tr> <tr> <td>Uncertain</td> <td>0</td> <td>0%</td> </tr> <tr> <td>Disagree</td> <td>0</td> <td>0%</td> </tr> <tr> <td>Strongly Disagree</td> <td>1</td> <td>2.17%</td> </tr> </tbody> </table>	Choice	Number	Percentage	Strongly Agree	25	54.35%	Agree	20	43.48%	Uncertain	0	0%	Disagree	0	0%	Strongly Disagree	1	2.17%	<p>Legend: Strongly Agree (blue), Agree (red), Strongly Disagree (purple)</p>
Choice	Number	Percentage																			
Strongly Agree	25	54.35%																			
Agree	20	43.48%																			
Uncertain	0	0%																			
Disagree	0	0%																			
Strongly Disagree	1	2.17%																			
16	The course integrates theoretical course concepts with real-world applications	<table border="1"> <thead> <tr> <th>Choice</th> <th>Number</th> <th>Percentage</th> </tr> </thead> <tbody> <tr> <td>Strongly Agree</td> <td>26</td> <td>56.52%</td> </tr> <tr> <td>Agree</td> <td>18</td> <td>39.13%</td> </tr> <tr> <td>Uncertain</td> <td>1</td> <td>2.17%</td> </tr> <tr> <td>Disagree</td> <td>0</td> <td>0%</td> </tr> <tr> <td>Strongly Disagree</td> <td>1</td> <td>2.17%</td> </tr> </tbody> </table>	Choice	Number	Percentage	Strongly Agree	26	56.52%	Agree	18	39.13%	Uncertain	1	2.17%	Disagree	0	0%	Strongly Disagree	1	2.17%	<p>Legend: Strongly Agree (blue), Agree (red), Uncertain (yellow), Strongly Disagree (purple)</p>
Choice	Number	Percentage																			
Strongly Agree	26	56.52%																			
Agree	18	39.13%																			
Uncertain	1	2.17%																			
Disagree	0	0%																			
Strongly Disagree	1	2.17%																			
17	The assignments and exams covered the materials presented in the course	<table border="1"> <thead> <tr> <th>Choice</th> <th>Number</th> <th>Percentage</th> </tr> </thead> <tbody> <tr> <td>Strongly Agree</td> <td>27</td> <td>58.7%</td> </tr> <tr> <td>Agree</td> <td>17</td> <td>36.96%</td> </tr> <tr> <td>Uncertain</td> <td>1</td> <td>2.17%</td> </tr> <tr> <td>Disagree</td> <td>0</td> <td>0%</td> </tr> <tr> <td>Strongly Disagree</td> <td>1</td> <td>2.17%</td> </tr> </tbody> </table>	Choice	Number	Percentage	Strongly Agree	27	58.7%	Agree	17	36.96%	Uncertain	1	2.17%	Disagree	0	0%	Strongly Disagree	1	2.17%	<p>Legend: Strongly Agree (blue), Agree (red), Uncertain (yellow), Strongly Disagree (purple)</p>
Choice	Number	Percentage																			
Strongly Agree	27	58.7%																			
Agree	17	36.96%																			
Uncertain	1	2.17%																			
Disagree	0	0%																			
Strongly Disagree	1	2.17%																			
18	The course material is modern and updated	<table border="1"> <thead> <tr> <th>Choice</th> <th>Number</th> <th>Percentage</th> </tr> </thead> <tbody> <tr> <td>Strongly Agree</td> <td>27</td> <td>58.7%</td> </tr> <tr> <td>Agree</td> <td>18</td> <td>39.13%</td> </tr> <tr> <td>Uncertain</td> <td>0</td> <td>0%</td> </tr> <tr> <td>Disagree</td> <td>0</td> <td>0%</td> </tr> <tr> <td>Strongly Disagree</td> <td>1</td> <td>2.17%</td> </tr> </tbody> </table>	Choice	Number	Percentage	Strongly Agree	27	58.7%	Agree	18	39.13%	Uncertain	0	0%	Disagree	0	0%	Strongly Disagree	1	2.17%	<p>Legend: Strongly Agree (blue), Agree (red), Strongly Disagree (purple)</p>
Choice	Number	Percentage																			
Strongly Agree	27	58.7%																			
Agree	18	39.13%																			
Uncertain	0	0%																			
Disagree	0	0%																			
Strongly Disagree	1	2.17%																			
Teachers Comment		Course Comment																			

Teacher Evaluation - Program: 0258

Teacher Name: AHMAD FAROOQ		Course ID: ENG-308 Course Title: Morphology & Syntax - II		Session: 2017 Fall																			
Shift: Morning -- Section:		Total Strength: 18		Attempted: 16																			
S.No	Question	Opinions			Chart																		
1	The Instructor is prepared for each class	<table border="1"> <thead> <tr> <th>Choice</th> <th>Number</th> <th>Percentage</th> </tr> </thead> <tbody> <tr> <td>Strongly Agree</td> <td>11</td> <td>68.75%</td> </tr> <tr> <td>Agree</td> <td>5</td> <td>31.25%</td> </tr> <tr> <td>Uncertain</td> <td>0</td> <td>0%</td> </tr> <tr> <td>Disagree</td> <td>0</td> <td>0%</td> </tr> <tr> <td>Strongly Disagree</td> <td>0</td> <td>0%</td> </tr> </tbody> </table>	Choice	Number	Percentage	Strongly Agree	11	68.75%	Agree	5	31.25%	Uncertain	0	0%	Disagree	0	0%	Strongly Disagree	0	0%	<p>A pie chart showing the distribution of responses for question 1. The blue slice represents 'Strongly Agree' at 68.8%, and the red slice represents 'Agree' at 31.3%.</p>		
Choice	Number	Percentage																					
Strongly Agree	11	68.75%																					
Agree	5	31.25%																					
Uncertain	0	0%																					
Disagree	0	0%																					
Strongly Disagree	0	0%																					
2	The Instructor demonstrates knowledge of the subject	<table border="1"> <thead> <tr> <th>Choice</th> <th>Number</th> <th>Percentage</th> </tr> </thead> <tbody> <tr> <td>Strongly Agree</td> <td>10</td> <td>62.5%</td> </tr> <tr> <td>Agree</td> <td>4</td> <td>25%</td> </tr> <tr> <td>Uncertain</td> <td>1</td> <td>6.25%</td> </tr> <tr> <td>Disagree</td> <td>0</td> <td>0%</td> </tr> <tr> <td>Strongly Disagree</td> <td>1</td> <td>6.25%</td> </tr> </tbody> </table>	Choice	Number	Percentage	Strongly Agree	10	62.5%	Agree	4	25%	Uncertain	1	6.25%	Disagree	0	0%	Strongly Disagree	1	6.25%	<p>A pie chart showing the distribution of responses for question 2. The blue slice represents 'Strongly Agree' at 62.5%, the red slice represents 'Agree' at 25%, the yellow slice represents 'Uncertain' at 6.25%, and the purple slice represents 'Strongly Disagree' at 6.25%.</p>		
Choice	Number	Percentage																					
Strongly Agree	10	62.5%																					
Agree	4	25%																					
Uncertain	1	6.25%																					
Disagree	0	0%																					
Strongly Disagree	1	6.25%																					
3	The Instructor has completed the whole course	<table border="1"> <thead> <tr> <th>Choice</th> <th>Number</th> <th>Percentage</th> </tr> </thead> <tbody> <tr> <td>Strongly Agree</td> <td>11</td> <td>68.75%</td> </tr> <tr> <td>Agree</td> <td>5</td> <td>31.25%</td> </tr> <tr> <td>Uncertain</td> <td>0</td> <td>0%</td> </tr> <tr> <td>Disagree</td> <td>0</td> <td>0%</td> </tr> <tr> <td>Strongly Disagree</td> <td>0</td> <td>0%</td> </tr> </tbody> </table>	Choice	Number	Percentage	Strongly Agree	11	68.75%	Agree	5	31.25%	Uncertain	0	0%	Disagree	0	0%	Strongly Disagree	0	0%	<p>A pie chart showing the distribution of responses for question 3. The blue slice represents 'Strongly Agree' at 68.8%, and the red slice represents 'Agree' at 31.3%.</p>		
Choice	Number	Percentage																					
Strongly Agree	11	68.75%																					
Agree	5	31.25%																					
Uncertain	0	0%																					
Disagree	0	0%																					
Strongly Disagree	0	0%																					
4	The Instructor provides additional material apart from the textbook	<table border="1"> <thead> <tr> <th>Choice</th> <th>Number</th> <th>Percentage</th> </tr> </thead> <tbody> <tr> <td>Strongly Agree</td> <td>12</td> <td>75%</td> </tr> <tr> <td>Agree</td> <td>2</td> <td>12.5%</td> </tr> <tr> <td>Uncertain</td> <td>2</td> <td>12.5%</td> </tr> <tr> <td>Disagree</td> <td>0</td> <td>0%</td> </tr> <tr> <td>Strongly Disagree</td> <td>0</td> <td>0%</td> </tr> </tbody> </table>	Choice	Number	Percentage	Strongly Agree	12	75%	Agree	2	12.5%	Uncertain	2	12.5%	Disagree	0	0%	Strongly Disagree	0	0%	<p>A pie chart showing the distribution of responses for question 4. The blue slice represents 'Strongly Agree' at 75%, the red slice represents 'Agree' at 12.5%, and the yellow slice represents 'Uncertain' at 12.5%.</p>		
Choice	Number	Percentage																					
Strongly Agree	12	75%																					
Agree	2	12.5%																					
Uncertain	2	12.5%																					
Disagree	0	0%																					
Strongly Disagree	0	0%																					

5	The Instructor gives citations regarding current situations with reference to Pakistani context	<table border="1"> <thead> <tr> <th>Choice</th> <th>Number</th> <th>Percentage</th> </tr> </thead> <tbody> <tr> <td>Strongly Agree</td> <td>12</td> <td>75%</td> </tr> <tr> <td>Agree</td> <td>3</td> <td>18.75%</td> </tr> <tr> <td>Uncertain</td> <td>0</td> <td>0%</td> </tr> <tr> <td>Disagree</td> <td>1</td> <td>6.25%</td> </tr> <tr> <td>Strongly Disagree</td> <td>0</td> <td>0%</td> </tr> </tbody> </table>	Choice	Number	Percentage	Strongly Agree	12	75%	Agree	3	18.75%	Uncertain	0	0%	Disagree	1	6.25%	Strongly Disagree	0	0%	 <ul style="list-style-type: none"> ● Stron... ● Agree ● Disa...
Choice	Number	Percentage																			
Strongly Agree	12	75%																			
Agree	3	18.75%																			
Uncertain	0	0%																			
Disagree	1	6.25%																			
Strongly Disagree	0	0%																			
6	The Instructor communicates the subject matter effectively	<table border="1"> <thead> <tr> <th>Choice</th> <th>Number</th> <th>Percentage</th> </tr> </thead> <tbody> <tr> <td>Strongly Agree</td> <td>10</td> <td>62.5%</td> </tr> <tr> <td>Agree</td> <td>5</td> <td>31.25%</td> </tr> <tr> <td>Uncertain</td> <td>0</td> <td>0%</td> </tr> <tr> <td>Disagree</td> <td>1</td> <td>6.25%</td> </tr> <tr> <td>Strongly Disagree</td> <td>0</td> <td>0%</td> </tr> </tbody> </table>	Choice	Number	Percentage	Strongly Agree	10	62.5%	Agree	5	31.25%	Uncertain	0	0%	Disagree	1	6.25%	Strongly Disagree	0	0%	 <ul style="list-style-type: none"> ● Stron... ● Agree ● Disa...
Choice	Number	Percentage																			
Strongly Agree	10	62.5%																			
Agree	5	31.25%																			
Uncertain	0	0%																			
Disagree	1	6.25%																			
Strongly Disagree	0	0%																			
7	The Instructor shows respect towards students and encourages class participation	<table border="1"> <thead> <tr> <th>Choice</th> <th>Number</th> <th>Percentage</th> </tr> </thead> <tbody> <tr> <td>Strongly Agree</td> <td>10</td> <td>62.5%</td> </tr> <tr> <td>Agree</td> <td>4</td> <td>25%</td> </tr> <tr> <td>Uncertain</td> <td>2</td> <td>12.5%</td> </tr> <tr> <td>Disagree</td> <td>0</td> <td>0%</td> </tr> <tr> <td>Strongly Disagree</td> <td>0</td> <td>0%</td> </tr> </tbody> </table>	Choice	Number	Percentage	Strongly Agree	10	62.5%	Agree	4	25%	Uncertain	2	12.5%	Disagree	0	0%	Strongly Disagree	0	0%	 <ul style="list-style-type: none"> ● Stron... ● Agree ● Unce...
Choice	Number	Percentage																			
Strongly Agree	10	62.5%																			
Agree	4	25%																			
Uncertain	2	12.5%																			
Disagree	0	0%																			
Strongly Disagree	0	0%																			
8	The Instructor maintains an environment that is conducive to learning	<table border="1"> <thead> <tr> <th>Choice</th> <th>Number</th> <th>Percentage</th> </tr> </thead> <tbody> <tr> <td>Strongly Agree</td> <td>12</td> <td>75%</td> </tr> <tr> <td>Agree</td> <td>2</td> <td>12.5%</td> </tr> <tr> <td>Uncertain</td> <td>2</td> <td>12.5%</td> </tr> <tr> <td>Disagree</td> <td>0</td> <td>0%</td> </tr> <tr> <td>Strongly Disagree</td> <td>0</td> <td>0%</td> </tr> </tbody> </table>	Choice	Number	Percentage	Strongly Agree	12	75%	Agree	2	12.5%	Uncertain	2	12.5%	Disagree	0	0%	Strongly Disagree	0	0%	 <ul style="list-style-type: none"> ● Stron... ● Agree ● Unce...
Choice	Number	Percentage																			
Strongly Agree	12	75%																			
Agree	2	12.5%																			
Uncertain	2	12.5%																			
Disagree	0	0%																			
Strongly Disagree	0	0%																			
9	The Instructor arrives on time	<table border="1"> <thead> <tr> <th>Choice</th> <th>Number</th> <th>Percentage</th> </tr> </thead> <tbody> <tr> <td>Strongly Agree</td> <td>12</td> <td>75%</td> </tr> <tr> <td>Agree</td> <td>3</td> <td>18.75%</td> </tr> <tr> <td>Uncertain</td> <td>1</td> <td>6.25%</td> </tr> <tr> <td>Disagree</td> <td>0</td> <td>0%</td> </tr> <tr> <td>Strongly Disagree</td> <td>0</td> <td>0%</td> </tr> </tbody> </table>	Choice	Number	Percentage	Strongly Agree	12	75%	Agree	3	18.75%	Uncertain	1	6.25%	Disagree	0	0%	Strongly Disagree	0	0%	 <ul style="list-style-type: none"> ● Stron... ● Agree ● Unce...
Choice	Number	Percentage																			
Strongly Agree	12	75%																			
Agree	3	18.75%																			
Uncertain	1	6.25%																			
Disagree	0	0%																			
Strongly Disagree	0	0%																			

10	The Instructor leaves on time	<table border="1"> <thead> <tr> <th>Choice</th> <th>Number</th> <th>Percentage</th> </tr> </thead> <tbody> <tr> <td>Strongly Agree</td> <td>11</td> <td>68.75%</td> </tr> <tr> <td>Agree</td> <td>4</td> <td>25%</td> </tr> <tr> <td>Uncertain</td> <td>1</td> <td>6.25%</td> </tr> <tr> <td>Disagree</td> <td>0</td> <td>0%</td> </tr> <tr> <td>Strongly Disagree</td> <td>0</td> <td>0%</td> </tr> </tbody> </table>	Choice	Number	Percentage	Strongly Agree	11	68.75%	Agree	4	25%	Uncertain	1	6.25%	Disagree	0	0%	Strongly Disagree	0	0%	 <ul style="list-style-type: none"> ● Stron... ● Agree ● Unce...
Choice	Number	Percentage																			
Strongly Agree	11	68.75%																			
Agree	4	25%																			
Uncertain	1	6.25%																			
Disagree	0	0%																			
Strongly Disagree	0	0%																			
11	The Instructor is fair in examination	<table border="1"> <thead> <tr> <th>Choice</th> <th>Number</th> <th>Percentage</th> </tr> </thead> <tbody> <tr> <td>Strongly Agree</td> <td>9</td> <td>56.25%</td> </tr> <tr> <td>Agree</td> <td>6</td> <td>37.5%</td> </tr> <tr> <td>Uncertain</td> <td>1</td> <td>6.25%</td> </tr> <tr> <td>Disagree</td> <td>0</td> <td>0%</td> </tr> <tr> <td>Strongly Disagree</td> <td>0</td> <td>0%</td> </tr> </tbody> </table>	Choice	Number	Percentage	Strongly Agree	9	56.25%	Agree	6	37.5%	Uncertain	1	6.25%	Disagree	0	0%	Strongly Disagree	0	0%	 <ul style="list-style-type: none"> ● Stron... ● Agree ● Unce...
Choice	Number	Percentage																			
Strongly Agree	9	56.25%																			
Agree	6	37.5%																			
Uncertain	1	6.25%																			
Disagree	0	0%																			
Strongly Disagree	0	0%																			
12	The Instructor returns the graded scripts etc. in a reasonable amount of time	<table border="1"> <thead> <tr> <th>Choice</th> <th>Number</th> <th>Percentage</th> </tr> </thead> <tbody> <tr> <td>Strongly Agree</td> <td>9</td> <td>56.25%</td> </tr> <tr> <td>Agree</td> <td>6</td> <td>37.5%</td> </tr> <tr> <td>Uncertain</td> <td>1</td> <td>6.25%</td> </tr> <tr> <td>Disagree</td> <td>0</td> <td>0%</td> </tr> <tr> <td>Strongly Disagree</td> <td>0</td> <td>0%</td> </tr> </tbody> </table>	Choice	Number	Percentage	Strongly Agree	9	56.25%	Agree	6	37.5%	Uncertain	1	6.25%	Disagree	0	0%	Strongly Disagree	0	0%	 <ul style="list-style-type: none"> ● Stron... ● Agree ● Unce...
Choice	Number	Percentage																			
Strongly Agree	9	56.25%																			
Agree	6	37.5%																			
Uncertain	1	6.25%																			
Disagree	0	0%																			
Strongly Disagree	0	0%																			
13	The Instructor was available during the specified office hours and for after class consultations	<table border="1"> <thead> <tr> <th>Choice</th> <th>Number</th> <th>Percentage</th> </tr> </thead> <tbody> <tr> <td>Strongly Agree</td> <td>9</td> <td>56.25%</td> </tr> <tr> <td>Agree</td> <td>6</td> <td>37.5%</td> </tr> <tr> <td>Uncertain</td> <td>1</td> <td>6.25%</td> </tr> <tr> <td>Disagree</td> <td>0</td> <td>0%</td> </tr> <tr> <td>Strongly Disagree</td> <td>0</td> <td>0%</td> </tr> </tbody> </table>	Choice	Number	Percentage	Strongly Agree	9	56.25%	Agree	6	37.5%	Uncertain	1	6.25%	Disagree	0	0%	Strongly Disagree	0	0%	 <ul style="list-style-type: none"> ● Stron... ● Agree ● Unce...
Choice	Number	Percentage																			
Strongly Agree	9	56.25%																			
Agree	6	37.5%																			
Uncertain	1	6.25%																			
Disagree	0	0%																			
Strongly Disagree	0	0%																			
14	The Subject matter presented in the course has increased your knowledge of the subject	<table border="1"> <thead> <tr> <th>Choice</th> <th>Number</th> <th>Percentage</th> </tr> </thead> <tbody> <tr> <td>Strongly Agree</td> <td>10</td> <td>62.5%</td> </tr> <tr> <td>Agree</td> <td>3</td> <td>18.75%</td> </tr> <tr> <td>Uncertain</td> <td>2</td> <td>12.5%</td> </tr> <tr> <td>Disagree</td> <td>1</td> <td>6.25%</td> </tr> <tr> <td>Strongly Disagree</td> <td>0</td> <td>0%</td> </tr> </tbody> </table>	Choice	Number	Percentage	Strongly Agree	10	62.5%	Agree	3	18.75%	Uncertain	2	12.5%	Disagree	1	6.25%	Strongly Disagree	0	0%	 <ul style="list-style-type: none"> ● Stron... ● Agree ● Unce... ● Disa...
Choice	Number	Percentage																			
Strongly Agree	10	62.5%																			
Agree	3	18.75%																			
Uncertain	2	12.5%																			
Disagree	1	6.25%																			
Strongly Disagree	0	0%																			

15	The syllabus clearly states course objectives requirements, procedures and grading criteria	<table border="1"> <thead> <tr> <th>Choice</th> <th>Number</th> <th>Percentage</th> </tr> </thead> <tbody> <tr> <td>Strongly Agree</td> <td>8</td> <td>50%</td> </tr> <tr> <td>Agree</td> <td>7</td> <td>43.75%</td> </tr> <tr> <td>Uncertain</td> <td>0</td> <td>0%</td> </tr> <tr> <td>Disagree</td> <td>1</td> <td>6.25%</td> </tr> <tr> <td>Strongly Disagree</td> <td>0</td> <td>0%</td> </tr> </tbody> </table>	Choice	Number	Percentage	Strongly Agree	8	50%	Agree	7	43.75%	Uncertain	0	0%	Disagree	1	6.25%	Strongly Disagree	0	0%	 <p> ● Stron... ● Agree ● Disa... </p>
Choice	Number	Percentage																			
Strongly Agree	8	50%																			
Agree	7	43.75%																			
Uncertain	0	0%																			
Disagree	1	6.25%																			
Strongly Disagree	0	0%																			
16	The course integrates theoretical course concepts with real-world applications	<table border="1"> <thead> <tr> <th>Choice</th> <th>Number</th> <th>Percentage</th> </tr> </thead> <tbody> <tr> <td>Strongly Agree</td> <td>8</td> <td>50%</td> </tr> <tr> <td>Agree</td> <td>6</td> <td>37.5%</td> </tr> <tr> <td>Uncertain</td> <td>1</td> <td>6.25%</td> </tr> <tr> <td>Disagree</td> <td>1</td> <td>6.25%</td> </tr> <tr> <td>Strongly Disagree</td> <td>0</td> <td>0%</td> </tr> </tbody> </table>	Choice	Number	Percentage	Strongly Agree	8	50%	Agree	6	37.5%	Uncertain	1	6.25%	Disagree	1	6.25%	Strongly Disagree	0	0%	 <p> ● Stron... ● Agree ● Unce... ● Disa... </p>
Choice	Number	Percentage																			
Strongly Agree	8	50%																			
Agree	6	37.5%																			
Uncertain	1	6.25%																			
Disagree	1	6.25%																			
Strongly Disagree	0	0%																			
17	The assignments and exams covered the materials presented in the course	<table border="1"> <thead> <tr> <th>Choice</th> <th>Number</th> <th>Percentage</th> </tr> </thead> <tbody> <tr> <td>Strongly Agree</td> <td>9</td> <td>56.25%</td> </tr> <tr> <td>Agree</td> <td>6</td> <td>37.5%</td> </tr> <tr> <td>Uncertain</td> <td>1</td> <td>6.25%</td> </tr> <tr> <td>Disagree</td> <td>0</td> <td>0%</td> </tr> <tr> <td>Strongly Disagree</td> <td>0</td> <td>0%</td> </tr> </tbody> </table>	Choice	Number	Percentage	Strongly Agree	9	56.25%	Agree	6	37.5%	Uncertain	1	6.25%	Disagree	0	0%	Strongly Disagree	0	0%	 <p> ● Stron... ● Agree ● Unce... </p>
Choice	Number	Percentage																			
Strongly Agree	9	56.25%																			
Agree	6	37.5%																			
Uncertain	1	6.25%																			
Disagree	0	0%																			
Strongly Disagree	0	0%																			
18	The course material is modern and updated	<table border="1"> <thead> <tr> <th>Choice</th> <th>Number</th> <th>Percentage</th> </tr> </thead> <tbody> <tr> <td>Strongly Agree</td> <td>9</td> <td>56.25%</td> </tr> <tr> <td>Agree</td> <td>6</td> <td>37.5%</td> </tr> <tr> <td>Uncertain</td> <td>0</td> <td>0%</td> </tr> <tr> <td>Disagree</td> <td>1</td> <td>6.25%</td> </tr> <tr> <td>Strongly Disagree</td> <td>0</td> <td>0%</td> </tr> </tbody> </table>	Choice	Number	Percentage	Strongly Agree	9	56.25%	Agree	6	37.5%	Uncertain	0	0%	Disagree	1	6.25%	Strongly Disagree	0	0%	 <p> ● Stron... ● Agree ● Disa... </p>
Choice	Number	Percentage																			
Strongly Agree	9	56.25%																			
Agree	6	37.5%																			
Uncertain	0	0%																			
Disagree	1	6.25%																			
Strongly Disagree	0	0%																			
Teachers Comment		Course Comment																			

Teacher Evaluation - Program: 0258

Teacher Name: UNSA FAHIM KHAN		Course ID: ENG-102 Course Title: Technical Report Writing		Session: 2017 Fall																			
Shift: Morning -- Section:		Total Strength: 44		Attempted: 49																			
S.No	Question	Opinions			Chart																		
1	The Instructor is prepared for each class	<table border="1"> <thead> <tr> <th>Choice</th> <th>Number</th> <th>Percentage</th> </tr> </thead> <tbody> <tr> <td>Strongly Agree</td> <td>25</td> <td>51.02%</td> </tr> <tr> <td>Agree</td> <td>21</td> <td>42.86%</td> </tr> <tr> <td>Uncertain</td> <td>2</td> <td>4.08%</td> </tr> <tr> <td>Disagree</td> <td>0</td> <td>0%</td> </tr> <tr> <td>Strongly Disagree</td> <td>1</td> <td>2.04%</td> </tr> </tbody> </table>	Choice	Number	Percentage	Strongly Agree	25	51.02%	Agree	21	42.86%	Uncertain	2	4.08%	Disagree	0	0%	Strongly Disagree	1	2.04%	<p>A pie chart representing the distribution of responses for question 1. The largest slice is blue, representing 'Strongly Agree' at 51%. The next largest is red, representing 'Agree' at 42.9%. There are also very small slices for 'Uncertain' (yellow), 'Disagree' (purple), and 'Strongly Disagree' (orange).</p>		
Choice	Number	Percentage																					
Strongly Agree	25	51.02%																					
Agree	21	42.86%																					
Uncertain	2	4.08%																					
Disagree	0	0%																					
Strongly Disagree	1	2.04%																					
2	The Instructor demonstrates knowledge of the subject	<table border="1"> <thead> <tr> <th>Choice</th> <th>Number</th> <th>Percentage</th> </tr> </thead> <tbody> <tr> <td>Strongly Agree</td> <td>22</td> <td>44.9%</td> </tr> <tr> <td>Agree</td> <td>25</td> <td>51.02%</td> </tr> <tr> <td>Uncertain</td> <td>1</td> <td>2.04%</td> </tr> <tr> <td>Disagree</td> <td>0</td> <td>0%</td> </tr> <tr> <td>Strongly Disagree</td> <td>1</td> <td>2.04%</td> </tr> </tbody> </table>	Choice	Number	Percentage	Strongly Agree	22	44.9%	Agree	25	51.02%	Uncertain	1	2.04%	Disagree	0	0%	Strongly Disagree	1	2.04%	<p>A pie chart representing the distribution of responses for question 2. The largest slice is red, representing 'Agree' at 51%. The next largest is blue, representing 'Strongly Agree' at 44.9%. There are also very small slices for 'Uncertain' (yellow), 'Disagree' (purple), and 'Strongly Disagree' (orange).</p>		
Choice	Number	Percentage																					
Strongly Agree	22	44.9%																					
Agree	25	51.02%																					
Uncertain	1	2.04%																					
Disagree	0	0%																					
Strongly Disagree	1	2.04%																					
3	The Instructor has completed the whole course	<table border="1"> <thead> <tr> <th>Choice</th> <th>Number</th> <th>Percentage</th> </tr> </thead> <tbody> <tr> <td>Strongly Agree</td> <td>22</td> <td>44.9%</td> </tr> <tr> <td>Agree</td> <td>23</td> <td>46.94%</td> </tr> <tr> <td>Uncertain</td> <td>3</td> <td>6.12%</td> </tr> <tr> <td>Disagree</td> <td>0</td> <td>0%</td> </tr> <tr> <td>Strongly Disagree</td> <td>1</td> <td>2.04%</td> </tr> </tbody> </table>	Choice	Number	Percentage	Strongly Agree	22	44.9%	Agree	23	46.94%	Uncertain	3	6.12%	Disagree	0	0%	Strongly Disagree	1	2.04%	<p>A pie chart representing the distribution of responses for question 3. The largest slice is red, representing 'Agree' at 46.9%. The next largest is blue, representing 'Strongly Agree' at 44.9%. There are also very small slices for 'Uncertain' (yellow), 'Disagree' (purple), and 'Strongly Disagree' (orange).</p>		
Choice	Number	Percentage																					
Strongly Agree	22	44.9%																					
Agree	23	46.94%																					
Uncertain	3	6.12%																					
Disagree	0	0%																					
Strongly Disagree	1	2.04%																					
4	The Instructor provides additional material apart from the textbook	<table border="1"> <thead> <tr> <th>Choice</th> <th>Number</th> <th>Percentage</th> </tr> </thead> <tbody> <tr> <td>Strongly Agree</td> <td>23</td> <td>46.94%</td> </tr> <tr> <td>Agree</td> <td>23</td> <td>46.94%</td> </tr> <tr> <td>Uncertain</td> <td>2</td> <td>4.08%</td> </tr> <tr> <td>Disagree</td> <td>0</td> <td>0%</td> </tr> <tr> <td>Strongly Disagree</td> <td>1</td> <td>2.04%</td> </tr> </tbody> </table>	Choice	Number	Percentage	Strongly Agree	23	46.94%	Agree	23	46.94%	Uncertain	2	4.08%	Disagree	0	0%	Strongly Disagree	1	2.04%	<p>A pie chart representing the distribution of responses for question 4. The largest slice is blue, representing 'Strongly Agree' at 46.9%. The next largest is red, representing 'Agree' at 46.9%. There are also very small slices for 'Uncertain' (yellow), 'Disagree' (purple), and 'Strongly Disagree' (orange).</p>		
Choice	Number	Percentage																					
Strongly Agree	23	46.94%																					
Agree	23	46.94%																					
Uncertain	2	4.08%																					
Disagree	0	0%																					
Strongly Disagree	1	2.04%																					

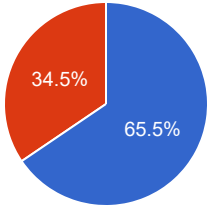
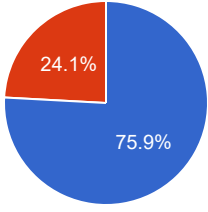
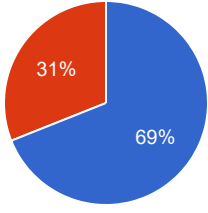
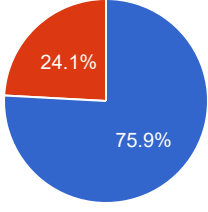
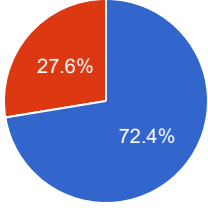
5	The Instructor gives citations regarding current situations with reference to Pakistani context	<table border="1"> <thead> <tr> <th>Choice</th> <th>Number</th> <th>Percentage</th> </tr> </thead> <tbody> <tr> <td>Strongly Agree</td> <td>23</td> <td>46.94%</td> </tr> <tr> <td>Agree</td> <td>24</td> <td>48.98%</td> </tr> <tr> <td>Uncertain</td> <td>1</td> <td>2.04%</td> </tr> <tr> <td>Disagree</td> <td>0</td> <td>0%</td> </tr> <tr> <td>Strongly Disagree</td> <td>1</td> <td>2.04%</td> </tr> </tbody> </table>	Choice	Number	Percentage	Strongly Agree	23	46.94%	Agree	24	48.98%	Uncertain	1	2.04%	Disagree	0	0%	Strongly Disagree	1	2.04%	<p>Legend: Strongly Agree (blue), Agree (red), Uncertain (yellow), Disagree (green), Strongly Disagree (purple)</p>
Choice	Number	Percentage																			
Strongly Agree	23	46.94%																			
Agree	24	48.98%																			
Uncertain	1	2.04%																			
Disagree	0	0%																			
Strongly Disagree	1	2.04%																			
6	The Instructor communicates the subject matter effectively	<table border="1"> <thead> <tr> <th>Choice</th> <th>Number</th> <th>Percentage</th> </tr> </thead> <tbody> <tr> <td>Strongly Agree</td> <td>24</td> <td>48.98%</td> </tr> <tr> <td>Agree</td> <td>23</td> <td>46.94%</td> </tr> <tr> <td>Uncertain</td> <td>1</td> <td>2.04%</td> </tr> <tr> <td>Disagree</td> <td>0</td> <td>0%</td> </tr> <tr> <td>Strongly Disagree</td> <td>1</td> <td>2.04%</td> </tr> </tbody> </table>	Choice	Number	Percentage	Strongly Agree	24	48.98%	Agree	23	46.94%	Uncertain	1	2.04%	Disagree	0	0%	Strongly Disagree	1	2.04%	<p>Legend: Strongly Agree (blue), Agree (red), Uncertain (yellow), Disagree (green), Strongly Disagree (purple)</p>
Choice	Number	Percentage																			
Strongly Agree	24	48.98%																			
Agree	23	46.94%																			
Uncertain	1	2.04%																			
Disagree	0	0%																			
Strongly Disagree	1	2.04%																			
7	The Instructor shows respect towards students and encourages class participation	<table border="1"> <thead> <tr> <th>Choice</th> <th>Number</th> <th>Percentage</th> </tr> </thead> <tbody> <tr> <td>Strongly Agree</td> <td>24</td> <td>48.98%</td> </tr> <tr> <td>Agree</td> <td>23</td> <td>46.94%</td> </tr> <tr> <td>Uncertain</td> <td>1</td> <td>2.04%</td> </tr> <tr> <td>Disagree</td> <td>0</td> <td>0%</td> </tr> <tr> <td>Strongly Disagree</td> <td>1</td> <td>2.04%</td> </tr> </tbody> </table>	Choice	Number	Percentage	Strongly Agree	24	48.98%	Agree	23	46.94%	Uncertain	1	2.04%	Disagree	0	0%	Strongly Disagree	1	2.04%	<p>Legend: Strongly Agree (blue), Agree (red), Uncertain (yellow), Disagree (green), Strongly Disagree (purple)</p>
Choice	Number	Percentage																			
Strongly Agree	24	48.98%																			
Agree	23	46.94%																			
Uncertain	1	2.04%																			
Disagree	0	0%																			
Strongly Disagree	1	2.04%																			
8	The Instructor maintains an environment that is conducive to learning	<table border="1"> <thead> <tr> <th>Choice</th> <th>Number</th> <th>Percentage</th> </tr> </thead> <tbody> <tr> <td>Strongly Agree</td> <td>21</td> <td>42.86%</td> </tr> <tr> <td>Agree</td> <td>25</td> <td>51.02%</td> </tr> <tr> <td>Uncertain</td> <td>2</td> <td>4.08%</td> </tr> <tr> <td>Disagree</td> <td>0</td> <td>0%</td> </tr> <tr> <td>Strongly Disagree</td> <td>1</td> <td>2.04%</td> </tr> </tbody> </table>	Choice	Number	Percentage	Strongly Agree	21	42.86%	Agree	25	51.02%	Uncertain	2	4.08%	Disagree	0	0%	Strongly Disagree	1	2.04%	<p>Legend: Strongly Agree (blue), Agree (red), Uncertain (yellow), Disagree (green), Strongly Disagree (purple)</p>
Choice	Number	Percentage																			
Strongly Agree	21	42.86%																			
Agree	25	51.02%																			
Uncertain	2	4.08%																			
Disagree	0	0%																			
Strongly Disagree	1	2.04%																			
9	The Instructor arrives on time	<table border="1"> <thead> <tr> <th>Choice</th> <th>Number</th> <th>Percentage</th> </tr> </thead> <tbody> <tr> <td>Strongly Agree</td> <td>25</td> <td>51.02%</td> </tr> <tr> <td>Agree</td> <td>22</td> <td>44.9%</td> </tr> <tr> <td>Uncertain</td> <td>1</td> <td>2.04%</td> </tr> <tr> <td>Disagree</td> <td>0</td> <td>0%</td> </tr> <tr> <td>Strongly Disagree</td> <td>1</td> <td>2.04%</td> </tr> </tbody> </table>	Choice	Number	Percentage	Strongly Agree	25	51.02%	Agree	22	44.9%	Uncertain	1	2.04%	Disagree	0	0%	Strongly Disagree	1	2.04%	<p>Legend: Strongly Agree (blue), Agree (red), Uncertain (yellow), Disagree (green), Strongly Disagree (purple)</p>
Choice	Number	Percentage																			
Strongly Agree	25	51.02%																			
Agree	22	44.9%																			
Uncertain	1	2.04%																			
Disagree	0	0%																			
Strongly Disagree	1	2.04%																			

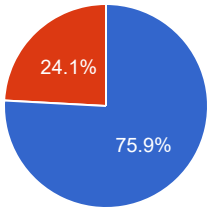
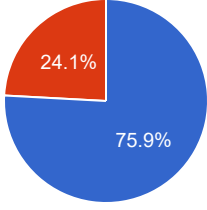
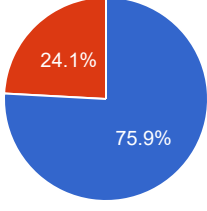
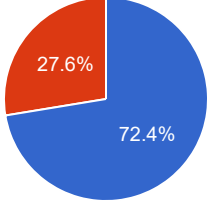
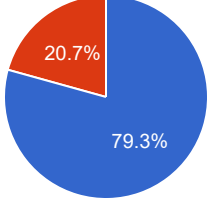
10	The Instructor leaves on time	<table border="1"> <thead> <tr> <th>Choice</th> <th>Number</th> <th>Percentage</th> </tr> </thead> <tbody> <tr> <td>Strongly Agree</td> <td>25</td> <td>51.02%</td> </tr> <tr> <td>Agree</td> <td>23</td> <td>46.94%</td> </tr> <tr> <td>Uncertain</td> <td>0</td> <td>0%</td> </tr> <tr> <td>Disagree</td> <td>0</td> <td>0%</td> </tr> <tr> <td>Strongly Disagree</td> <td>1</td> <td>2.04%</td> </tr> </tbody> </table>	Choice	Number	Percentage	Strongly Agree	25	51.02%	Agree	23	46.94%	Uncertain	0	0%	Disagree	0	0%	Strongly Disagree	1	2.04%	<p>Legend: Strongly Agree (blue), Agree (red), Strongly Disagree (purple)</p>
Choice	Number	Percentage																			
Strongly Agree	25	51.02%																			
Agree	23	46.94%																			
Uncertain	0	0%																			
Disagree	0	0%																			
Strongly Disagree	1	2.04%																			
11	The Instructor is fair in examination	<table border="1"> <thead> <tr> <th>Choice</th> <th>Number</th> <th>Percentage</th> </tr> </thead> <tbody> <tr> <td>Strongly Agree</td> <td>26</td> <td>53.06%</td> </tr> <tr> <td>Agree</td> <td>20</td> <td>40.82%</td> </tr> <tr> <td>Uncertain</td> <td>2</td> <td>4.08%</td> </tr> <tr> <td>Disagree</td> <td>0</td> <td>0%</td> </tr> <tr> <td>Strongly Disagree</td> <td>1</td> <td>2.04%</td> </tr> </tbody> </table>	Choice	Number	Percentage	Strongly Agree	26	53.06%	Agree	20	40.82%	Uncertain	2	4.08%	Disagree	0	0%	Strongly Disagree	1	2.04%	<p>Legend: Strongly Agree (blue), Agree (red), Uncertain (yellow), Strongly Disagree (purple)</p>
Choice	Number	Percentage																			
Strongly Agree	26	53.06%																			
Agree	20	40.82%																			
Uncertain	2	4.08%																			
Disagree	0	0%																			
Strongly Disagree	1	2.04%																			
12	The Instructor returns the graded scripts etc. in a reasonable amount of time	<table border="1"> <thead> <tr> <th>Choice</th> <th>Number</th> <th>Percentage</th> </tr> </thead> <tbody> <tr> <td>Strongly Agree</td> <td>18</td> <td>36.73%</td> </tr> <tr> <td>Agree</td> <td>24</td> <td>48.98%</td> </tr> <tr> <td>Uncertain</td> <td>5</td> <td>10.2%</td> </tr> <tr> <td>Disagree</td> <td>1</td> <td>2.04%</td> </tr> <tr> <td>Strongly Disagree</td> <td>1</td> <td>2.04%</td> </tr> </tbody> </table>	Choice	Number	Percentage	Strongly Agree	18	36.73%	Agree	24	48.98%	Uncertain	5	10.2%	Disagree	1	2.04%	Strongly Disagree	1	2.04%	<p>Legend: Strongly Agree (blue), Agree (red), Uncertain (yellow), Disagree (green), Strongly Disagree (purple)</p>
Choice	Number	Percentage																			
Strongly Agree	18	36.73%																			
Agree	24	48.98%																			
Uncertain	5	10.2%																			
Disagree	1	2.04%																			
Strongly Disagree	1	2.04%																			
13	The Instructor was available during the specified office hours and for after class consultations	<table border="1"> <thead> <tr> <th>Choice</th> <th>Number</th> <th>Percentage</th> </tr> </thead> <tbody> <tr> <td>Strongly Agree</td> <td>21</td> <td>42.86%</td> </tr> <tr> <td>Agree</td> <td>25</td> <td>51.02%</td> </tr> <tr> <td>Uncertain</td> <td>1</td> <td>2.04%</td> </tr> <tr> <td>Disagree</td> <td>1</td> <td>2.04%</td> </tr> <tr> <td>Strongly Disagree</td> <td>1</td> <td>2.04%</td> </tr> </tbody> </table>	Choice	Number	Percentage	Strongly Agree	21	42.86%	Agree	25	51.02%	Uncertain	1	2.04%	Disagree	1	2.04%	Strongly Disagree	1	2.04%	<p>Legend: Strongly Agree (blue), Agree (red), Uncertain (yellow), Disagree (green), Strongly Disagree (purple)</p>
Choice	Number	Percentage																			
Strongly Agree	21	42.86%																			
Agree	25	51.02%																			
Uncertain	1	2.04%																			
Disagree	1	2.04%																			
Strongly Disagree	1	2.04%																			
14	The Subject matter presented in the course has increased your knowledge of the subject	<table border="1"> <thead> <tr> <th>Choice</th> <th>Number</th> <th>Percentage</th> </tr> </thead> <tbody> <tr> <td>Strongly Agree</td> <td>22</td> <td>44.9%</td> </tr> <tr> <td>Agree</td> <td>25</td> <td>51.02%</td> </tr> <tr> <td>Uncertain</td> <td>1</td> <td>2.04%</td> </tr> <tr> <td>Disagree</td> <td>0</td> <td>0%</td> </tr> <tr> <td>Strongly Disagree</td> <td>1</td> <td>2.04%</td> </tr> </tbody> </table>	Choice	Number	Percentage	Strongly Agree	22	44.9%	Agree	25	51.02%	Uncertain	1	2.04%	Disagree	0	0%	Strongly Disagree	1	2.04%	<p>Legend: Strongly Agree (blue), Agree (red), Uncertain (yellow), Strongly Disagree (purple)</p>
Choice	Number	Percentage																			
Strongly Agree	22	44.9%																			
Agree	25	51.02%																			
Uncertain	1	2.04%																			
Disagree	0	0%																			
Strongly Disagree	1	2.04%																			

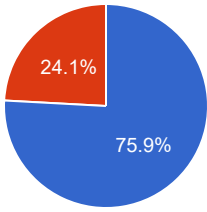
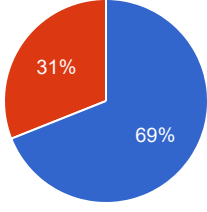
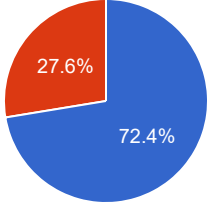
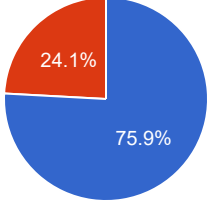
15	The syllabus clearly states course objectives requirements, procedures and grading criteria	<table border="1"> <thead> <tr> <th>Choice</th> <th>Number</th> <th>Percentage</th> </tr> </thead> <tbody> <tr> <td>Strongly Agree</td> <td>23</td> <td>46.94%</td> </tr> <tr> <td>Agree</td> <td>23</td> <td>46.94%</td> </tr> <tr> <td>Uncertain</td> <td>2</td> <td>4.08%</td> </tr> <tr> <td>Disagree</td> <td>0</td> <td>0%</td> </tr> <tr> <td>Strongly Disagree</td> <td>1</td> <td>2.04%</td> </tr> </tbody> </table>	Choice	Number	Percentage	Strongly Agree	23	46.94%	Agree	23	46.94%	Uncertain	2	4.08%	Disagree	0	0%	Strongly Disagree	1	2.04%	<p>46.9% 46.9%</p> <ul style="list-style-type: none"> ● Stron... ● Agree ● Unce... ● Stron...
Choice	Number	Percentage																			
Strongly Agree	23	46.94%																			
Agree	23	46.94%																			
Uncertain	2	4.08%																			
Disagree	0	0%																			
Strongly Disagree	1	2.04%																			
16	The course integrates theoretical course concepts with real-world applications	<table border="1"> <thead> <tr> <th>Choice</th> <th>Number</th> <th>Percentage</th> </tr> </thead> <tbody> <tr> <td>Strongly Agree</td> <td>20</td> <td>40.82%</td> </tr> <tr> <td>Agree</td> <td>25</td> <td>51.02%</td> </tr> <tr> <td>Uncertain</td> <td>3</td> <td>6.12%</td> </tr> <tr> <td>Disagree</td> <td>0</td> <td>0%</td> </tr> <tr> <td>Strongly Disagree</td> <td>1</td> <td>2.04%</td> </tr> </tbody> </table>	Choice	Number	Percentage	Strongly Agree	20	40.82%	Agree	25	51.02%	Uncertain	3	6.12%	Disagree	0	0%	Strongly Disagree	1	2.04%	<p>40.8% 51%</p> <ul style="list-style-type: none"> ● Stron... ● Agree ● Unce... ● Stron...
Choice	Number	Percentage																			
Strongly Agree	20	40.82%																			
Agree	25	51.02%																			
Uncertain	3	6.12%																			
Disagree	0	0%																			
Strongly Disagree	1	2.04%																			
17	The assignments and exams covered the materials presented in the course	<table border="1"> <thead> <tr> <th>Choice</th> <th>Number</th> <th>Percentage</th> </tr> </thead> <tbody> <tr> <td>Strongly Agree</td> <td>21</td> <td>42.86%</td> </tr> <tr> <td>Agree</td> <td>27</td> <td>55.1%</td> </tr> <tr> <td>Uncertain</td> <td>0</td> <td>0%</td> </tr> <tr> <td>Disagree</td> <td>0</td> <td>0%</td> </tr> <tr> <td>Strongly Disagree</td> <td>1</td> <td>2.04%</td> </tr> </tbody> </table>	Choice	Number	Percentage	Strongly Agree	21	42.86%	Agree	27	55.1%	Uncertain	0	0%	Disagree	0	0%	Strongly Disagree	1	2.04%	<p>42.9% 55.1%</p> <ul style="list-style-type: none"> ● Stron... ● Agree ● Stron...
Choice	Number	Percentage																			
Strongly Agree	21	42.86%																			
Agree	27	55.1%																			
Uncertain	0	0%																			
Disagree	0	0%																			
Strongly Disagree	1	2.04%																			
18	The course material is modern and updated	<table border="1"> <thead> <tr> <th>Choice</th> <th>Number</th> <th>Percentage</th> </tr> </thead> <tbody> <tr> <td>Strongly Agree</td> <td>24</td> <td>48.98%</td> </tr> <tr> <td>Agree</td> <td>22</td> <td>44.9%</td> </tr> <tr> <td>Uncertain</td> <td>2</td> <td>4.08%</td> </tr> <tr> <td>Disagree</td> <td>0</td> <td>0%</td> </tr> <tr> <td>Strongly Disagree</td> <td>1</td> <td>2.04%</td> </tr> </tbody> </table>	Choice	Number	Percentage	Strongly Agree	24	48.98%	Agree	22	44.9%	Uncertain	2	4.08%	Disagree	0	0%	Strongly Disagree	1	2.04%	<p>44.9% 49%</p> <ul style="list-style-type: none"> ● Stron... ● Agree ● Unce... ● Stron...
Choice	Number	Percentage																			
Strongly Agree	24	48.98%																			
Agree	22	44.9%																			
Uncertain	2	4.08%																			
Disagree	0	0%																			
Strongly Disagree	1	2.04%																			
Teachers Comment		Course Comment																			

Teacher Evaluation - Program: 0258

Teacher Name: UNSA FAHIM KHAN		Course ID: ENG-116 Course Title: Functional English		Session: 2017 Fall																			
Shift: Morning -- Section: B		Total Strength: 35		Attempted: 29																			
S.No	Question	Opinions			Chart																		
1	The Instructor is prepared for each class	<table border="1"> <thead> <tr> <th>Choice</th> <th>Number</th> <th>Percentage</th> </tr> </thead> <tbody> <tr> <td>Strongly Agree</td> <td>22</td> <td>75.86%</td> </tr> <tr> <td>Agree</td> <td>7</td> <td>24.14%</td> </tr> <tr> <td>Uncertain</td> <td>0</td> <td>0%</td> </tr> <tr> <td>Disagree</td> <td>0</td> <td>0%</td> </tr> <tr> <td>Strongly Disagree</td> <td>0</td> <td>0%</td> </tr> </tbody> </table>	Choice	Number	Percentage	Strongly Agree	22	75.86%	Agree	7	24.14%	Uncertain	0	0%	Disagree	0	0%	Strongly Disagree	0	0%	<p>Legend: ● Stron... (blue), ● Agree (red)</p>		
Choice	Number	Percentage																					
Strongly Agree	22	75.86%																					
Agree	7	24.14%																					
Uncertain	0	0%																					
Disagree	0	0%																					
Strongly Disagree	0	0%																					
2	The Instructor demonstrates knowledge of the subject	<table border="1"> <thead> <tr> <th>Choice</th> <th>Number</th> <th>Percentage</th> </tr> </thead> <tbody> <tr> <td>Strongly Agree</td> <td>22</td> <td>75.86%</td> </tr> <tr> <td>Agree</td> <td>7</td> <td>24.14%</td> </tr> <tr> <td>Uncertain</td> <td>0</td> <td>0%</td> </tr> <tr> <td>Disagree</td> <td>0</td> <td>0%</td> </tr> <tr> <td>Strongly Disagree</td> <td>0</td> <td>0%</td> </tr> </tbody> </table>	Choice	Number	Percentage	Strongly Agree	22	75.86%	Agree	7	24.14%	Uncertain	0	0%	Disagree	0	0%	Strongly Disagree	0	0%	<p>Legend: ● Stron... (blue), ● Agree (red)</p>		
Choice	Number	Percentage																					
Strongly Agree	22	75.86%																					
Agree	7	24.14%																					
Uncertain	0	0%																					
Disagree	0	0%																					
Strongly Disagree	0	0%																					
3	The Instructor has completed the whole course	<table border="1"> <thead> <tr> <th>Choice</th> <th>Number</th> <th>Percentage</th> </tr> </thead> <tbody> <tr> <td>Strongly Agree</td> <td>22</td> <td>75.86%</td> </tr> <tr> <td>Agree</td> <td>6</td> <td>20.69%</td> </tr> <tr> <td>Uncertain</td> <td>1</td> <td>3.45%</td> </tr> <tr> <td>Disagree</td> <td>0</td> <td>0%</td> </tr> <tr> <td>Strongly Disagree</td> <td>0</td> <td>0%</td> </tr> </tbody> </table>	Choice	Number	Percentage	Strongly Agree	22	75.86%	Agree	6	20.69%	Uncertain	1	3.45%	Disagree	0	0%	Strongly Disagree	0	0%	<p>Legend: ● Stron... (blue), ● Agree (red), ● Unce... (yellow)</p>		
Choice	Number	Percentage																					
Strongly Agree	22	75.86%																					
Agree	6	20.69%																					
Uncertain	1	3.45%																					
Disagree	0	0%																					
Strongly Disagree	0	0%																					
4	The Instructor provides additional material apart from the textbook	<table border="1"> <thead> <tr> <th>Choice</th> <th>Number</th> <th>Percentage</th> </tr> </thead> <tbody> <tr> <td>Strongly Agree</td> <td>20</td> <td>68.97%</td> </tr> <tr> <td>Agree</td> <td>9</td> <td>31.03%</td> </tr> <tr> <td>Uncertain</td> <td>0</td> <td>0%</td> </tr> <tr> <td>Disagree</td> <td>0</td> <td>0%</td> </tr> <tr> <td>Strongly Disagree</td> <td>0</td> <td>0%</td> </tr> </tbody> </table>	Choice	Number	Percentage	Strongly Agree	20	68.97%	Agree	9	31.03%	Uncertain	0	0%	Disagree	0	0%	Strongly Disagree	0	0%	<p>Legend: ● Stron... (blue), ● Agree (red)</p>		
Choice	Number	Percentage																					
Strongly Agree	20	68.97%																					
Agree	9	31.03%																					
Uncertain	0	0%																					
Disagree	0	0%																					
Strongly Disagree	0	0%																					

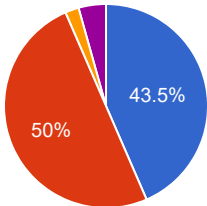
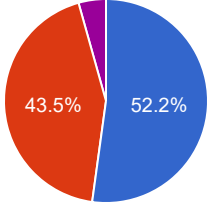
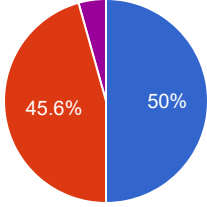
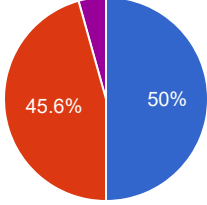
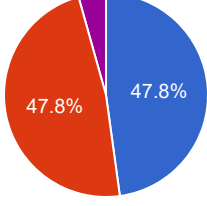
5	The Instructor gives citations regarding current situations with reference to Pakistani context	<table border="1"> <thead> <tr> <th>Choice</th> <th>Number</th> <th>Percentage</th> </tr> </thead> <tbody> <tr> <td>Strongly Agree</td> <td>19</td> <td>65.52%</td> </tr> <tr> <td>Agree</td> <td>10</td> <td>34.48%</td> </tr> <tr> <td>Uncertain</td> <td>0</td> <td>0%</td> </tr> <tr> <td>Disagree</td> <td>0</td> <td>0%</td> </tr> <tr> <td>Strongly Disagree</td> <td>0</td> <td>0%</td> </tr> </tbody> </table>	Choice	Number	Percentage	Strongly Agree	19	65.52%	Agree	10	34.48%	Uncertain	0	0%	Disagree	0	0%	Strongly Disagree	0	0%	 <p>● Stron... ● Agree</p>
Choice	Number	Percentage																			
Strongly Agree	19	65.52%																			
Agree	10	34.48%																			
Uncertain	0	0%																			
Disagree	0	0%																			
Strongly Disagree	0	0%																			
6	The Instructor communicates the subject matter effectively	<table border="1"> <thead> <tr> <th>Choice</th> <th>Number</th> <th>Percentage</th> </tr> </thead> <tbody> <tr> <td>Strongly Agree</td> <td>22</td> <td>75.86%</td> </tr> <tr> <td>Agree</td> <td>7</td> <td>24.14%</td> </tr> <tr> <td>Uncertain</td> <td>0</td> <td>0%</td> </tr> <tr> <td>Disagree</td> <td>0</td> <td>0%</td> </tr> <tr> <td>Strongly Disagree</td> <td>0</td> <td>0%</td> </tr> </tbody> </table>	Choice	Number	Percentage	Strongly Agree	22	75.86%	Agree	7	24.14%	Uncertain	0	0%	Disagree	0	0%	Strongly Disagree	0	0%	 <p>● Stron... ● Agree</p>
Choice	Number	Percentage																			
Strongly Agree	22	75.86%																			
Agree	7	24.14%																			
Uncertain	0	0%																			
Disagree	0	0%																			
Strongly Disagree	0	0%																			
7	The Instructor shows respect towards students and encourages class participation	<table border="1"> <thead> <tr> <th>Choice</th> <th>Number</th> <th>Percentage</th> </tr> </thead> <tbody> <tr> <td>Strongly Agree</td> <td>20</td> <td>68.97%</td> </tr> <tr> <td>Agree</td> <td>9</td> <td>31.03%</td> </tr> <tr> <td>Uncertain</td> <td>0</td> <td>0%</td> </tr> <tr> <td>Disagree</td> <td>0</td> <td>0%</td> </tr> <tr> <td>Strongly Disagree</td> <td>0</td> <td>0%</td> </tr> </tbody> </table>	Choice	Number	Percentage	Strongly Agree	20	68.97%	Agree	9	31.03%	Uncertain	0	0%	Disagree	0	0%	Strongly Disagree	0	0%	 <p>● Stron... ● Agree</p>
Choice	Number	Percentage																			
Strongly Agree	20	68.97%																			
Agree	9	31.03%																			
Uncertain	0	0%																			
Disagree	0	0%																			
Strongly Disagree	0	0%																			
8	The Instructor maintains an environment that is conducive to learning	<table border="1"> <thead> <tr> <th>Choice</th> <th>Number</th> <th>Percentage</th> </tr> </thead> <tbody> <tr> <td>Strongly Agree</td> <td>22</td> <td>75.86%</td> </tr> <tr> <td>Agree</td> <td>7</td> <td>24.14%</td> </tr> <tr> <td>Uncertain</td> <td>0</td> <td>0%</td> </tr> <tr> <td>Disagree</td> <td>0</td> <td>0%</td> </tr> <tr> <td>Strongly Disagree</td> <td>0</td> <td>0%</td> </tr> </tbody> </table>	Choice	Number	Percentage	Strongly Agree	22	75.86%	Agree	7	24.14%	Uncertain	0	0%	Disagree	0	0%	Strongly Disagree	0	0%	 <p>● Stron... ● Agree</p>
Choice	Number	Percentage																			
Strongly Agree	22	75.86%																			
Agree	7	24.14%																			
Uncertain	0	0%																			
Disagree	0	0%																			
Strongly Disagree	0	0%																			
9	The Instructor arrives on time	<table border="1"> <thead> <tr> <th>Choice</th> <th>Number</th> <th>Percentage</th> </tr> </thead> <tbody> <tr> <td>Strongly Agree</td> <td>21</td> <td>72.41%</td> </tr> <tr> <td>Agree</td> <td>8</td> <td>27.59%</td> </tr> <tr> <td>Uncertain</td> <td>0</td> <td>0%</td> </tr> <tr> <td>Disagree</td> <td>0</td> <td>0%</td> </tr> <tr> <td>Strongly Disagree</td> <td>0</td> <td>0%</td> </tr> </tbody> </table>	Choice	Number	Percentage	Strongly Agree	21	72.41%	Agree	8	27.59%	Uncertain	0	0%	Disagree	0	0%	Strongly Disagree	0	0%	 <p>● Stron... ● Agree</p>
Choice	Number	Percentage																			
Strongly Agree	21	72.41%																			
Agree	8	27.59%																			
Uncertain	0	0%																			
Disagree	0	0%																			
Strongly Disagree	0	0%																			

10	The Instructor leaves on time	<table border="1"> <thead> <tr> <th>Choice</th> <th>Number</th> <th>Percentage</th> </tr> </thead> <tbody> <tr> <td>Strongly Agree</td> <td>22</td> <td>75.86%</td> </tr> <tr> <td>Agree</td> <td>7</td> <td>24.14%</td> </tr> <tr> <td>Uncertain</td> <td>0</td> <td>0%</td> </tr> <tr> <td>Disagree</td> <td>0</td> <td>0%</td> </tr> <tr> <td>Strongly Disagree</td> <td>0</td> <td>0%</td> </tr> </tbody> </table>	Choice	Number	Percentage	Strongly Agree	22	75.86%	Agree	7	24.14%	Uncertain	0	0%	Disagree	0	0%	Strongly Disagree	0	0%	 <p>● Stron... ● Agree</p>
Choice	Number	Percentage																			
Strongly Agree	22	75.86%																			
Agree	7	24.14%																			
Uncertain	0	0%																			
Disagree	0	0%																			
Strongly Disagree	0	0%																			
11	The Instructor is fair in examination	<table border="1"> <thead> <tr> <th>Choice</th> <th>Number</th> <th>Percentage</th> </tr> </thead> <tbody> <tr> <td>Strongly Agree</td> <td>22</td> <td>75.86%</td> </tr> <tr> <td>Agree</td> <td>7</td> <td>24.14%</td> </tr> <tr> <td>Uncertain</td> <td>0</td> <td>0%</td> </tr> <tr> <td>Disagree</td> <td>0</td> <td>0%</td> </tr> <tr> <td>Strongly Disagree</td> <td>0</td> <td>0%</td> </tr> </tbody> </table>	Choice	Number	Percentage	Strongly Agree	22	75.86%	Agree	7	24.14%	Uncertain	0	0%	Disagree	0	0%	Strongly Disagree	0	0%	 <p>● Stron... ● Agree</p>
Choice	Number	Percentage																			
Strongly Agree	22	75.86%																			
Agree	7	24.14%																			
Uncertain	0	0%																			
Disagree	0	0%																			
Strongly Disagree	0	0%																			
12	The Instructor returns the graded scripts etc. in a reasonable amount of time	<table border="1"> <thead> <tr> <th>Choice</th> <th>Number</th> <th>Percentage</th> </tr> </thead> <tbody> <tr> <td>Strongly Agree</td> <td>22</td> <td>75.86%</td> </tr> <tr> <td>Agree</td> <td>7</td> <td>24.14%</td> </tr> <tr> <td>Uncertain</td> <td>0</td> <td>0%</td> </tr> <tr> <td>Disagree</td> <td>0</td> <td>0%</td> </tr> <tr> <td>Strongly Disagree</td> <td>0</td> <td>0%</td> </tr> </tbody> </table>	Choice	Number	Percentage	Strongly Agree	22	75.86%	Agree	7	24.14%	Uncertain	0	0%	Disagree	0	0%	Strongly Disagree	0	0%	 <p>● Stron... ● Agree</p>
Choice	Number	Percentage																			
Strongly Agree	22	75.86%																			
Agree	7	24.14%																			
Uncertain	0	0%																			
Disagree	0	0%																			
Strongly Disagree	0	0%																			
13	The Instructor was available during the specified office hours and for after class consultations	<table border="1"> <thead> <tr> <th>Choice</th> <th>Number</th> <th>Percentage</th> </tr> </thead> <tbody> <tr> <td>Strongly Agree</td> <td>21</td> <td>72.41%</td> </tr> <tr> <td>Agree</td> <td>8</td> <td>27.59%</td> </tr> <tr> <td>Uncertain</td> <td>0</td> <td>0%</td> </tr> <tr> <td>Disagree</td> <td>0</td> <td>0%</td> </tr> <tr> <td>Strongly Disagree</td> <td>0</td> <td>0%</td> </tr> </tbody> </table>	Choice	Number	Percentage	Strongly Agree	21	72.41%	Agree	8	27.59%	Uncertain	0	0%	Disagree	0	0%	Strongly Disagree	0	0%	 <p>● Stron... ● Agree</p>
Choice	Number	Percentage																			
Strongly Agree	21	72.41%																			
Agree	8	27.59%																			
Uncertain	0	0%																			
Disagree	0	0%																			
Strongly Disagree	0	0%																			
14	The Subject matter presented in the course has increased your knowledge of the subject	<table border="1"> <thead> <tr> <th>Choice</th> <th>Number</th> <th>Percentage</th> </tr> </thead> <tbody> <tr> <td>Strongly Agree</td> <td>23</td> <td>79.31%</td> </tr> <tr> <td>Agree</td> <td>6</td> <td>20.69%</td> </tr> <tr> <td>Uncertain</td> <td>0</td> <td>0%</td> </tr> <tr> <td>Disagree</td> <td>0</td> <td>0%</td> </tr> <tr> <td>Strongly Disagree</td> <td>0</td> <td>0%</td> </tr> </tbody> </table>	Choice	Number	Percentage	Strongly Agree	23	79.31%	Agree	6	20.69%	Uncertain	0	0%	Disagree	0	0%	Strongly Disagree	0	0%	 <p>● Stron... ● Agree</p>
Choice	Number	Percentage																			
Strongly Agree	23	79.31%																			
Agree	6	20.69%																			
Uncertain	0	0%																			
Disagree	0	0%																			
Strongly Disagree	0	0%																			

15	The syllabus clearly states course objectives requirements, procedures and grading criteria	<table border="1"> <thead> <tr> <th>Choice</th> <th>Number</th> <th>Percentage</th> </tr> </thead> <tbody> <tr> <td>Strongly Agree</td> <td>22</td> <td>75.86%</td> </tr> <tr> <td>Agree</td> <td>7</td> <td>24.14%</td> </tr> <tr> <td>Uncertain</td> <td>0</td> <td>0%</td> </tr> <tr> <td>Disagree</td> <td>0</td> <td>0%</td> </tr> <tr> <td>Strongly Disagree</td> <td>0</td> <td>0%</td> </tr> </tbody> </table>	Choice	Number	Percentage	Strongly Agree	22	75.86%	Agree	7	24.14%	Uncertain	0	0%	Disagree	0	0%	Strongly Disagree	0	0%	 <p>● Stron... ● Agree</p>
Choice	Number	Percentage																			
Strongly Agree	22	75.86%																			
Agree	7	24.14%																			
Uncertain	0	0%																			
Disagree	0	0%																			
Strongly Disagree	0	0%																			
16	The course integrates theoretical course concepts with real-world applications	<table border="1"> <thead> <tr> <th>Choice</th> <th>Number</th> <th>Percentage</th> </tr> </thead> <tbody> <tr> <td>Strongly Agree</td> <td>20</td> <td>68.97%</td> </tr> <tr> <td>Agree</td> <td>9</td> <td>31.03%</td> </tr> <tr> <td>Uncertain</td> <td>0</td> <td>0%</td> </tr> <tr> <td>Disagree</td> <td>0</td> <td>0%</td> </tr> <tr> <td>Strongly Disagree</td> <td>0</td> <td>0%</td> </tr> </tbody> </table>	Choice	Number	Percentage	Strongly Agree	20	68.97%	Agree	9	31.03%	Uncertain	0	0%	Disagree	0	0%	Strongly Disagree	0	0%	 <p>● Stron... ● Agree</p>
Choice	Number	Percentage																			
Strongly Agree	20	68.97%																			
Agree	9	31.03%																			
Uncertain	0	0%																			
Disagree	0	0%																			
Strongly Disagree	0	0%																			
17	The assignments and exams covered the materials presented in the course	<table border="1"> <thead> <tr> <th>Choice</th> <th>Number</th> <th>Percentage</th> </tr> </thead> <tbody> <tr> <td>Strongly Agree</td> <td>21</td> <td>72.41%</td> </tr> <tr> <td>Agree</td> <td>8</td> <td>27.59%</td> </tr> <tr> <td>Uncertain</td> <td>0</td> <td>0%</td> </tr> <tr> <td>Disagree</td> <td>0</td> <td>0%</td> </tr> <tr> <td>Strongly Disagree</td> <td>0</td> <td>0%</td> </tr> </tbody> </table>	Choice	Number	Percentage	Strongly Agree	21	72.41%	Agree	8	27.59%	Uncertain	0	0%	Disagree	0	0%	Strongly Disagree	0	0%	 <p>● Stron... ● Agree</p>
Choice	Number	Percentage																			
Strongly Agree	21	72.41%																			
Agree	8	27.59%																			
Uncertain	0	0%																			
Disagree	0	0%																			
Strongly Disagree	0	0%																			
18	The course material is modern and updated	<table border="1"> <thead> <tr> <th>Choice</th> <th>Number</th> <th>Percentage</th> </tr> </thead> <tbody> <tr> <td>Strongly Agree</td> <td>22</td> <td>75.86%</td> </tr> <tr> <td>Agree</td> <td>7</td> <td>24.14%</td> </tr> <tr> <td>Uncertain</td> <td>0</td> <td>0%</td> </tr> <tr> <td>Disagree</td> <td>0</td> <td>0%</td> </tr> <tr> <td>Strongly Disagree</td> <td>0</td> <td>0%</td> </tr> </tbody> </table>	Choice	Number	Percentage	Strongly Agree	22	75.86%	Agree	7	24.14%	Uncertain	0	0%	Disagree	0	0%	Strongly Disagree	0	0%	 <p>● Stron... ● Agree</p>
Choice	Number	Percentage																			
Strongly Agree	22	75.86%																			
Agree	7	24.14%																			
Uncertain	0	0%																			
Disagree	0	0%																			
Strongly Disagree	0	0%																			
Teachers Comment		Course Comment																			

Teacher Evaluation - Program: 0258

Teacher Name: UNSA FAHIM KHAN		Course ID: ENG-209 Course Title: American Literary Movement - I		Session: 2017 Fall																			
Shift: Morning -- Section:		Total Strength: 45		Attempted: 46																			
S.No	Question	Opinions			Chart																		
1	The Instructor is prepared for each class	<table border="1"> <thead> <tr> <th>Choice</th> <th>Number</th> <th>Percentage</th> </tr> </thead> <tbody> <tr> <td>Strongly Agree</td> <td>26</td> <td>56.52%</td> </tr> <tr> <td>Agree</td> <td>16</td> <td>34.78%</td> </tr> <tr> <td>Uncertain</td> <td>2</td> <td>4.35%</td> </tr> <tr> <td>Disagree</td> <td>0</td> <td>0%</td> </tr> <tr> <td>Strongly Disagree</td> <td>2</td> <td>4.35%</td> </tr> </tbody> </table>	Choice	Number	Percentage	Strongly Agree	26	56.52%	Agree	16	34.78%	Uncertain	2	4.35%	Disagree	0	0%	Strongly Disagree	2	4.35%	<p>Legend: Strongly Agree (blue), Agree (red), Uncertain (yellow), Disagree (purple), Strongly Disagree (orange)</p>		
Choice	Number	Percentage																					
Strongly Agree	26	56.52%																					
Agree	16	34.78%																					
Uncertain	2	4.35%																					
Disagree	0	0%																					
Strongly Disagree	2	4.35%																					
2	The Instructor demonstrates knowledge of the subject	<table border="1"> <thead> <tr> <th>Choice</th> <th>Number</th> <th>Percentage</th> </tr> </thead> <tbody> <tr> <td>Strongly Agree</td> <td>23</td> <td>50%</td> </tr> <tr> <td>Agree</td> <td>19</td> <td>41.3%</td> </tr> <tr> <td>Uncertain</td> <td>2</td> <td>4.35%</td> </tr> <tr> <td>Disagree</td> <td>0</td> <td>0%</td> </tr> <tr> <td>Strongly Disagree</td> <td>2</td> <td>4.35%</td> </tr> </tbody> </table>	Choice	Number	Percentage	Strongly Agree	23	50%	Agree	19	41.3%	Uncertain	2	4.35%	Disagree	0	0%	Strongly Disagree	2	4.35%	<p>Legend: Strongly Agree (blue), Agree (red), Uncertain (yellow), Disagree (purple), Strongly Disagree (orange)</p>		
Choice	Number	Percentage																					
Strongly Agree	23	50%																					
Agree	19	41.3%																					
Uncertain	2	4.35%																					
Disagree	0	0%																					
Strongly Disagree	2	4.35%																					
3	The Instructor has completed the whole course	<table border="1"> <thead> <tr> <th>Choice</th> <th>Number</th> <th>Percentage</th> </tr> </thead> <tbody> <tr> <td>Strongly Agree</td> <td>20</td> <td>43.48%</td> </tr> <tr> <td>Agree</td> <td>22</td> <td>47.83%</td> </tr> <tr> <td>Uncertain</td> <td>2</td> <td>4.35%</td> </tr> <tr> <td>Disagree</td> <td>0</td> <td>0%</td> </tr> <tr> <td>Strongly Disagree</td> <td>2</td> <td>4.35%</td> </tr> </tbody> </table>	Choice	Number	Percentage	Strongly Agree	20	43.48%	Agree	22	47.83%	Uncertain	2	4.35%	Disagree	0	0%	Strongly Disagree	2	4.35%	<p>Legend: Strongly Agree (blue), Agree (red), Uncertain (yellow), Disagree (purple), Strongly Disagree (orange)</p>		
Choice	Number	Percentage																					
Strongly Agree	20	43.48%																					
Agree	22	47.83%																					
Uncertain	2	4.35%																					
Disagree	0	0%																					
Strongly Disagree	2	4.35%																					
4	The Instructor provides additional material apart from the textbook	<table border="1"> <thead> <tr> <th>Choice</th> <th>Number</th> <th>Percentage</th> </tr> </thead> <tbody> <tr> <td>Strongly Agree</td> <td>21</td> <td>45.65%</td> </tr> <tr> <td>Agree</td> <td>23</td> <td>50%</td> </tr> <tr> <td>Uncertain</td> <td>0</td> <td>0%</td> </tr> <tr> <td>Disagree</td> <td>0</td> <td>0%</td> </tr> <tr> <td>Strongly Disagree</td> <td>2</td> <td>4.35%</td> </tr> </tbody> </table>	Choice	Number	Percentage	Strongly Agree	21	45.65%	Agree	23	50%	Uncertain	0	0%	Disagree	0	0%	Strongly Disagree	2	4.35%	<p>Legend: Strongly Agree (blue), Agree (red), Uncertain (yellow), Disagree (purple), Strongly Disagree (orange)</p>		
Choice	Number	Percentage																					
Strongly Agree	21	45.65%																					
Agree	23	50%																					
Uncertain	0	0%																					
Disagree	0	0%																					
Strongly Disagree	2	4.35%																					

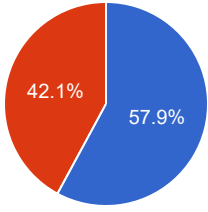
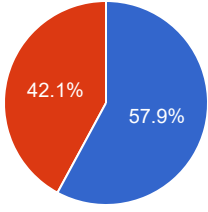
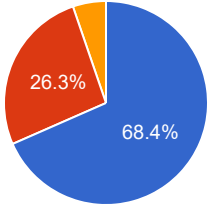
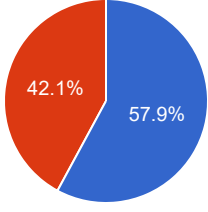
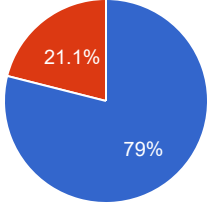
5	The Instructor gives citations regarding current situations with reference to Pakistani context	<table border="1"> <thead> <tr> <th>Choice</th> <th>Number</th> <th>Percentage</th> </tr> </thead> <tbody> <tr> <td>Strongly Agree</td> <td>20</td> <td>43.48%</td> </tr> <tr> <td>Agree</td> <td>23</td> <td>50%</td> </tr> <tr> <td>Uncertain</td> <td>1</td> <td>2.17%</td> </tr> <tr> <td>Disagree</td> <td>0</td> <td>0%</td> </tr> <tr> <td>Strongly Disagree</td> <td>2</td> <td>4.35%</td> </tr> </tbody> </table>	Choice	Number	Percentage	Strongly Agree	20	43.48%	Agree	23	50%	Uncertain	1	2.17%	Disagree	0	0%	Strongly Disagree	2	4.35%	 <ul style="list-style-type: none"> ● Stron... ● Agree ● Unce... ● Stron...
Choice	Number	Percentage																			
Strongly Agree	20	43.48%																			
Agree	23	50%																			
Uncertain	1	2.17%																			
Disagree	0	0%																			
Strongly Disagree	2	4.35%																			
6	The Instructor communicates the subject matter effectively	<table border="1"> <thead> <tr> <th>Choice</th> <th>Number</th> <th>Percentage</th> </tr> </thead> <tbody> <tr> <td>Strongly Agree</td> <td>24</td> <td>52.17%</td> </tr> <tr> <td>Agree</td> <td>20</td> <td>43.48%</td> </tr> <tr> <td>Uncertain</td> <td>0</td> <td>0%</td> </tr> <tr> <td>Disagree</td> <td>0</td> <td>0%</td> </tr> <tr> <td>Strongly Disagree</td> <td>2</td> <td>4.35%</td> </tr> </tbody> </table>	Choice	Number	Percentage	Strongly Agree	24	52.17%	Agree	20	43.48%	Uncertain	0	0%	Disagree	0	0%	Strongly Disagree	2	4.35%	 <ul style="list-style-type: none"> ● Stron... ● Agree ● Stron...
Choice	Number	Percentage																			
Strongly Agree	24	52.17%																			
Agree	20	43.48%																			
Uncertain	0	0%																			
Disagree	0	0%																			
Strongly Disagree	2	4.35%																			
7	The Instructor shows respect towards students and encourages class participation	<table border="1"> <thead> <tr> <th>Choice</th> <th>Number</th> <th>Percentage</th> </tr> </thead> <tbody> <tr> <td>Strongly Agree</td> <td>23</td> <td>50%</td> </tr> <tr> <td>Agree</td> <td>21</td> <td>45.65%</td> </tr> <tr> <td>Uncertain</td> <td>0</td> <td>0%</td> </tr> <tr> <td>Disagree</td> <td>0</td> <td>0%</td> </tr> <tr> <td>Strongly Disagree</td> <td>2</td> <td>4.35%</td> </tr> </tbody> </table>	Choice	Number	Percentage	Strongly Agree	23	50%	Agree	21	45.65%	Uncertain	0	0%	Disagree	0	0%	Strongly Disagree	2	4.35%	 <ul style="list-style-type: none"> ● Stron... ● Agree ● Stron...
Choice	Number	Percentage																			
Strongly Agree	23	50%																			
Agree	21	45.65%																			
Uncertain	0	0%																			
Disagree	0	0%																			
Strongly Disagree	2	4.35%																			
8	The Instructor maintains an environment that is conducive to learning	<table border="1"> <thead> <tr> <th>Choice</th> <th>Number</th> <th>Percentage</th> </tr> </thead> <tbody> <tr> <td>Strongly Agree</td> <td>23</td> <td>50%</td> </tr> <tr> <td>Agree</td> <td>21</td> <td>45.65%</td> </tr> <tr> <td>Uncertain</td> <td>0</td> <td>0%</td> </tr> <tr> <td>Disagree</td> <td>0</td> <td>0%</td> </tr> <tr> <td>Strongly Disagree</td> <td>2</td> <td>4.35%</td> </tr> </tbody> </table>	Choice	Number	Percentage	Strongly Agree	23	50%	Agree	21	45.65%	Uncertain	0	0%	Disagree	0	0%	Strongly Disagree	2	4.35%	 <ul style="list-style-type: none"> ● Stron... ● Agree ● Stron...
Choice	Number	Percentage																			
Strongly Agree	23	50%																			
Agree	21	45.65%																			
Uncertain	0	0%																			
Disagree	0	0%																			
Strongly Disagree	2	4.35%																			
9	The Instructor arrives on time	<table border="1"> <thead> <tr> <th>Choice</th> <th>Number</th> <th>Percentage</th> </tr> </thead> <tbody> <tr> <td>Strongly Agree</td> <td>22</td> <td>47.83%</td> </tr> <tr> <td>Agree</td> <td>22</td> <td>47.83%</td> </tr> <tr> <td>Uncertain</td> <td>0</td> <td>0%</td> </tr> <tr> <td>Disagree</td> <td>0</td> <td>0%</td> </tr> <tr> <td>Strongly Disagree</td> <td>2</td> <td>4.35%</td> </tr> </tbody> </table>	Choice	Number	Percentage	Strongly Agree	22	47.83%	Agree	22	47.83%	Uncertain	0	0%	Disagree	0	0%	Strongly Disagree	2	4.35%	 <ul style="list-style-type: none"> ● Stron... ● Agree ● Stron...
Choice	Number	Percentage																			
Strongly Agree	22	47.83%																			
Agree	22	47.83%																			
Uncertain	0	0%																			
Disagree	0	0%																			
Strongly Disagree	2	4.35%																			

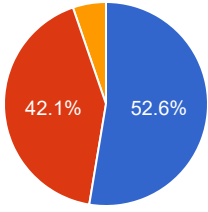
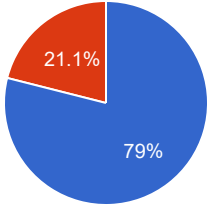
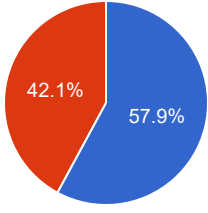
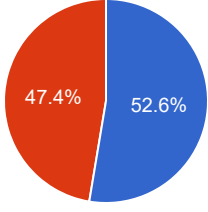
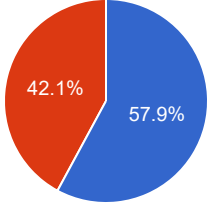
10	The Instructor leaves on time	<table border="1"> <thead> <tr> <th>Choice</th> <th>Number</th> <th>Percentage</th> </tr> </thead> <tbody> <tr> <td>Strongly Agree</td> <td>24</td> <td>52.17%</td> </tr> <tr> <td>Agree</td> <td>20</td> <td>43.48%</td> </tr> <tr> <td>Uncertain</td> <td>0</td> <td>0%</td> </tr> <tr> <td>Disagree</td> <td>0</td> <td>0%</td> </tr> <tr> <td>Strongly Disagree</td> <td>2</td> <td>4.35%</td> </tr> </tbody> </table>	Choice	Number	Percentage	Strongly Agree	24	52.17%	Agree	20	43.48%	Uncertain	0	0%	Disagree	0	0%	Strongly Disagree	2	4.35%	<p>Legend: Strongly Agree (blue), Agree (red), Strongly Disagree (purple)</p>
Choice	Number	Percentage																			
Strongly Agree	24	52.17%																			
Agree	20	43.48%																			
Uncertain	0	0%																			
Disagree	0	0%																			
Strongly Disagree	2	4.35%																			
11	The Instructor is fair in examination	<table border="1"> <thead> <tr> <th>Choice</th> <th>Number</th> <th>Percentage</th> </tr> </thead> <tbody> <tr> <td>Strongly Agree</td> <td>24</td> <td>52.17%</td> </tr> <tr> <td>Agree</td> <td>18</td> <td>39.13%</td> </tr> <tr> <td>Uncertain</td> <td>1</td> <td>2.17%</td> </tr> <tr> <td>Disagree</td> <td>1</td> <td>2.17%</td> </tr> <tr> <td>Strongly Disagree</td> <td>2</td> <td>4.35%</td> </tr> </tbody> </table>	Choice	Number	Percentage	Strongly Agree	24	52.17%	Agree	18	39.13%	Uncertain	1	2.17%	Disagree	1	2.17%	Strongly Disagree	2	4.35%	<p>Legend: Strongly Agree (blue), Agree (red), Uncertain (yellow), Disagree (green), Strongly Disagree (purple)</p>
Choice	Number	Percentage																			
Strongly Agree	24	52.17%																			
Agree	18	39.13%																			
Uncertain	1	2.17%																			
Disagree	1	2.17%																			
Strongly Disagree	2	4.35%																			
12	The Instructor returns the graded scripts etc. in a reasonable amount of time	<table border="1"> <thead> <tr> <th>Choice</th> <th>Number</th> <th>Percentage</th> </tr> </thead> <tbody> <tr> <td>Strongly Agree</td> <td>20</td> <td>43.48%</td> </tr> <tr> <td>Agree</td> <td>20</td> <td>43.48%</td> </tr> <tr> <td>Uncertain</td> <td>3</td> <td>6.52%</td> </tr> <tr> <td>Disagree</td> <td>1</td> <td>2.17%</td> </tr> <tr> <td>Strongly Disagree</td> <td>2</td> <td>4.35%</td> </tr> </tbody> </table>	Choice	Number	Percentage	Strongly Agree	20	43.48%	Agree	20	43.48%	Uncertain	3	6.52%	Disagree	1	2.17%	Strongly Disagree	2	4.35%	<p>Legend: Strongly Agree (blue), Agree (red), Uncertain (yellow), Disagree (green), Strongly Disagree (purple)</p>
Choice	Number	Percentage																			
Strongly Agree	20	43.48%																			
Agree	20	43.48%																			
Uncertain	3	6.52%																			
Disagree	1	2.17%																			
Strongly Disagree	2	4.35%																			
13	The Instructor was available during the specified office hours and for after class consultations	<table border="1"> <thead> <tr> <th>Choice</th> <th>Number</th> <th>Percentage</th> </tr> </thead> <tbody> <tr> <td>Strongly Agree</td> <td>20</td> <td>43.48%</td> </tr> <tr> <td>Agree</td> <td>23</td> <td>50%</td> </tr> <tr> <td>Uncertain</td> <td>1</td> <td>2.17%</td> </tr> <tr> <td>Disagree</td> <td>0</td> <td>0%</td> </tr> <tr> <td>Strongly Disagree</td> <td>2</td> <td>4.35%</td> </tr> </tbody> </table>	Choice	Number	Percentage	Strongly Agree	20	43.48%	Agree	23	50%	Uncertain	1	2.17%	Disagree	0	0%	Strongly Disagree	2	4.35%	<p>Legend: Strongly Agree (blue), Agree (red), Uncertain (yellow), Strongly Disagree (purple)</p>
Choice	Number	Percentage																			
Strongly Agree	20	43.48%																			
Agree	23	50%																			
Uncertain	1	2.17%																			
Disagree	0	0%																			
Strongly Disagree	2	4.35%																			
14	The Subject matter presented in the course has increased your knowledge of the subject	<table border="1"> <thead> <tr> <th>Choice</th> <th>Number</th> <th>Percentage</th> </tr> </thead> <tbody> <tr> <td>Strongly Agree</td> <td>21</td> <td>45.65%</td> </tr> <tr> <td>Agree</td> <td>22</td> <td>47.83%</td> </tr> <tr> <td>Uncertain</td> <td>1</td> <td>2.17%</td> </tr> <tr> <td>Disagree</td> <td>0</td> <td>0%</td> </tr> <tr> <td>Strongly Disagree</td> <td>2</td> <td>4.35%</td> </tr> </tbody> </table>	Choice	Number	Percentage	Strongly Agree	21	45.65%	Agree	22	47.83%	Uncertain	1	2.17%	Disagree	0	0%	Strongly Disagree	2	4.35%	<p>Legend: Strongly Agree (blue), Agree (red), Uncertain (yellow), Strongly Disagree (purple)</p>
Choice	Number	Percentage																			
Strongly Agree	21	45.65%																			
Agree	22	47.83%																			
Uncertain	1	2.17%																			
Disagree	0	0%																			
Strongly Disagree	2	4.35%																			

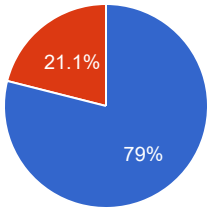
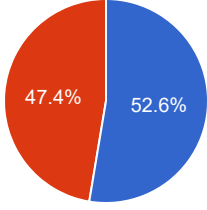
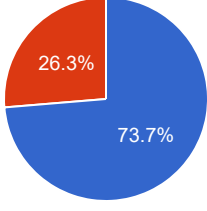
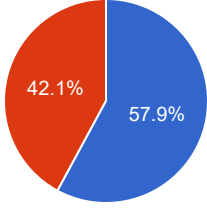
15	The syllabus clearly states course objectives requirements, procedures and grading criteria	<table border="1"> <thead> <tr> <th>Choice</th> <th>Number</th> <th>Percentage</th> </tr> </thead> <tbody> <tr> <td>Strongly Agree</td> <td>24</td> <td>52.17%</td> </tr> <tr> <td>Agree</td> <td>19</td> <td>41.3%</td> </tr> <tr> <td>Uncertain</td> <td>1</td> <td>2.17%</td> </tr> <tr> <td>Disagree</td> <td>0</td> <td>0%</td> </tr> <tr> <td>Strongly Disagree</td> <td>2</td> <td>4.35%</td> </tr> </tbody> </table>	Choice	Number	Percentage	Strongly Agree	24	52.17%	Agree	19	41.3%	Uncertain	1	2.17%	Disagree	0	0%	Strongly Disagree	2	4.35%	<p>Legend: Strongly Agree (blue), Agree (red), Uncertain (yellow), Disagree (purple), Strongly Disagree (grey)</p>
Choice	Number	Percentage																			
Strongly Agree	24	52.17%																			
Agree	19	41.3%																			
Uncertain	1	2.17%																			
Disagree	0	0%																			
Strongly Disagree	2	4.35%																			
16	The course integrates theoretical course concepts with real-world applications	<table border="1"> <thead> <tr> <th>Choice</th> <th>Number</th> <th>Percentage</th> </tr> </thead> <tbody> <tr> <td>Strongly Agree</td> <td>23</td> <td>50%</td> </tr> <tr> <td>Agree</td> <td>19</td> <td>41.3%</td> </tr> <tr> <td>Uncertain</td> <td>2</td> <td>4.35%</td> </tr> <tr> <td>Disagree</td> <td>0</td> <td>0%</td> </tr> <tr> <td>Strongly Disagree</td> <td>2</td> <td>4.35%</td> </tr> </tbody> </table>	Choice	Number	Percentage	Strongly Agree	23	50%	Agree	19	41.3%	Uncertain	2	4.35%	Disagree	0	0%	Strongly Disagree	2	4.35%	<p>Legend: Strongly Agree (blue), Agree (red), Uncertain (yellow), Disagree (purple), Strongly Disagree (grey)</p>
Choice	Number	Percentage																			
Strongly Agree	23	50%																			
Agree	19	41.3%																			
Uncertain	2	4.35%																			
Disagree	0	0%																			
Strongly Disagree	2	4.35%																			
17	The assignments and exams covered the materials presented in the course	<table border="1"> <thead> <tr> <th>Choice</th> <th>Number</th> <th>Percentage</th> </tr> </thead> <tbody> <tr> <td>Strongly Agree</td> <td>22</td> <td>47.83%</td> </tr> <tr> <td>Agree</td> <td>22</td> <td>47.83%</td> </tr> <tr> <td>Uncertain</td> <td>0</td> <td>0%</td> </tr> <tr> <td>Disagree</td> <td>0</td> <td>0%</td> </tr> <tr> <td>Strongly Disagree</td> <td>2</td> <td>4.35%</td> </tr> </tbody> </table>	Choice	Number	Percentage	Strongly Agree	22	47.83%	Agree	22	47.83%	Uncertain	0	0%	Disagree	0	0%	Strongly Disagree	2	4.35%	<p>Legend: Strongly Agree (blue), Agree (red), Uncertain (yellow), Disagree (purple), Strongly Disagree (grey)</p>
Choice	Number	Percentage																			
Strongly Agree	22	47.83%																			
Agree	22	47.83%																			
Uncertain	0	0%																			
Disagree	0	0%																			
Strongly Disagree	2	4.35%																			
18	The course material is modern and updated	<table border="1"> <thead> <tr> <th>Choice</th> <th>Number</th> <th>Percentage</th> </tr> </thead> <tbody> <tr> <td>Strongly Agree</td> <td>20</td> <td>43.48%</td> </tr> <tr> <td>Agree</td> <td>24</td> <td>52.17%</td> </tr> <tr> <td>Uncertain</td> <td>0</td> <td>0%</td> </tr> <tr> <td>Disagree</td> <td>0</td> <td>0%</td> </tr> <tr> <td>Strongly Disagree</td> <td>2</td> <td>4.35%</td> </tr> </tbody> </table>	Choice	Number	Percentage	Strongly Agree	20	43.48%	Agree	24	52.17%	Uncertain	0	0%	Disagree	0	0%	Strongly Disagree	2	4.35%	<p>Legend: Strongly Agree (blue), Agree (red), Uncertain (yellow), Disagree (purple), Strongly Disagree (grey)</p>
Choice	Number	Percentage																			
Strongly Agree	20	43.48%																			
Agree	24	52.17%																			
Uncertain	0	0%																			
Disagree	0	0%																			
Strongly Disagree	2	4.35%																			
Teachers Comment		Course Comment																			

Teacher Evaluation - Program: 0258

Teacher Name: UNSA FAHIM KHAN		Course ID: ENG-309 Course Title: Novel		Session: 2017 Fall																			
Shift: Morning -- Section:		Total Strength: 18		Attempted: 19																			
S.No	Question	Opinions			Chart																		
1	The Instructor is prepared for each class	<table border="1"> <thead> <tr> <th>Choice</th> <th>Number</th> <th>Percentage</th> </tr> </thead> <tbody> <tr> <td>Strongly Agree</td> <td>16</td> <td>84.21%</td> </tr> <tr> <td>Agree</td> <td>3</td> <td>15.79%</td> </tr> <tr> <td>Uncertain</td> <td>0</td> <td>0%</td> </tr> <tr> <td>Disagree</td> <td>0</td> <td>0%</td> </tr> <tr> <td>Strongly Disagree</td> <td>0</td> <td>0%</td> </tr> </tbody> </table>	Choice	Number	Percentage	Strongly Agree	16	84.21%	Agree	3	15.79%	Uncertain	0	0%	Disagree	0	0%	Strongly Disagree	0	0%	<p>A pie chart with a legend. The legend shows a blue circle for 'Stron...' and a red circle for 'Agree'. The chart shows a large blue slice representing 84.2% and a smaller red slice representing 15.79%.</p>		
Choice	Number	Percentage																					
Strongly Agree	16	84.21%																					
Agree	3	15.79%																					
Uncertain	0	0%																					
Disagree	0	0%																					
Strongly Disagree	0	0%																					
2	The Instructor demonstrates knowledge of the subject	<table border="1"> <thead> <tr> <th>Choice</th> <th>Number</th> <th>Percentage</th> </tr> </thead> <tbody> <tr> <td>Strongly Agree</td> <td>11</td> <td>57.89%</td> </tr> <tr> <td>Agree</td> <td>8</td> <td>42.11%</td> </tr> <tr> <td>Uncertain</td> <td>0</td> <td>0%</td> </tr> <tr> <td>Disagree</td> <td>0</td> <td>0%</td> </tr> <tr> <td>Strongly Disagree</td> <td>0</td> <td>0%</td> </tr> </tbody> </table>	Choice	Number	Percentage	Strongly Agree	11	57.89%	Agree	8	42.11%	Uncertain	0	0%	Disagree	0	0%	Strongly Disagree	0	0%	<p>A pie chart with a legend. The legend shows a blue circle for 'Stron...' and a red circle for 'Agree'. The chart shows a blue slice representing 57.9% and a red slice representing 42.1%.</p>		
Choice	Number	Percentage																					
Strongly Agree	11	57.89%																					
Agree	8	42.11%																					
Uncertain	0	0%																					
Disagree	0	0%																					
Strongly Disagree	0	0%																					
3	The Instructor has completed the whole course	<table border="1"> <thead> <tr> <th>Choice</th> <th>Number</th> <th>Percentage</th> </tr> </thead> <tbody> <tr> <td>Strongly Agree</td> <td>15</td> <td>78.95%</td> </tr> <tr> <td>Agree</td> <td>4</td> <td>21.05%</td> </tr> <tr> <td>Uncertain</td> <td>0</td> <td>0%</td> </tr> <tr> <td>Disagree</td> <td>0</td> <td>0%</td> </tr> <tr> <td>Strongly Disagree</td> <td>0</td> <td>0%</td> </tr> </tbody> </table>	Choice	Number	Percentage	Strongly Agree	15	78.95%	Agree	4	21.05%	Uncertain	0	0%	Disagree	0	0%	Strongly Disagree	0	0%	<p>A pie chart with a legend. The legend shows a blue circle for 'Stron...' and a red circle for 'Agree'. The chart shows a large blue slice representing 79% and a smaller red slice representing 21.1%.</p>		
Choice	Number	Percentage																					
Strongly Agree	15	78.95%																					
Agree	4	21.05%																					
Uncertain	0	0%																					
Disagree	0	0%																					
Strongly Disagree	0	0%																					
4	The Instructor provides additional material apart from the textbook	<table border="1"> <thead> <tr> <th>Choice</th> <th>Number</th> <th>Percentage</th> </tr> </thead> <tbody> <tr> <td>Strongly Agree</td> <td>11</td> <td>57.89%</td> </tr> <tr> <td>Agree</td> <td>8</td> <td>42.11%</td> </tr> <tr> <td>Uncertain</td> <td>0</td> <td>0%</td> </tr> <tr> <td>Disagree</td> <td>0</td> <td>0%</td> </tr> <tr> <td>Strongly Disagree</td> <td>0</td> <td>0%</td> </tr> </tbody> </table>	Choice	Number	Percentage	Strongly Agree	11	57.89%	Agree	8	42.11%	Uncertain	0	0%	Disagree	0	0%	Strongly Disagree	0	0%	<p>A pie chart with a legend. The legend shows a blue circle for 'Stron...' and a red circle for 'Agree'. The chart shows a blue slice representing 57.9% and a red slice representing 42.1%.</p>		
Choice	Number	Percentage																					
Strongly Agree	11	57.89%																					
Agree	8	42.11%																					
Uncertain	0	0%																					
Disagree	0	0%																					
Strongly Disagree	0	0%																					

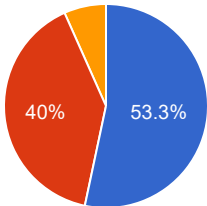
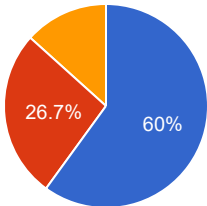
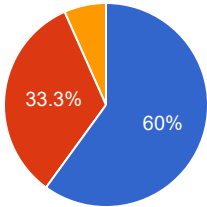
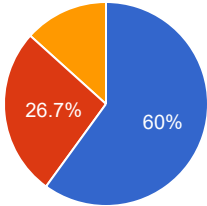
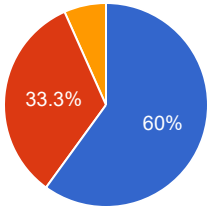
5	The Instructor gives citations regarding current situations with reference to Pakistani context	<table border="1"> <thead> <tr> <th>Choice</th> <th>Number</th> <th>Percentage</th> </tr> </thead> <tbody> <tr> <td>Strongly Agree</td> <td>11</td> <td>57.89%</td> </tr> <tr> <td>Agree</td> <td>8</td> <td>42.11%</td> </tr> <tr> <td>Uncertain</td> <td>0</td> <td>0%</td> </tr> <tr> <td>Disagree</td> <td>0</td> <td>0%</td> </tr> <tr> <td>Strongly Disagree</td> <td>0</td> <td>0%</td> </tr> </tbody> </table>	Choice	Number	Percentage	Strongly Agree	11	57.89%	Agree	8	42.11%	Uncertain	0	0%	Disagree	0	0%	Strongly Disagree	0	0%	 <p>● Stron... ● Agree</p>
Choice	Number	Percentage																			
Strongly Agree	11	57.89%																			
Agree	8	42.11%																			
Uncertain	0	0%																			
Disagree	0	0%																			
Strongly Disagree	0	0%																			
6	The Instructor communicates the subject matter effectively	<table border="1"> <thead> <tr> <th>Choice</th> <th>Number</th> <th>Percentage</th> </tr> </thead> <tbody> <tr> <td>Strongly Agree</td> <td>11</td> <td>57.89%</td> </tr> <tr> <td>Agree</td> <td>8</td> <td>42.11%</td> </tr> <tr> <td>Uncertain</td> <td>0</td> <td>0%</td> </tr> <tr> <td>Disagree</td> <td>0</td> <td>0%</td> </tr> <tr> <td>Strongly Disagree</td> <td>0</td> <td>0%</td> </tr> </tbody> </table>	Choice	Number	Percentage	Strongly Agree	11	57.89%	Agree	8	42.11%	Uncertain	0	0%	Disagree	0	0%	Strongly Disagree	0	0%	 <p>● Stron... ● Agree</p>
Choice	Number	Percentage																			
Strongly Agree	11	57.89%																			
Agree	8	42.11%																			
Uncertain	0	0%																			
Disagree	0	0%																			
Strongly Disagree	0	0%																			
7	The Instructor shows respect towards students and encourages class participation	<table border="1"> <thead> <tr> <th>Choice</th> <th>Number</th> <th>Percentage</th> </tr> </thead> <tbody> <tr> <td>Strongly Agree</td> <td>13</td> <td>68.42%</td> </tr> <tr> <td>Agree</td> <td>5</td> <td>26.32%</td> </tr> <tr> <td>Uncertain</td> <td>1</td> <td>5.26%</td> </tr> <tr> <td>Disagree</td> <td>0</td> <td>0%</td> </tr> <tr> <td>Strongly Disagree</td> <td>0</td> <td>0%</td> </tr> </tbody> </table>	Choice	Number	Percentage	Strongly Agree	13	68.42%	Agree	5	26.32%	Uncertain	1	5.26%	Disagree	0	0%	Strongly Disagree	0	0%	 <p>● Stron... ● Agree ● Unce...</p>
Choice	Number	Percentage																			
Strongly Agree	13	68.42%																			
Agree	5	26.32%																			
Uncertain	1	5.26%																			
Disagree	0	0%																			
Strongly Disagree	0	0%																			
8	The Instructor maintains an environment that is conducive to learning	<table border="1"> <thead> <tr> <th>Choice</th> <th>Number</th> <th>Percentage</th> </tr> </thead> <tbody> <tr> <td>Strongly Agree</td> <td>11</td> <td>57.89%</td> </tr> <tr> <td>Agree</td> <td>8</td> <td>42.11%</td> </tr> <tr> <td>Uncertain</td> <td>0</td> <td>0%</td> </tr> <tr> <td>Disagree</td> <td>0</td> <td>0%</td> </tr> <tr> <td>Strongly Disagree</td> <td>0</td> <td>0%</td> </tr> </tbody> </table>	Choice	Number	Percentage	Strongly Agree	11	57.89%	Agree	8	42.11%	Uncertain	0	0%	Disagree	0	0%	Strongly Disagree	0	0%	 <p>● Stron... ● Agree</p>
Choice	Number	Percentage																			
Strongly Agree	11	57.89%																			
Agree	8	42.11%																			
Uncertain	0	0%																			
Disagree	0	0%																			
Strongly Disagree	0	0%																			
9	The Instructor arrives on time	<table border="1"> <thead> <tr> <th>Choice</th> <th>Number</th> <th>Percentage</th> </tr> </thead> <tbody> <tr> <td>Strongly Agree</td> <td>15</td> <td>78.95%</td> </tr> <tr> <td>Agree</td> <td>4</td> <td>21.05%</td> </tr> <tr> <td>Uncertain</td> <td>0</td> <td>0%</td> </tr> <tr> <td>Disagree</td> <td>0</td> <td>0%</td> </tr> <tr> <td>Strongly Disagree</td> <td>0</td> <td>0%</td> </tr> </tbody> </table>	Choice	Number	Percentage	Strongly Agree	15	78.95%	Agree	4	21.05%	Uncertain	0	0%	Disagree	0	0%	Strongly Disagree	0	0%	 <p>● Stron... ● Agree</p>
Choice	Number	Percentage																			
Strongly Agree	15	78.95%																			
Agree	4	21.05%																			
Uncertain	0	0%																			
Disagree	0	0%																			
Strongly Disagree	0	0%																			

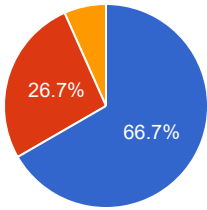
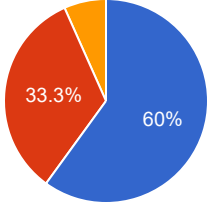
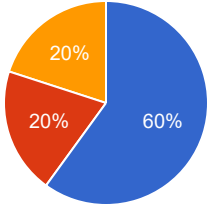
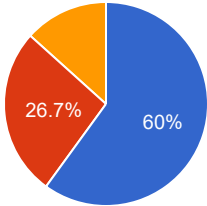
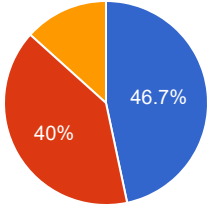
10	The Instructor leaves on time	<table border="1"> <thead> <tr> <th>Choice</th> <th>Number</th> <th>Percentage</th> </tr> </thead> <tbody> <tr> <td>Strongly Agree</td> <td>10</td> <td>52.63%</td> </tr> <tr> <td>Agree</td> <td>8</td> <td>42.11%</td> </tr> <tr> <td>Uncertain</td> <td>1</td> <td>5.26%</td> </tr> <tr> <td>Disagree</td> <td>0</td> <td>0%</td> </tr> <tr> <td>Strongly Disagree</td> <td>0</td> <td>0%</td> </tr> </tbody> </table>	Choice	Number	Percentage	Strongly Agree	10	52.63%	Agree	8	42.11%	Uncertain	1	5.26%	Disagree	0	0%	Strongly Disagree	0	0%	 <p> ● Stron... ● Agree ● Unce... </p>
Choice	Number	Percentage																			
Strongly Agree	10	52.63%																			
Agree	8	42.11%																			
Uncertain	1	5.26%																			
Disagree	0	0%																			
Strongly Disagree	0	0%																			
11	The Instructor is fair in examination	<table border="1"> <thead> <tr> <th>Choice</th> <th>Number</th> <th>Percentage</th> </tr> </thead> <tbody> <tr> <td>Strongly Agree</td> <td>15</td> <td>78.95%</td> </tr> <tr> <td>Agree</td> <td>4</td> <td>21.05%</td> </tr> <tr> <td>Uncertain</td> <td>0</td> <td>0%</td> </tr> <tr> <td>Disagree</td> <td>0</td> <td>0%</td> </tr> <tr> <td>Strongly Disagree</td> <td>0</td> <td>0%</td> </tr> </tbody> </table>	Choice	Number	Percentage	Strongly Agree	15	78.95%	Agree	4	21.05%	Uncertain	0	0%	Disagree	0	0%	Strongly Disagree	0	0%	 <p> ● Stron... ● Agree </p>
Choice	Number	Percentage																			
Strongly Agree	15	78.95%																			
Agree	4	21.05%																			
Uncertain	0	0%																			
Disagree	0	0%																			
Strongly Disagree	0	0%																			
12	The Instructor returns the graded scripts etc. in a reasonable amount of time	<table border="1"> <thead> <tr> <th>Choice</th> <th>Number</th> <th>Percentage</th> </tr> </thead> <tbody> <tr> <td>Strongly Agree</td> <td>11</td> <td>57.89%</td> </tr> <tr> <td>Agree</td> <td>8</td> <td>42.11%</td> </tr> <tr> <td>Uncertain</td> <td>0</td> <td>0%</td> </tr> <tr> <td>Disagree</td> <td>0</td> <td>0%</td> </tr> <tr> <td>Strongly Disagree</td> <td>0</td> <td>0%</td> </tr> </tbody> </table>	Choice	Number	Percentage	Strongly Agree	11	57.89%	Agree	8	42.11%	Uncertain	0	0%	Disagree	0	0%	Strongly Disagree	0	0%	 <p> ● Stron... ● Agree </p>
Choice	Number	Percentage																			
Strongly Agree	11	57.89%																			
Agree	8	42.11%																			
Uncertain	0	0%																			
Disagree	0	0%																			
Strongly Disagree	0	0%																			
13	The Instructor was available during the specified office hours and for after class consultations	<table border="1"> <thead> <tr> <th>Choice</th> <th>Number</th> <th>Percentage</th> </tr> </thead> <tbody> <tr> <td>Strongly Agree</td> <td>10</td> <td>52.63%</td> </tr> <tr> <td>Agree</td> <td>9</td> <td>47.37%</td> </tr> <tr> <td>Uncertain</td> <td>0</td> <td>0%</td> </tr> <tr> <td>Disagree</td> <td>0</td> <td>0%</td> </tr> <tr> <td>Strongly Disagree</td> <td>0</td> <td>0%</td> </tr> </tbody> </table>	Choice	Number	Percentage	Strongly Agree	10	52.63%	Agree	9	47.37%	Uncertain	0	0%	Disagree	0	0%	Strongly Disagree	0	0%	 <p> ● Stron... ● Agree </p>
Choice	Number	Percentage																			
Strongly Agree	10	52.63%																			
Agree	9	47.37%																			
Uncertain	0	0%																			
Disagree	0	0%																			
Strongly Disagree	0	0%																			
14	The Subject matter presented in the course has increased your knowledge of the subject	<table border="1"> <thead> <tr> <th>Choice</th> <th>Number</th> <th>Percentage</th> </tr> </thead> <tbody> <tr> <td>Strongly Agree</td> <td>11</td> <td>57.89%</td> </tr> <tr> <td>Agree</td> <td>8</td> <td>42.11%</td> </tr> <tr> <td>Uncertain</td> <td>0</td> <td>0%</td> </tr> <tr> <td>Disagree</td> <td>0</td> <td>0%</td> </tr> <tr> <td>Strongly Disagree</td> <td>0</td> <td>0%</td> </tr> </tbody> </table>	Choice	Number	Percentage	Strongly Agree	11	57.89%	Agree	8	42.11%	Uncertain	0	0%	Disagree	0	0%	Strongly Disagree	0	0%	 <p> ● Stron... ● Agree </p>
Choice	Number	Percentage																			
Strongly Agree	11	57.89%																			
Agree	8	42.11%																			
Uncertain	0	0%																			
Disagree	0	0%																			
Strongly Disagree	0	0%																			

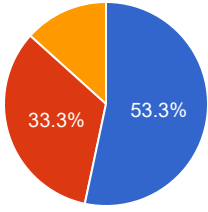
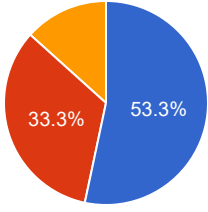
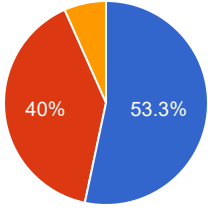
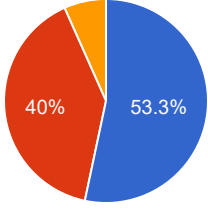
15	The syllabus clearly states course objectives requirements, procedures and grading criteria	<table border="1"> <thead> <tr> <th>Choice</th> <th>Number</th> <th>Percentage</th> </tr> </thead> <tbody> <tr> <td>Strongly Agree</td> <td>15</td> <td>78.95%</td> </tr> <tr> <td>Agree</td> <td>4</td> <td>21.05%</td> </tr> <tr> <td>Uncertain</td> <td>0</td> <td>0%</td> </tr> <tr> <td>Disagree</td> <td>0</td> <td>0%</td> </tr> <tr> <td>Strongly Disagree</td> <td>0</td> <td>0%</td> </tr> </tbody> </table>	Choice	Number	Percentage	Strongly Agree	15	78.95%	Agree	4	21.05%	Uncertain	0	0%	Disagree	0	0%	Strongly Disagree	0	0%	 <p>● Stron... ● Agree</p>
Choice	Number	Percentage																			
Strongly Agree	15	78.95%																			
Agree	4	21.05%																			
Uncertain	0	0%																			
Disagree	0	0%																			
Strongly Disagree	0	0%																			
16	The course integrates theoretical course concepts with real-world applications	<table border="1"> <thead> <tr> <th>Choice</th> <th>Number</th> <th>Percentage</th> </tr> </thead> <tbody> <tr> <td>Strongly Agree</td> <td>10</td> <td>52.63%</td> </tr> <tr> <td>Agree</td> <td>9</td> <td>47.37%</td> </tr> <tr> <td>Uncertain</td> <td>0</td> <td>0%</td> </tr> <tr> <td>Disagree</td> <td>0</td> <td>0%</td> </tr> <tr> <td>Strongly Disagree</td> <td>0</td> <td>0%</td> </tr> </tbody> </table>	Choice	Number	Percentage	Strongly Agree	10	52.63%	Agree	9	47.37%	Uncertain	0	0%	Disagree	0	0%	Strongly Disagree	0	0%	 <p>● Stron... ● Agree</p>
Choice	Number	Percentage																			
Strongly Agree	10	52.63%																			
Agree	9	47.37%																			
Uncertain	0	0%																			
Disagree	0	0%																			
Strongly Disagree	0	0%																			
17	The assignments and exams covered the materials presented in the course	<table border="1"> <thead> <tr> <th>Choice</th> <th>Number</th> <th>Percentage</th> </tr> </thead> <tbody> <tr> <td>Strongly Agree</td> <td>14</td> <td>73.68%</td> </tr> <tr> <td>Agree</td> <td>5</td> <td>26.32%</td> </tr> <tr> <td>Uncertain</td> <td>0</td> <td>0%</td> </tr> <tr> <td>Disagree</td> <td>0</td> <td>0%</td> </tr> <tr> <td>Strongly Disagree</td> <td>0</td> <td>0%</td> </tr> </tbody> </table>	Choice	Number	Percentage	Strongly Agree	14	73.68%	Agree	5	26.32%	Uncertain	0	0%	Disagree	0	0%	Strongly Disagree	0	0%	 <p>● Stron... ● Agree</p>
Choice	Number	Percentage																			
Strongly Agree	14	73.68%																			
Agree	5	26.32%																			
Uncertain	0	0%																			
Disagree	0	0%																			
Strongly Disagree	0	0%																			
18	The course material is modern and updated	<table border="1"> <thead> <tr> <th>Choice</th> <th>Number</th> <th>Percentage</th> </tr> </thead> <tbody> <tr> <td>Strongly Agree</td> <td>11</td> <td>57.89%</td> </tr> <tr> <td>Agree</td> <td>8</td> <td>42.11%</td> </tr> <tr> <td>Uncertain</td> <td>0</td> <td>0%</td> </tr> <tr> <td>Disagree</td> <td>0</td> <td>0%</td> </tr> <tr> <td>Strongly Disagree</td> <td>0</td> <td>0%</td> </tr> </tbody> </table>	Choice	Number	Percentage	Strongly Agree	11	57.89%	Agree	8	42.11%	Uncertain	0	0%	Disagree	0	0%	Strongly Disagree	0	0%	 <p>● Stron... ● Agree</p>
Choice	Number	Percentage																			
Strongly Agree	11	57.89%																			
Agree	8	42.11%																			
Uncertain	0	0%																			
Disagree	0	0%																			
Strongly Disagree	0	0%																			
Teachers Comment		Course Comment																			

Teacher Evaluation - Program: 0258

Teacher Name: REHMAN ULLAH		Course ID: ENG-311 Course Title: Translation Studies		Session: 2017 Fall																			
Shift: Morning -- Section:		Total Strength: 17		Attempted: 15																			
S.No	Question	Opinions			Chart																		
1	The Instructor is prepared for each class	<table border="1"> <thead> <tr> <th>Choice</th> <th>Number</th> <th>Percentage</th> </tr> </thead> <tbody> <tr> <td>Strongly Agree</td> <td>10</td> <td>66.67%</td> </tr> <tr> <td>Agree</td> <td>4</td> <td>26.67%</td> </tr> <tr> <td>Uncertain</td> <td>1</td> <td>6.67%</td> </tr> <tr> <td>Disagree</td> <td>0</td> <td>0%</td> </tr> <tr> <td>Strongly Disagree</td> <td>0</td> <td>0%</td> </tr> </tbody> </table>	Choice	Number	Percentage	Strongly Agree	10	66.67%	Agree	4	26.67%	Uncertain	1	6.67%	Disagree	0	0%	Strongly Disagree	0	0%	<p>66.7% 26.7%</p>		
Choice	Number	Percentage																					
Strongly Agree	10	66.67%																					
Agree	4	26.67%																					
Uncertain	1	6.67%																					
Disagree	0	0%																					
Strongly Disagree	0	0%																					
2	The Instructor demonstrates knowledge of the subject	<table border="1"> <thead> <tr> <th>Choice</th> <th>Number</th> <th>Percentage</th> </tr> </thead> <tbody> <tr> <td>Strongly Agree</td> <td>8</td> <td>53.33%</td> </tr> <tr> <td>Agree</td> <td>6</td> <td>40%</td> </tr> <tr> <td>Uncertain</td> <td>1</td> <td>6.67%</td> </tr> <tr> <td>Disagree</td> <td>0</td> <td>0%</td> </tr> <tr> <td>Strongly Disagree</td> <td>0</td> <td>0%</td> </tr> </tbody> </table>	Choice	Number	Percentage	Strongly Agree	8	53.33%	Agree	6	40%	Uncertain	1	6.67%	Disagree	0	0%	Strongly Disagree	0	0%	<p>53.3% 40%</p>		
Choice	Number	Percentage																					
Strongly Agree	8	53.33%																					
Agree	6	40%																					
Uncertain	1	6.67%																					
Disagree	0	0%																					
Strongly Disagree	0	0%																					
3	The Instructor has completed the whole course	<table border="1"> <thead> <tr> <th>Choice</th> <th>Number</th> <th>Percentage</th> </tr> </thead> <tbody> <tr> <td>Strongly Agree</td> <td>8</td> <td>53.33%</td> </tr> <tr> <td>Agree</td> <td>6</td> <td>40%</td> </tr> <tr> <td>Uncertain</td> <td>1</td> <td>6.67%</td> </tr> <tr> <td>Disagree</td> <td>0</td> <td>0%</td> </tr> <tr> <td>Strongly Disagree</td> <td>0</td> <td>0%</td> </tr> </tbody> </table>	Choice	Number	Percentage	Strongly Agree	8	53.33%	Agree	6	40%	Uncertain	1	6.67%	Disagree	0	0%	Strongly Disagree	0	0%	<p>53.3% 40%</p>		
Choice	Number	Percentage																					
Strongly Agree	8	53.33%																					
Agree	6	40%																					
Uncertain	1	6.67%																					
Disagree	0	0%																					
Strongly Disagree	0	0%																					
4	The Instructor provides additional material apart from the textbook	<table border="1"> <thead> <tr> <th>Choice</th> <th>Number</th> <th>Percentage</th> </tr> </thead> <tbody> <tr> <td>Strongly Agree</td> <td>10</td> <td>66.67%</td> </tr> <tr> <td>Agree</td> <td>4</td> <td>26.67%</td> </tr> <tr> <td>Uncertain</td> <td>1</td> <td>6.67%</td> </tr> <tr> <td>Disagree</td> <td>0</td> <td>0%</td> </tr> <tr> <td>Strongly Disagree</td> <td>0</td> <td>0%</td> </tr> </tbody> </table>	Choice	Number	Percentage	Strongly Agree	10	66.67%	Agree	4	26.67%	Uncertain	1	6.67%	Disagree	0	0%	Strongly Disagree	0	0%	<p>66.7% 26.7%</p>		
Choice	Number	Percentage																					
Strongly Agree	10	66.67%																					
Agree	4	26.67%																					
Uncertain	1	6.67%																					
Disagree	0	0%																					
Strongly Disagree	0	0%																					

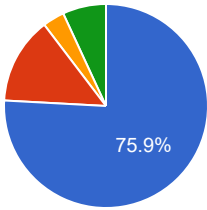
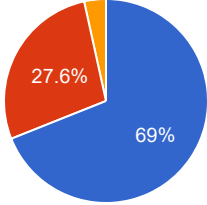
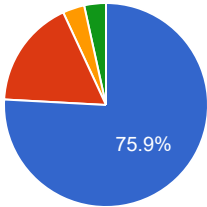
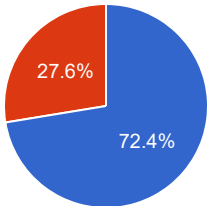
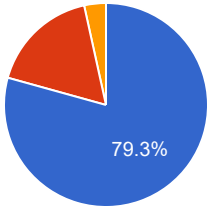
5	The Instructor gives citations regarding current situations with reference to Pakistani context	<table border="1"> <thead> <tr> <th>Choice</th> <th>Number</th> <th>Percentage</th> </tr> </thead> <tbody> <tr> <td>Strongly Agree</td> <td>8</td> <td>53.33%</td> </tr> <tr> <td>Agree</td> <td>6</td> <td>40%</td> </tr> <tr> <td>Uncertain</td> <td>1</td> <td>6.67%</td> </tr> <tr> <td>Disagree</td> <td>0</td> <td>0%</td> </tr> <tr> <td>Strongly Disagree</td> <td>0</td> <td>0%</td> </tr> </tbody> </table>	Choice	Number	Percentage	Strongly Agree	8	53.33%	Agree	6	40%	Uncertain	1	6.67%	Disagree	0	0%	Strongly Disagree	0	0%	 <ul style="list-style-type: none"> ● Stron... ● Agree ● Unce...
Choice	Number	Percentage																			
Strongly Agree	8	53.33%																			
Agree	6	40%																			
Uncertain	1	6.67%																			
Disagree	0	0%																			
Strongly Disagree	0	0%																			
6	The Instructor communicates the subject matter effectively	<table border="1"> <thead> <tr> <th>Choice</th> <th>Number</th> <th>Percentage</th> </tr> </thead> <tbody> <tr> <td>Strongly Agree</td> <td>9</td> <td>60%</td> </tr> <tr> <td>Agree</td> <td>4</td> <td>26.67%</td> </tr> <tr> <td>Uncertain</td> <td>2</td> <td>13.33%</td> </tr> <tr> <td>Disagree</td> <td>0</td> <td>0%</td> </tr> <tr> <td>Strongly Disagree</td> <td>0</td> <td>0%</td> </tr> </tbody> </table>	Choice	Number	Percentage	Strongly Agree	9	60%	Agree	4	26.67%	Uncertain	2	13.33%	Disagree	0	0%	Strongly Disagree	0	0%	 <ul style="list-style-type: none"> ● Stron... ● Agree ● Unce...
Choice	Number	Percentage																			
Strongly Agree	9	60%																			
Agree	4	26.67%																			
Uncertain	2	13.33%																			
Disagree	0	0%																			
Strongly Disagree	0	0%																			
7	The Instructor shows respect towards students and encourages class participation	<table border="1"> <thead> <tr> <th>Choice</th> <th>Number</th> <th>Percentage</th> </tr> </thead> <tbody> <tr> <td>Strongly Agree</td> <td>9</td> <td>60%</td> </tr> <tr> <td>Agree</td> <td>5</td> <td>33.33%</td> </tr> <tr> <td>Uncertain</td> <td>1</td> <td>6.67%</td> </tr> <tr> <td>Disagree</td> <td>0</td> <td>0%</td> </tr> <tr> <td>Strongly Disagree</td> <td>0</td> <td>0%</td> </tr> </tbody> </table>	Choice	Number	Percentage	Strongly Agree	9	60%	Agree	5	33.33%	Uncertain	1	6.67%	Disagree	0	0%	Strongly Disagree	0	0%	 <ul style="list-style-type: none"> ● Stron... ● Agree ● Unce...
Choice	Number	Percentage																			
Strongly Agree	9	60%																			
Agree	5	33.33%																			
Uncertain	1	6.67%																			
Disagree	0	0%																			
Strongly Disagree	0	0%																			
8	The Instructor maintains an environment that is conducive to learning	<table border="1"> <thead> <tr> <th>Choice</th> <th>Number</th> <th>Percentage</th> </tr> </thead> <tbody> <tr> <td>Strongly Agree</td> <td>9</td> <td>60%</td> </tr> <tr> <td>Agree</td> <td>4</td> <td>26.67%</td> </tr> <tr> <td>Uncertain</td> <td>2</td> <td>13.33%</td> </tr> <tr> <td>Disagree</td> <td>0</td> <td>0%</td> </tr> <tr> <td>Strongly Disagree</td> <td>0</td> <td>0%</td> </tr> </tbody> </table>	Choice	Number	Percentage	Strongly Agree	9	60%	Agree	4	26.67%	Uncertain	2	13.33%	Disagree	0	0%	Strongly Disagree	0	0%	 <ul style="list-style-type: none"> ● Stron... ● Agree ● Unce...
Choice	Number	Percentage																			
Strongly Agree	9	60%																			
Agree	4	26.67%																			
Uncertain	2	13.33%																			
Disagree	0	0%																			
Strongly Disagree	0	0%																			
9	The Instructor arrives on time	<table border="1"> <thead> <tr> <th>Choice</th> <th>Number</th> <th>Percentage</th> </tr> </thead> <tbody> <tr> <td>Strongly Agree</td> <td>9</td> <td>60%</td> </tr> <tr> <td>Agree</td> <td>5</td> <td>33.33%</td> </tr> <tr> <td>Uncertain</td> <td>1</td> <td>6.67%</td> </tr> <tr> <td>Disagree</td> <td>0</td> <td>0%</td> </tr> <tr> <td>Strongly Disagree</td> <td>0</td> <td>0%</td> </tr> </tbody> </table>	Choice	Number	Percentage	Strongly Agree	9	60%	Agree	5	33.33%	Uncertain	1	6.67%	Disagree	0	0%	Strongly Disagree	0	0%	 <ul style="list-style-type: none"> ● Stron... ● Agree ● Unce...
Choice	Number	Percentage																			
Strongly Agree	9	60%																			
Agree	5	33.33%																			
Uncertain	1	6.67%																			
Disagree	0	0%																			
Strongly Disagree	0	0%																			

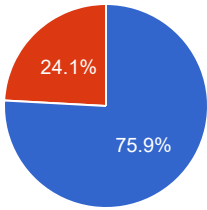
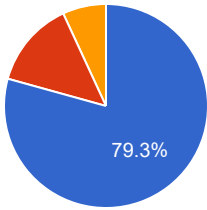
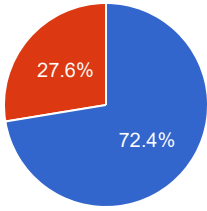
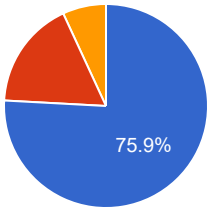
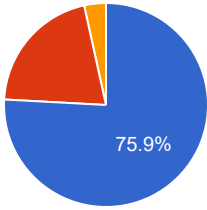
10	The Instructor leaves on time	<table border="1"> <thead> <tr> <th>Choice</th> <th>Number</th> <th>Percentage</th> </tr> </thead> <tbody> <tr> <td>Strongly Agree</td> <td>10</td> <td>66.67%</td> </tr> <tr> <td>Agree</td> <td>4</td> <td>26.67%</td> </tr> <tr> <td>Uncertain</td> <td>1</td> <td>6.67%</td> </tr> <tr> <td>Disagree</td> <td>0</td> <td>0%</td> </tr> <tr> <td>Strongly Disagree</td> <td>0</td> <td>0%</td> </tr> </tbody> </table>	Choice	Number	Percentage	Strongly Agree	10	66.67%	Agree	4	26.67%	Uncertain	1	6.67%	Disagree	0	0%	Strongly Disagree	0	0%	 <ul style="list-style-type: none"> ● Stron... ● Agree ● Unce...
Choice	Number	Percentage																			
Strongly Agree	10	66.67%																			
Agree	4	26.67%																			
Uncertain	1	6.67%																			
Disagree	0	0%																			
Strongly Disagree	0	0%																			
11	The Instructor is fair in examination	<table border="1"> <thead> <tr> <th>Choice</th> <th>Number</th> <th>Percentage</th> </tr> </thead> <tbody> <tr> <td>Strongly Agree</td> <td>9</td> <td>60%</td> </tr> <tr> <td>Agree</td> <td>5</td> <td>33.33%</td> </tr> <tr> <td>Uncertain</td> <td>1</td> <td>6.67%</td> </tr> <tr> <td>Disagree</td> <td>0</td> <td>0%</td> </tr> <tr> <td>Strongly Disagree</td> <td>0</td> <td>0%</td> </tr> </tbody> </table>	Choice	Number	Percentage	Strongly Agree	9	60%	Agree	5	33.33%	Uncertain	1	6.67%	Disagree	0	0%	Strongly Disagree	0	0%	 <ul style="list-style-type: none"> ● Stron... ● Agree ● Unce...
Choice	Number	Percentage																			
Strongly Agree	9	60%																			
Agree	5	33.33%																			
Uncertain	1	6.67%																			
Disagree	0	0%																			
Strongly Disagree	0	0%																			
12	The Instructor returns the graded scripts etc. in a reasonable amount of time	<table border="1"> <thead> <tr> <th>Choice</th> <th>Number</th> <th>Percentage</th> </tr> </thead> <tbody> <tr> <td>Strongly Agree</td> <td>9</td> <td>60%</td> </tr> <tr> <td>Agree</td> <td>3</td> <td>20%</td> </tr> <tr> <td>Uncertain</td> <td>3</td> <td>20%</td> </tr> <tr> <td>Disagree</td> <td>0</td> <td>0%</td> </tr> <tr> <td>Strongly Disagree</td> <td>0</td> <td>0%</td> </tr> </tbody> </table>	Choice	Number	Percentage	Strongly Agree	9	60%	Agree	3	20%	Uncertain	3	20%	Disagree	0	0%	Strongly Disagree	0	0%	 <ul style="list-style-type: none"> ● Stron... ● Agree ● Unce...
Choice	Number	Percentage																			
Strongly Agree	9	60%																			
Agree	3	20%																			
Uncertain	3	20%																			
Disagree	0	0%																			
Strongly Disagree	0	0%																			
13	The Instructor was available during the specified office hours and for after class consultations	<table border="1"> <thead> <tr> <th>Choice</th> <th>Number</th> <th>Percentage</th> </tr> </thead> <tbody> <tr> <td>Strongly Agree</td> <td>9</td> <td>60%</td> </tr> <tr> <td>Agree</td> <td>4</td> <td>26.67%</td> </tr> <tr> <td>Uncertain</td> <td>2</td> <td>13.33%</td> </tr> <tr> <td>Disagree</td> <td>0</td> <td>0%</td> </tr> <tr> <td>Strongly Disagree</td> <td>0</td> <td>0%</td> </tr> </tbody> </table>	Choice	Number	Percentage	Strongly Agree	9	60%	Agree	4	26.67%	Uncertain	2	13.33%	Disagree	0	0%	Strongly Disagree	0	0%	 <ul style="list-style-type: none"> ● Stron... ● Agree ● Unce...
Choice	Number	Percentage																			
Strongly Agree	9	60%																			
Agree	4	26.67%																			
Uncertain	2	13.33%																			
Disagree	0	0%																			
Strongly Disagree	0	0%																			
14	The Subject matter presented in the course has increased your knowledge of the subject	<table border="1"> <thead> <tr> <th>Choice</th> <th>Number</th> <th>Percentage</th> </tr> </thead> <tbody> <tr> <td>Strongly Agree</td> <td>7</td> <td>46.67%</td> </tr> <tr> <td>Agree</td> <td>6</td> <td>40%</td> </tr> <tr> <td>Uncertain</td> <td>2</td> <td>13.33%</td> </tr> <tr> <td>Disagree</td> <td>0</td> <td>0%</td> </tr> <tr> <td>Strongly Disagree</td> <td>0</td> <td>0%</td> </tr> </tbody> </table>	Choice	Number	Percentage	Strongly Agree	7	46.67%	Agree	6	40%	Uncertain	2	13.33%	Disagree	0	0%	Strongly Disagree	0	0%	 <ul style="list-style-type: none"> ● Stron... ● Agree ● Unce...
Choice	Number	Percentage																			
Strongly Agree	7	46.67%																			
Agree	6	40%																			
Uncertain	2	13.33%																			
Disagree	0	0%																			
Strongly Disagree	0	0%																			

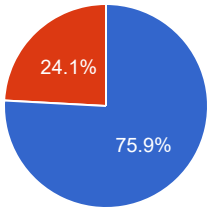
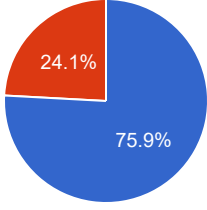
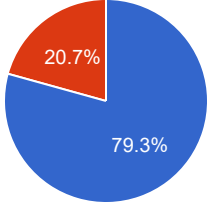
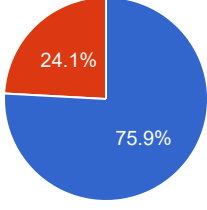
15	The syllabus clearly states course objectives requirements, procedures and grading criteria	<table border="1"> <thead> <tr> <th>Choice</th> <th>Number</th> <th>Percentage</th> </tr> </thead> <tbody> <tr> <td>Strongly Agree</td> <td>8</td> <td>53.33%</td> </tr> <tr> <td>Agree</td> <td>5</td> <td>33.33%</td> </tr> <tr> <td>Uncertain</td> <td>2</td> <td>13.33%</td> </tr> <tr> <td>Disagree</td> <td>0</td> <td>0%</td> </tr> <tr> <td>Strongly Disagree</td> <td>0</td> <td>0%</td> </tr> </tbody> </table>	Choice	Number	Percentage	Strongly Agree	8	53.33%	Agree	5	33.33%	Uncertain	2	13.33%	Disagree	0	0%	Strongly Disagree	0	0%	 <p> ● Stron... ● Agree ● Unce... </p>
Choice	Number	Percentage																			
Strongly Agree	8	53.33%																			
Agree	5	33.33%																			
Uncertain	2	13.33%																			
Disagree	0	0%																			
Strongly Disagree	0	0%																			
16	The course integrates theoretical course concepts with real-world applications	<table border="1"> <thead> <tr> <th>Choice</th> <th>Number</th> <th>Percentage</th> </tr> </thead> <tbody> <tr> <td>Strongly Agree</td> <td>8</td> <td>53.33%</td> </tr> <tr> <td>Agree</td> <td>5</td> <td>33.33%</td> </tr> <tr> <td>Uncertain</td> <td>2</td> <td>13.33%</td> </tr> <tr> <td>Disagree</td> <td>0</td> <td>0%</td> </tr> <tr> <td>Strongly Disagree</td> <td>0</td> <td>0%</td> </tr> </tbody> </table>	Choice	Number	Percentage	Strongly Agree	8	53.33%	Agree	5	33.33%	Uncertain	2	13.33%	Disagree	0	0%	Strongly Disagree	0	0%	 <p> ● Stron... ● Agree ● Unce... </p>
Choice	Number	Percentage																			
Strongly Agree	8	53.33%																			
Agree	5	33.33%																			
Uncertain	2	13.33%																			
Disagree	0	0%																			
Strongly Disagree	0	0%																			
17	The assignments and exams covered the materials presented in the course	<table border="1"> <thead> <tr> <th>Choice</th> <th>Number</th> <th>Percentage</th> </tr> </thead> <tbody> <tr> <td>Strongly Agree</td> <td>8</td> <td>53.33%</td> </tr> <tr> <td>Agree</td> <td>6</td> <td>40%</td> </tr> <tr> <td>Uncertain</td> <td>1</td> <td>6.67%</td> </tr> <tr> <td>Disagree</td> <td>0</td> <td>0%</td> </tr> <tr> <td>Strongly Disagree</td> <td>0</td> <td>0%</td> </tr> </tbody> </table>	Choice	Number	Percentage	Strongly Agree	8	53.33%	Agree	6	40%	Uncertain	1	6.67%	Disagree	0	0%	Strongly Disagree	0	0%	 <p> ● Stron... ● Agree ● Unce... </p>
Choice	Number	Percentage																			
Strongly Agree	8	53.33%																			
Agree	6	40%																			
Uncertain	1	6.67%																			
Disagree	0	0%																			
Strongly Disagree	0	0%																			
18	The course material is modern and updated	<table border="1"> <thead> <tr> <th>Choice</th> <th>Number</th> <th>Percentage</th> </tr> </thead> <tbody> <tr> <td>Strongly Agree</td> <td>8</td> <td>53.33%</td> </tr> <tr> <td>Agree</td> <td>6</td> <td>40%</td> </tr> <tr> <td>Uncertain</td> <td>1</td> <td>6.67%</td> </tr> <tr> <td>Disagree</td> <td>0</td> <td>0%</td> </tr> <tr> <td>Strongly Disagree</td> <td>0</td> <td>0%</td> </tr> </tbody> </table>	Choice	Number	Percentage	Strongly Agree	8	53.33%	Agree	6	40%	Uncertain	1	6.67%	Disagree	0	0%	Strongly Disagree	0	0%	 <p> ● Stron... ● Agree ● Unce... </p>
Choice	Number	Percentage																			
Strongly Agree	8	53.33%																			
Agree	6	40%																			
Uncertain	1	6.67%																			
Disagree	0	0%																			
Strongly Disagree	0	0%																			
Teachers Comment		Course Comment																			

Teacher Evaluation - Program: 0258

Teacher Name: AFSHEEN		Course ID: HUM-101(3) Course Title: Islamic Studies		Session: 2017 Fall																			
Shift: Morning -- Section: C		Total Strength: 34		Attempted: 29																			
S.No	Question	Opinions			Chart																		
1	The Instructor is prepared for each class	<table border="1"> <thead> <tr> <th>Choice</th> <th>Number</th> <th>Percentage</th> </tr> </thead> <tbody> <tr> <td>Strongly Agree</td> <td>22</td> <td>75.86%</td> </tr> <tr> <td>Agree</td> <td>5</td> <td>17.24%</td> </tr> <tr> <td>Uncertain</td> <td>1</td> <td>3.45%</td> </tr> <tr> <td>Disagree</td> <td>1</td> <td>3.45%</td> </tr> <tr> <td>Strongly Disagree</td> <td>0</td> <td>0%</td> </tr> </tbody> </table>	Choice	Number	Percentage	Strongly Agree	22	75.86%	Agree	5	17.24%	Uncertain	1	3.45%	Disagree	1	3.45%	Strongly Disagree	0	0%	<p>75.9%</p>		
Choice	Number	Percentage																					
Strongly Agree	22	75.86%																					
Agree	5	17.24%																					
Uncertain	1	3.45%																					
Disagree	1	3.45%																					
Strongly Disagree	0	0%																					
2	The Instructor demonstrates knowledge of the subject	<table border="1"> <thead> <tr> <th>Choice</th> <th>Number</th> <th>Percentage</th> </tr> </thead> <tbody> <tr> <td>Strongly Agree</td> <td>19</td> <td>65.52%</td> </tr> <tr> <td>Agree</td> <td>9</td> <td>31.03%</td> </tr> <tr> <td>Uncertain</td> <td>0</td> <td>0%</td> </tr> <tr> <td>Disagree</td> <td>1</td> <td>3.45%</td> </tr> <tr> <td>Strongly Disagree</td> <td>0</td> <td>0%</td> </tr> </tbody> </table>	Choice	Number	Percentage	Strongly Agree	19	65.52%	Agree	9	31.03%	Uncertain	0	0%	Disagree	1	3.45%	Strongly Disagree	0	0%	<p>65.5%</p> <p>31%</p>		
Choice	Number	Percentage																					
Strongly Agree	19	65.52%																					
Agree	9	31.03%																					
Uncertain	0	0%																					
Disagree	1	3.45%																					
Strongly Disagree	0	0%																					
3	The Instructor has completed the whole course	<table border="1"> <thead> <tr> <th>Choice</th> <th>Number</th> <th>Percentage</th> </tr> </thead> <tbody> <tr> <td>Strongly Agree</td> <td>22</td> <td>75.86%</td> </tr> <tr> <td>Agree</td> <td>6</td> <td>20.69%</td> </tr> <tr> <td>Uncertain</td> <td>0</td> <td>0%</td> </tr> <tr> <td>Disagree</td> <td>1</td> <td>3.45%</td> </tr> <tr> <td>Strongly Disagree</td> <td>0</td> <td>0%</td> </tr> </tbody> </table>	Choice	Number	Percentage	Strongly Agree	22	75.86%	Agree	6	20.69%	Uncertain	0	0%	Disagree	1	3.45%	Strongly Disagree	0	0%	<p>75.9%</p>		
Choice	Number	Percentage																					
Strongly Agree	22	75.86%																					
Agree	6	20.69%																					
Uncertain	0	0%																					
Disagree	1	3.45%																					
Strongly Disagree	0	0%																					
4	The Instructor provides additional material apart from the textbook	<table border="1"> <thead> <tr> <th>Choice</th> <th>Number</th> <th>Percentage</th> </tr> </thead> <tbody> <tr> <td>Strongly Agree</td> <td>21</td> <td>72.41%</td> </tr> <tr> <td>Agree</td> <td>7</td> <td>24.14%</td> </tr> <tr> <td>Uncertain</td> <td>0</td> <td>0%</td> </tr> <tr> <td>Disagree</td> <td>1</td> <td>3.45%</td> </tr> <tr> <td>Strongly Disagree</td> <td>0</td> <td>0%</td> </tr> </tbody> </table>	Choice	Number	Percentage	Strongly Agree	21	72.41%	Agree	7	24.14%	Uncertain	0	0%	Disagree	1	3.45%	Strongly Disagree	0	0%	<p>72.4%</p> <p>24.1%</p>		
Choice	Number	Percentage																					
Strongly Agree	21	72.41%																					
Agree	7	24.14%																					
Uncertain	0	0%																					
Disagree	1	3.45%																					
Strongly Disagree	0	0%																					

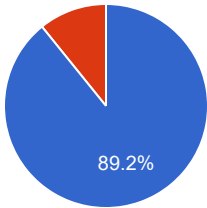
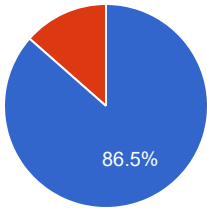
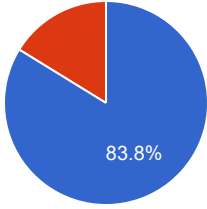
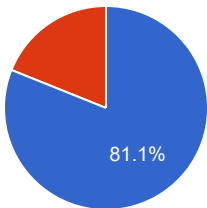
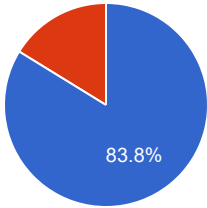
5	The Instructor gives citations regarding current situations with reference to Pakistani context	<table border="1"> <thead> <tr> <th>Choice</th> <th>Number</th> <th>Percentage</th> </tr> </thead> <tbody> <tr> <td>Strongly Agree</td> <td>22</td> <td>75.86%</td> </tr> <tr> <td>Agree</td> <td>4</td> <td>13.79%</td> </tr> <tr> <td>Uncertain</td> <td>1</td> <td>3.45%</td> </tr> <tr> <td>Disagree</td> <td>2</td> <td>6.9%</td> </tr> <tr> <td>Strongly Disagree</td> <td>0</td> <td>0%</td> </tr> </tbody> </table>	Choice	Number	Percentage	Strongly Agree	22	75.86%	Agree	4	13.79%	Uncertain	1	3.45%	Disagree	2	6.9%	Strongly Disagree	0	0%	 <ul style="list-style-type: none"> ● Stron... ● Agree ● Unce... ● Disa...
Choice	Number	Percentage																			
Strongly Agree	22	75.86%																			
Agree	4	13.79%																			
Uncertain	1	3.45%																			
Disagree	2	6.9%																			
Strongly Disagree	0	0%																			
6	The Instructor communicates the subject matter effectively	<table border="1"> <thead> <tr> <th>Choice</th> <th>Number</th> <th>Percentage</th> </tr> </thead> <tbody> <tr> <td>Strongly Agree</td> <td>20</td> <td>68.97%</td> </tr> <tr> <td>Agree</td> <td>8</td> <td>27.59%</td> </tr> <tr> <td>Uncertain</td> <td>1</td> <td>3.45%</td> </tr> <tr> <td>Disagree</td> <td>0</td> <td>0%</td> </tr> <tr> <td>Strongly Disagree</td> <td>0</td> <td>0%</td> </tr> </tbody> </table>	Choice	Number	Percentage	Strongly Agree	20	68.97%	Agree	8	27.59%	Uncertain	1	3.45%	Disagree	0	0%	Strongly Disagree	0	0%	 <ul style="list-style-type: none"> ● Stron... ● Agree ● Unce...
Choice	Number	Percentage																			
Strongly Agree	20	68.97%																			
Agree	8	27.59%																			
Uncertain	1	3.45%																			
Disagree	0	0%																			
Strongly Disagree	0	0%																			
7	The Instructor shows respect towards students and encourages class participation	<table border="1"> <thead> <tr> <th>Choice</th> <th>Number</th> <th>Percentage</th> </tr> </thead> <tbody> <tr> <td>Strongly Agree</td> <td>22</td> <td>75.86%</td> </tr> <tr> <td>Agree</td> <td>5</td> <td>17.24%</td> </tr> <tr> <td>Uncertain</td> <td>1</td> <td>3.45%</td> </tr> <tr> <td>Disagree</td> <td>1</td> <td>3.45%</td> </tr> <tr> <td>Strongly Disagree</td> <td>0</td> <td>0%</td> </tr> </tbody> </table>	Choice	Number	Percentage	Strongly Agree	22	75.86%	Agree	5	17.24%	Uncertain	1	3.45%	Disagree	1	3.45%	Strongly Disagree	0	0%	 <ul style="list-style-type: none"> ● Stron... ● Agree ● Unce... ● Disa...
Choice	Number	Percentage																			
Strongly Agree	22	75.86%																			
Agree	5	17.24%																			
Uncertain	1	3.45%																			
Disagree	1	3.45%																			
Strongly Disagree	0	0%																			
8	The Instructor maintains an environment that is conducive to learning	<table border="1"> <thead> <tr> <th>Choice</th> <th>Number</th> <th>Percentage</th> </tr> </thead> <tbody> <tr> <td>Strongly Agree</td> <td>21</td> <td>72.41%</td> </tr> <tr> <td>Agree</td> <td>8</td> <td>27.59%</td> </tr> <tr> <td>Uncertain</td> <td>0</td> <td>0%</td> </tr> <tr> <td>Disagree</td> <td>0</td> <td>0%</td> </tr> <tr> <td>Strongly Disagree</td> <td>0</td> <td>0%</td> </tr> </tbody> </table>	Choice	Number	Percentage	Strongly Agree	21	72.41%	Agree	8	27.59%	Uncertain	0	0%	Disagree	0	0%	Strongly Disagree	0	0%	 <ul style="list-style-type: none"> ● Stron... ● Agree
Choice	Number	Percentage																			
Strongly Agree	21	72.41%																			
Agree	8	27.59%																			
Uncertain	0	0%																			
Disagree	0	0%																			
Strongly Disagree	0	0%																			
9	The Instructor arrives on time	<table border="1"> <thead> <tr> <th>Choice</th> <th>Number</th> <th>Percentage</th> </tr> </thead> <tbody> <tr> <td>Strongly Agree</td> <td>23</td> <td>79.31%</td> </tr> <tr> <td>Agree</td> <td>5</td> <td>17.24%</td> </tr> <tr> <td>Uncertain</td> <td>1</td> <td>3.45%</td> </tr> <tr> <td>Disagree</td> <td>0</td> <td>0%</td> </tr> <tr> <td>Strongly Disagree</td> <td>0</td> <td>0%</td> </tr> </tbody> </table>	Choice	Number	Percentage	Strongly Agree	23	79.31%	Agree	5	17.24%	Uncertain	1	3.45%	Disagree	0	0%	Strongly Disagree	0	0%	 <ul style="list-style-type: none"> ● Stron... ● Agree ● Unce...
Choice	Number	Percentage																			
Strongly Agree	23	79.31%																			
Agree	5	17.24%																			
Uncertain	1	3.45%																			
Disagree	0	0%																			
Strongly Disagree	0	0%																			

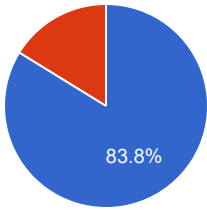
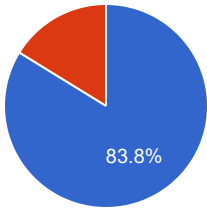
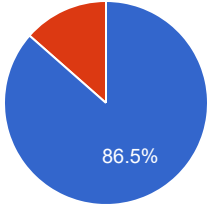
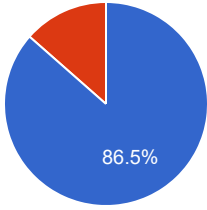
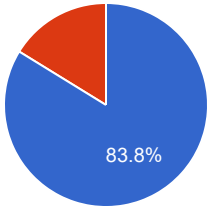
10	The Instructor leaves on time	<table border="1"> <thead> <tr> <th>Choice</th> <th>Number</th> <th>Percentage</th> </tr> </thead> <tbody> <tr> <td>Strongly Agree</td> <td>22</td> <td>75.86%</td> </tr> <tr> <td>Agree</td> <td>7</td> <td>24.14%</td> </tr> <tr> <td>Uncertain</td> <td>0</td> <td>0%</td> </tr> <tr> <td>Disagree</td> <td>0</td> <td>0%</td> </tr> <tr> <td>Strongly Disagree</td> <td>0</td> <td>0%</td> </tr> </tbody> </table>	Choice	Number	Percentage	Strongly Agree	22	75.86%	Agree	7	24.14%	Uncertain	0	0%	Disagree	0	0%	Strongly Disagree	0	0%	 <p> ● Stron... ● Agree </p>
Choice	Number	Percentage																			
Strongly Agree	22	75.86%																			
Agree	7	24.14%																			
Uncertain	0	0%																			
Disagree	0	0%																			
Strongly Disagree	0	0%																			
11	The Instructor is fair in examination	<table border="1"> <thead> <tr> <th>Choice</th> <th>Number</th> <th>Percentage</th> </tr> </thead> <tbody> <tr> <td>Strongly Agree</td> <td>23</td> <td>79.31%</td> </tr> <tr> <td>Agree</td> <td>4</td> <td>13.79%</td> </tr> <tr> <td>Uncertain</td> <td>2</td> <td>6.9%</td> </tr> <tr> <td>Disagree</td> <td>0</td> <td>0%</td> </tr> <tr> <td>Strongly Disagree</td> <td>0</td> <td>0%</td> </tr> </tbody> </table>	Choice	Number	Percentage	Strongly Agree	23	79.31%	Agree	4	13.79%	Uncertain	2	6.9%	Disagree	0	0%	Strongly Disagree	0	0%	 <p> ● Stron... ● Agree ● Unce... </p>
Choice	Number	Percentage																			
Strongly Agree	23	79.31%																			
Agree	4	13.79%																			
Uncertain	2	6.9%																			
Disagree	0	0%																			
Strongly Disagree	0	0%																			
12	The Instructor returns the graded scripts etc. in a reasonable amount of time	<table border="1"> <thead> <tr> <th>Choice</th> <th>Number</th> <th>Percentage</th> </tr> </thead> <tbody> <tr> <td>Strongly Agree</td> <td>21</td> <td>72.41%</td> </tr> <tr> <td>Agree</td> <td>8</td> <td>27.59%</td> </tr> <tr> <td>Uncertain</td> <td>0</td> <td>0%</td> </tr> <tr> <td>Disagree</td> <td>0</td> <td>0%</td> </tr> <tr> <td>Strongly Disagree</td> <td>0</td> <td>0%</td> </tr> </tbody> </table>	Choice	Number	Percentage	Strongly Agree	21	72.41%	Agree	8	27.59%	Uncertain	0	0%	Disagree	0	0%	Strongly Disagree	0	0%	 <p> ● Stron... ● Agree </p>
Choice	Number	Percentage																			
Strongly Agree	21	72.41%																			
Agree	8	27.59%																			
Uncertain	0	0%																			
Disagree	0	0%																			
Strongly Disagree	0	0%																			
13	The Instructor was available during the specified office hours and for after class consultations	<table border="1"> <thead> <tr> <th>Choice</th> <th>Number</th> <th>Percentage</th> </tr> </thead> <tbody> <tr> <td>Strongly Agree</td> <td>22</td> <td>75.86%</td> </tr> <tr> <td>Agree</td> <td>5</td> <td>17.24%</td> </tr> <tr> <td>Uncertain</td> <td>2</td> <td>6.9%</td> </tr> <tr> <td>Disagree</td> <td>0</td> <td>0%</td> </tr> <tr> <td>Strongly Disagree</td> <td>0</td> <td>0%</td> </tr> </tbody> </table>	Choice	Number	Percentage	Strongly Agree	22	75.86%	Agree	5	17.24%	Uncertain	2	6.9%	Disagree	0	0%	Strongly Disagree	0	0%	 <p> ● Stron... ● Agree ● Unce... </p>
Choice	Number	Percentage																			
Strongly Agree	22	75.86%																			
Agree	5	17.24%																			
Uncertain	2	6.9%																			
Disagree	0	0%																			
Strongly Disagree	0	0%																			
14	The Subject matter presented in the course has increased your knowledge of the subject	<table border="1"> <thead> <tr> <th>Choice</th> <th>Number</th> <th>Percentage</th> </tr> </thead> <tbody> <tr> <td>Strongly Agree</td> <td>22</td> <td>75.86%</td> </tr> <tr> <td>Agree</td> <td>6</td> <td>20.69%</td> </tr> <tr> <td>Uncertain</td> <td>1</td> <td>3.45%</td> </tr> <tr> <td>Disagree</td> <td>0</td> <td>0%</td> </tr> <tr> <td>Strongly Disagree</td> <td>0</td> <td>0%</td> </tr> </tbody> </table>	Choice	Number	Percentage	Strongly Agree	22	75.86%	Agree	6	20.69%	Uncertain	1	3.45%	Disagree	0	0%	Strongly Disagree	0	0%	 <p> ● Stron... ● Agree ● Unce... </p>
Choice	Number	Percentage																			
Strongly Agree	22	75.86%																			
Agree	6	20.69%																			
Uncertain	1	3.45%																			
Disagree	0	0%																			
Strongly Disagree	0	0%																			

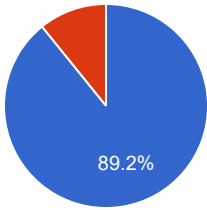
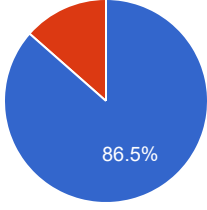
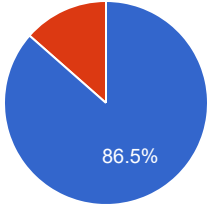
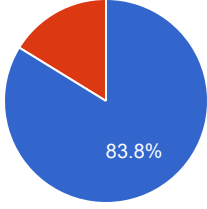
15	The syllabus clearly states course objectives requirements, procedures and grading criteria	<table border="1"> <thead> <tr> <th>Choice</th> <th>Number</th> <th>Percentage</th> </tr> </thead> <tbody> <tr> <td>Strongly Agree</td> <td>22</td> <td>75.86%</td> </tr> <tr> <td>Agree</td> <td>7</td> <td>24.14%</td> </tr> <tr> <td>Uncertain</td> <td>0</td> <td>0%</td> </tr> <tr> <td>Disagree</td> <td>0</td> <td>0%</td> </tr> <tr> <td>Strongly Disagree</td> <td>0</td> <td>0%</td> </tr> </tbody> </table>	Choice	Number	Percentage	Strongly Agree	22	75.86%	Agree	7	24.14%	Uncertain	0	0%	Disagree	0	0%	Strongly Disagree	0	0%	 <p>● Stron... ● Agree</p>
Choice	Number	Percentage																			
Strongly Agree	22	75.86%																			
Agree	7	24.14%																			
Uncertain	0	0%																			
Disagree	0	0%																			
Strongly Disagree	0	0%																			
16	The course integrates theoretical course concepts with real-world applications	<table border="1"> <thead> <tr> <th>Choice</th> <th>Number</th> <th>Percentage</th> </tr> </thead> <tbody> <tr> <td>Strongly Agree</td> <td>22</td> <td>75.86%</td> </tr> <tr> <td>Agree</td> <td>7</td> <td>24.14%</td> </tr> <tr> <td>Uncertain</td> <td>0</td> <td>0%</td> </tr> <tr> <td>Disagree</td> <td>0</td> <td>0%</td> </tr> <tr> <td>Strongly Disagree</td> <td>0</td> <td>0%</td> </tr> </tbody> </table>	Choice	Number	Percentage	Strongly Agree	22	75.86%	Agree	7	24.14%	Uncertain	0	0%	Disagree	0	0%	Strongly Disagree	0	0%	 <p>● Stron... ● Agree</p>
Choice	Number	Percentage																			
Strongly Agree	22	75.86%																			
Agree	7	24.14%																			
Uncertain	0	0%																			
Disagree	0	0%																			
Strongly Disagree	0	0%																			
17	The assignments and exams covered the materials presented in the course	<table border="1"> <thead> <tr> <th>Choice</th> <th>Number</th> <th>Percentage</th> </tr> </thead> <tbody> <tr> <td>Strongly Agree</td> <td>23</td> <td>79.31%</td> </tr> <tr> <td>Agree</td> <td>6</td> <td>20.69%</td> </tr> <tr> <td>Uncertain</td> <td>0</td> <td>0%</td> </tr> <tr> <td>Disagree</td> <td>0</td> <td>0%</td> </tr> <tr> <td>Strongly Disagree</td> <td>0</td> <td>0%</td> </tr> </tbody> </table>	Choice	Number	Percentage	Strongly Agree	23	79.31%	Agree	6	20.69%	Uncertain	0	0%	Disagree	0	0%	Strongly Disagree	0	0%	 <p>● Stron... ● Agree</p>
Choice	Number	Percentage																			
Strongly Agree	23	79.31%																			
Agree	6	20.69%																			
Uncertain	0	0%																			
Disagree	0	0%																			
Strongly Disagree	0	0%																			
18	The course material is modern and updated	<table border="1"> <thead> <tr> <th>Choice</th> <th>Number</th> <th>Percentage</th> </tr> </thead> <tbody> <tr> <td>Strongly Agree</td> <td>22</td> <td>75.86%</td> </tr> <tr> <td>Agree</td> <td>7</td> <td>24.14%</td> </tr> <tr> <td>Uncertain</td> <td>0</td> <td>0%</td> </tr> <tr> <td>Disagree</td> <td>0</td> <td>0%</td> </tr> <tr> <td>Strongly Disagree</td> <td>0</td> <td>0%</td> </tr> </tbody> </table>	Choice	Number	Percentage	Strongly Agree	22	75.86%	Agree	7	24.14%	Uncertain	0	0%	Disagree	0	0%	Strongly Disagree	0	0%	 <p>● Stron... ● Agree</p>
Choice	Number	Percentage																			
Strongly Agree	22	75.86%																			
Agree	7	24.14%																			
Uncertain	0	0%																			
Disagree	0	0%																			
Strongly Disagree	0	0%																			
Teachers Comment		Course Comment																			

Teacher Evaluation - Program: 0258

Teacher Name: ISLAM SHAH		Course ID: HUM-101(3) Course Title: Islamic Studies		Session: 2017 Fall																			
Shift: Morning -- Section: E		Total Strength: 42		Attempted: 37																			
S.No	Question	Opinions			Chart																		
1	The Instructor is prepared for each class	<table border="1"> <thead> <tr> <th>Choice</th> <th>Number</th> <th>Percentage</th> </tr> </thead> <tbody> <tr> <td>Strongly Agree</td> <td>33</td> <td>89.19%</td> </tr> <tr> <td>Agree</td> <td>4</td> <td>10.81%</td> </tr> <tr> <td>Uncertain</td> <td>0</td> <td>0%</td> </tr> <tr> <td>Disagree</td> <td>0</td> <td>0%</td> </tr> <tr> <td>Strongly Disagree</td> <td>0</td> <td>0%</td> </tr> </tbody> </table>	Choice	Number	Percentage	Strongly Agree	33	89.19%	Agree	4	10.81%	Uncertain	0	0%	Disagree	0	0%	Strongly Disagree	0	0%	<p>A pie chart representing the distribution of responses for question 1. The chart is divided into two segments: a large blue segment representing 'Strongly Agree' at 89.2%, and a smaller red segment representing 'Agree' at 10.8%. A legend to the right of the chart identifies the blue color with 'Stron...' and the red color with 'Agree'.</p>		
Choice	Number	Percentage																					
Strongly Agree	33	89.19%																					
Agree	4	10.81%																					
Uncertain	0	0%																					
Disagree	0	0%																					
Strongly Disagree	0	0%																					
2	The Instructor demonstrates knowledge of the subject	<table border="1"> <thead> <tr> <th>Choice</th> <th>Number</th> <th>Percentage</th> </tr> </thead> <tbody> <tr> <td>Strongly Agree</td> <td>32</td> <td>86.49%</td> </tr> <tr> <td>Agree</td> <td>5</td> <td>13.51%</td> </tr> <tr> <td>Uncertain</td> <td>0</td> <td>0%</td> </tr> <tr> <td>Disagree</td> <td>0</td> <td>0%</td> </tr> <tr> <td>Strongly Disagree</td> <td>0</td> <td>0%</td> </tr> </tbody> </table>	Choice	Number	Percentage	Strongly Agree	32	86.49%	Agree	5	13.51%	Uncertain	0	0%	Disagree	0	0%	Strongly Disagree	0	0%	<p>A pie chart representing the distribution of responses for question 2. The chart is divided into two segments: a large blue segment representing 'Strongly Agree' at 86.5%, and a smaller red segment representing 'Agree' at 13.5%. A legend to the right of the chart identifies the blue color with 'Stron...' and the red color with 'Agree'.</p>		
Choice	Number	Percentage																					
Strongly Agree	32	86.49%																					
Agree	5	13.51%																					
Uncertain	0	0%																					
Disagree	0	0%																					
Strongly Disagree	0	0%																					
3	The Instructor has completed the whole course	<table border="1"> <thead> <tr> <th>Choice</th> <th>Number</th> <th>Percentage</th> </tr> </thead> <tbody> <tr> <td>Strongly Agree</td> <td>32</td> <td>86.49%</td> </tr> <tr> <td>Agree</td> <td>5</td> <td>13.51%</td> </tr> <tr> <td>Uncertain</td> <td>0</td> <td>0%</td> </tr> <tr> <td>Disagree</td> <td>0</td> <td>0%</td> </tr> <tr> <td>Strongly Disagree</td> <td>0</td> <td>0%</td> </tr> </tbody> </table>	Choice	Number	Percentage	Strongly Agree	32	86.49%	Agree	5	13.51%	Uncertain	0	0%	Disagree	0	0%	Strongly Disagree	0	0%	<p>A pie chart representing the distribution of responses for question 3. The chart is divided into two segments: a large blue segment representing 'Strongly Agree' at 86.5%, and a smaller red segment representing 'Agree' at 13.5%. A legend to the right of the chart identifies the blue color with 'Stron...' and the red color with 'Agree'.</p>		
Choice	Number	Percentage																					
Strongly Agree	32	86.49%																					
Agree	5	13.51%																					
Uncertain	0	0%																					
Disagree	0	0%																					
Strongly Disagree	0	0%																					
4	The Instructor provides additional material apart from the textbook	<table border="1"> <thead> <tr> <th>Choice</th> <th>Number</th> <th>Percentage</th> </tr> </thead> <tbody> <tr> <td>Strongly Agree</td> <td>32</td> <td>86.49%</td> </tr> <tr> <td>Agree</td> <td>5</td> <td>13.51%</td> </tr> <tr> <td>Uncertain</td> <td>0</td> <td>0%</td> </tr> <tr> <td>Disagree</td> <td>0</td> <td>0%</td> </tr> <tr> <td>Strongly Disagree</td> <td>0</td> <td>0%</td> </tr> </tbody> </table>	Choice	Number	Percentage	Strongly Agree	32	86.49%	Agree	5	13.51%	Uncertain	0	0%	Disagree	0	0%	Strongly Disagree	0	0%	<p>A pie chart representing the distribution of responses for question 4. The chart is divided into two segments: a large blue segment representing 'Strongly Agree' at 86.5%, and a smaller red segment representing 'Agree' at 13.5%. A legend to the right of the chart identifies the blue color with 'Stron...' and the red color with 'Agree'.</p>		
Choice	Number	Percentage																					
Strongly Agree	32	86.49%																					
Agree	5	13.51%																					
Uncertain	0	0%																					
Disagree	0	0%																					
Strongly Disagree	0	0%																					

5	The Instructor gives citations regarding current situations with reference to Pakistani context	<table border="1"> <thead> <tr> <th>Choice</th> <th>Number</th> <th>Percentage</th> </tr> </thead> <tbody> <tr> <td>Strongly Agree</td> <td>33</td> <td>89.19%</td> </tr> <tr> <td>Agree</td> <td>4</td> <td>10.81%</td> </tr> <tr> <td>Uncertain</td> <td>0</td> <td>0%</td> </tr> <tr> <td>Disagree</td> <td>0</td> <td>0%</td> </tr> <tr> <td>Strongly Disagree</td> <td>0</td> <td>0%</td> </tr> </tbody> </table>	Choice	Number	Percentage	Strongly Agree	33	89.19%	Agree	4	10.81%	Uncertain	0	0%	Disagree	0	0%	Strongly Disagree	0	0%	 <p>89.2%</p> <ul style="list-style-type: none"> ● Stron... ● Agree
Choice	Number	Percentage																			
Strongly Agree	33	89.19%																			
Agree	4	10.81%																			
Uncertain	0	0%																			
Disagree	0	0%																			
Strongly Disagree	0	0%																			
6	The Instructor communicates the subject matter effectively	<table border="1"> <thead> <tr> <th>Choice</th> <th>Number</th> <th>Percentage</th> </tr> </thead> <tbody> <tr> <td>Strongly Agree</td> <td>32</td> <td>86.49%</td> </tr> <tr> <td>Agree</td> <td>5</td> <td>13.51%</td> </tr> <tr> <td>Uncertain</td> <td>0</td> <td>0%</td> </tr> <tr> <td>Disagree</td> <td>0</td> <td>0%</td> </tr> <tr> <td>Strongly Disagree</td> <td>0</td> <td>0%</td> </tr> </tbody> </table>	Choice	Number	Percentage	Strongly Agree	32	86.49%	Agree	5	13.51%	Uncertain	0	0%	Disagree	0	0%	Strongly Disagree	0	0%	 <p>86.5%</p> <ul style="list-style-type: none"> ● Stron... ● Agree
Choice	Number	Percentage																			
Strongly Agree	32	86.49%																			
Agree	5	13.51%																			
Uncertain	0	0%																			
Disagree	0	0%																			
Strongly Disagree	0	0%																			
7	The Instructor shows respect towards students and encourages class participation	<table border="1"> <thead> <tr> <th>Choice</th> <th>Number</th> <th>Percentage</th> </tr> </thead> <tbody> <tr> <td>Strongly Agree</td> <td>31</td> <td>83.78%</td> </tr> <tr> <td>Agree</td> <td>6</td> <td>16.22%</td> </tr> <tr> <td>Uncertain</td> <td>0</td> <td>0%</td> </tr> <tr> <td>Disagree</td> <td>0</td> <td>0%</td> </tr> <tr> <td>Strongly Disagree</td> <td>0</td> <td>0%</td> </tr> </tbody> </table>	Choice	Number	Percentage	Strongly Agree	31	83.78%	Agree	6	16.22%	Uncertain	0	0%	Disagree	0	0%	Strongly Disagree	0	0%	 <p>83.8%</p> <ul style="list-style-type: none"> ● Stron... ● Agree
Choice	Number	Percentage																			
Strongly Agree	31	83.78%																			
Agree	6	16.22%																			
Uncertain	0	0%																			
Disagree	0	0%																			
Strongly Disagree	0	0%																			
8	The Instructor maintains an environment that is conducive to learning	<table border="1"> <thead> <tr> <th>Choice</th> <th>Number</th> <th>Percentage</th> </tr> </thead> <tbody> <tr> <td>Strongly Agree</td> <td>30</td> <td>81.08%</td> </tr> <tr> <td>Agree</td> <td>7</td> <td>18.92%</td> </tr> <tr> <td>Uncertain</td> <td>0</td> <td>0%</td> </tr> <tr> <td>Disagree</td> <td>0</td> <td>0%</td> </tr> <tr> <td>Strongly Disagree</td> <td>0</td> <td>0%</td> </tr> </tbody> </table>	Choice	Number	Percentage	Strongly Agree	30	81.08%	Agree	7	18.92%	Uncertain	0	0%	Disagree	0	0%	Strongly Disagree	0	0%	 <p>81.1%</p> <ul style="list-style-type: none"> ● Stron... ● Agree
Choice	Number	Percentage																			
Strongly Agree	30	81.08%																			
Agree	7	18.92%																			
Uncertain	0	0%																			
Disagree	0	0%																			
Strongly Disagree	0	0%																			
9	The Instructor arrives on time	<table border="1"> <thead> <tr> <th>Choice</th> <th>Number</th> <th>Percentage</th> </tr> </thead> <tbody> <tr> <td>Strongly Agree</td> <td>31</td> <td>83.78%</td> </tr> <tr> <td>Agree</td> <td>6</td> <td>16.22%</td> </tr> <tr> <td>Uncertain</td> <td>0</td> <td>0%</td> </tr> <tr> <td>Disagree</td> <td>0</td> <td>0%</td> </tr> <tr> <td>Strongly Disagree</td> <td>0</td> <td>0%</td> </tr> </tbody> </table>	Choice	Number	Percentage	Strongly Agree	31	83.78%	Agree	6	16.22%	Uncertain	0	0%	Disagree	0	0%	Strongly Disagree	0	0%	 <p>83.8%</p> <ul style="list-style-type: none"> ● Stron... ● Agree
Choice	Number	Percentage																			
Strongly Agree	31	83.78%																			
Agree	6	16.22%																			
Uncertain	0	0%																			
Disagree	0	0%																			
Strongly Disagree	0	0%																			

10	The Instructor leaves on time	<table border="1"> <thead> <tr> <th>Choice</th> <th>Number</th> <th>Percentage</th> </tr> </thead> <tbody> <tr> <td>Strongly Agree</td> <td>31</td> <td>83.78%</td> </tr> <tr> <td>Agree</td> <td>6</td> <td>16.22%</td> </tr> <tr> <td>Uncertain</td> <td>0</td> <td>0%</td> </tr> <tr> <td>Disagree</td> <td>0</td> <td>0%</td> </tr> <tr> <td>Strongly Disagree</td> <td>0</td> <td>0%</td> </tr> </tbody> </table>	Choice	Number	Percentage	Strongly Agree	31	83.78%	Agree	6	16.22%	Uncertain	0	0%	Disagree	0	0%	Strongly Disagree	0	0%	 <p>83.8%</p> <ul style="list-style-type: none"> ● Stron... ● Agree
Choice	Number	Percentage																			
Strongly Agree	31	83.78%																			
Agree	6	16.22%																			
Uncertain	0	0%																			
Disagree	0	0%																			
Strongly Disagree	0	0%																			
11	The Instructor is fair in examination	<table border="1"> <thead> <tr> <th>Choice</th> <th>Number</th> <th>Percentage</th> </tr> </thead> <tbody> <tr> <td>Strongly Agree</td> <td>31</td> <td>83.78%</td> </tr> <tr> <td>Agree</td> <td>6</td> <td>16.22%</td> </tr> <tr> <td>Uncertain</td> <td>0</td> <td>0%</td> </tr> <tr> <td>Disagree</td> <td>0</td> <td>0%</td> </tr> <tr> <td>Strongly Disagree</td> <td>0</td> <td>0%</td> </tr> </tbody> </table>	Choice	Number	Percentage	Strongly Agree	31	83.78%	Agree	6	16.22%	Uncertain	0	0%	Disagree	0	0%	Strongly Disagree	0	0%	 <p>83.8%</p> <ul style="list-style-type: none"> ● Stron... ● Agree
Choice	Number	Percentage																			
Strongly Agree	31	83.78%																			
Agree	6	16.22%																			
Uncertain	0	0%																			
Disagree	0	0%																			
Strongly Disagree	0	0%																			
12	The Instructor returns the graded scripts etc. in a reasonable amount of time	<table border="1"> <thead> <tr> <th>Choice</th> <th>Number</th> <th>Percentage</th> </tr> </thead> <tbody> <tr> <td>Strongly Agree</td> <td>32</td> <td>86.49%</td> </tr> <tr> <td>Agree</td> <td>5</td> <td>13.51%</td> </tr> <tr> <td>Uncertain</td> <td>0</td> <td>0%</td> </tr> <tr> <td>Disagree</td> <td>0</td> <td>0%</td> </tr> <tr> <td>Strongly Disagree</td> <td>0</td> <td>0%</td> </tr> </tbody> </table>	Choice	Number	Percentage	Strongly Agree	32	86.49%	Agree	5	13.51%	Uncertain	0	0%	Disagree	0	0%	Strongly Disagree	0	0%	 <p>86.5%</p> <ul style="list-style-type: none"> ● Stron... ● Agree
Choice	Number	Percentage																			
Strongly Agree	32	86.49%																			
Agree	5	13.51%																			
Uncertain	0	0%																			
Disagree	0	0%																			
Strongly Disagree	0	0%																			
13	The Instructor was available during the specified office hours and for after class consultations	<table border="1"> <thead> <tr> <th>Choice</th> <th>Number</th> <th>Percentage</th> </tr> </thead> <tbody> <tr> <td>Strongly Agree</td> <td>32</td> <td>86.49%</td> </tr> <tr> <td>Agree</td> <td>5</td> <td>13.51%</td> </tr> <tr> <td>Uncertain</td> <td>0</td> <td>0%</td> </tr> <tr> <td>Disagree</td> <td>0</td> <td>0%</td> </tr> <tr> <td>Strongly Disagree</td> <td>0</td> <td>0%</td> </tr> </tbody> </table>	Choice	Number	Percentage	Strongly Agree	32	86.49%	Agree	5	13.51%	Uncertain	0	0%	Disagree	0	0%	Strongly Disagree	0	0%	 <p>86.5%</p> <ul style="list-style-type: none"> ● Stron... ● Agree
Choice	Number	Percentage																			
Strongly Agree	32	86.49%																			
Agree	5	13.51%																			
Uncertain	0	0%																			
Disagree	0	0%																			
Strongly Disagree	0	0%																			
14	The Subject matter presented in the course has increased your knowledge of the subject	<table border="1"> <thead> <tr> <th>Choice</th> <th>Number</th> <th>Percentage</th> </tr> </thead> <tbody> <tr> <td>Strongly Agree</td> <td>31</td> <td>83.78%</td> </tr> <tr> <td>Agree</td> <td>6</td> <td>16.22%</td> </tr> <tr> <td>Uncertain</td> <td>0</td> <td>0%</td> </tr> <tr> <td>Disagree</td> <td>0</td> <td>0%</td> </tr> <tr> <td>Strongly Disagree</td> <td>0</td> <td>0%</td> </tr> </tbody> </table>	Choice	Number	Percentage	Strongly Agree	31	83.78%	Agree	6	16.22%	Uncertain	0	0%	Disagree	0	0%	Strongly Disagree	0	0%	 <p>83.8%</p> <ul style="list-style-type: none"> ● Stron... ● Agree
Choice	Number	Percentage																			
Strongly Agree	31	83.78%																			
Agree	6	16.22%																			
Uncertain	0	0%																			
Disagree	0	0%																			
Strongly Disagree	0	0%																			

15	The syllabus clearly states course objectives requirements, procedures and grading criteria	<table border="1"> <thead> <tr> <th>Choice</th> <th>Number</th> <th>Percentage</th> </tr> </thead> <tbody> <tr> <td>Strongly Agree</td> <td>33</td> <td>89.19%</td> </tr> <tr> <td>Agree</td> <td>4</td> <td>10.81%</td> </tr> <tr> <td>Uncertain</td> <td>0</td> <td>0%</td> </tr> <tr> <td>Disagree</td> <td>0</td> <td>0%</td> </tr> <tr> <td>Strongly Disagree</td> <td>0</td> <td>0%</td> </tr> </tbody> </table>	Choice	Number	Percentage	Strongly Agree	33	89.19%	Agree	4	10.81%	Uncertain	0	0%	Disagree	0	0%	Strongly Disagree	0	0%	 <p>89.2%</p> <ul style="list-style-type: none"> ● Stron... ● Agree
Choice	Number	Percentage																			
Strongly Agree	33	89.19%																			
Agree	4	10.81%																			
Uncertain	0	0%																			
Disagree	0	0%																			
Strongly Disagree	0	0%																			
16	The course integrates theoretical course concepts with real-world applications	<table border="1"> <thead> <tr> <th>Choice</th> <th>Number</th> <th>Percentage</th> </tr> </thead> <tbody> <tr> <td>Strongly Agree</td> <td>32</td> <td>86.49%</td> </tr> <tr> <td>Agree</td> <td>5</td> <td>13.51%</td> </tr> <tr> <td>Uncertain</td> <td>0</td> <td>0%</td> </tr> <tr> <td>Disagree</td> <td>0</td> <td>0%</td> </tr> <tr> <td>Strongly Disagree</td> <td>0</td> <td>0%</td> </tr> </tbody> </table>	Choice	Number	Percentage	Strongly Agree	32	86.49%	Agree	5	13.51%	Uncertain	0	0%	Disagree	0	0%	Strongly Disagree	0	0%	 <p>86.5%</p> <ul style="list-style-type: none"> ● Stron... ● Agree
Choice	Number	Percentage																			
Strongly Agree	32	86.49%																			
Agree	5	13.51%																			
Uncertain	0	0%																			
Disagree	0	0%																			
Strongly Disagree	0	0%																			
17	The assignments and exams covered the materials presented in the course	<table border="1"> <thead> <tr> <th>Choice</th> <th>Number</th> <th>Percentage</th> </tr> </thead> <tbody> <tr> <td>Strongly Agree</td> <td>32</td> <td>86.49%</td> </tr> <tr> <td>Agree</td> <td>5</td> <td>13.51%</td> </tr> <tr> <td>Uncertain</td> <td>0</td> <td>0%</td> </tr> <tr> <td>Disagree</td> <td>0</td> <td>0%</td> </tr> <tr> <td>Strongly Disagree</td> <td>0</td> <td>0%</td> </tr> </tbody> </table>	Choice	Number	Percentage	Strongly Agree	32	86.49%	Agree	5	13.51%	Uncertain	0	0%	Disagree	0	0%	Strongly Disagree	0	0%	 <p>86.5%</p> <ul style="list-style-type: none"> ● Stron... ● Agree
Choice	Number	Percentage																			
Strongly Agree	32	86.49%																			
Agree	5	13.51%																			
Uncertain	0	0%																			
Disagree	0	0%																			
Strongly Disagree	0	0%																			
18	The course material is modern and updated	<table border="1"> <thead> <tr> <th>Choice</th> <th>Number</th> <th>Percentage</th> </tr> </thead> <tbody> <tr> <td>Strongly Agree</td> <td>31</td> <td>83.78%</td> </tr> <tr> <td>Agree</td> <td>6</td> <td>16.22%</td> </tr> <tr> <td>Uncertain</td> <td>0</td> <td>0%</td> </tr> <tr> <td>Disagree</td> <td>0</td> <td>0%</td> </tr> <tr> <td>Strongly Disagree</td> <td>0</td> <td>0%</td> </tr> </tbody> </table>	Choice	Number	Percentage	Strongly Agree	31	83.78%	Agree	6	16.22%	Uncertain	0	0%	Disagree	0	0%	Strongly Disagree	0	0%	 <p>83.8%</p> <ul style="list-style-type: none"> ● Stron... ● Agree
Choice	Number	Percentage																			
Strongly Agree	31	83.78%																			
Agree	6	16.22%																			
Uncertain	0	0%																			
Disagree	0	0%																			
Strongly Disagree	0	0%																			
Teachers Comment		Course Comment																			