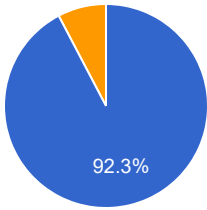
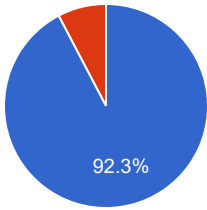
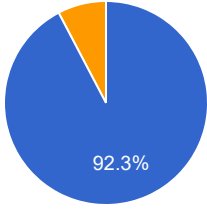
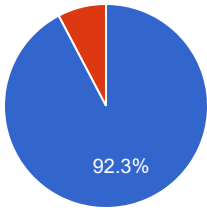
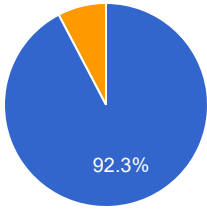
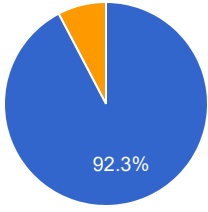


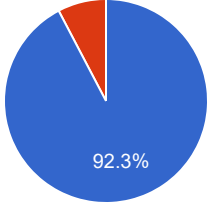
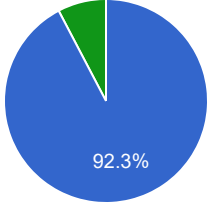
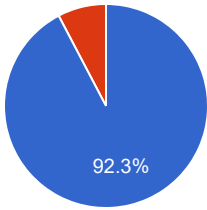
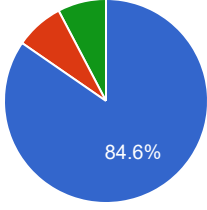
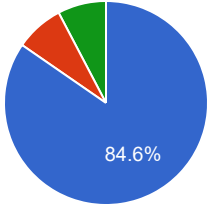
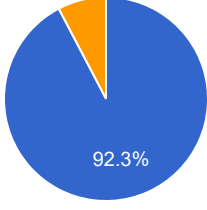


# Teacher Evaluation - Program: 0268

| Teacher Name: AFSHEEN        |   | Course ID: HUM-101(3)<br>Course Title: Islamic Studies  |        | Session: 2017 Fall |            |                |    |        |       |   |       |           |   |       |          |   |    |                   |   |    |              |  |  |
|------------------------------|---|---|--------|--------------------|------------|----------------|----|--------|-------|---|-------|-----------|---|-------|----------|---|----|-------------------|---|----|--------------|--|--|
| Shift: Morning -- Section: D |   | Total Strength: 14  |        | Attempted: 13      |            |                |    |        |       |   |       |           |   |       |          |   |    |                   |   |    |              |  |  |
| S.No                         | Question  | Opinions  |        |                    | Chart      |                |    |        |       |   |       |           |   |       |          |   |    |                   |   |    |              |  |  |
| 1                            | The Instructor is prepared for each class                           | <table border="1"> <thead> <tr> <th>Choice</th> <th>Number</th> <th>Percentage</th> </tr> </thead> <tbody> <tr> <td>Strongly Agree</td> <td>12</td> <td>92.31%</td> </tr> <tr> <td>Agree</td> <td>0</td> <td>0%</td> </tr> <tr> <td>Uncertain</td> <td>1</td> <td>7.69%</td> </tr> <tr> <td>Disagree</td> <td>0</td> <td>0%</td> </tr> <tr> <td>Strongly Disagree</td> <td>0</td> <td>0%</td> </tr> </tbody> </table> | Choice | Number             | Percentage | Strongly Agree | 12 | 92.31% | Agree | 0 | 0%    | Uncertain | 1 | 7.69% | Disagree | 0 | 0% | Strongly Disagree | 0 | 0% | <p>92.3%</p> |  |  |
| Choice                       | Number  | Percentage  |        |                    |            |                |    |        |       |   |       |           |   |       |          |   |    |                   |   |    |              |  |  |
| Strongly Agree               | 12  | 92.31%  |        |                    |            |                |    |        |       |   |       |           |   |       |          |   |    |                   |   |    |              |  |  |
| Agree                        | 0   | 0%  |        |                    |            |                |    |        |       |   |       |           |   |       |          |   |    |                   |   |    |              |  |  |
| Uncertain                    | 1   | 7.69%   |        |                    |            |                |    |        |       |   |       |           |   |       |          |   |    |                   |   |    |              |  |  |
| Disagree                     | 0   | 0%  |        |                    |            |                |    |        |       |   |       |           |   |       |          |   |    |                   |   |    |              |  |  |
| Strongly Disagree            | 0   | 0%  |        |                    |            |                |    |        |       |   |       |           |   |       |          |   |    |                   |   |    |              |  |  |
| 2                            | The Instructor demonstrates knowledge of the subject                | <table border="1"> <thead> <tr> <th>Choice</th> <th>Number</th> <th>Percentage</th> </tr> </thead> <tbody> <tr> <td>Strongly Agree</td> <td>12</td> <td>92.31%</td> </tr> <tr> <td>Agree</td> <td>1</td> <td>7.69%</td> </tr> <tr> <td>Uncertain</td> <td>0</td> <td>0%</td> </tr> <tr> <td>Disagree</td> <td>0</td> <td>0%</td> </tr> <tr> <td>Strongly Disagree</td> <td>0</td> <td>0%</td> </tr> </tbody> </table> | Choice | Number             | Percentage | Strongly Agree | 12 | 92.31% | Agree | 1 | 7.69% | Uncertain | 0 | 0%    | Disagree | 0 | 0% | Strongly Disagree | 0 | 0% | <p>92.3%</p> |  |  |
| Choice                       | Number  | Percentage  |        |                    |            |                |    |        |       |   |       |           |   |       |          |   |    |                   |   |    |              |  |  |
| Strongly Agree               | 12  | 92.31%  |        |                    |            |                |    |        |       |   |       |           |   |       |          |   |    |                   |   |    |              |  |  |
| Agree                        | 1   | 7.69%   |        |                    |            |                |    |        |       |   |       |           |   |       |          |   |    |                   |   |    |              |  |  |
| Uncertain                    | 0   | 0%  |        |                    |            |                |    |        |       |   |       |           |   |       |          |   |    |                   |   |    |              |  |  |
| Disagree                     | 0   | 0%  |        |                    |            |                |    |        |       |   |       |           |   |       |          |   |    |                   |   |    |              |  |  |
| Strongly Disagree            | 0   | 0%  |        |                    |            |                |    |        |       |   |       |           |   |       |          |   |    |                   |   |    |              |  |  |
| 3                            | The Instructor has completed the whole course                       | <table border="1"> <thead> <tr> <th>Choice</th> <th>Number</th> <th>Percentage</th> </tr> </thead> <tbody> <tr> <td>Strongly Agree</td> <td>12</td> <td>92.31%</td> </tr> <tr> <td>Agree</td> <td>0</td> <td>0%</td> </tr> <tr> <td>Uncertain</td> <td>1</td> <td>7.69%</td> </tr> <tr> <td>Disagree</td> <td>0</td> <td>0%</td> </tr> <tr> <td>Strongly Disagree</td> <td>0</td> <td>0%</td> </tr> </tbody> </table> | Choice | Number             | Percentage | Strongly Agree | 12 | 92.31% | Agree | 0 | 0%    | Uncertain | 1 | 7.69% | Disagree | 0 | 0% | Strongly Disagree | 0 | 0% | <p>92.3%</p> |  |  |
| Choice                       | Number  | Percentage  |        |                    |            |                |    |        |       |   |       |           |   |       |          |   |    |                   |   |    |              |  |  |
| Strongly Agree               | 12  | 92.31%  |        |                    |            |                |    |        |       |   |       |           |   |       |          |   |    |                   |   |    |              |  |  |
| Agree                        | 0   | 0%  |        |                    |            |                |    |        |       |   |       |           |   |       |          |   |    |                   |   |    |              |  |  |
| Uncertain                    | 1   | 7.69%   |        |                    |            |                |    |        |       |   |       |           |   |       |          |   |    |                   |   |    |              |  |  |
| Disagree                     | 0   | 0%  |        |                    |            |                |    |        |       |   |       |           |   |       |          |   |    |                   |   |    |              |  |  |
| Strongly Disagree            | 0   | 0%  |        |                    |            |                |    |        |       |   |       |           |   |       |          |   |    |                   |   |    |              |  |  |
| 4                            | The Instructor provides additional material apart from the textbook | <table border="1"> <thead> <tr> <th>Choice</th> <th>Number</th> <th>Percentage</th> </tr> </thead> <tbody> <tr> <td>Strongly Agree</td> <td>12</td> <td>92.31%</td> </tr> <tr> <td>Agree</td> <td>1</td> <td>7.69%</td> </tr> <tr> <td>Uncertain</td> <td>0</td> <td>0%</td> </tr> <tr> <td>Disagree</td> <td>0</td> <td>0%</td> </tr> <tr> <td>Strongly Disagree</td> <td>0</td> <td>0%</td> </tr> </tbody> </table> | Choice | Number             | Percentage | Strongly Agree | 12 | 92.31% | Agree | 1 | 7.69% | Uncertain | 0 | 0%    | Disagree | 0 | 0% | Strongly Disagree | 0 | 0% | <p>92.3%</p> |  |  |
| Choice                       | Number  | Percentage  |        |                    |            |                |    |        |       |   |       |           |   |       |          |   |    |                   |   |    |              |  |  |
| Strongly Agree               | 12  | 92.31%  |        |                    |            |                |    |        |       |   |       |           |   |       |          |   |    |                   |   |    |              |  |  |
| Agree                        | 1   | 7.69%   |        |                    |            |                |    |        |       |   |       |           |   |       |          |   |    |                   |   |    |              |  |  |
| Uncertain                    | 0   | 0%  |        |                    |            |                |    |        |       |   |       |           |   |       |          |   |    |                   |   |    |              |  |  |
| Disagree                     | 0   | 0%  |        |                    |            |                |    |        |       |   |       |           |   |       |          |   |    |                   |   |    |              |  |  |
| Strongly Disagree            | 0   | 0%  |        |                    |            |                |    |        |       |   |       |           |   |       |          |   |    |                   |   |    |              |  |  |






| 5                 | The Instructor gives citations regarding current situations with reference to Pakistani context | <table border="1"> <thead> <tr> <th>Choice</th> <th>Number</th> <th>Percentage</th> </tr> </thead> <tbody> <tr> <td>Strongly Agree</td> <td>12</td> <td>92.31%</td> </tr> <tr> <td>Agree</td> <td>0</td> <td>0%</td> </tr> <tr> <td>Uncertain</td> <td>1</td> <td>7.69%</td> </tr> <tr> <td>Disagree</td> <td>0</td> <td>0%</td> </tr> <tr> <td>Strongly Disagree</td> <td>0</td> <td>0%</td> </tr> </tbody> </table> | Choice | Number | Percentage | Strongly Agree | 12 | 92.31% | Agree | 0 | 0%    | Uncertain | 1 | 7.69% | Disagree | 0 | 0% | Strongly Disagree | 0 | 0% |  <p>92.3%</p> <ul style="list-style-type: none"> <li>● Stron...</li> <li>● Unce...</li> </ul>    |
|-------------------|---|---|--------|--------|------------|----------------|----|--------|-------|---|-------|-----------|---|-------|----------|---|----|-------------------|---|----|--|
| Choice            | Number  | Percentage  |        |        |            |                |    |        |       |   |       |           |   |       |          |   |    |                   |   |    |  |
| Strongly Agree    | 12  | 92.31%  |        |        |            |                |    |        |       |   |       |           |   |       |          |   |    |                   |   |    |  |
| Agree             | 0   | 0%  |        |        |            |                |    |        |       |   |       |           |   |       |          |   |    |                   |   |    |  |
| Uncertain         | 1   | 7.69%   |        |        |            |                |    |        |       |   |       |           |   |       |          |   |    |                   |   |    |  |
| Disagree          | 0   | 0%  |        |        |            |                |    |        |       |   |       |           |   |       |          |   |    |                   |   |    |  |
| Strongly Disagree | 0   | 0%  |        |        |            |                |    |        |       |   |       |           |   |       |          |   |    |                   |   |    |  |
| 6                 | The Instructor communicates the subject matter effectively                                      | <table border="1"> <thead> <tr> <th>Choice</th> <th>Number</th> <th>Percentage</th> </tr> </thead> <tbody> <tr> <td>Strongly Agree</td> <td>12</td> <td>92.31%</td> </tr> <tr> <td>Agree</td> <td>1</td> <td>7.69%</td> </tr> <tr> <td>Uncertain</td> <td>0</td> <td>0%</td> </tr> <tr> <td>Disagree</td> <td>0</td> <td>0%</td> </tr> <tr> <td>Strongly Disagree</td> <td>0</td> <td>0%</td> </tr> </tbody> </table> | Choice | Number | Percentage | Strongly Agree | 12 | 92.31% | Agree | 1 | 7.69% | Uncertain | 0 | 0%    | Disagree | 0 | 0% | Strongly Disagree | 0 | 0% |  <p>92.3%</p> <ul style="list-style-type: none"> <li>● Stron...</li> <li>● Agree</li> </ul>     |
| Choice            | Number  | Percentage  |        |        |            |                |    |        |       |   |       |           |   |       |          |   |    |                   |   |    |  |
| Strongly Agree    | 12  | 92.31%  |        |        |            |                |    |        |       |   |       |           |   |       |          |   |    |                   |   |    |  |
| Agree             | 1   | 7.69%   |        |        |            |                |    |        |       |   |       |           |   |       |          |   |    |                   |   |    |  |
| Uncertain         | 0   | 0%  |        |        |            |                |    |        |       |   |       |           |   |       |          |   |    |                   |   |    |  |
| Disagree          | 0   | 0%  |        |        |            |                |    |        |       |   |       |           |   |       |          |   |    |                   |   |    |  |
| Strongly Disagree | 0   | 0%  |        |        |            |                |    |        |       |   |       |           |   |       |          |   |    |                   |   |    |  |
| 7                 | The Instructor shows respect towards students and encourages class participation                | <table border="1"> <thead> <tr> <th>Choice</th> <th>Number</th> <th>Percentage</th> </tr> </thead> <tbody> <tr> <td>Strongly Agree</td> <td>12</td> <td>92.31%</td> </tr> <tr> <td>Agree</td> <td>0</td> <td>0%</td> </tr> <tr> <td>Uncertain</td> <td>1</td> <td>7.69%</td> </tr> <tr> <td>Disagree</td> <td>0</td> <td>0%</td> </tr> <tr> <td>Strongly Disagree</td> <td>0</td> <td>0%</td> </tr> </tbody> </table> | Choice | Number | Percentage | Strongly Agree | 12 | 92.31% | Agree | 0 | 0%    | Uncertain | 1 | 7.69% | Disagree | 0 | 0% | Strongly Disagree | 0 | 0% |  <p>92.3%</p> <ul style="list-style-type: none"> <li>● Stron...</li> <li>● Unce...</li> </ul>  |
| Choice            | Number  | Percentage  |        |        |            |                |    |        |       |   |       |           |   |       |          |   |    |                   |   |    |  |
| Strongly Agree    | 12  | 92.31%  |        |        |            |                |    |        |       |   |       |           |   |       |          |   |    |                   |   |    |  |
| Agree             | 0   | 0%  |        |        |            |                |    |        |       |   |       |           |   |       |          |   |    |                   |   |    |  |
| Uncertain         | 1   | 7.69%   |        |        |            |                |    |        |       |   |       |           |   |       |          |   |    |                   |   |    |  |
| Disagree          | 0   | 0%  |        |        |            |                |    |        |       |   |       |           |   |       |          |   |    |                   |   |    |  |
| Strongly Disagree | 0   | 0%  |        |        |            |                |    |        |       |   |       |           |   |       |          |   |    |                   |   |    |  |
| 8                 | The Instructor maintains an environment that is conducive to learning                           | <table border="1"> <thead> <tr> <th>Choice</th> <th>Number</th> <th>Percentage</th> </tr> </thead> <tbody> <tr> <td>Strongly Agree</td> <td>12</td> <td>92.31%</td> </tr> <tr> <td>Agree</td> <td>1</td> <td>7.69%</td> </tr> <tr> <td>Uncertain</td> <td>0</td> <td>0%</td> </tr> <tr> <td>Disagree</td> <td>0</td> <td>0%</td> </tr> <tr> <td>Strongly Disagree</td> <td>0</td> <td>0%</td> </tr> </tbody> </table> | Choice | Number | Percentage | Strongly Agree | 12 | 92.31% | Agree | 1 | 7.69% | Uncertain | 0 | 0%    | Disagree | 0 | 0% | Strongly Disagree | 0 | 0% |  <p>92.3%</p> <ul style="list-style-type: none"> <li>● Stron...</li> <li>● Agree</li> </ul>   |
| Choice            | Number  | Percentage  |        |        |            |                |    |        |       |   |       |           |   |       |          |   |    |                   |   |    |  |
| Strongly Agree    | 12  | 92.31%  |        |        |            |                |    |        |       |   |       |           |   |       |          |   |    |                   |   |    |  |
| Agree             | 1   | 7.69%   |        |        |            |                |    |        |       |   |       |           |   |       |          |   |    |                   |   |    |  |
| Uncertain         | 0   | 0%  |        |        |            |                |    |        |       |   |       |           |   |       |          |   |    |                   |   |    |  |
| Disagree          | 0   | 0%  |        |        |            |                |    |        |       |   |       |           |   |       |          |   |    |                   |   |    |  |
| Strongly Disagree | 0   | 0%  |        |        |            |                |    |        |       |   |       |           |   |       |          |   |    |                   |   |    |  |
| 9                 | The Instructor arrives on time  | <table border="1"> <thead> <tr> <th>Choice</th> <th>Number</th> <th>Percentage</th> </tr> </thead> <tbody> <tr> <td>Strongly Agree</td> <td>12</td> <td>92.31%</td> </tr> <tr> <td>Agree</td> <td>0</td> <td>0%</td> </tr> <tr> <td>Uncertain</td> <td>1</td> <td>7.69%</td> </tr> <tr> <td>Disagree</td> <td>0</td> <td>0%</td> </tr> <tr> <td>Strongly Disagree</td> <td>0</td> <td>0%</td> </tr> </tbody> </table> | Choice | Number | Percentage | Strongly Agree | 12 | 92.31% | Agree | 0 | 0%    | Uncertain | 1 | 7.69% | Disagree | 0 | 0% | Strongly Disagree | 0 | 0% |  <p>92.3%</p> <ul style="list-style-type: none"> <li>● Stron...</li> <li>● Unce...</li> </ul> |
| Choice            | Number  | Percentage  |        |        |            |                |    |        |       |   |       |           |   |       |          |   |    |                   |   |    |  |
| Strongly Agree    | 12  | 92.31%  |        |        |            |                |    |        |       |   |       |           |   |       |          |   |    |                   |   |    |  |
| Agree             | 0   | 0%  |        |        |            |                |    |        |       |   |       |           |   |       |          |   |    |                   |   |    |  |
| Uncertain         | 1   | 7.69%   |        |        |            |                |    |        |       |   |       |           |   |       |          |   |    |                   |   |    |  |
| Disagree          | 0   | 0%  |        |        |            |                |    |        |       |   |       |           |   |       |          |   |    |                   |   |    |  |
| Strongly Disagree | 0   | 0%  |        |        |            |                |    |        |       |   |       |           |   |       |          |   |    |                   |   |    |  |






| 10                | The Instructor leaves on time  | <table border="1"> <thead> <tr> <th>Choice</th> <th>Number</th> <th>Percentage</th> </tr> </thead> <tbody> <tr> <td>Strongly Agree</td> <td>12</td> <td>92.31%</td> </tr> <tr> <td>Agree</td> <td>0</td> <td>0%</td> </tr> <tr> <td>Uncertain</td> <td>1</td> <td>7.69%</td> </tr> <tr> <td>Disagree</td> <td>0</td> <td>0%</td> </tr> <tr> <td>Strongly Disagree</td> <td>0</td> <td>0%</td> </tr> </tbody> </table> | Choice | Number | Percentage | Strongly Agree | 12 | 92.31% | Agree | 0 | 0%    | Uncertain | 1 | 7.69% | Disagree | 0 | 0%    | Strongly Disagree | 0 | 0% |  <p>92.3%</p> <ul style="list-style-type: none"> <li>● Stron...</li> <li>● Unce...</li> </ul>    |
|-------------------|--|---|--------|--------|------------|----------------|----|--------|-------|---|-------|-----------|---|-------|----------|---|-------|-------------------|---|----|--|
| Choice            | Number   | Percentage  |        |        |            |                |    |        |       |   |       |           |   |       |          |   |       |                   |   |    |  |
| Strongly Agree    | 12   | 92.31%  |        |        |            |                |    |        |       |   |       |           |   |       |          |   |       |                   |   |    |  |
| Agree             | 0  | 0%  |        |        |            |                |    |        |       |   |       |           |   |       |          |   |       |                   |   |    |  |
| Uncertain         | 1  | 7.69%   |        |        |            |                |    |        |       |   |       |           |   |       |          |   |       |                   |   |    |  |
| Disagree          | 0  | 0%  |        |        |            |                |    |        |       |   |       |           |   |       |          |   |       |                   |   |    |  |
| Strongly Disagree | 0  | 0%  |        |        |            |                |    |        |       |   |       |           |   |       |          |   |       |                   |   |    |  |
| 11                | The Instructor is fair in examination  | <table border="1"> <thead> <tr> <th>Choice</th> <th>Number</th> <th>Percentage</th> </tr> </thead> <tbody> <tr> <td>Strongly Agree</td> <td>13</td> <td>100%</td> </tr> <tr> <td>Agree</td> <td>0</td> <td>0%</td> </tr> <tr> <td>Uncertain</td> <td>0</td> <td>0%</td> </tr> <tr> <td>Disagree</td> <td>0</td> <td>0%</td> </tr> <tr> <td>Strongly Disagree</td> <td>0</td> <td>0%</td> </tr> </tbody> </table>      | Choice | Number | Percentage | Strongly Agree | 13 | 100%   | Agree | 0 | 0%    | Uncertain | 0 | 0%    | Disagree | 0 | 0%    | Strongly Disagree | 0 | 0% |  <p>100%</p> <ul style="list-style-type: none"> <li>● Stron...</li> </ul>                       |
| Choice            | Number   | Percentage  |        |        |            |                |    |        |       |   |       |           |   |       |          |   |       |                   |   |    |  |
| Strongly Agree    | 13   | 100%  |        |        |            |                |    |        |       |   |       |           |   |       |          |   |       |                   |   |    |  |
| Agree             | 0  | 0%  |        |        |            |                |    |        |       |   |       |           |   |       |          |   |       |                   |   |    |  |
| Uncertain         | 0  | 0%  |        |        |            |                |    |        |       |   |       |           |   |       |          |   |       |                   |   |    |  |
| Disagree          | 0  | 0%  |        |        |            |                |    |        |       |   |       |           |   |       |          |   |       |                   |   |    |  |
| Strongly Disagree | 0  | 0%  |        |        |            |                |    |        |       |   |       |           |   |       |          |   |       |                   |   |    |  |
| 12                | The Instructor returns the graded scripts etc. in a reasonable amount of time                    | <table border="1"> <thead> <tr> <th>Choice</th> <th>Number</th> <th>Percentage</th> </tr> </thead> <tbody> <tr> <td>Strongly Agree</td> <td>13</td> <td>100%</td> </tr> <tr> <td>Agree</td> <td>0</td> <td>0%</td> </tr> <tr> <td>Uncertain</td> <td>0</td> <td>0%</td> </tr> <tr> <td>Disagree</td> <td>0</td> <td>0%</td> </tr> <tr> <td>Strongly Disagree</td> <td>0</td> <td>0%</td> </tr> </tbody> </table>      | Choice | Number | Percentage | Strongly Agree | 13 | 100%   | Agree | 0 | 0%    | Uncertain | 0 | 0%    | Disagree | 0 | 0%    | Strongly Disagree | 0 | 0% |  <p>100%</p> <ul style="list-style-type: none"> <li>● Stron...</li> </ul>                      |
| Choice            | Number   | Percentage  |        |        |            |                |    |        |       |   |       |           |   |       |          |   |       |                   |   |    |  |
| Strongly Agree    | 13   | 100%  |        |        |            |                |    |        |       |   |       |           |   |       |          |   |       |                   |   |    |  |
| Agree             | 0  | 0%  |        |        |            |                |    |        |       |   |       |           |   |       |          |   |       |                   |   |    |  |
| Uncertain         | 0  | 0%  |        |        |            |                |    |        |       |   |       |           |   |       |          |   |       |                   |   |    |  |
| Disagree          | 0  | 0%  |        |        |            |                |    |        |       |   |       |           |   |       |          |   |       |                   |   |    |  |
| Strongly Disagree | 0  | 0%  |        |        |            |                |    |        |       |   |       |           |   |       |          |   |       |                   |   |    |  |
| 13                | The Instructor was available during the specified office hours and for after class consultations | <table border="1"> <thead> <tr> <th>Choice</th> <th>Number</th> <th>Percentage</th> </tr> </thead> <tbody> <tr> <td>Strongly Agree</td> <td>12</td> <td>92.31%</td> </tr> <tr> <td>Agree</td> <td>1</td> <td>7.69%</td> </tr> <tr> <td>Uncertain</td> <td>0</td> <td>0%</td> </tr> <tr> <td>Disagree</td> <td>0</td> <td>0%</td> </tr> <tr> <td>Strongly Disagree</td> <td>0</td> <td>0%</td> </tr> </tbody> </table> | Choice | Number | Percentage | Strongly Agree | 12 | 92.31% | Agree | 1 | 7.69% | Uncertain | 0 | 0%    | Disagree | 0 | 0%    | Strongly Disagree | 0 | 0% |  <p>92.3%</p> <ul style="list-style-type: none"> <li>● Stron...</li> <li>● Agree</li> </ul>   |
| Choice            | Number   | Percentage  |        |        |            |                |    |        |       |   |       |           |   |       |          |   |       |                   |   |    |  |
| Strongly Agree    | 12   | 92.31%  |        |        |            |                |    |        |       |   |       |           |   |       |          |   |       |                   |   |    |  |
| Agree             | 1  | 7.69%   |        |        |            |                |    |        |       |   |       |           |   |       |          |   |       |                   |   |    |  |
| Uncertain         | 0  | 0%  |        |        |            |                |    |        |       |   |       |           |   |       |          |   |       |                   |   |    |  |
| Disagree          | 0  | 0%  |        |        |            |                |    |        |       |   |       |           |   |       |          |   |       |                   |   |    |  |
| Strongly Disagree | 0  | 0%  |        |        |            |                |    |        |       |   |       |           |   |       |          |   |       |                   |   |    |  |
| 14                | The Subject matter presented in the course has increased your knowledge of the subject           | <table border="1"> <thead> <tr> <th>Choice</th> <th>Number</th> <th>Percentage</th> </tr> </thead> <tbody> <tr> <td>Strongly Agree</td> <td>12</td> <td>92.31%</td> </tr> <tr> <td>Agree</td> <td>0</td> <td>0%</td> </tr> <tr> <td>Uncertain</td> <td>0</td> <td>0%</td> </tr> <tr> <td>Disagree</td> <td>1</td> <td>7.69%</td> </tr> <tr> <td>Strongly Disagree</td> <td>0</td> <td>0%</td> </tr> </tbody> </table> | Choice | Number | Percentage | Strongly Agree | 12 | 92.31% | Agree | 0 | 0%    | Uncertain | 0 | 0%    | Disagree | 1 | 7.69% | Strongly Disagree | 0 | 0% |  <p>92.3%</p> <ul style="list-style-type: none"> <li>● Stron...</li> <li>● Disa...</li> </ul> |
| Choice            | Number   | Percentage  |        |        |            |                |    |        |       |   |       |           |   |       |          |   |       |                   |   |    |  |
| Strongly Agree    | 12   | 92.31%  |        |        |            |                |    |        |       |   |       |           |   |       |          |   |       |                   |   |    |  |
| Agree             | 0  | 0%  |        |        |            |                |    |        |       |   |       |           |   |       |          |   |       |                   |   |    |  |
| Uncertain         | 0  | 0%  |        |        |            |                |    |        |       |   |       |           |   |       |          |   |       |                   |   |    |  |
| Disagree          | 1  | 7.69%   |        |        |            |                |    |        |       |   |       |           |   |       |          |   |       |                   |   |    |  |
| Strongly Disagree | 0  | 0%  |        |        |            |                |    |        |       |   |       |           |   |       |          |   |       |                   |   |    |  |




| 15                      | The syllabus clearly states course objectives requirements, procedures and grading criteria | <table border="1"> <thead> <tr> <th>Choice</th> <th>Number</th> <th>Percentage</th> </tr> </thead> <tbody> <tr> <td>Strongly Agree</td> <td>12</td> <td>92.31%</td> </tr> <tr> <td>Agree</td> <td>1</td> <td>7.69%</td> </tr> <tr> <td>Uncertain</td> <td>0</td> <td>0%</td> </tr> <tr> <td>Disagree</td> <td>0</td> <td>0%</td> </tr> <tr> <td>Strongly Disagree</td> <td>0</td> <td>0%</td> </tr> </tbody> </table>    | Choice | Number | Percentage | Strongly Agree | 12 | 92.31% | Agree | 1 | 7.69% | Uncertain | 0 | 0%    | Disagree | 0 | 0%    | Strongly Disagree | 0 | 0% |  <p>92.3%</p> <ul style="list-style-type: none"> <li>● Stron...</li> <li>● Agree</li> </ul>                      |
|-------------------------|---|--|--------|--------|------------|----------------|----|--------|-------|---|-------|-----------|---|-------|----------|---|-------|-------------------|---|----|--|
| Choice                  | Number  | Percentage   |        |        |            |                |    |        |       |   |       |           |   |       |          |   |       |                   |   |    |  |
| Strongly Agree          | 12  | 92.31%   |        |        |            |                |    |        |       |   |       |           |   |       |          |   |       |                   |   |    |  |
| Agree                   | 1   | 7.69%  |        |        |            |                |    |        |       |   |       |           |   |       |          |   |       |                   |   |    |  |
| Uncertain               | 0   | 0%   |        |        |            |                |    |        |       |   |       |           |   |       |          |   |       |                   |   |    |  |
| Disagree                | 0   | 0%   |        |        |            |                |    |        |       |   |       |           |   |       |          |   |       |                   |   |    |  |
| Strongly Disagree       | 0   | 0%   |        |        |            |                |    |        |       |   |       |           |   |       |          |   |       |                   |   |    |  |
| 16                      | The course integrates theoretical course concepts with real-world applications              | <table border="1"> <thead> <tr> <th>Choice</th> <th>Number</th> <th>Percentage</th> </tr> </thead> <tbody> <tr> <td>Strongly Agree</td> <td>11</td> <td>84.62%</td> </tr> <tr> <td>Agree</td> <td>1</td> <td>7.69%</td> </tr> <tr> <td>Uncertain</td> <td>0</td> <td>0%</td> </tr> <tr> <td>Disagree</td> <td>1</td> <td>7.69%</td> </tr> <tr> <td>Strongly Disagree</td> <td>0</td> <td>0%</td> </tr> </tbody> </table> | Choice | Number | Percentage | Strongly Agree | 11 | 84.62% | Agree | 1 | 7.69% | Uncertain | 0 | 0%    | Disagree | 1 | 7.69% | Strongly Disagree | 0 | 0% |  <p>84.6%</p> <ul style="list-style-type: none"> <li>● Stron...</li> <li>● Agree</li> <li>● Disa...</li> </ul>  |
| Choice                  | Number  | Percentage   |        |        |            |                |    |        |       |   |       |           |   |       |          |   |       |                   |   |    |  |
| Strongly Agree          | 11  | 84.62%   |        |        |            |                |    |        |       |   |       |           |   |       |          |   |       |                   |   |    |  |
| Agree                   | 1   | 7.69%  |        |        |            |                |    |        |       |   |       |           |   |       |          |   |       |                   |   |    |  |
| Uncertain               | 0   | 0%   |        |        |            |                |    |        |       |   |       |           |   |       |          |   |       |                   |   |    |  |
| Disagree                | 1   | 7.69%  |        |        |            |                |    |        |       |   |       |           |   |       |          |   |       |                   |   |    |  |
| Strongly Disagree       | 0   | 0%   |        |        |            |                |    |        |       |   |       |           |   |       |          |   |       |                   |   |    |  |
| 17                      | The assignments and exams covered the materials presented in the course                     | <table border="1"> <thead> <tr> <th>Choice</th> <th>Number</th> <th>Percentage</th> </tr> </thead> <tbody> <tr> <td>Strongly Agree</td> <td>11</td> <td>84.62%</td> </tr> <tr> <td>Agree</td> <td>1</td> <td>7.69%</td> </tr> <tr> <td>Uncertain</td> <td>0</td> <td>0%</td> </tr> <tr> <td>Disagree</td> <td>1</td> <td>7.69%</td> </tr> <tr> <td>Strongly Disagree</td> <td>0</td> <td>0%</td> </tr> </tbody> </table> | Choice | Number | Percentage | Strongly Agree | 11 | 84.62% | Agree | 1 | 7.69% | Uncertain | 0 | 0%    | Disagree | 1 | 7.69% | Strongly Disagree | 0 | 0% |  <p>84.6%</p> <ul style="list-style-type: none"> <li>● Stron...</li> <li>● Agree</li> <li>● Disa...</li> </ul> |
| Choice                  | Number  | Percentage   |        |        |            |                |    |        |       |   |       |           |   |       |          |   |       |                   |   |    |  |
| Strongly Agree          | 11  | 84.62%   |        |        |            |                |    |        |       |   |       |           |   |       |          |   |       |                   |   |    |  |
| Agree                   | 1   | 7.69%  |        |        |            |                |    |        |       |   |       |           |   |       |          |   |       |                   |   |    |  |
| Uncertain               | 0   | 0%   |        |        |            |                |    |        |       |   |       |           |   |       |          |   |       |                   |   |    |  |
| Disagree                | 1   | 7.69%  |        |        |            |                |    |        |       |   |       |           |   |       |          |   |       |                   |   |    |  |
| Strongly Disagree       | 0   | 0%   |        |        |            |                |    |        |       |   |       |           |   |       |          |   |       |                   |   |    |  |
| 18                      | The course material is modern and updated   | <table border="1"> <thead> <tr> <th>Choice</th> <th>Number</th> <th>Percentage</th> </tr> </thead> <tbody> <tr> <td>Strongly Agree</td> <td>12</td> <td>92.31%</td> </tr> <tr> <td>Agree</td> <td>0</td> <td>0%</td> </tr> <tr> <td>Uncertain</td> <td>1</td> <td>7.69%</td> </tr> <tr> <td>Disagree</td> <td>0</td> <td>0%</td> </tr> <tr> <td>Strongly Disagree</td> <td>0</td> <td>0%</td> </tr> </tbody> </table>    | Choice | Number | Percentage | Strongly Agree | 12 | 92.31% | Agree | 0 | 0%    | Uncertain | 1 | 7.69% | Disagree | 0 | 0%    | Strongly Disagree | 0 | 0% |  <p>92.3%</p> <ul style="list-style-type: none"> <li>● Stron...</li> <li>● Unce...</li> </ul>                 |
| Choice                  | Number  | Percentage   |        |        |            |                |    |        |       |   |       |           |   |       |          |   |       |                   |   |    |  |
| Strongly Agree          | 12  | 92.31%   |        |        |            |                |    |        |       |   |       |           |   |       |          |   |       |                   |   |    |  |
| Agree                   | 0   | 0%   |        |        |            |                |    |        |       |   |       |           |   |       |          |   |       |                   |   |    |  |
| Uncertain               | 1   | 7.69%  |        |        |            |                |    |        |       |   |       |           |   |       |          |   |       |                   |   |    |  |
| Disagree                | 0   | 0%   |        |        |            |                |    |        |       |   |       |           |   |       |          |   |       |                   |   |    |  |
| Strongly Disagree       | 0   | 0%   |        |        |            |                |    |        |       |   |       |           |   |       |          |   |       |                   |   |    |  |
| <b>Teachers Comment</b> |   | <b>Course Comment</b>  |        |        |            |                |    |        |       |   |       |           |   |       |          |   |       |                   |   |    |  |

# Teacher Evaluation - Program: 0268

| Teacher Name: MUHAMMAD ZAHID |   | Course ID: MGT-103<br>Course Title: Business in Contemporary World   |        | Session: 2017 Fall |            |                |    |      |       |   |    |           |   |    |          |   |    |                   |   |    |  |  |  |
|------------------------------|---|--|--------|--------------------|------------|----------------|----|------|-------|---|----|-----------|---|----|----------|---|----|-------------------|---|----|--|--|--|
| Shift: Morning -- Section: A |   | Total Strength: 14   |        | Attempted: 13      |            |                |    |      |       |   |    |           |   |    |          |   |    |                   |   |    |  |  |  |
| S.No                         | Question  | Opinions   |        |                    | Chart      |                |    |      |       |   |    |           |   |    |          |   |    |                   |   |    |  |  |  |
| 1                            | The Instructor is prepared for each class                           | <table border="1"> <thead> <tr> <th>Choice</th> <th>Number</th> <th>Percentage</th> </tr> </thead> <tbody> <tr> <td>Strongly Agree</td> <td>13</td> <td>100%</td> </tr> <tr> <td>Agree</td> <td>0</td> <td>0%</td> </tr> <tr> <td>Uncertain</td> <td>0</td> <td>0%</td> </tr> <tr> <td>Disagree</td> <td>0</td> <td>0%</td> </tr> <tr> <td>Strongly Disagree</td> <td>0</td> <td>0%</td> </tr> </tbody> </table> | Choice | Number             | Percentage | Strongly Agree | 13 | 100% | Agree | 0 | 0% | Uncertain | 0 | 0% | Disagree | 0 | 0% | Strongly Disagree | 0 | 0% | <p>A pie chart with a single blue slice representing 100% of the responses. The text '100%' is written inside the slice. A legend to the right shows a blue dot next to the text 'Stron...'.</p> |  |  |
| Choice                       | Number  | Percentage   |        |                    |            |                |    |      |       |   |    |           |   |    |          |   |    |                   |   |    |  |  |  |
| Strongly Agree               | 13  | 100%   |        |                    |            |                |    |      |       |   |    |           |   |    |          |   |    |                   |   |    |  |  |  |
| Agree                        | 0   | 0%   |        |                    |            |                |    |      |       |   |    |           |   |    |          |   |    |                   |   |    |  |  |  |
| Uncertain                    | 0   | 0%   |        |                    |            |                |    |      |       |   |    |           |   |    |          |   |    |                   |   |    |  |  |  |
| Disagree                     | 0   | 0%   |        |                    |            |                |    |      |       |   |    |           |   |    |          |   |    |                   |   |    |  |  |  |
| Strongly Disagree            | 0   | 0%   |        |                    |            |                |    |      |       |   |    |           |   |    |          |   |    |                   |   |    |  |  |  |
| 2                            | The Instructor demonstrates knowledge of the subject                | <table border="1"> <thead> <tr> <th>Choice</th> <th>Number</th> <th>Percentage</th> </tr> </thead> <tbody> <tr> <td>Strongly Agree</td> <td>13</td> <td>100%</td> </tr> <tr> <td>Agree</td> <td>0</td> <td>0%</td> </tr> <tr> <td>Uncertain</td> <td>0</td> <td>0%</td> </tr> <tr> <td>Disagree</td> <td>0</td> <td>0%</td> </tr> <tr> <td>Strongly Disagree</td> <td>0</td> <td>0%</td> </tr> </tbody> </table> | Choice | Number             | Percentage | Strongly Agree | 13 | 100% | Agree | 0 | 0% | Uncertain | 0 | 0% | Disagree | 0 | 0% | Strongly Disagree | 0 | 0% | <p>A pie chart with a single blue slice representing 100% of the responses. The text '100%' is written inside the slice. A legend to the right shows a blue dot next to the text 'Stron...'.</p> |  |  |
| Choice                       | Number  | Percentage   |        |                    |            |                |    |      |       |   |    |           |   |    |          |   |    |                   |   |    |  |  |  |
| Strongly Agree               | 13  | 100%   |        |                    |            |                |    |      |       |   |    |           |   |    |          |   |    |                   |   |    |  |  |  |
| Agree                        | 0   | 0%   |        |                    |            |                |    |      |       |   |    |           |   |    |          |   |    |                   |   |    |  |  |  |
| Uncertain                    | 0   | 0%   |        |                    |            |                |    |      |       |   |    |           |   |    |          |   |    |                   |   |    |  |  |  |
| Disagree                     | 0   | 0%   |        |                    |            |                |    |      |       |   |    |           |   |    |          |   |    |                   |   |    |  |  |  |
| Strongly Disagree            | 0   | 0%   |        |                    |            |                |    |      |       |   |    |           |   |    |          |   |    |                   |   |    |  |  |  |
| 3                            | The Instructor has completed the whole course                       | <table border="1"> <thead> <tr> <th>Choice</th> <th>Number</th> <th>Percentage</th> </tr> </thead> <tbody> <tr> <td>Strongly Agree</td> <td>13</td> <td>100%</td> </tr> <tr> <td>Agree</td> <td>0</td> <td>0%</td> </tr> <tr> <td>Uncertain</td> <td>0</td> <td>0%</td> </tr> <tr> <td>Disagree</td> <td>0</td> <td>0%</td> </tr> <tr> <td>Strongly Disagree</td> <td>0</td> <td>0%</td> </tr> </tbody> </table> | Choice | Number             | Percentage | Strongly Agree | 13 | 100% | Agree | 0 | 0% | Uncertain | 0 | 0% | Disagree | 0 | 0% | Strongly Disagree | 0 | 0% | <p>A pie chart with a single blue slice representing 100% of the responses. The text '100%' is written inside the slice. A legend to the right shows a blue dot next to the text 'Stron...'.</p> |  |  |
| Choice                       | Number  | Percentage   |        |                    |            |                |    |      |       |   |    |           |   |    |          |   |    |                   |   |    |  |  |  |
| Strongly Agree               | 13  | 100%   |        |                    |            |                |    |      |       |   |    |           |   |    |          |   |    |                   |   |    |  |  |  |
| Agree                        | 0   | 0%   |        |                    |            |                |    |      |       |   |    |           |   |    |          |   |    |                   |   |    |  |  |  |
| Uncertain                    | 0   | 0%   |        |                    |            |                |    |      |       |   |    |           |   |    |          |   |    |                   |   |    |  |  |  |
| Disagree                     | 0   | 0%   |        |                    |            |                |    |      |       |   |    |           |   |    |          |   |    |                   |   |    |  |  |  |
| Strongly Disagree            | 0   | 0%   |        |                    |            |                |    |      |       |   |    |           |   |    |          |   |    |                   |   |    |  |  |  |
| 4                            | The Instructor provides additional material apart from the textbook | <table border="1"> <thead> <tr> <th>Choice</th> <th>Number</th> <th>Percentage</th> </tr> </thead> <tbody> <tr> <td>Strongly Agree</td> <td>13</td> <td>100%</td> </tr> <tr> <td>Agree</td> <td>0</td> <td>0%</td> </tr> <tr> <td>Uncertain</td> <td>0</td> <td>0%</td> </tr> <tr> <td>Disagree</td> <td>0</td> <td>0%</td> </tr> <tr> <td>Strongly Disagree</td> <td>0</td> <td>0%</td> </tr> </tbody> </table> | Choice | Number             | Percentage | Strongly Agree | 13 | 100% | Agree | 0 | 0% | Uncertain | 0 | 0% | Disagree | 0 | 0% | Strongly Disagree | 0 | 0% | <p>A pie chart with a single blue slice representing 100% of the responses. The text '100%' is written inside the slice. A legend to the right shows a blue dot next to the text 'Stron...'.</p> |  |  |
| Choice                       | Number  | Percentage   |        |                    |            |                |    |      |       |   |    |           |   |    |          |   |    |                   |   |    |  |  |  |
| Strongly Agree               | 13  | 100%   |        |                    |            |                |    |      |       |   |    |           |   |    |          |   |    |                   |   |    |  |  |  |
| Agree                        | 0   | 0%   |        |                    |            |                |    |      |       |   |    |           |   |    |          |   |    |                   |   |    |  |  |  |
| Uncertain                    | 0   | 0%   |        |                    |            |                |    |      |       |   |    |           |   |    |          |   |    |                   |   |    |  |  |  |
| Disagree                     | 0   | 0%   |        |                    |            |                |    |      |       |   |    |           |   |    |          |   |    |                   |   |    |  |  |  |
| Strongly Disagree            | 0   | 0%   |        |                    |            |                |    |      |       |   |    |           |   |    |          |   |    |                   |   |    |  |  |  |

| 5                 | The Instructor gives citations regarding current situations with reference to Pakistani context | <table border="1"> <thead> <tr> <th>Choice</th> <th>Number</th> <th>Percentage</th> </tr> </thead> <tbody> <tr> <td>Strongly Agree</td> <td>13</td> <td>100%</td> </tr> <tr> <td>Agree</td> <td>0</td> <td>0%</td> </tr> <tr> <td>Uncertain</td> <td>0</td> <td>0%</td> </tr> <tr> <td>Disagree</td> <td>0</td> <td>0%</td> </tr> <tr> <td>Strongly Disagree</td> <td>0</td> <td>0%</td> </tr> </tbody> </table> | Choice | Number | Percentage | Strongly Agree | 13 | 100% | Agree | 0 | 0% | Uncertain | 0 | 0% | Disagree | 0 | 0% | Strongly Disagree | 0 | 0% |  <p>100%</p> <p>● Stron...</p>    |
|-------------------|---|--|--------|--------|------------|----------------|----|------|-------|---|----|-----------|---|----|----------|---|----|-------------------|---|----|---|
| Choice            | Number  | Percentage   |        |        |            |                |    |      |       |   |    |           |   |    |          |   |    |                   |   |    |   |
| Strongly Agree    | 13  | 100%   |        |        |            |                |    |      |       |   |    |           |   |    |          |   |    |                   |   |    |   |
| Agree             | 0   | 0%   |        |        |            |                |    |      |       |   |    |           |   |    |          |   |    |                   |   |    |   |
| Uncertain         | 0   | 0%   |        |        |            |                |    |      |       |   |    |           |   |    |          |   |    |                   |   |    |   |
| Disagree          | 0   | 0%   |        |        |            |                |    |      |       |   |    |           |   |    |          |   |    |                   |   |    |   |
| Strongly Disagree | 0   | 0%   |        |        |            |                |    |      |       |   |    |           |   |    |          |   |    |                   |   |    |   |
| 6                 | The Instructor communicates the subject matter effectively                                      | <table border="1"> <thead> <tr> <th>Choice</th> <th>Number</th> <th>Percentage</th> </tr> </thead> <tbody> <tr> <td>Strongly Agree</td> <td>13</td> <td>100%</td> </tr> <tr> <td>Agree</td> <td>0</td> <td>0%</td> </tr> <tr> <td>Uncertain</td> <td>0</td> <td>0%</td> </tr> <tr> <td>Disagree</td> <td>0</td> <td>0%</td> </tr> <tr> <td>Strongly Disagree</td> <td>0</td> <td>0%</td> </tr> </tbody> </table> | Choice | Number | Percentage | Strongly Agree | 13 | 100% | Agree | 0 | 0% | Uncertain | 0 | 0% | Disagree | 0 | 0% | Strongly Disagree | 0 | 0% |  <p>100%</p> <p>● Stron...</p>   |
| Choice            | Number  | Percentage   |        |        |            |                |    |      |       |   |    |           |   |    |          |   |    |                   |   |    |   |
| Strongly Agree    | 13  | 100%   |        |        |            |                |    |      |       |   |    |           |   |    |          |   |    |                   |   |    |   |
| Agree             | 0   | 0%   |        |        |            |                |    |      |       |   |    |           |   |    |          |   |    |                   |   |    |   |
| Uncertain         | 0   | 0%   |        |        |            |                |    |      |       |   |    |           |   |    |          |   |    |                   |   |    |   |
| Disagree          | 0   | 0%   |        |        |            |                |    |      |       |   |    |           |   |    |          |   |    |                   |   |    |   |
| Strongly Disagree | 0   | 0%   |        |        |            |                |    |      |       |   |    |           |   |    |          |   |    |                   |   |    |   |
| 7                 | The Instructor shows respect towards students and encourages class participation                | <table border="1"> <thead> <tr> <th>Choice</th> <th>Number</th> <th>Percentage</th> </tr> </thead> <tbody> <tr> <td>Strongly Agree</td> <td>13</td> <td>100%</td> </tr> <tr> <td>Agree</td> <td>0</td> <td>0%</td> </tr> <tr> <td>Uncertain</td> <td>0</td> <td>0%</td> </tr> <tr> <td>Disagree</td> <td>0</td> <td>0%</td> </tr> <tr> <td>Strongly Disagree</td> <td>0</td> <td>0%</td> </tr> </tbody> </table> | Choice | Number | Percentage | Strongly Agree | 13 | 100% | Agree | 0 | 0% | Uncertain | 0 | 0% | Disagree | 0 | 0% | Strongly Disagree | 0 | 0% |  <p>100%</p> <p>● Stron...</p>  |
| Choice            | Number  | Percentage   |        |        |            |                |    |      |       |   |    |           |   |    |          |   |    |                   |   |    |   |
| Strongly Agree    | 13  | 100%   |        |        |            |                |    |      |       |   |    |           |   |    |          |   |    |                   |   |    |   |
| Agree             | 0   | 0%   |        |        |            |                |    |      |       |   |    |           |   |    |          |   |    |                   |   |    |   |
| Uncertain         | 0   | 0%   |        |        |            |                |    |      |       |   |    |           |   |    |          |   |    |                   |   |    |   |
| Disagree          | 0   | 0%   |        |        |            |                |    |      |       |   |    |           |   |    |          |   |    |                   |   |    |   |
| Strongly Disagree | 0   | 0%   |        |        |            |                |    |      |       |   |    |           |   |    |          |   |    |                   |   |    |   |
| 8                 | The Instructor maintains an environment that is conducive to learning                           | <table border="1"> <thead> <tr> <th>Choice</th> <th>Number</th> <th>Percentage</th> </tr> </thead> <tbody> <tr> <td>Strongly Agree</td> <td>13</td> <td>100%</td> </tr> <tr> <td>Agree</td> <td>0</td> <td>0%</td> </tr> <tr> <td>Uncertain</td> <td>0</td> <td>0%</td> </tr> <tr> <td>Disagree</td> <td>0</td> <td>0%</td> </tr> <tr> <td>Strongly Disagree</td> <td>0</td> <td>0%</td> </tr> </tbody> </table> | Choice | Number | Percentage | Strongly Agree | 13 | 100% | Agree | 0 | 0% | Uncertain | 0 | 0% | Disagree | 0 | 0% | Strongly Disagree | 0 | 0% |  <p>100%</p> <p>● Stron...</p> |
| Choice            | Number  | Percentage   |        |        |            |                |    |      |       |   |    |           |   |    |          |   |    |                   |   |    |   |
| Strongly Agree    | 13  | 100%   |        |        |            |                |    |      |       |   |    |           |   |    |          |   |    |                   |   |    |   |
| Agree             | 0   | 0%   |        |        |            |                |    |      |       |   |    |           |   |    |          |   |    |                   |   |    |   |
| Uncertain         | 0   | 0%   |        |        |            |                |    |      |       |   |    |           |   |    |          |   |    |                   |   |    |   |
| Disagree          | 0   | 0%   |        |        |            |                |    |      |       |   |    |           |   |    |          |   |    |                   |   |    |   |
| Strongly Disagree | 0   | 0%   |        |        |            |                |    |      |       |   |    |           |   |    |          |   |    |                   |   |    |   |
| 9                 | The Instructor arrives on time  | <table border="1"> <thead> <tr> <th>Choice</th> <th>Number</th> <th>Percentage</th> </tr> </thead> <tbody> <tr> <td>Strongly Agree</td> <td>13</td> <td>100%</td> </tr> <tr> <td>Agree</td> <td>0</td> <td>0%</td> </tr> <tr> <td>Uncertain</td> <td>0</td> <td>0%</td> </tr> <tr> <td>Disagree</td> <td>0</td> <td>0%</td> </tr> <tr> <td>Strongly Disagree</td> <td>0</td> <td>0%</td> </tr> </tbody> </table> | Choice | Number | Percentage | Strongly Agree | 13 | 100% | Agree | 0 | 0% | Uncertain | 0 | 0% | Disagree | 0 | 0% | Strongly Disagree | 0 | 0% |  <p>100%</p> <p>● Stron...</p> |
| Choice            | Number  | Percentage   |        |        |            |                |    |      |       |   |    |           |   |    |          |   |    |                   |   |    |   |
| Strongly Agree    | 13  | 100%   |        |        |            |                |    |      |       |   |    |           |   |    |          |   |    |                   |   |    |   |
| Agree             | 0   | 0%   |        |        |            |                |    |      |       |   |    |           |   |    |          |   |    |                   |   |    |   |
| Uncertain         | 0   | 0%   |        |        |            |                |    |      |       |   |    |           |   |    |          |   |    |                   |   |    |   |
| Disagree          | 0   | 0%   |        |        |            |                |    |      |       |   |    |           |   |    |          |   |    |                   |   |    |   |
| Strongly Disagree | 0   | 0%   |        |        |            |                |    |      |       |   |    |           |   |    |          |   |    |                   |   |    |   |

| 10                | The Instructor leaves on time  | <table border="1"> <thead> <tr> <th>Choice</th> <th>Number</th> <th>Percentage</th> </tr> </thead> <tbody> <tr> <td>Strongly Agree</td> <td>13</td> <td>100%</td> </tr> <tr> <td>Agree</td> <td>0</td> <td>0%</td> </tr> <tr> <td>Uncertain</td> <td>0</td> <td>0%</td> </tr> <tr> <td>Disagree</td> <td>0</td> <td>0%</td> </tr> <tr> <td>Strongly Disagree</td> <td>0</td> <td>0%</td> </tr> </tbody> </table> | Choice | Number | Percentage | Strongly Agree | 13 | 100% | Agree | 0 | 0% | Uncertain | 0 | 0% | Disagree | 0 | 0% | Strongly Disagree | 0 | 0% |  <p>100%</p> <p>● Stron...</p>    |
|-------------------|--|--|--------|--------|------------|----------------|----|------|-------|---|----|-----------|---|----|----------|---|----|-------------------|---|----|---|
| Choice            | Number   | Percentage   |        |        |            |                |    |      |       |   |    |           |   |    |          |   |    |                   |   |    |   |
| Strongly Agree    | 13   | 100%   |        |        |            |                |    |      |       |   |    |           |   |    |          |   |    |                   |   |    |   |
| Agree             | 0  | 0%   |        |        |            |                |    |      |       |   |    |           |   |    |          |   |    |                   |   |    |   |
| Uncertain         | 0  | 0%   |        |        |            |                |    |      |       |   |    |           |   |    |          |   |    |                   |   |    |   |
| Disagree          | 0  | 0%   |        |        |            |                |    |      |       |   |    |           |   |    |          |   |    |                   |   |    |   |
| Strongly Disagree | 0  | 0%   |        |        |            |                |    |      |       |   |    |           |   |    |          |   |    |                   |   |    |   |
| 11                | The Instructor is fair in examination  | <table border="1"> <thead> <tr> <th>Choice</th> <th>Number</th> <th>Percentage</th> </tr> </thead> <tbody> <tr> <td>Strongly Agree</td> <td>13</td> <td>100%</td> </tr> <tr> <td>Agree</td> <td>0</td> <td>0%</td> </tr> <tr> <td>Uncertain</td> <td>0</td> <td>0%</td> </tr> <tr> <td>Disagree</td> <td>0</td> <td>0%</td> </tr> <tr> <td>Strongly Disagree</td> <td>0</td> <td>0%</td> </tr> </tbody> </table> | Choice | Number | Percentage | Strongly Agree | 13 | 100% | Agree | 0 | 0% | Uncertain | 0 | 0% | Disagree | 0 | 0% | Strongly Disagree | 0 | 0% |  <p>100%</p> <p>● Stron...</p>   |
| Choice            | Number   | Percentage   |        |        |            |                |    |      |       |   |    |           |   |    |          |   |    |                   |   |    |   |
| Strongly Agree    | 13   | 100%   |        |        |            |                |    |      |       |   |    |           |   |    |          |   |    |                   |   |    |   |
| Agree             | 0  | 0%   |        |        |            |                |    |      |       |   |    |           |   |    |          |   |    |                   |   |    |   |
| Uncertain         | 0  | 0%   |        |        |            |                |    |      |       |   |    |           |   |    |          |   |    |                   |   |    |   |
| Disagree          | 0  | 0%   |        |        |            |                |    |      |       |   |    |           |   |    |          |   |    |                   |   |    |   |
| Strongly Disagree | 0  | 0%   |        |        |            |                |    |      |       |   |    |           |   |    |          |   |    |                   |   |    |   |
| 12                | The Instructor returns the graded scripts etc. in a reasonable amount of time                    | <table border="1"> <thead> <tr> <th>Choice</th> <th>Number</th> <th>Percentage</th> </tr> </thead> <tbody> <tr> <td>Strongly Agree</td> <td>13</td> <td>100%</td> </tr> <tr> <td>Agree</td> <td>0</td> <td>0%</td> </tr> <tr> <td>Uncertain</td> <td>0</td> <td>0%</td> </tr> <tr> <td>Disagree</td> <td>0</td> <td>0%</td> </tr> <tr> <td>Strongly Disagree</td> <td>0</td> <td>0%</td> </tr> </tbody> </table> | Choice | Number | Percentage | Strongly Agree | 13 | 100% | Agree | 0 | 0% | Uncertain | 0 | 0% | Disagree | 0 | 0% | Strongly Disagree | 0 | 0% |  <p>100%</p> <p>● Stron...</p>  |
| Choice            | Number   | Percentage   |        |        |            |                |    |      |       |   |    |           |   |    |          |   |    |                   |   |    |   |
| Strongly Agree    | 13   | 100%   |        |        |            |                |    |      |       |   |    |           |   |    |          |   |    |                   |   |    |   |
| Agree             | 0  | 0%   |        |        |            |                |    |      |       |   |    |           |   |    |          |   |    |                   |   |    |   |
| Uncertain         | 0  | 0%   |        |        |            |                |    |      |       |   |    |           |   |    |          |   |    |                   |   |    |   |
| Disagree          | 0  | 0%   |        |        |            |                |    |      |       |   |    |           |   |    |          |   |    |                   |   |    |   |
| Strongly Disagree | 0  | 0%   |        |        |            |                |    |      |       |   |    |           |   |    |          |   |    |                   |   |    |   |
| 13                | The Instructor was available during the specified office hours and for after class consultations | <table border="1"> <thead> <tr> <th>Choice</th> <th>Number</th> <th>Percentage</th> </tr> </thead> <tbody> <tr> <td>Strongly Agree</td> <td>13</td> <td>100%</td> </tr> <tr> <td>Agree</td> <td>0</td> <td>0%</td> </tr> <tr> <td>Uncertain</td> <td>0</td> <td>0%</td> </tr> <tr> <td>Disagree</td> <td>0</td> <td>0%</td> </tr> <tr> <td>Strongly Disagree</td> <td>0</td> <td>0%</td> </tr> </tbody> </table> | Choice | Number | Percentage | Strongly Agree | 13 | 100% | Agree | 0 | 0% | Uncertain | 0 | 0% | Disagree | 0 | 0% | Strongly Disagree | 0 | 0% |  <p>100%</p> <p>● Stron...</p> |
| Choice            | Number   | Percentage   |        |        |            |                |    |      |       |   |    |           |   |    |          |   |    |                   |   |    |   |
| Strongly Agree    | 13   | 100%   |        |        |            |                |    |      |       |   |    |           |   |    |          |   |    |                   |   |    |   |
| Agree             | 0  | 0%   |        |        |            |                |    |      |       |   |    |           |   |    |          |   |    |                   |   |    |   |
| Uncertain         | 0  | 0%   |        |        |            |                |    |      |       |   |    |           |   |    |          |   |    |                   |   |    |   |
| Disagree          | 0  | 0%   |        |        |            |                |    |      |       |   |    |           |   |    |          |   |    |                   |   |    |   |
| Strongly Disagree | 0  | 0%   |        |        |            |                |    |      |       |   |    |           |   |    |          |   |    |                   |   |    |   |
| 14                | The Subject matter presented in the course has increased your knowledge of the subject           | <table border="1"> <thead> <tr> <th>Choice</th> <th>Number</th> <th>Percentage</th> </tr> </thead> <tbody> <tr> <td>Strongly Agree</td> <td>13</td> <td>100%</td> </tr> <tr> <td>Agree</td> <td>0</td> <td>0%</td> </tr> <tr> <td>Uncertain</td> <td>0</td> <td>0%</td> </tr> <tr> <td>Disagree</td> <td>0</td> <td>0%</td> </tr> <tr> <td>Strongly Disagree</td> <td>0</td> <td>0%</td> </tr> </tbody> </table> | Choice | Number | Percentage | Strongly Agree | 13 | 100% | Agree | 0 | 0% | Uncertain | 0 | 0% | Disagree | 0 | 0% | Strongly Disagree | 0 | 0% |  <p>100%</p> <p>● Stron...</p> |
| Choice            | Number   | Percentage   |        |        |            |                |    |      |       |   |    |           |   |    |          |   |    |                   |   |    |   |
| Strongly Agree    | 13   | 100%   |        |        |            |                |    |      |       |   |    |           |   |    |          |   |    |                   |   |    |   |
| Agree             | 0  | 0%   |        |        |            |                |    |      |       |   |    |           |   |    |          |   |    |                   |   |    |   |
| Uncertain         | 0  | 0%   |        |        |            |                |    |      |       |   |    |           |   |    |          |   |    |                   |   |    |   |
| Disagree          | 0  | 0%   |        |        |            |                |    |      |       |   |    |           |   |    |          |   |    |                   |   |    |   |
| Strongly Disagree | 0  | 0%   |        |        |            |                |    |      |       |   |    |           |   |    |          |   |    |                   |   |    |   |

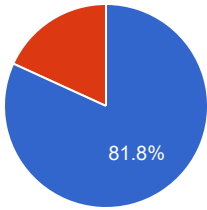
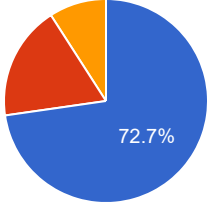
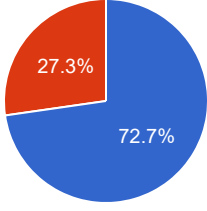
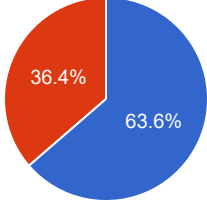
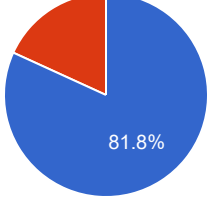
| 15                      | The syllabus clearly states course objectives requirements, procedures and grading criteria | <table border="1"> <thead> <tr> <th>Choice</th> <th>Number</th> <th>Percentage</th> </tr> </thead> <tbody> <tr> <td>Strongly Agree</td> <td>13</td> <td>100%</td> </tr> <tr> <td>Agree</td> <td>0</td> <td>0%</td> </tr> <tr> <td>Uncertain</td> <td>0</td> <td>0%</td> </tr> <tr> <td>Disagree</td> <td>0</td> <td>0%</td> </tr> <tr> <td>Strongly Disagree</td> <td>0</td> <td>0%</td> </tr> </tbody> </table> | Choice | Number | Percentage | Strongly Agree | 13 | 100% | Agree | 0 | 0% | Uncertain | 0 | 0% | Disagree | 0 | 0% | Strongly Disagree | 0 | 0% |  <p>100%</p> <p>● Stron...</p>    |
|-------------------------|---|--|--------|--------|------------|----------------|----|------|-------|---|----|-----------|---|----|----------|---|----|-------------------|---|----|---|
| Choice                  | Number  | Percentage   |        |        |            |                |    |      |       |   |    |           |   |    |          |   |    |                   |   |    |   |
| Strongly Agree          | 13  | 100%   |        |        |            |                |    |      |       |   |    |           |   |    |          |   |    |                   |   |    |   |
| Agree                   | 0   | 0%   |        |        |            |                |    |      |       |   |    |           |   |    |          |   |    |                   |   |    |   |
| Uncertain               | 0   | 0%   |        |        |            |                |    |      |       |   |    |           |   |    |          |   |    |                   |   |    |   |
| Disagree                | 0   | 0%   |        |        |            |                |    |      |       |   |    |           |   |    |          |   |    |                   |   |    |   |
| Strongly Disagree       | 0   | 0%   |        |        |            |                |    |      |       |   |    |           |   |    |          |   |    |                   |   |    |   |
| 16                      | The course integrates theoretical course concepts with real-world applications              | <table border="1"> <thead> <tr> <th>Choice</th> <th>Number</th> <th>Percentage</th> </tr> </thead> <tbody> <tr> <td>Strongly Agree</td> <td>13</td> <td>100%</td> </tr> <tr> <td>Agree</td> <td>0</td> <td>0%</td> </tr> <tr> <td>Uncertain</td> <td>0</td> <td>0%</td> </tr> <tr> <td>Disagree</td> <td>0</td> <td>0%</td> </tr> <tr> <td>Strongly Disagree</td> <td>0</td> <td>0%</td> </tr> </tbody> </table> | Choice | Number | Percentage | Strongly Agree | 13 | 100% | Agree | 0 | 0% | Uncertain | 0 | 0% | Disagree | 0 | 0% | Strongly Disagree | 0 | 0% |  <p>100%</p> <p>● Stron...</p>   |
| Choice                  | Number  | Percentage   |        |        |            |                |    |      |       |   |    |           |   |    |          |   |    |                   |   |    |   |
| Strongly Agree          | 13  | 100%   |        |        |            |                |    |      |       |   |    |           |   |    |          |   |    |                   |   |    |   |
| Agree                   | 0   | 0%   |        |        |            |                |    |      |       |   |    |           |   |    |          |   |    |                   |   |    |   |
| Uncertain               | 0   | 0%   |        |        |            |                |    |      |       |   |    |           |   |    |          |   |    |                   |   |    |   |
| Disagree                | 0   | 0%   |        |        |            |                |    |      |       |   |    |           |   |    |          |   |    |                   |   |    |   |
| Strongly Disagree       | 0   | 0%   |        |        |            |                |    |      |       |   |    |           |   |    |          |   |    |                   |   |    |   |
| 17                      | The assignments and exams covered the materials presented in the course                     | <table border="1"> <thead> <tr> <th>Choice</th> <th>Number</th> <th>Percentage</th> </tr> </thead> <tbody> <tr> <td>Strongly Agree</td> <td>13</td> <td>100%</td> </tr> <tr> <td>Agree</td> <td>0</td> <td>0%</td> </tr> <tr> <td>Uncertain</td> <td>0</td> <td>0%</td> </tr> <tr> <td>Disagree</td> <td>0</td> <td>0%</td> </tr> <tr> <td>Strongly Disagree</td> <td>0</td> <td>0%</td> </tr> </tbody> </table> | Choice | Number | Percentage | Strongly Agree | 13 | 100% | Agree | 0 | 0% | Uncertain | 0 | 0% | Disagree | 0 | 0% | Strongly Disagree | 0 | 0% |  <p>100%</p> <p>● Stron...</p>  |
| Choice                  | Number  | Percentage   |        |        |            |                |    |      |       |   |    |           |   |    |          |   |    |                   |   |    |   |
| Strongly Agree          | 13  | 100%   |        |        |            |                |    |      |       |   |    |           |   |    |          |   |    |                   |   |    |   |
| Agree                   | 0   | 0%   |        |        |            |                |    |      |       |   |    |           |   |    |          |   |    |                   |   |    |   |
| Uncertain               | 0   | 0%   |        |        |            |                |    |      |       |   |    |           |   |    |          |   |    |                   |   |    |   |
| Disagree                | 0   | 0%   |        |        |            |                |    |      |       |   |    |           |   |    |          |   |    |                   |   |    |   |
| Strongly Disagree       | 0   | 0%   |        |        |            |                |    |      |       |   |    |           |   |    |          |   |    |                   |   |    |   |
| 18                      | The course material is modern and updated   | <table border="1"> <thead> <tr> <th>Choice</th> <th>Number</th> <th>Percentage</th> </tr> </thead> <tbody> <tr> <td>Strongly Agree</td> <td>13</td> <td>100%</td> </tr> <tr> <td>Agree</td> <td>0</td> <td>0%</td> </tr> <tr> <td>Uncertain</td> <td>0</td> <td>0%</td> </tr> <tr> <td>Disagree</td> <td>0</td> <td>0%</td> </tr> <tr> <td>Strongly Disagree</td> <td>0</td> <td>0%</td> </tr> </tbody> </table> | Choice | Number | Percentage | Strongly Agree | 13 | 100% | Agree | 0 | 0% | Uncertain | 0 | 0% | Disagree | 0 | 0% | Strongly Disagree | 0 | 0% |  <p>100%</p> <p>● Stron...</p> |
| Choice                  | Number  | Percentage   |        |        |            |                |    |      |       |   |    |           |   |    |          |   |    |                   |   |    |   |
| Strongly Agree          | 13  | 100%   |        |        |            |                |    |      |       |   |    |           |   |    |          |   |    |                   |   |    |   |
| Agree                   | 0   | 0%   |        |        |            |                |    |      |       |   |    |           |   |    |          |   |    |                   |   |    |   |
| Uncertain               | 0   | 0%   |        |        |            |                |    |      |       |   |    |           |   |    |          |   |    |                   |   |    |   |
| Disagree                | 0   | 0%   |        |        |            |                |    |      |       |   |    |           |   |    |          |   |    |                   |   |    |   |
| Strongly Disagree       | 0   | 0%   |        |        |            |                |    |      |       |   |    |           |   |    |          |   |    |                   |   |    |   |
| <b>Teachers Comment</b> |   | <b>Course Comment</b>  |        |        |            |                |    |      |       |   |    |           |   |    |          |   |    |                   |   |    |   |

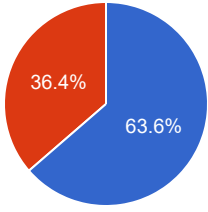
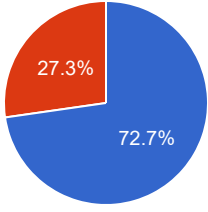
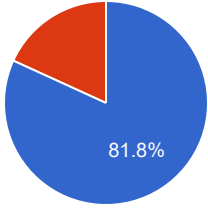
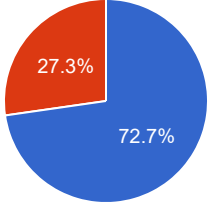


# Teacher Evaluation - Program: 0268

| Teacher Name: SHEEBA SADAF   |   | Course ID: ENG-111<br>Course Title: Freshman English - I  |        | Session: 2017 Fall |            |                |   |        |       |   |        |           |   |    |          |   |    |                   |   |    |   |  |  |
|------------------------------|---|---|--------|--------------------|------------|----------------|---|--------|-------|---|--------|-----------|---|----|----------|---|----|-------------------|---|----|---|--|--|
| Shift: Morning -- Section: A |   | Total Strength: 14  |        | Attempted: 11      |            |                |   |        |       |   |        |           |   |    |          |   |    |                   |   |    |   |  |  |
| S.No                         | Question  | Opinions  |        |                    | Chart      |                |   |        |       |   |        |           |   |    |          |   |    |                   |   |    |   |  |  |
| 1                            | The Instructor is prepared for each class                           | <table border="1"> <thead> <tr> <th>Choice</th> <th>Number</th> <th>Percentage</th> </tr> </thead> <tbody> <tr> <td>Strongly Agree</td> <td>8</td> <td>72.73%</td> </tr> <tr> <td>Agree</td> <td>3</td> <td>27.27%</td> </tr> <tr> <td>Uncertain</td> <td>0</td> <td>0%</td> </tr> <tr> <td>Disagree</td> <td>0</td> <td>0%</td> </tr> <tr> <td>Strongly Disagree</td> <td>0</td> <td>0%</td> </tr> </tbody> </table> | Choice | Number             | Percentage | Strongly Agree | 8 | 72.73% | Agree | 3 | 27.27% | Uncertain | 0 | 0% | Disagree | 0 | 0% | Strongly Disagree | 0 | 0% | <p>A pie chart with two segments: a large blue segment representing 'Strongly Agree' at 72.7% and a smaller red segment representing 'Agree' at 27.3%. A legend to the right shows a blue circle for 'Stron...' and a red circle for 'Agree'.</p> |  |  |
| Choice                       | Number  | Percentage  |        |                    |            |                |   |        |       |   |        |           |   |    |          |   |    |                   |   |    |   |  |  |
| Strongly Agree               | 8   | 72.73%  |        |                    |            |                |   |        |       |   |        |           |   |    |          |   |    |                   |   |    |   |  |  |
| Agree                        | 3   | 27.27%  |        |                    |            |                |   |        |       |   |        |           |   |    |          |   |    |                   |   |    |   |  |  |
| Uncertain                    | 0   | 0%  |        |                    |            |                |   |        |       |   |        |           |   |    |          |   |    |                   |   |    |   |  |  |
| Disagree                     | 0   | 0%  |        |                    |            |                |   |        |       |   |        |           |   |    |          |   |    |                   |   |    |   |  |  |
| Strongly Disagree            | 0   | 0%  |        |                    |            |                |   |        |       |   |        |           |   |    |          |   |    |                   |   |    |   |  |  |
| 2                            | The Instructor demonstrates knowledge of the subject                | <table border="1"> <thead> <tr> <th>Choice</th> <th>Number</th> <th>Percentage</th> </tr> </thead> <tbody> <tr> <td>Strongly Agree</td> <td>9</td> <td>81.82%</td> </tr> <tr> <td>Agree</td> <td>2</td> <td>18.18%</td> </tr> <tr> <td>Uncertain</td> <td>0</td> <td>0%</td> </tr> <tr> <td>Disagree</td> <td>0</td> <td>0%</td> </tr> <tr> <td>Strongly Disagree</td> <td>0</td> <td>0%</td> </tr> </tbody> </table> | Choice | Number             | Percentage | Strongly Agree | 9 | 81.82% | Agree | 2 | 18.18% | Uncertain | 0 | 0% | Disagree | 0 | 0% | Strongly Disagree | 0 | 0% | <p>A pie chart with two segments: a large blue segment representing 'Strongly Agree' at 81.8% and a smaller red segment representing 'Agree' at 18.2%. A legend to the right shows a blue circle for 'Stron...' and a red circle for 'Agree'.</p> |  |  |
| Choice                       | Number  | Percentage  |        |                    |            |                |   |        |       |   |        |           |   |    |          |   |    |                   |   |    |   |  |  |
| Strongly Agree               | 9   | 81.82%  |        |                    |            |                |   |        |       |   |        |           |   |    |          |   |    |                   |   |    |   |  |  |
| Agree                        | 2   | 18.18%  |        |                    |            |                |   |        |       |   |        |           |   |    |          |   |    |                   |   |    |   |  |  |
| Uncertain                    | 0   | 0%  |        |                    |            |                |   |        |       |   |        |           |   |    |          |   |    |                   |   |    |   |  |  |
| Disagree                     | 0   | 0%  |        |                    |            |                |   |        |       |   |        |           |   |    |          |   |    |                   |   |    |   |  |  |
| Strongly Disagree            | 0   | 0%  |        |                    |            |                |   |        |       |   |        |           |   |    |          |   |    |                   |   |    |   |  |  |
| 3                            | The Instructor has completed the whole course                       | <table border="1"> <thead> <tr> <th>Choice</th> <th>Number</th> <th>Percentage</th> </tr> </thead> <tbody> <tr> <td>Strongly Agree</td> <td>9</td> <td>81.82%</td> </tr> <tr> <td>Agree</td> <td>2</td> <td>18.18%</td> </tr> <tr> <td>Uncertain</td> <td>0</td> <td>0%</td> </tr> <tr> <td>Disagree</td> <td>0</td> <td>0%</td> </tr> <tr> <td>Strongly Disagree</td> <td>0</td> <td>0%</td> </tr> </tbody> </table> | Choice | Number             | Percentage | Strongly Agree | 9 | 81.82% | Agree | 2 | 18.18% | Uncertain | 0 | 0% | Disagree | 0 | 0% | Strongly Disagree | 0 | 0% | <p>A pie chart with two segments: a large blue segment representing 'Strongly Agree' at 81.8% and a smaller red segment representing 'Agree' at 18.2%. A legend to the right shows a blue circle for 'Stron...' and a red circle for 'Agree'.</p> |  |  |
| Choice                       | Number  | Percentage  |        |                    |            |                |   |        |       |   |        |           |   |    |          |   |    |                   |   |    |   |  |  |
| Strongly Agree               | 9   | 81.82%  |        |                    |            |                |   |        |       |   |        |           |   |    |          |   |    |                   |   |    |   |  |  |
| Agree                        | 2   | 18.18%  |        |                    |            |                |   |        |       |   |        |           |   |    |          |   |    |                   |   |    |   |  |  |
| Uncertain                    | 0   | 0%  |        |                    |            |                |   |        |       |   |        |           |   |    |          |   |    |                   |   |    |   |  |  |
| Disagree                     | 0   | 0%  |        |                    |            |                |   |        |       |   |        |           |   |    |          |   |    |                   |   |    |   |  |  |
| Strongly Disagree            | 0   | 0%  |        |                    |            |                |   |        |       |   |        |           |   |    |          |   |    |                   |   |    |   |  |  |
| 4                            | The Instructor provides additional material apart from the textbook | <table border="1"> <thead> <tr> <th>Choice</th> <th>Number</th> <th>Percentage</th> </tr> </thead> <tbody> <tr> <td>Strongly Agree</td> <td>7</td> <td>63.64%</td> </tr> <tr> <td>Agree</td> <td>4</td> <td>36.36%</td> </tr> <tr> <td>Uncertain</td> <td>0</td> <td>0%</td> </tr> <tr> <td>Disagree</td> <td>0</td> <td>0%</td> </tr> <tr> <td>Strongly Disagree</td> <td>0</td> <td>0%</td> </tr> </tbody> </table> | Choice | Number             | Percentage | Strongly Agree | 7 | 63.64% | Agree | 4 | 36.36% | Uncertain | 0 | 0% | Disagree | 0 | 0% | Strongly Disagree | 0 | 0% | <p>A pie chart with two segments: a large blue segment representing 'Strongly Agree' at 63.6% and a smaller red segment representing 'Agree' at 36.4%. A legend to the right shows a blue circle for 'Stron...' and a red circle for 'Agree'.</p> |  |  |
| Choice                       | Number  | Percentage  |        |                    |            |                |   |        |       |   |        |           |   |    |          |   |    |                   |   |    |   |  |  |
| Strongly Agree               | 7   | 63.64%  |        |                    |            |                |   |        |       |   |        |           |   |    |          |   |    |                   |   |    |   |  |  |
| Agree                        | 4   | 36.36%  |        |                    |            |                |   |        |       |   |        |           |   |    |          |   |    |                   |   |    |   |  |  |
| Uncertain                    | 0   | 0%  |        |                    |            |                |   |        |       |   |        |           |   |    |          |   |    |                   |   |    |   |  |  |
| Disagree                     | 0   | 0%  |        |                    |            |                |   |        |       |   |        |           |   |    |          |   |    |                   |   |    |   |  |  |
| Strongly Disagree            | 0   | 0%  |        |                    |            |                |   |        |       |   |        |           |   |    |          |   |    |                   |   |    |   |  |  |

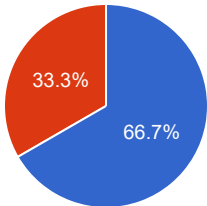
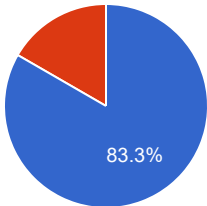
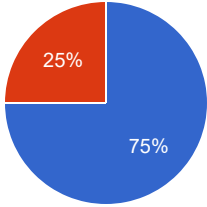
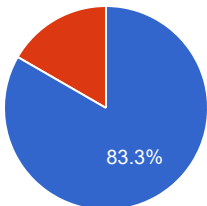
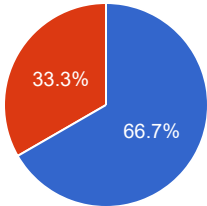
| 5                 | The Instructor gives citations regarding current situations with reference to Pakistani context | <table border="1"> <thead> <tr> <th>Choice</th> <th>Number</th> <th>Percentage</th> </tr> </thead> <tbody> <tr> <td>Strongly Agree</td> <td>8</td> <td>72.73%</td> </tr> <tr> <td>Agree</td> <td>2</td> <td>18.18%</td> </tr> <tr> <td>Uncertain</td> <td>1</td> <td>9.09%</td> </tr> <tr> <td>Disagree</td> <td>0</td> <td>0%</td> </tr> <tr> <td>Strongly Disagree</td> <td>0</td> <td>0%</td> </tr> </tbody> </table> | Choice | Number | Percentage | Strongly Agree | 8  | 72.73% | Agree | 2 | 18.18% | Uncertain | 1 | 9.09% | Disagree | 0 | 0% | Strongly Disagree | 0 | 0% | <p>72.7%</p> <ul style="list-style-type: none"> <li>● Stron...</li> <li>● Agree</li> <li>● Unce...</li> </ul> |
|-------------------|---|--|--------|--------|------------|----------------|----|--------|-------|---|--------|-----------|---|-------|----------|---|----|-------------------|---|----|---|
| Choice            | Number  | Percentage   |        |        |            |                |    |        |       |   |        |           |   |       |          |   |    |                   |   |    |   |
| Strongly Agree    | 8   | 72.73%   |        |        |            |                |    |        |       |   |        |           |   |       |          |   |    |                   |   |    |   |
| Agree             | 2   | 18.18%   |        |        |            |                |    |        |       |   |        |           |   |       |          |   |    |                   |   |    |   |
| Uncertain         | 1   | 9.09%  |        |        |            |                |    |        |       |   |        |           |   |       |          |   |    |                   |   |    |   |
| Disagree          | 0   | 0%   |        |        |            |                |    |        |       |   |        |           |   |       |          |   |    |                   |   |    |   |
| Strongly Disagree | 0   | 0%   |        |        |            |                |    |        |       |   |        |           |   |       |          |   |    |                   |   |    |   |
| 6                 | The Instructor communicates the subject matter effectively                                      | <table border="1"> <thead> <tr> <th>Choice</th> <th>Number</th> <th>Percentage</th> </tr> </thead> <tbody> <tr> <td>Strongly Agree</td> <td>8</td> <td>72.73%</td> </tr> <tr> <td>Agree</td> <td>3</td> <td>27.27%</td> </tr> <tr> <td>Uncertain</td> <td>0</td> <td>0%</td> </tr> <tr> <td>Disagree</td> <td>0</td> <td>0%</td> </tr> <tr> <td>Strongly Disagree</td> <td>0</td> <td>0%</td> </tr> </tbody> </table>    | Choice | Number | Percentage | Strongly Agree | 8  | 72.73% | Agree | 3 | 27.27% | Uncertain | 0 | 0%    | Disagree | 0 | 0% | Strongly Disagree | 0 | 0% | <p>72.7%</p> <p>27.3%</p> <ul style="list-style-type: none"> <li>● Stron...</li> <li>● Agree</li> </ul>       |
| Choice            | Number  | Percentage   |        |        |            |                |    |        |       |   |        |           |   |       |          |   |    |                   |   |    |   |
| Strongly Agree    | 8   | 72.73%   |        |        |            |                |    |        |       |   |        |           |   |       |          |   |    |                   |   |    |   |
| Agree             | 3   | 27.27%   |        |        |            |                |    |        |       |   |        |           |   |       |          |   |    |                   |   |    |   |
| Uncertain         | 0   | 0%   |        |        |            |                |    |        |       |   |        |           |   |       |          |   |    |                   |   |    |   |
| Disagree          | 0   | 0%   |        |        |            |                |    |        |       |   |        |           |   |       |          |   |    |                   |   |    |   |
| Strongly Disagree | 0   | 0%   |        |        |            |                |    |        |       |   |        |           |   |       |          |   |    |                   |   |    |   |
| 7                 | The Instructor shows respect towards students and encourages class participation                | <table border="1"> <thead> <tr> <th>Choice</th> <th>Number</th> <th>Percentage</th> </tr> </thead> <tbody> <tr> <td>Strongly Agree</td> <td>9</td> <td>81.82%</td> </tr> <tr> <td>Agree</td> <td>2</td> <td>18.18%</td> </tr> <tr> <td>Uncertain</td> <td>0</td> <td>0%</td> </tr> <tr> <td>Disagree</td> <td>0</td> <td>0%</td> </tr> <tr> <td>Strongly Disagree</td> <td>0</td> <td>0%</td> </tr> </tbody> </table>    | Choice | Number | Percentage | Strongly Agree | 9  | 81.82% | Agree | 2 | 18.18% | Uncertain | 0 | 0%    | Disagree | 0 | 0% | Strongly Disagree | 0 | 0% | <p>81.8%</p> <ul style="list-style-type: none"> <li>● Stron...</li> <li>● Agree</li> </ul>                    |
| Choice            | Number  | Percentage   |        |        |            |                |    |        |       |   |        |           |   |       |          |   |    |                   |   |    |   |
| Strongly Agree    | 9   | 81.82%   |        |        |            |                |    |        |       |   |        |           |   |       |          |   |    |                   |   |    |   |
| Agree             | 2   | 18.18%   |        |        |            |                |    |        |       |   |        |           |   |       |          |   |    |                   |   |    |   |
| Uncertain         | 0   | 0%   |        |        |            |                |    |        |       |   |        |           |   |       |          |   |    |                   |   |    |   |
| Disagree          | 0   | 0%   |        |        |            |                |    |        |       |   |        |           |   |       |          |   |    |                   |   |    |   |
| Strongly Disagree | 0   | 0%   |        |        |            |                |    |        |       |   |        |           |   |       |          |   |    |                   |   |    |   |
| 8                 | The Instructor maintains an environment that is conducive to learning                           | <table border="1"> <thead> <tr> <th>Choice</th> <th>Number</th> <th>Percentage</th> </tr> </thead> <tbody> <tr> <td>Strongly Agree</td> <td>10</td> <td>90.91%</td> </tr> <tr> <td>Agree</td> <td>1</td> <td>9.09%</td> </tr> <tr> <td>Uncertain</td> <td>0</td> <td>0%</td> </tr> <tr> <td>Disagree</td> <td>0</td> <td>0%</td> </tr> <tr> <td>Strongly Disagree</td> <td>0</td> <td>0%</td> </tr> </tbody> </table>    | Choice | Number | Percentage | Strongly Agree | 10 | 90.91% | Agree | 1 | 9.09%  | Uncertain | 0 | 0%    | Disagree | 0 | 0% | Strongly Disagree | 0 | 0% | <p>90.9%</p> <ul style="list-style-type: none"> <li>● Stron...</li> <li>● Agree</li> </ul>                    |
| Choice            | Number  | Percentage   |        |        |            |                |    |        |       |   |        |           |   |       |          |   |    |                   |   |    |   |
| Strongly Agree    | 10  | 90.91%   |        |        |            |                |    |        |       |   |        |           |   |       |          |   |    |                   |   |    |   |
| Agree             | 1   | 9.09%  |        |        |            |                |    |        |       |   |        |           |   |       |          |   |    |                   |   |    |   |
| Uncertain         | 0   | 0%   |        |        |            |                |    |        |       |   |        |           |   |       |          |   |    |                   |   |    |   |
| Disagree          | 0   | 0%   |        |        |            |                |    |        |       |   |        |           |   |       |          |   |    |                   |   |    |   |
| Strongly Disagree | 0   | 0%   |        |        |            |                |    |        |       |   |        |           |   |       |          |   |    |                   |   |    |   |
| 9                 | The Instructor arrives on time  | <table border="1"> <thead> <tr> <th>Choice</th> <th>Number</th> <th>Percentage</th> </tr> </thead> <tbody> <tr> <td>Strongly Agree</td> <td>10</td> <td>90.91%</td> </tr> <tr> <td>Agree</td> <td>1</td> <td>9.09%</td> </tr> <tr> <td>Uncertain</td> <td>0</td> <td>0%</td> </tr> <tr> <td>Disagree</td> <td>0</td> <td>0%</td> </tr> <tr> <td>Strongly Disagree</td> <td>0</td> <td>0%</td> </tr> </tbody> </table>    | Choice | Number | Percentage | Strongly Agree | 10 | 90.91% | Agree | 1 | 9.09%  | Uncertain | 0 | 0%    | Disagree | 0 | 0% | Strongly Disagree | 0 | 0% | <p>90.9%</p> <ul style="list-style-type: none"> <li>● Stron...</li> <li>● Agree</li> </ul>                    |
| Choice            | Number  | Percentage   |        |        |            |                |    |        |       |   |        |           |   |       |          |   |    |                   |   |    |   |
| Strongly Agree    | 10  | 90.91%   |        |        |            |                |    |        |       |   |        |           |   |       |          |   |    |                   |   |    |   |
| Agree             | 1   | 9.09%  |        |        |            |                |    |        |       |   |        |           |   |       |          |   |    |                   |   |    |   |
| Uncertain         | 0   | 0%   |        |        |            |                |    |        |       |   |        |           |   |       |          |   |    |                   |   |    |   |
| Disagree          | 0   | 0%   |        |        |            |                |    |        |       |   |        |           |   |       |          |   |    |                   |   |    |   |
| Strongly Disagree | 0   | 0%   |        |        |            |                |    |        |       |   |        |           |   |       |          |   |    |                   |   |    |   |

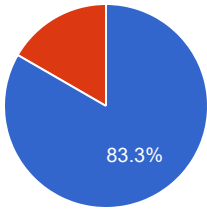
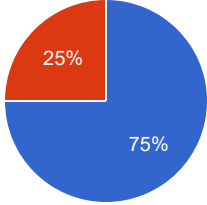
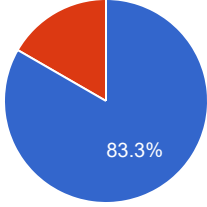
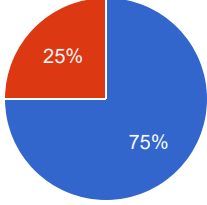
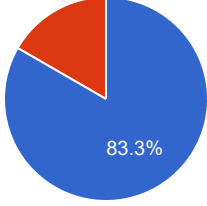
| 10                | The Instructor leaves on time  | <table border="1"> <thead> <tr> <th>Choice</th> <th>Number</th> <th>Percentage</th> </tr> </thead> <tbody> <tr> <td>Strongly Agree</td> <td>9</td> <td>81.82%</td> </tr> <tr> <td>Agree</td> <td>2</td> <td>18.18%</td> </tr> <tr> <td>Uncertain</td> <td>0</td> <td>0%</td> </tr> <tr> <td>Disagree</td> <td>0</td> <td>0%</td> </tr> <tr> <td>Strongly Disagree</td> <td>0</td> <td>0%</td> </tr> </tbody> </table>    | Choice | Number | Percentage | Strongly Agree | 9 | 81.82% | Agree | 2 | 18.18% | Uncertain | 0 | 0%    | Disagree | 0 | 0% | Strongly Disagree | 0 | 0% |  <p>81.8%</p> <ul style="list-style-type: none"> <li>● Stron...</li> <li>● Agree</li> </ul>                     |
|-------------------|--|--|--------|--------|------------|----------------|---|--------|-------|---|--------|-----------|---|-------|----------|---|----|-------------------|---|----|---|
| Choice            | Number   | Percentage   |        |        |            |                |   |        |       |   |        |           |   |       |          |   |    |                   |   |    |   |
| Strongly Agree    | 9  | 81.82%   |        |        |            |                |   |        |       |   |        |           |   |       |          |   |    |                   |   |    |   |
| Agree             | 2  | 18.18%   |        |        |            |                |   |        |       |   |        |           |   |       |          |   |    |                   |   |    |   |
| Uncertain         | 0  | 0%   |        |        |            |                |   |        |       |   |        |           |   |       |          |   |    |                   |   |    |   |
| Disagree          | 0  | 0%   |        |        |            |                |   |        |       |   |        |           |   |       |          |   |    |                   |   |    |   |
| Strongly Disagree | 0  | 0%   |        |        |            |                |   |        |       |   |        |           |   |       |          |   |    |                   |   |    |   |
| 11                | The Instructor is fair in examination  | <table border="1"> <thead> <tr> <th>Choice</th> <th>Number</th> <th>Percentage</th> </tr> </thead> <tbody> <tr> <td>Strongly Agree</td> <td>8</td> <td>72.73%</td> </tr> <tr> <td>Agree</td> <td>2</td> <td>18.18%</td> </tr> <tr> <td>Uncertain</td> <td>1</td> <td>9.09%</td> </tr> <tr> <td>Disagree</td> <td>0</td> <td>0%</td> </tr> <tr> <td>Strongly Disagree</td> <td>0</td> <td>0%</td> </tr> </tbody> </table> | Choice | Number | Percentage | Strongly Agree | 8 | 72.73% | Agree | 2 | 18.18% | Uncertain | 1 | 9.09% | Disagree | 0 | 0% | Strongly Disagree | 0 | 0% |  <p>72.7%</p> <ul style="list-style-type: none"> <li>● Stron...</li> <li>● Agree</li> <li>● Unce...</li> </ul> |
| Choice            | Number   | Percentage   |        |        |            |                |   |        |       |   |        |           |   |       |          |   |    |                   |   |    |   |
| Strongly Agree    | 8  | 72.73%   |        |        |            |                |   |        |       |   |        |           |   |       |          |   |    |                   |   |    |   |
| Agree             | 2  | 18.18%   |        |        |            |                |   |        |       |   |        |           |   |       |          |   |    |                   |   |    |   |
| Uncertain         | 1  | 9.09%  |        |        |            |                |   |        |       |   |        |           |   |       |          |   |    |                   |   |    |   |
| Disagree          | 0  | 0%   |        |        |            |                |   |        |       |   |        |           |   |       |          |   |    |                   |   |    |   |
| Strongly Disagree | 0  | 0%   |        |        |            |                |   |        |       |   |        |           |   |       |          |   |    |                   |   |    |   |
| 12                | The Instructor returns the graded scripts etc. in a reasonable amount of time                    | <table border="1"> <thead> <tr> <th>Choice</th> <th>Number</th> <th>Percentage</th> </tr> </thead> <tbody> <tr> <td>Strongly Agree</td> <td>8</td> <td>72.73%</td> </tr> <tr> <td>Agree</td> <td>3</td> <td>27.27%</td> </tr> <tr> <td>Uncertain</td> <td>0</td> <td>0%</td> </tr> <tr> <td>Disagree</td> <td>0</td> <td>0%</td> </tr> <tr> <td>Strongly Disagree</td> <td>0</td> <td>0%</td> </tr> </tbody> </table>    | Choice | Number | Percentage | Strongly Agree | 8 | 72.73% | Agree | 3 | 27.27% | Uncertain | 0 | 0%    | Disagree | 0 | 0% | Strongly Disagree | 0 | 0% |  <p>72.7%</p> <p>27.3%</p> <ul style="list-style-type: none"> <li>● Stron...</li> <li>● Agree</li> </ul>      |
| Choice            | Number   | Percentage   |        |        |            |                |   |        |       |   |        |           |   |       |          |   |    |                   |   |    |   |
| Strongly Agree    | 8  | 72.73%   |        |        |            |                |   |        |       |   |        |           |   |       |          |   |    |                   |   |    |   |
| Agree             | 3  | 27.27%   |        |        |            |                |   |        |       |   |        |           |   |       |          |   |    |                   |   |    |   |
| Uncertain         | 0  | 0%   |        |        |            |                |   |        |       |   |        |           |   |       |          |   |    |                   |   |    |   |
| Disagree          | 0  | 0%   |        |        |            |                |   |        |       |   |        |           |   |       |          |   |    |                   |   |    |   |
| Strongly Disagree | 0  | 0%   |        |        |            |                |   |        |       |   |        |           |   |       |          |   |    |                   |   |    |   |
| 13                | The Instructor was available during the specified office hours and for after class consultations | <table border="1"> <thead> <tr> <th>Choice</th> <th>Number</th> <th>Percentage</th> </tr> </thead> <tbody> <tr> <td>Strongly Agree</td> <td>7</td> <td>63.64%</td> </tr> <tr> <td>Agree</td> <td>4</td> <td>36.36%</td> </tr> <tr> <td>Uncertain</td> <td>0</td> <td>0%</td> </tr> <tr> <td>Disagree</td> <td>0</td> <td>0%</td> </tr> <tr> <td>Strongly Disagree</td> <td>0</td> <td>0%</td> </tr> </tbody> </table>    | Choice | Number | Percentage | Strongly Agree | 7 | 63.64% | Agree | 4 | 36.36% | Uncertain | 0 | 0%    | Disagree | 0 | 0% | Strongly Disagree | 0 | 0% |  <p>63.6%</p> <p>36.4%</p> <ul style="list-style-type: none"> <li>● Stron...</li> <li>● Agree</li> </ul>     |
| Choice            | Number   | Percentage   |        |        |            |                |   |        |       |   |        |           |   |       |          |   |    |                   |   |    |   |
| Strongly Agree    | 7  | 63.64%   |        |        |            |                |   |        |       |   |        |           |   |       |          |   |    |                   |   |    |   |
| Agree             | 4  | 36.36%   |        |        |            |                |   |        |       |   |        |           |   |       |          |   |    |                   |   |    |   |
| Uncertain         | 0  | 0%   |        |        |            |                |   |        |       |   |        |           |   |       |          |   |    |                   |   |    |   |
| Disagree          | 0  | 0%   |        |        |            |                |   |        |       |   |        |           |   |       |          |   |    |                   |   |    |   |
| Strongly Disagree | 0  | 0%   |        |        |            |                |   |        |       |   |        |           |   |       |          |   |    |                   |   |    |   |
| 14                | The Subject matter presented in the course has increased your knowledge of the subject           | <table border="1"> <thead> <tr> <th>Choice</th> <th>Number</th> <th>Percentage</th> </tr> </thead> <tbody> <tr> <td>Strongly Agree</td> <td>9</td> <td>81.82%</td> </tr> <tr> <td>Agree</td> <td>2</td> <td>18.18%</td> </tr> <tr> <td>Uncertain</td> <td>0</td> <td>0%</td> </tr> <tr> <td>Disagree</td> <td>0</td> <td>0%</td> </tr> <tr> <td>Strongly Disagree</td> <td>0</td> <td>0%</td> </tr> </tbody> </table>    | Choice | Number | Percentage | Strongly Agree | 9 | 81.82% | Agree | 2 | 18.18% | Uncertain | 0 | 0%    | Disagree | 0 | 0% | Strongly Disagree | 0 | 0% |  <p>81.8%</p> <ul style="list-style-type: none"> <li>● Stron...</li> <li>● Agree</li> </ul>                  |
| Choice            | Number   | Percentage   |        |        |            |                |   |        |       |   |        |           |   |       |          |   |    |                   |   |    |   |
| Strongly Agree    | 9  | 81.82%   |        |        |            |                |   |        |       |   |        |           |   |       |          |   |    |                   |   |    |   |
| Agree             | 2  | 18.18%   |        |        |            |                |   |        |       |   |        |           |   |       |          |   |    |                   |   |    |   |
| Uncertain         | 0  | 0%   |        |        |            |                |   |        |       |   |        |           |   |       |          |   |    |                   |   |    |   |
| Disagree          | 0  | 0%   |        |        |            |                |   |        |       |   |        |           |   |       |          |   |    |                   |   |    |   |
| Strongly Disagree | 0  | 0%   |        |        |            |                |   |        |       |   |        |           |   |       |          |   |    |                   |   |    |   |

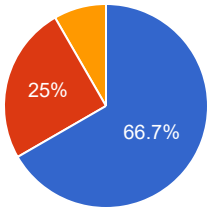
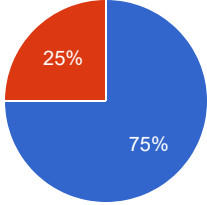
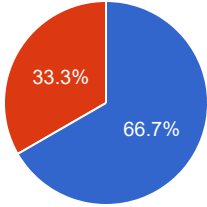
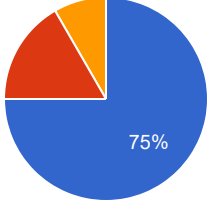
| 15                      | The syllabus clearly states course objectives requirements, procedures and grading criteria | <table border="1"> <thead> <tr> <th>Choice</th> <th>Number</th> <th>Percentage</th> </tr> </thead> <tbody> <tr> <td>Strongly Agree</td> <td>7</td> <td>63.64%</td> </tr> <tr> <td>Agree</td> <td>4</td> <td>36.36%</td> </tr> <tr> <td>Uncertain</td> <td>0</td> <td>0%</td> </tr> <tr> <td>Disagree</td> <td>0</td> <td>0%</td> </tr> <tr> <td>Strongly Disagree</td> <td>0</td> <td>0%</td> </tr> </tbody> </table> | Choice | Number | Percentage | Strongly Agree | 7 | 63.64% | Agree | 4 | 36.36% | Uncertain | 0 | 0% | Disagree | 0 | 0% | Strongly Disagree | 0 | 0% |  <p>● Stron...<br/>● Agree</p>    |
|-------------------------|---|---|--------|--------|------------|----------------|---|--------|-------|---|--------|-----------|---|----|----------|---|----|-------------------|---|----|---|
| Choice                  | Number  | Percentage  |        |        |            |                |   |        |       |   |        |           |   |    |          |   |    |                   |   |    |   |
| Strongly Agree          | 7   | 63.64%  |        |        |            |                |   |        |       |   |        |           |   |    |          |   |    |                   |   |    |   |
| Agree                   | 4   | 36.36%  |        |        |            |                |   |        |       |   |        |           |   |    |          |   |    |                   |   |    |   |
| Uncertain               | 0   | 0%  |        |        |            |                |   |        |       |   |        |           |   |    |          |   |    |                   |   |    |   |
| Disagree                | 0   | 0%  |        |        |            |                |   |        |       |   |        |           |   |    |          |   |    |                   |   |    |   |
| Strongly Disagree       | 0   | 0%  |        |        |            |                |   |        |       |   |        |           |   |    |          |   |    |                   |   |    |   |
| 16                      | The course integrates theoretical course concepts with real-world applications              | <table border="1"> <thead> <tr> <th>Choice</th> <th>Number</th> <th>Percentage</th> </tr> </thead> <tbody> <tr> <td>Strongly Agree</td> <td>8</td> <td>72.73%</td> </tr> <tr> <td>Agree</td> <td>3</td> <td>27.27%</td> </tr> <tr> <td>Uncertain</td> <td>0</td> <td>0%</td> </tr> <tr> <td>Disagree</td> <td>0</td> <td>0%</td> </tr> <tr> <td>Strongly Disagree</td> <td>0</td> <td>0%</td> </tr> </tbody> </table> | Choice | Number | Percentage | Strongly Agree | 8 | 72.73% | Agree | 3 | 27.27% | Uncertain | 0 | 0% | Disagree | 0 | 0% | Strongly Disagree | 0 | 0% |  <p>● Stron...<br/>● Agree</p>   |
| Choice                  | Number  | Percentage  |        |        |            |                |   |        |       |   |        |           |   |    |          |   |    |                   |   |    |   |
| Strongly Agree          | 8   | 72.73%  |        |        |            |                |   |        |       |   |        |           |   |    |          |   |    |                   |   |    |   |
| Agree                   | 3   | 27.27%  |        |        |            |                |   |        |       |   |        |           |   |    |          |   |    |                   |   |    |   |
| Uncertain               | 0   | 0%  |        |        |            |                |   |        |       |   |        |           |   |    |          |   |    |                   |   |    |   |
| Disagree                | 0   | 0%  |        |        |            |                |   |        |       |   |        |           |   |    |          |   |    |                   |   |    |   |
| Strongly Disagree       | 0   | 0%  |        |        |            |                |   |        |       |   |        |           |   |    |          |   |    |                   |   |    |   |
| 17                      | The assignments and exams covered the materials presented in the course                     | <table border="1"> <thead> <tr> <th>Choice</th> <th>Number</th> <th>Percentage</th> </tr> </thead> <tbody> <tr> <td>Strongly Agree</td> <td>9</td> <td>81.82%</td> </tr> <tr> <td>Agree</td> <td>2</td> <td>18.18%</td> </tr> <tr> <td>Uncertain</td> <td>0</td> <td>0%</td> </tr> <tr> <td>Disagree</td> <td>0</td> <td>0%</td> </tr> <tr> <td>Strongly Disagree</td> <td>0</td> <td>0%</td> </tr> </tbody> </table> | Choice | Number | Percentage | Strongly Agree | 9 | 81.82% | Agree | 2 | 18.18% | Uncertain | 0 | 0% | Disagree | 0 | 0% | Strongly Disagree | 0 | 0% |  <p>● Stron...<br/>● Agree</p>  |
| Choice                  | Number  | Percentage  |        |        |            |                |   |        |       |   |        |           |   |    |          |   |    |                   |   |    |   |
| Strongly Agree          | 9   | 81.82%  |        |        |            |                |   |        |       |   |        |           |   |    |          |   |    |                   |   |    |   |
| Agree                   | 2   | 18.18%  |        |        |            |                |   |        |       |   |        |           |   |    |          |   |    |                   |   |    |   |
| Uncertain               | 0   | 0%  |        |        |            |                |   |        |       |   |        |           |   |    |          |   |    |                   |   |    |   |
| Disagree                | 0   | 0%  |        |        |            |                |   |        |       |   |        |           |   |    |          |   |    |                   |   |    |   |
| Strongly Disagree       | 0   | 0%  |        |        |            |                |   |        |       |   |        |           |   |    |          |   |    |                   |   |    |   |
| 18                      | The course material is modern and updated   | <table border="1"> <thead> <tr> <th>Choice</th> <th>Number</th> <th>Percentage</th> </tr> </thead> <tbody> <tr> <td>Strongly Agree</td> <td>8</td> <td>72.73%</td> </tr> <tr> <td>Agree</td> <td>3</td> <td>27.27%</td> </tr> <tr> <td>Uncertain</td> <td>0</td> <td>0%</td> </tr> <tr> <td>Disagree</td> <td>0</td> <td>0%</td> </tr> <tr> <td>Strongly Disagree</td> <td>0</td> <td>0%</td> </tr> </tbody> </table> | Choice | Number | Percentage | Strongly Agree | 8 | 72.73% | Agree | 3 | 27.27% | Uncertain | 0 | 0% | Disagree | 0 | 0% | Strongly Disagree | 0 | 0% |  <p>● Stron...<br/>● Agree</p> |
| Choice                  | Number  | Percentage  |        |        |            |                |   |        |       |   |        |           |   |    |          |   |    |                   |   |    |   |
| Strongly Agree          | 8   | 72.73%  |        |        |            |                |   |        |       |   |        |           |   |    |          |   |    |                   |   |    |   |
| Agree                   | 3   | 27.27%  |        |        |            |                |   |        |       |   |        |           |   |    |          |   |    |                   |   |    |   |
| Uncertain               | 0   | 0%  |        |        |            |                |   |        |       |   |        |           |   |    |          |   |    |                   |   |    |   |
| Disagree                | 0   | 0%  |        |        |            |                |   |        |       |   |        |           |   |    |          |   |    |                   |   |    |   |
| Strongly Disagree       | 0   | 0%  |        |        |            |                |   |        |       |   |        |           |   |    |          |   |    |                   |   |    |   |
| <b>Teachers Comment</b> |   | <b>Course Comment</b>   |        |        |            |                |   |        |       |   |        |           |   |    |          |   |    |                   |   |    |   |

# Teacher Evaluation - Program: 0268

| Teacher Name: MUHAMMAD KAMRAN |   | Course ID: MTS-104<br>Course Title: Business Mathematics  |        | Session: 2017 Fall |            |                |   |        |       |   |        |           |   |    |          |   |    |                   |   |    |   |  |  |
|-------------------------------|---|---|--------|--------------------|------------|----------------|---|--------|-------|---|--------|-----------|---|----|----------|---|----|-------------------|---|----|---|--|--|
| Shift: Morning -- Section: C  |   | Total Strength: 14  |        | Attempted: 12      |            |                |   |        |       |   |        |           |   |    |          |   |    |                   |   |    |   |  |  |
| S.No                          | Question  | Opinions  |        |                    | Chart      |                |   |        |       |   |        |           |   |    |          |   |    |                   |   |    |   |  |  |
| 1                             | The Instructor is prepared for each class                           | <table border="1"> <thead> <tr> <th>Choice</th> <th>Number</th> <th>Percentage</th> </tr> </thead> <tbody> <tr> <td>Strongly Agree</td> <td>9</td> <td>75%</td> </tr> <tr> <td>Agree</td> <td>3</td> <td>25%</td> </tr> <tr> <td>Uncertain</td> <td>0</td> <td>0%</td> </tr> <tr> <td>Disagree</td> <td>0</td> <td>0%</td> </tr> <tr> <td>Strongly Disagree</td> <td>0</td> <td>0%</td> </tr> </tbody> </table>       | Choice | Number             | Percentage | Strongly Agree | 9 | 75%    | Agree | 3 | 25%    | Uncertain | 0 | 0% | Disagree | 0 | 0% | Strongly Disagree | 0 | 0% | <p>A pie chart with a blue section representing 75% (Strongly Agree) and a red section representing 25% (Agree). A legend to the right shows a blue circle for 'Stron...' and a red circle for 'Agree'.</p>     |  |  |
| Choice                        | Number  | Percentage  |        |                    |            |                |   |        |       |   |        |           |   |    |          |   |    |                   |   |    |   |  |  |
| Strongly Agree                | 9   | 75%   |        |                    |            |                |   |        |       |   |        |           |   |    |          |   |    |                   |   |    |   |  |  |
| Agree                         | 3   | 25%   |        |                    |            |                |   |        |       |   |        |           |   |    |          |   |    |                   |   |    |   |  |  |
| Uncertain                     | 0   | 0%  |        |                    |            |                |   |        |       |   |        |           |   |    |          |   |    |                   |   |    |   |  |  |
| Disagree                      | 0   | 0%  |        |                    |            |                |   |        |       |   |        |           |   |    |          |   |    |                   |   |    |   |  |  |
| Strongly Disagree             | 0   | 0%  |        |                    |            |                |   |        |       |   |        |           |   |    |          |   |    |                   |   |    |   |  |  |
| 2                             | The Instructor demonstrates knowledge of the subject                | <table border="1"> <thead> <tr> <th>Choice</th> <th>Number</th> <th>Percentage</th> </tr> </thead> <tbody> <tr> <td>Strongly Agree</td> <td>9</td> <td>75%</td> </tr> <tr> <td>Agree</td> <td>3</td> <td>25%</td> </tr> <tr> <td>Uncertain</td> <td>0</td> <td>0%</td> </tr> <tr> <td>Disagree</td> <td>0</td> <td>0%</td> </tr> <tr> <td>Strongly Disagree</td> <td>0</td> <td>0%</td> </tr> </tbody> </table>       | Choice | Number             | Percentage | Strongly Agree | 9 | 75%    | Agree | 3 | 25%    | Uncertain | 0 | 0% | Disagree | 0 | 0% | Strongly Disagree | 0 | 0% | <p>A pie chart with a blue section representing 75% (Strongly Agree) and a red section representing 25% (Agree). A legend to the right shows a blue circle for 'Stron...' and a red circle for 'Agree'.</p>     |  |  |
| Choice                        | Number  | Percentage  |        |                    |            |                |   |        |       |   |        |           |   |    |          |   |    |                   |   |    |   |  |  |
| Strongly Agree                | 9   | 75%   |        |                    |            |                |   |        |       |   |        |           |   |    |          |   |    |                   |   |    |   |  |  |
| Agree                         | 3   | 25%   |        |                    |            |                |   |        |       |   |        |           |   |    |          |   |    |                   |   |    |   |  |  |
| Uncertain                     | 0   | 0%  |        |                    |            |                |   |        |       |   |        |           |   |    |          |   |    |                   |   |    |   |  |  |
| Disagree                      | 0   | 0%  |        |                    |            |                |   |        |       |   |        |           |   |    |          |   |    |                   |   |    |   |  |  |
| Strongly Disagree             | 0   | 0%  |        |                    |            |                |   |        |       |   |        |           |   |    |          |   |    |                   |   |    |   |  |  |
| 3                             | The Instructor has completed the whole course                       | <table border="1"> <thead> <tr> <th>Choice</th> <th>Number</th> <th>Percentage</th> </tr> </thead> <tbody> <tr> <td>Strongly Agree</td> <td>8</td> <td>66.67%</td> </tr> <tr> <td>Agree</td> <td>4</td> <td>33.33%</td> </tr> <tr> <td>Uncertain</td> <td>0</td> <td>0%</td> </tr> <tr> <td>Disagree</td> <td>0</td> <td>0%</td> </tr> <tr> <td>Strongly Disagree</td> <td>0</td> <td>0%</td> </tr> </tbody> </table> | Choice | Number             | Percentage | Strongly Agree | 8 | 66.67% | Agree | 4 | 33.33% | Uncertain | 0 | 0% | Disagree | 0 | 0% | Strongly Disagree | 0 | 0% | <p>A pie chart with a blue section representing 66.7% (Strongly Agree) and a red section representing 33.3% (Agree). A legend to the right shows a blue circle for 'Stron...' and a red circle for 'Agree'.</p> |  |  |
| Choice                        | Number  | Percentage  |        |                    |            |                |   |        |       |   |        |           |   |    |          |   |    |                   |   |    |   |  |  |
| Strongly Agree                | 8   | 66.67%  |        |                    |            |                |   |        |       |   |        |           |   |    |          |   |    |                   |   |    |   |  |  |
| Agree                         | 4   | 33.33%  |        |                    |            |                |   |        |       |   |        |           |   |    |          |   |    |                   |   |    |   |  |  |
| Uncertain                     | 0   | 0%  |        |                    |            |                |   |        |       |   |        |           |   |    |          |   |    |                   |   |    |   |  |  |
| Disagree                      | 0   | 0%  |        |                    |            |                |   |        |       |   |        |           |   |    |          |   |    |                   |   |    |   |  |  |
| Strongly Disagree             | 0   | 0%  |        |                    |            |                |   |        |       |   |        |           |   |    |          |   |    |                   |   |    |   |  |  |
| 4                             | The Instructor provides additional material apart from the textbook | <table border="1"> <thead> <tr> <th>Choice</th> <th>Number</th> <th>Percentage</th> </tr> </thead> <tbody> <tr> <td>Strongly Agree</td> <td>9</td> <td>75%</td> </tr> <tr> <td>Agree</td> <td>3</td> <td>25%</td> </tr> <tr> <td>Uncertain</td> <td>0</td> <td>0%</td> </tr> <tr> <td>Disagree</td> <td>0</td> <td>0%</td> </tr> <tr> <td>Strongly Disagree</td> <td>0</td> <td>0%</td> </tr> </tbody> </table>       | Choice | Number             | Percentage | Strongly Agree | 9 | 75%    | Agree | 3 | 25%    | Uncertain | 0 | 0% | Disagree | 0 | 0% | Strongly Disagree | 0 | 0% | <p>A pie chart with a blue section representing 75% (Strongly Agree) and a red section representing 25% (Agree). A legend to the right shows a blue circle for 'Stron...' and a red circle for 'Agree'.</p>     |  |  |
| Choice                        | Number  | Percentage  |        |                    |            |                |   |        |       |   |        |           |   |    |          |   |    |                   |   |    |   |  |  |
| Strongly Agree                | 9   | 75%   |        |                    |            |                |   |        |       |   |        |           |   |    |          |   |    |                   |   |    |   |  |  |
| Agree                         | 3   | 25%   |        |                    |            |                |   |        |       |   |        |           |   |    |          |   |    |                   |   |    |   |  |  |
| Uncertain                     | 0   | 0%  |        |                    |            |                |   |        |       |   |        |           |   |    |          |   |    |                   |   |    |   |  |  |
| Disagree                      | 0   | 0%  |        |                    |            |                |   |        |       |   |        |           |   |    |          |   |    |                   |   |    |   |  |  |
| Strongly Disagree             | 0   | 0%  |        |                    |            |                |   |        |       |   |        |           |   |    |          |   |    |                   |   |    |   |  |  |

| 5                 | The Instructor gives citations regarding current situations with reference to Pakistani context | <table border="1"> <thead> <tr> <th>Choice</th> <th>Number</th> <th>Percentage</th> </tr> </thead> <tbody> <tr> <td>Strongly Agree</td> <td>8</td> <td>66.67%</td> </tr> <tr> <td>Agree</td> <td>4</td> <td>33.33%</td> </tr> <tr> <td>Uncertain</td> <td>0</td> <td>0%</td> </tr> <tr> <td>Disagree</td> <td>0</td> <td>0%</td> </tr> <tr> <td>Strongly Disagree</td> <td>0</td> <td>0%</td> </tr> </tbody> </table>  | Choice | Number | Percentage | Strongly Agree | 8  | 66.67% | Agree | 4 | 33.33% | Uncertain | 0 | 0% | Disagree | 0 | 0% | Strongly Disagree | 0 | 0% |  <p>● Stron...<br/>● Agree</p>    |
|-------------------|---|--|--------|--------|------------|----------------|----|--------|-------|---|--------|-----------|---|----|----------|---|----|-------------------|---|----|---|
| Choice            | Number  | Percentage   |        |        |            |                |    |        |       |   |        |           |   |    |          |   |    |                   |   |    |   |
| Strongly Agree    | 8   | 66.67%   |        |        |            |                |    |        |       |   |        |           |   |    |          |   |    |                   |   |    |   |
| Agree             | 4   | 33.33%   |        |        |            |                |    |        |       |   |        |           |   |    |          |   |    |                   |   |    |   |
| Uncertain         | 0   | 0%   |        |        |            |                |    |        |       |   |        |           |   |    |          |   |    |                   |   |    |   |
| Disagree          | 0   | 0%   |        |        |            |                |    |        |       |   |        |           |   |    |          |   |    |                   |   |    |   |
| Strongly Disagree | 0   | 0%   |        |        |            |                |    |        |       |   |        |           |   |    |          |   |    |                   |   |    |   |
| 6                 | The Instructor communicates the subject matter effectively                                      | <table border="1"> <thead> <tr> <th>Choice</th> <th>Number</th> <th>Percentage</th> </tr> </thead> <tbody> <tr> <td>Strongly Agree</td> <td>10</td> <td>83.33%</td> </tr> <tr> <td>Agree</td> <td>2</td> <td>16.67%</td> </tr> <tr> <td>Uncertain</td> <td>0</td> <td>0%</td> </tr> <tr> <td>Disagree</td> <td>0</td> <td>0%</td> </tr> <tr> <td>Strongly Disagree</td> <td>0</td> <td>0%</td> </tr> </tbody> </table> | Choice | Number | Percentage | Strongly Agree | 10 | 83.33% | Agree | 2 | 16.67% | Uncertain | 0 | 0% | Disagree | 0 | 0% | Strongly Disagree | 0 | 0% |  <p>● Stron...<br/>● Agree</p>   |
| Choice            | Number  | Percentage   |        |        |            |                |    |        |       |   |        |           |   |    |          |   |    |                   |   |    |   |
| Strongly Agree    | 10  | 83.33%   |        |        |            |                |    |        |       |   |        |           |   |    |          |   |    |                   |   |    |   |
| Agree             | 2   | 16.67%   |        |        |            |                |    |        |       |   |        |           |   |    |          |   |    |                   |   |    |   |
| Uncertain         | 0   | 0%   |        |        |            |                |    |        |       |   |        |           |   |    |          |   |    |                   |   |    |   |
| Disagree          | 0   | 0%   |        |        |            |                |    |        |       |   |        |           |   |    |          |   |    |                   |   |    |   |
| Strongly Disagree | 0   | 0%   |        |        |            |                |    |        |       |   |        |           |   |    |          |   |    |                   |   |    |   |
| 7                 | The Instructor shows respect towards students and encourages class participation                | <table border="1"> <thead> <tr> <th>Choice</th> <th>Number</th> <th>Percentage</th> </tr> </thead> <tbody> <tr> <td>Strongly Agree</td> <td>9</td> <td>75%</td> </tr> <tr> <td>Agree</td> <td>3</td> <td>25%</td> </tr> <tr> <td>Uncertain</td> <td>0</td> <td>0%</td> </tr> <tr> <td>Disagree</td> <td>0</td> <td>0%</td> </tr> <tr> <td>Strongly Disagree</td> <td>0</td> <td>0%</td> </tr> </tbody> </table>        | Choice | Number | Percentage | Strongly Agree | 9  | 75%    | Agree | 3 | 25%    | Uncertain | 0 | 0% | Disagree | 0 | 0% | Strongly Disagree | 0 | 0% |  <p>● Stron...<br/>● Agree</p>  |
| Choice            | Number  | Percentage   |        |        |            |                |    |        |       |   |        |           |   |    |          |   |    |                   |   |    |   |
| Strongly Agree    | 9   | 75%  |        |        |            |                |    |        |       |   |        |           |   |    |          |   |    |                   |   |    |   |
| Agree             | 3   | 25%  |        |        |            |                |    |        |       |   |        |           |   |    |          |   |    |                   |   |    |   |
| Uncertain         | 0   | 0%   |        |        |            |                |    |        |       |   |        |           |   |    |          |   |    |                   |   |    |   |
| Disagree          | 0   | 0%   |        |        |            |                |    |        |       |   |        |           |   |    |          |   |    |                   |   |    |   |
| Strongly Disagree | 0   | 0%   |        |        |            |                |    |        |       |   |        |           |   |    |          |   |    |                   |   |    |   |
| 8                 | The Instructor maintains an environment that is conducive to learning                           | <table border="1"> <thead> <tr> <th>Choice</th> <th>Number</th> <th>Percentage</th> </tr> </thead> <tbody> <tr> <td>Strongly Agree</td> <td>10</td> <td>83.33%</td> </tr> <tr> <td>Agree</td> <td>2</td> <td>16.67%</td> </tr> <tr> <td>Uncertain</td> <td>0</td> <td>0%</td> </tr> <tr> <td>Disagree</td> <td>0</td> <td>0%</td> </tr> <tr> <td>Strongly Disagree</td> <td>0</td> <td>0%</td> </tr> </tbody> </table> | Choice | Number | Percentage | Strongly Agree | 10 | 83.33% | Agree | 2 | 16.67% | Uncertain | 0 | 0% | Disagree | 0 | 0% | Strongly Disagree | 0 | 0% |  <p>● Stron...<br/>● Agree</p> |
| Choice            | Number  | Percentage   |        |        |            |                |    |        |       |   |        |           |   |    |          |   |    |                   |   |    |   |
| Strongly Agree    | 10  | 83.33%   |        |        |            |                |    |        |       |   |        |           |   |    |          |   |    |                   |   |    |   |
| Agree             | 2   | 16.67%   |        |        |            |                |    |        |       |   |        |           |   |    |          |   |    |                   |   |    |   |
| Uncertain         | 0   | 0%   |        |        |            |                |    |        |       |   |        |           |   |    |          |   |    |                   |   |    |   |
| Disagree          | 0   | 0%   |        |        |            |                |    |        |       |   |        |           |   |    |          |   |    |                   |   |    |   |
| Strongly Disagree | 0   | 0%   |        |        |            |                |    |        |       |   |        |           |   |    |          |   |    |                   |   |    |   |
| 9                 | The Instructor arrives on time  | <table border="1"> <thead> <tr> <th>Choice</th> <th>Number</th> <th>Percentage</th> </tr> </thead> <tbody> <tr> <td>Strongly Agree</td> <td>8</td> <td>66.67%</td> </tr> <tr> <td>Agree</td> <td>4</td> <td>33.33%</td> </tr> <tr> <td>Uncertain</td> <td>0</td> <td>0%</td> </tr> <tr> <td>Disagree</td> <td>0</td> <td>0%</td> </tr> <tr> <td>Strongly Disagree</td> <td>0</td> <td>0%</td> </tr> </tbody> </table>  | Choice | Number | Percentage | Strongly Agree | 8  | 66.67% | Agree | 4 | 33.33% | Uncertain | 0 | 0% | Disagree | 0 | 0% | Strongly Disagree | 0 | 0% |  <p>● Stron...<br/>● Agree</p> |
| Choice            | Number  | Percentage   |        |        |            |                |    |        |       |   |        |           |   |    |          |   |    |                   |   |    |   |
| Strongly Agree    | 8   | 66.67%   |        |        |            |                |    |        |       |   |        |           |   |    |          |   |    |                   |   |    |   |
| Agree             | 4   | 33.33%   |        |        |            |                |    |        |       |   |        |           |   |    |          |   |    |                   |   |    |   |
| Uncertain         | 0   | 0%   |        |        |            |                |    |        |       |   |        |           |   |    |          |   |    |                   |   |    |   |
| Disagree          | 0   | 0%   |        |        |            |                |    |        |       |   |        |           |   |    |          |   |    |                   |   |    |   |
| Strongly Disagree | 0   | 0%   |        |        |            |                |    |        |       |   |        |           |   |    |          |   |    |                   |   |    |   |

| 10                | The Instructor leaves on time  | <table border="1"> <thead> <tr> <th>Choice</th> <th>Number</th> <th>Percentage</th> </tr> </thead> <tbody> <tr> <td>Strongly Agree</td> <td>10</td> <td>83.33%</td> </tr> <tr> <td>Agree</td> <td>2</td> <td>16.67%</td> </tr> <tr> <td>Uncertain</td> <td>0</td> <td>0%</td> </tr> <tr> <td>Disagree</td> <td>0</td> <td>0%</td> </tr> <tr> <td>Strongly Disagree</td> <td>0</td> <td>0%</td> </tr> </tbody> </table> | Choice | Number | Percentage | Strongly Agree | 10 | 83.33% | Agree | 2 | 16.67% | Uncertain | 0 | 0% | Disagree | 0 | 0% | Strongly Disagree | 0 | 0% |  <p>83.3%</p> <ul style="list-style-type: none"> <li>● Stron...</li> <li>● Agree</li> </ul>    |
|-------------------|--|--|--------|--------|------------|----------------|----|--------|-------|---|--------|-----------|---|----|----------|---|----|-------------------|---|----|--|
| Choice            | Number   | Percentage   |        |        |            |                |    |        |       |   |        |           |   |    |          |   |    |                   |   |    |  |
| Strongly Agree    | 10   | 83.33%   |        |        |            |                |    |        |       |   |        |           |   |    |          |   |    |                   |   |    |  |
| Agree             | 2  | 16.67%   |        |        |            |                |    |        |       |   |        |           |   |    |          |   |    |                   |   |    |  |
| Uncertain         | 0  | 0%   |        |        |            |                |    |        |       |   |        |           |   |    |          |   |    |                   |   |    |  |
| Disagree          | 0  | 0%   |        |        |            |                |    |        |       |   |        |           |   |    |          |   |    |                   |   |    |  |
| Strongly Disagree | 0  | 0%   |        |        |            |                |    |        |       |   |        |           |   |    |          |   |    |                   |   |    |  |
| 11                | The Instructor is fair in examination  | <table border="1"> <thead> <tr> <th>Choice</th> <th>Number</th> <th>Percentage</th> </tr> </thead> <tbody> <tr> <td>Strongly Agree</td> <td>9</td> <td>75%</td> </tr> <tr> <td>Agree</td> <td>3</td> <td>25%</td> </tr> <tr> <td>Uncertain</td> <td>0</td> <td>0%</td> </tr> <tr> <td>Disagree</td> <td>0</td> <td>0%</td> </tr> <tr> <td>Strongly Disagree</td> <td>0</td> <td>0%</td> </tr> </tbody> </table>        | Choice | Number | Percentage | Strongly Agree | 9  | 75%    | Agree | 3 | 25%    | Uncertain | 0 | 0% | Disagree | 0 | 0% | Strongly Disagree | 0 | 0% |  <p>75%</p> <ul style="list-style-type: none"> <li>● Stron...</li> <li>● Agree</li> </ul>     |
| Choice            | Number   | Percentage   |        |        |            |                |    |        |       |   |        |           |   |    |          |   |    |                   |   |    |  |
| Strongly Agree    | 9  | 75%  |        |        |            |                |    |        |       |   |        |           |   |    |          |   |    |                   |   |    |  |
| Agree             | 3  | 25%  |        |        |            |                |    |        |       |   |        |           |   |    |          |   |    |                   |   |    |  |
| Uncertain         | 0  | 0%   |        |        |            |                |    |        |       |   |        |           |   |    |          |   |    |                   |   |    |  |
| Disagree          | 0  | 0%   |        |        |            |                |    |        |       |   |        |           |   |    |          |   |    |                   |   |    |  |
| Strongly Disagree | 0  | 0%   |        |        |            |                |    |        |       |   |        |           |   |    |          |   |    |                   |   |    |  |
| 12                | The Instructor returns the graded scripts etc. in a reasonable amount of time                    | <table border="1"> <thead> <tr> <th>Choice</th> <th>Number</th> <th>Percentage</th> </tr> </thead> <tbody> <tr> <td>Strongly Agree</td> <td>10</td> <td>83.33%</td> </tr> <tr> <td>Agree</td> <td>2</td> <td>16.67%</td> </tr> <tr> <td>Uncertain</td> <td>0</td> <td>0%</td> </tr> <tr> <td>Disagree</td> <td>0</td> <td>0%</td> </tr> <tr> <td>Strongly Disagree</td> <td>0</td> <td>0%</td> </tr> </tbody> </table> | Choice | Number | Percentage | Strongly Agree | 10 | 83.33% | Agree | 2 | 16.67% | Uncertain | 0 | 0% | Disagree | 0 | 0% | Strongly Disagree | 0 | 0% |  <p>83.3%</p> <ul style="list-style-type: none"> <li>● Stron...</li> <li>● Agree</li> </ul>  |
| Choice            | Number   | Percentage   |        |        |            |                |    |        |       |   |        |           |   |    |          |   |    |                   |   |    |  |
| Strongly Agree    | 10   | 83.33%   |        |        |            |                |    |        |       |   |        |           |   |    |          |   |    |                   |   |    |  |
| Agree             | 2  | 16.67%   |        |        |            |                |    |        |       |   |        |           |   |    |          |   |    |                   |   |    |  |
| Uncertain         | 0  | 0%   |        |        |            |                |    |        |       |   |        |           |   |    |          |   |    |                   |   |    |  |
| Disagree          | 0  | 0%   |        |        |            |                |    |        |       |   |        |           |   |    |          |   |    |                   |   |    |  |
| Strongly Disagree | 0  | 0%   |        |        |            |                |    |        |       |   |        |           |   |    |          |   |    |                   |   |    |  |
| 13                | The Instructor was available during the specified office hours and for after class consultations | <table border="1"> <thead> <tr> <th>Choice</th> <th>Number</th> <th>Percentage</th> </tr> </thead> <tbody> <tr> <td>Strongly Agree</td> <td>9</td> <td>75%</td> </tr> <tr> <td>Agree</td> <td>3</td> <td>25%</td> </tr> <tr> <td>Uncertain</td> <td>0</td> <td>0%</td> </tr> <tr> <td>Disagree</td> <td>0</td> <td>0%</td> </tr> <tr> <td>Strongly Disagree</td> <td>0</td> <td>0%</td> </tr> </tbody> </table>        | Choice | Number | Percentage | Strongly Agree | 9  | 75%    | Agree | 3 | 25%    | Uncertain | 0 | 0% | Disagree | 0 | 0% | Strongly Disagree | 0 | 0% |  <p>75%</p> <ul style="list-style-type: none"> <li>● Stron...</li> <li>● Agree</li> </ul>   |
| Choice            | Number   | Percentage   |        |        |            |                |    |        |       |   |        |           |   |    |          |   |    |                   |   |    |  |
| Strongly Agree    | 9  | 75%  |        |        |            |                |    |        |       |   |        |           |   |    |          |   |    |                   |   |    |  |
| Agree             | 3  | 25%  |        |        |            |                |    |        |       |   |        |           |   |    |          |   |    |                   |   |    |  |
| Uncertain         | 0  | 0%   |        |        |            |                |    |        |       |   |        |           |   |    |          |   |    |                   |   |    |  |
| Disagree          | 0  | 0%   |        |        |            |                |    |        |       |   |        |           |   |    |          |   |    |                   |   |    |  |
| Strongly Disagree | 0  | 0%   |        |        |            |                |    |        |       |   |        |           |   |    |          |   |    |                   |   |    |  |
| 14                | The Subject matter presented in the course has increased your knowledge of the subject           | <table border="1"> <thead> <tr> <th>Choice</th> <th>Number</th> <th>Percentage</th> </tr> </thead> <tbody> <tr> <td>Strongly Agree</td> <td>10</td> <td>83.33%</td> </tr> <tr> <td>Agree</td> <td>2</td> <td>16.67%</td> </tr> <tr> <td>Uncertain</td> <td>0</td> <td>0%</td> </tr> <tr> <td>Disagree</td> <td>0</td> <td>0%</td> </tr> <tr> <td>Strongly Disagree</td> <td>0</td> <td>0%</td> </tr> </tbody> </table> | Choice | Number | Percentage | Strongly Agree | 10 | 83.33% | Agree | 2 | 16.67% | Uncertain | 0 | 0% | Disagree | 0 | 0% | Strongly Disagree | 0 | 0% |  <p>83.3%</p> <ul style="list-style-type: none"> <li>● Stron...</li> <li>● Agree</li> </ul> |
| Choice            | Number   | Percentage   |        |        |            |                |    |        |       |   |        |           |   |    |          |   |    |                   |   |    |  |
| Strongly Agree    | 10   | 83.33%   |        |        |            |                |    |        |       |   |        |           |   |    |          |   |    |                   |   |    |  |
| Agree             | 2  | 16.67%   |        |        |            |                |    |        |       |   |        |           |   |    |          |   |    |                   |   |    |  |
| Uncertain         | 0  | 0%   |        |        |            |                |    |        |       |   |        |           |   |    |          |   |    |                   |   |    |  |
| Disagree          | 0  | 0%   |        |        |            |                |    |        |       |   |        |           |   |    |          |   |    |                   |   |    |  |
| Strongly Disagree | 0  | 0%   |        |        |            |                |    |        |       |   |        |           |   |    |          |   |    |                   |   |    |  |

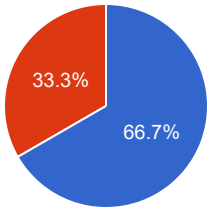
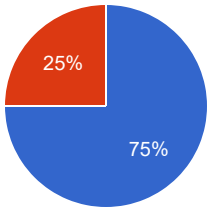
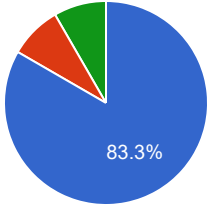
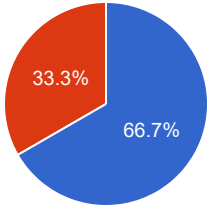
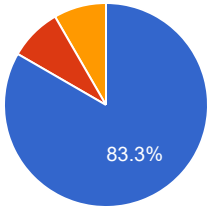
| 15                      | The syllabus clearly states course objectives requirements, procedures and grading criteria | <table border="1"> <thead> <tr> <th>Choice</th> <th>Number</th> <th>Percentage</th> </tr> </thead> <tbody> <tr> <td>Strongly Agree</td> <td>8</td> <td>66.67%</td> </tr> <tr> <td>Agree</td> <td>3</td> <td>25%</td> </tr> <tr> <td>Uncertain</td> <td>1</td> <td>8.33%</td> </tr> <tr> <td>Disagree</td> <td>0</td> <td>0%</td> </tr> <tr> <td>Strongly Disagree</td> <td>0</td> <td>0%</td> </tr> </tbody> </table> | Choice | Number | Percentage | Strongly Agree | 8 | 66.67% | Agree | 3 | 25%    | Uncertain | 1 | 8.33% | Disagree | 0 | 0% | Strongly Disagree | 0 | 0% |  <p> <span style="color: blue;">●</span> Stron...<br/> <span style="color: red;">●</span> Agree<br/> <span style="color: yellow;">●</span> Unce... </p>    |
|-------------------------|---|---|--------|--------|------------|----------------|---|--------|-------|---|--------|-----------|---|-------|----------|---|----|-------------------|---|----|--|
| Choice                  | Number  | Percentage  |        |        |            |                |   |        |       |   |        |           |   |       |          |   |    |                   |   |    |  |
| Strongly Agree          | 8   | 66.67%  |        |        |            |                |   |        |       |   |        |           |   |       |          |   |    |                   |   |    |  |
| Agree                   | 3   | 25%   |        |        |            |                |   |        |       |   |        |           |   |       |          |   |    |                   |   |    |  |
| Uncertain               | 1   | 8.33%   |        |        |            |                |   |        |       |   |        |           |   |       |          |   |    |                   |   |    |  |
| Disagree                | 0   | 0%  |        |        |            |                |   |        |       |   |        |           |   |       |          |   |    |                   |   |    |  |
| Strongly Disagree       | 0   | 0%  |        |        |            |                |   |        |       |   |        |           |   |       |          |   |    |                   |   |    |  |
| 16                      | The course integrates theoretical course concepts with real-world applications              | <table border="1"> <thead> <tr> <th>Choice</th> <th>Number</th> <th>Percentage</th> </tr> </thead> <tbody> <tr> <td>Strongly Agree</td> <td>9</td> <td>75%</td> </tr> <tr> <td>Agree</td> <td>3</td> <td>25%</td> </tr> <tr> <td>Uncertain</td> <td>0</td> <td>0%</td> </tr> <tr> <td>Disagree</td> <td>0</td> <td>0%</td> </tr> <tr> <td>Strongly Disagree</td> <td>0</td> <td>0%</td> </tr> </tbody> </table>       | Choice | Number | Percentage | Strongly Agree | 9 | 75%    | Agree | 3 | 25%    | Uncertain | 0 | 0%    | Disagree | 0 | 0% | Strongly Disagree | 0 | 0% |  <p> <span style="color: blue;">●</span> Stron...<br/> <span style="color: red;">●</span> Agree </p>  |
| Choice                  | Number  | Percentage  |        |        |            |                |   |        |       |   |        |           |   |       |          |   |    |                   |   |    |  |
| Strongly Agree          | 9   | 75%   |        |        |            |                |   |        |       |   |        |           |   |       |          |   |    |                   |   |    |  |
| Agree                   | 3   | 25%   |        |        |            |                |   |        |       |   |        |           |   |       |          |   |    |                   |   |    |  |
| Uncertain               | 0   | 0%  |        |        |            |                |   |        |       |   |        |           |   |       |          |   |    |                   |   |    |  |
| Disagree                | 0   | 0%  |        |        |            |                |   |        |       |   |        |           |   |       |          |   |    |                   |   |    |  |
| Strongly Disagree       | 0   | 0%  |        |        |            |                |   |        |       |   |        |           |   |       |          |   |    |                   |   |    |  |
| 17                      | The assignments and exams covered the materials presented in the course                     | <table border="1"> <thead> <tr> <th>Choice</th> <th>Number</th> <th>Percentage</th> </tr> </thead> <tbody> <tr> <td>Strongly Agree</td> <td>8</td> <td>66.67%</td> </tr> <tr> <td>Agree</td> <td>4</td> <td>33.33%</td> </tr> <tr> <td>Uncertain</td> <td>0</td> <td>0%</td> </tr> <tr> <td>Disagree</td> <td>0</td> <td>0%</td> </tr> <tr> <td>Strongly Disagree</td> <td>0</td> <td>0%</td> </tr> </tbody> </table> | Choice | Number | Percentage | Strongly Agree | 8 | 66.67% | Agree | 4 | 33.33% | Uncertain | 0 | 0%    | Disagree | 0 | 0% | Strongly Disagree | 0 | 0% |  <p> <span style="color: blue;">●</span> Stron...<br/> <span style="color: red;">●</span> Agree </p>   |
| Choice                  | Number  | Percentage  |        |        |            |                |   |        |       |   |        |           |   |       |          |   |    |                   |   |    |  |
| Strongly Agree          | 8   | 66.67%  |        |        |            |                |   |        |       |   |        |           |   |       |          |   |    |                   |   |    |  |
| Agree                   | 4   | 33.33%  |        |        |            |                |   |        |       |   |        |           |   |       |          |   |    |                   |   |    |  |
| Uncertain               | 0   | 0%  |        |        |            |                |   |        |       |   |        |           |   |       |          |   |    |                   |   |    |  |
| Disagree                | 0   | 0%  |        |        |            |                |   |        |       |   |        |           |   |       |          |   |    |                   |   |    |  |
| Strongly Disagree       | 0   | 0%  |        |        |            |                |   |        |       |   |        |           |   |       |          |   |    |                   |   |    |  |
| 18                      | The course material is modern and updated   | <table border="1"> <thead> <tr> <th>Choice</th> <th>Number</th> <th>Percentage</th> </tr> </thead> <tbody> <tr> <td>Strongly Agree</td> <td>9</td> <td>75%</td> </tr> <tr> <td>Agree</td> <td>2</td> <td>16.67%</td> </tr> <tr> <td>Uncertain</td> <td>1</td> <td>8.33%</td> </tr> <tr> <td>Disagree</td> <td>0</td> <td>0%</td> </tr> <tr> <td>Strongly Disagree</td> <td>0</td> <td>0%</td> </tr> </tbody> </table> | Choice | Number | Percentage | Strongly Agree | 9 | 75%    | Agree | 2 | 16.67% | Uncertain | 1 | 8.33% | Disagree | 0 | 0% | Strongly Disagree | 0 | 0% |  <p> <span style="color: blue;">●</span> Stron...<br/> <span style="color: red;">●</span> Agree<br/> <span style="color: yellow;">●</span> Unce... </p> |
| Choice                  | Number  | Percentage  |        |        |            |                |   |        |       |   |        |           |   |       |          |   |    |                   |   |    |  |
| Strongly Agree          | 9   | 75%   |        |        |            |                |   |        |       |   |        |           |   |       |          |   |    |                   |   |    |  |
| Agree                   | 2   | 16.67%  |        |        |            |                |   |        |       |   |        |           |   |       |          |   |    |                   |   |    |  |
| Uncertain               | 1   | 8.33%   |        |        |            |                |   |        |       |   |        |           |   |       |          |   |    |                   |   |    |  |
| Disagree                | 0   | 0%  |        |        |            |                |   |        |       |   |        |           |   |       |          |   |    |                   |   |    |  |
| Strongly Disagree       | 0   | 0%  |        |        |            |                |   |        |       |   |        |           |   |       |          |   |    |                   |   |    |  |
| <b>Teachers Comment</b> |   | <b>Course Comment</b>   |        |        |            |                |   |        |       |   |        |           |   |       |          |   |    |                   |   |    |  |

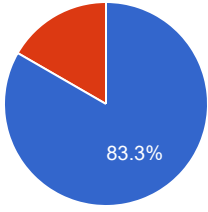
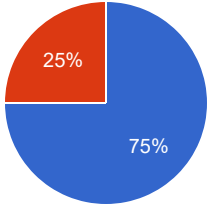
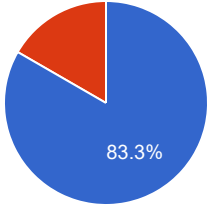
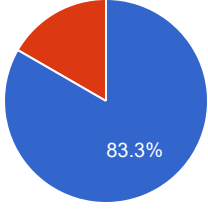


# Teacher Evaluation - Program: 0268

| Teacher Name: ZAIN ULLAH   |   | Course ID: ACC-211<br>Course Title: Financial Accounting - I   |        | Session: 2017 Fall |            |                |    |        |       |   |        |           |   |       |          |   |    |                   |   |    |              |  |  |
|----------------------------|---|--|--------|--------------------|------------|----------------|----|--------|-------|---|--------|-----------|---|-------|----------|---|----|-------------------|---|----|--------------|--|--|
| Shift: Morning -- Section: |   | Total Strength: 14   |        | Attempted: 12      |            |                |    |        |       |   |        |           |   |       |          |   |    |                   |   |    |              |  |  |
| S.No                       | Question  | Opinions   |        |                    | Chart      |                |    |        |       |   |        |           |   |       |          |   |    |                   |   |    |              |  |  |
| 1                          | The Instructor is prepared for each class                           | <table border="1"> <thead> <tr> <th>Choice</th> <th>Number</th> <th>Percentage</th> </tr> </thead> <tbody> <tr> <td>Strongly Agree</td> <td>10</td> <td>83.33%</td> </tr> <tr> <td>Agree</td> <td>1</td> <td>8.33%</td> </tr> <tr> <td>Uncertain</td> <td>1</td> <td>8.33%</td> </tr> <tr> <td>Disagree</td> <td>0</td> <td>0%</td> </tr> <tr> <td>Strongly Disagree</td> <td>0</td> <td>0%</td> </tr> </tbody> </table> | Choice | Number             | Percentage | Strongly Agree | 10 | 83.33% | Agree | 1 | 8.33%  | Uncertain | 1 | 8.33% | Disagree | 0 | 0% | Strongly Disagree | 0 | 0% | <p>83.3%</p> |  |  |
| Choice                     | Number  | Percentage   |        |                    |            |                |    |        |       |   |        |           |   |       |          |   |    |                   |   |    |              |  |  |
| Strongly Agree             | 10  | 83.33%   |        |                    |            |                |    |        |       |   |        |           |   |       |          |   |    |                   |   |    |              |  |  |
| Agree                      | 1   | 8.33%  |        |                    |            |                |    |        |       |   |        |           |   |       |          |   |    |                   |   |    |              |  |  |
| Uncertain                  | 1   | 8.33%  |        |                    |            |                |    |        |       |   |        |           |   |       |          |   |    |                   |   |    |              |  |  |
| Disagree                   | 0   | 0%   |        |                    |            |                |    |        |       |   |        |           |   |       |          |   |    |                   |   |    |              |  |  |
| Strongly Disagree          | 0   | 0%   |        |                    |            |                |    |        |       |   |        |           |   |       |          |   |    |                   |   |    |              |  |  |
| 2                          | The Instructor demonstrates knowledge of the subject                | <table border="1"> <thead> <tr> <th>Choice</th> <th>Number</th> <th>Percentage</th> </tr> </thead> <tbody> <tr> <td>Strongly Agree</td> <td>9</td> <td>75%</td> </tr> <tr> <td>Agree</td> <td>2</td> <td>16.67%</td> </tr> <tr> <td>Uncertain</td> <td>1</td> <td>8.33%</td> </tr> <tr> <td>Disagree</td> <td>0</td> <td>0%</td> </tr> <tr> <td>Strongly Disagree</td> <td>0</td> <td>0%</td> </tr> </tbody> </table>    | Choice | Number             | Percentage | Strongly Agree | 9  | 75%    | Agree | 2 | 16.67% | Uncertain | 1 | 8.33% | Disagree | 0 | 0% | Strongly Disagree | 0 | 0% | <p>75%</p>   |  |  |
| Choice                     | Number  | Percentage   |        |                    |            |                |    |        |       |   |        |           |   |       |          |   |    |                   |   |    |              |  |  |
| Strongly Agree             | 9   | 75%  |        |                    |            |                |    |        |       |   |        |           |   |       |          |   |    |                   |   |    |              |  |  |
| Agree                      | 2   | 16.67%   |        |                    |            |                |    |        |       |   |        |           |   |       |          |   |    |                   |   |    |              |  |  |
| Uncertain                  | 1   | 8.33%  |        |                    |            |                |    |        |       |   |        |           |   |       |          |   |    |                   |   |    |              |  |  |
| Disagree                   | 0   | 0%   |        |                    |            |                |    |        |       |   |        |           |   |       |          |   |    |                   |   |    |              |  |  |
| Strongly Disagree          | 0   | 0%   |        |                    |            |                |    |        |       |   |        |           |   |       |          |   |    |                   |   |    |              |  |  |
| 3                          | The Instructor has completed the whole course                       | <table border="1"> <thead> <tr> <th>Choice</th> <th>Number</th> <th>Percentage</th> </tr> </thead> <tbody> <tr> <td>Strongly Agree</td> <td>8</td> <td>66.67%</td> </tr> <tr> <td>Agree</td> <td>3</td> <td>25%</td> </tr> <tr> <td>Uncertain</td> <td>1</td> <td>8.33%</td> </tr> <tr> <td>Disagree</td> <td>0</td> <td>0%</td> </tr> <tr> <td>Strongly Disagree</td> <td>0</td> <td>0%</td> </tr> </tbody> </table>    | Choice | Number             | Percentage | Strongly Agree | 8  | 66.67% | Agree | 3 | 25%    | Uncertain | 1 | 8.33% | Disagree | 0 | 0% | Strongly Disagree | 0 | 0% | <p>66.7%</p> |  |  |
| Choice                     | Number  | Percentage   |        |                    |            |                |    |        |       |   |        |           |   |       |          |   |    |                   |   |    |              |  |  |
| Strongly Agree             | 8   | 66.67%   |        |                    |            |                |    |        |       |   |        |           |   |       |          |   |    |                   |   |    |              |  |  |
| Agree                      | 3   | 25%  |        |                    |            |                |    |        |       |   |        |           |   |       |          |   |    |                   |   |    |              |  |  |
| Uncertain                  | 1   | 8.33%  |        |                    |            |                |    |        |       |   |        |           |   |       |          |   |    |                   |   |    |              |  |  |
| Disagree                   | 0   | 0%   |        |                    |            |                |    |        |       |   |        |           |   |       |          |   |    |                   |   |    |              |  |  |
| Strongly Disagree          | 0   | 0%   |        |                    |            |                |    |        |       |   |        |           |   |       |          |   |    |                   |   |    |              |  |  |
| 4                          | The Instructor provides additional material apart from the textbook | <table border="1"> <thead> <tr> <th>Choice</th> <th>Number</th> <th>Percentage</th> </tr> </thead> <tbody> <tr> <td>Strongly Agree</td> <td>7</td> <td>58.33%</td> </tr> <tr> <td>Agree</td> <td>4</td> <td>33.33%</td> </tr> <tr> <td>Uncertain</td> <td>1</td> <td>8.33%</td> </tr> <tr> <td>Disagree</td> <td>0</td> <td>0%</td> </tr> <tr> <td>Strongly Disagree</td> <td>0</td> <td>0%</td> </tr> </tbody> </table> | Choice | Number             | Percentage | Strongly Agree | 7  | 58.33% | Agree | 4 | 33.33% | Uncertain | 1 | 8.33% | Disagree | 0 | 0% | Strongly Disagree | 0 | 0% | <p>58.3%</p> |  |  |
| Choice                     | Number  | Percentage   |        |                    |            |                |    |        |       |   |        |           |   |       |          |   |    |                   |   |    |              |  |  |
| Strongly Agree             | 7   | 58.33%   |        |                    |            |                |    |        |       |   |        |           |   |       |          |   |    |                   |   |    |              |  |  |
| Agree                      | 4   | 33.33%   |        |                    |            |                |    |        |       |   |        |           |   |       |          |   |    |                   |   |    |              |  |  |
| Uncertain                  | 1   | 8.33%  |        |                    |            |                |    |        |       |   |        |           |   |       |          |   |    |                   |   |    |              |  |  |
| Disagree                   | 0   | 0%   |        |                    |            |                |    |        |       |   |        |           |   |       |          |   |    |                   |   |    |              |  |  |
| Strongly Disagree          | 0   | 0%   |        |                    |            |                |    |        |       |   |        |           |   |       |          |   |    |                   |   |    |              |  |  |

| 5                 | The Instructor gives citations regarding current situations with reference to Pakistani context | <table border="1"> <thead> <tr> <th>Choice</th> <th>Number</th> <th>Percentage</th> </tr> </thead> <tbody> <tr> <td>Strongly Agree</td> <td>8</td> <td>66.67%</td> </tr> <tr> <td>Agree</td> <td>3</td> <td>25%</td> </tr> <tr> <td>Uncertain</td> <td>1</td> <td>8.33%</td> </tr> <tr> <td>Disagree</td> <td>0</td> <td>0%</td> </tr> <tr> <td>Strongly Disagree</td> <td>0</td> <td>0%</td> </tr> </tbody> </table>  | Choice | Number | Percentage | Strongly Agree | 8  | 66.67% | Agree | 3 | 25%    | Uncertain | 1 | 8.33% | Disagree | 0 | 0% | Strongly Disagree | 0 | 0% | <p>Legend: <br/> <span style="color: blue;">●</span> Stron... <br/> <span style="color: red;">●</span> Agree <br/> <span style="color: orange;">●</span> Unce...</p> |
|-------------------|---|--|--------|--------|------------|----------------|----|--------|-------|---|--------|-----------|---|-------|----------|---|----|-------------------|---|----|--|
| Choice            | Number  | Percentage   |        |        |            |                |    |        |       |   |        |           |   |       |          |   |    |                   |   |    |  |
| Strongly Agree    | 8   | 66.67%   |        |        |            |                |    |        |       |   |        |           |   |       |          |   |    |                   |   |    |  |
| Agree             | 3   | 25%  |        |        |            |                |    |        |       |   |        |           |   |       |          |   |    |                   |   |    |  |
| Uncertain         | 1   | 8.33%  |        |        |            |                |    |        |       |   |        |           |   |       |          |   |    |                   |   |    |  |
| Disagree          | 0   | 0%   |        |        |            |                |    |        |       |   |        |           |   |       |          |   |    |                   |   |    |  |
| Strongly Disagree | 0   | 0%   |        |        |            |                |    |        |       |   |        |           |   |       |          |   |    |                   |   |    |  |
| 6                 | The Instructor communicates the subject matter effectively                                      | <table border="1"> <thead> <tr> <th>Choice</th> <th>Number</th> <th>Percentage</th> </tr> </thead> <tbody> <tr> <td>Strongly Agree</td> <td>10</td> <td>83.33%</td> </tr> <tr> <td>Agree</td> <td>2</td> <td>16.67%</td> </tr> <tr> <td>Uncertain</td> <td>0</td> <td>0%</td> </tr> <tr> <td>Disagree</td> <td>0</td> <td>0%</td> </tr> <tr> <td>Strongly Disagree</td> <td>0</td> <td>0%</td> </tr> </tbody> </table> | Choice | Number | Percentage | Strongly Agree | 10 | 83.33% | Agree | 2 | 16.67% | Uncertain | 0 | 0%    | Disagree | 0 | 0% | Strongly Disagree | 0 | 0% | <p>Legend: <br/> <span style="color: blue;">●</span> Stron... <br/> <span style="color: red;">●</span> Agree</p>   |
| Choice            | Number  | Percentage   |        |        |            |                |    |        |       |   |        |           |   |       |          |   |    |                   |   |    |  |
| Strongly Agree    | 10  | 83.33%   |        |        |            |                |    |        |       |   |        |           |   |       |          |   |    |                   |   |    |  |
| Agree             | 2   | 16.67%   |        |        |            |                |    |        |       |   |        |           |   |       |          |   |    |                   |   |    |  |
| Uncertain         | 0   | 0%   |        |        |            |                |    |        |       |   |        |           |   |       |          |   |    |                   |   |    |  |
| Disagree          | 0   | 0%   |        |        |            |                |    |        |       |   |        |           |   |       |          |   |    |                   |   |    |  |
| Strongly Disagree | 0   | 0%   |        |        |            |                |    |        |       |   |        |           |   |       |          |   |    |                   |   |    |  |
| 7                 | The Instructor shows respect towards students and encourages class participation                | <table border="1"> <thead> <tr> <th>Choice</th> <th>Number</th> <th>Percentage</th> </tr> </thead> <tbody> <tr> <td>Strongly Agree</td> <td>9</td> <td>75%</td> </tr> <tr> <td>Agree</td> <td>3</td> <td>25%</td> </tr> <tr> <td>Uncertain</td> <td>0</td> <td>0%</td> </tr> <tr> <td>Disagree</td> <td>0</td> <td>0%</td> </tr> <tr> <td>Strongly Disagree</td> <td>0</td> <td>0%</td> </tr> </tbody> </table>        | Choice | Number | Percentage | Strongly Agree | 9  | 75%    | Agree | 3 | 25%    | Uncertain | 0 | 0%    | Disagree | 0 | 0% | Strongly Disagree | 0 | 0% | <p>Legend: <br/> <span style="color: blue;">●</span> Stron... <br/> <span style="color: red;">●</span> Agree</p>   |
| Choice            | Number  | Percentage   |        |        |            |                |    |        |       |   |        |           |   |       |          |   |    |                   |   |    |  |
| Strongly Agree    | 9   | 75%  |        |        |            |                |    |        |       |   |        |           |   |       |          |   |    |                   |   |    |  |
| Agree             | 3   | 25%  |        |        |            |                |    |        |       |   |        |           |   |       |          |   |    |                   |   |    |  |
| Uncertain         | 0   | 0%   |        |        |            |                |    |        |       |   |        |           |   |       |          |   |    |                   |   |    |  |
| Disagree          | 0   | 0%   |        |        |            |                |    |        |       |   |        |           |   |       |          |   |    |                   |   |    |  |
| Strongly Disagree | 0   | 0%   |        |        |            |                |    |        |       |   |        |           |   |       |          |   |    |                   |   |    |  |
| 8                 | The Instructor maintains an environment that is conducive to learning                           | <table border="1"> <thead> <tr> <th>Choice</th> <th>Number</th> <th>Percentage</th> </tr> </thead> <tbody> <tr> <td>Strongly Agree</td> <td>9</td> <td>75%</td> </tr> <tr> <td>Agree</td> <td>3</td> <td>25%</td> </tr> <tr> <td>Uncertain</td> <td>0</td> <td>0%</td> </tr> <tr> <td>Disagree</td> <td>0</td> <td>0%</td> </tr> <tr> <td>Strongly Disagree</td> <td>0</td> <td>0%</td> </tr> </tbody> </table>        | Choice | Number | Percentage | Strongly Agree | 9  | 75%    | Agree | 3 | 25%    | Uncertain | 0 | 0%    | Disagree | 0 | 0% | Strongly Disagree | 0 | 0% | <p>Legend: <br/> <span style="color: blue;">●</span> Stron... <br/> <span style="color: red;">●</span> Agree</p>   |
| Choice            | Number  | Percentage   |        |        |            |                |    |        |       |   |        |           |   |       |          |   |    |                   |   |    |  |
| Strongly Agree    | 9   | 75%  |        |        |            |                |    |        |       |   |        |           |   |       |          |   |    |                   |   |    |  |
| Agree             | 3   | 25%  |        |        |            |                |    |        |       |   |        |           |   |       |          |   |    |                   |   |    |  |
| Uncertain         | 0   | 0%   |        |        |            |                |    |        |       |   |        |           |   |       |          |   |    |                   |   |    |  |
| Disagree          | 0   | 0%   |        |        |            |                |    |        |       |   |        |           |   |       |          |   |    |                   |   |    |  |
| Strongly Disagree | 0   | 0%   |        |        |            |                |    |        |       |   |        |           |   |       |          |   |    |                   |   |    |  |
| 9                 | The Instructor arrives on time  | <table border="1"> <thead> <tr> <th>Choice</th> <th>Number</th> <th>Percentage</th> </tr> </thead> <tbody> <tr> <td>Strongly Agree</td> <td>9</td> <td>75%</td> </tr> <tr> <td>Agree</td> <td>3</td> <td>25%</td> </tr> <tr> <td>Uncertain</td> <td>0</td> <td>0%</td> </tr> <tr> <td>Disagree</td> <td>0</td> <td>0%</td> </tr> <tr> <td>Strongly Disagree</td> <td>0</td> <td>0%</td> </tr> </tbody> </table>        | Choice | Number | Percentage | Strongly Agree | 9  | 75%    | Agree | 3 | 25%    | Uncertain | 0 | 0%    | Disagree | 0 | 0% | Strongly Disagree | 0 | 0% | <p>Legend: <br/> <span style="color: blue;">●</span> Stron... <br/> <span style="color: red;">●</span> Agree</p>   |
| Choice            | Number  | Percentage   |        |        |            |                |    |        |       |   |        |           |   |       |          |   |    |                   |   |    |  |
| Strongly Agree    | 9   | 75%  |        |        |            |                |    |        |       |   |        |           |   |       |          |   |    |                   |   |    |  |
| Agree             | 3   | 25%  |        |        |            |                |    |        |       |   |        |           |   |       |          |   |    |                   |   |    |  |
| Uncertain         | 0   | 0%   |        |        |            |                |    |        |       |   |        |           |   |       |          |   |    |                   |   |    |  |
| Disagree          | 0   | 0%   |        |        |            |                |    |        |       |   |        |           |   |       |          |   |    |                   |   |    |  |
| Strongly Disagree | 0   | 0%   |        |        |            |                |    |        |       |   |        |           |   |       |          |   |    |                   |   |    |  |

| 10                | The Instructor leaves on time  | <table border="1"> <thead> <tr> <th>Choice</th> <th>Number</th> <th>Percentage</th> </tr> </thead> <tbody> <tr> <td>Strongly Agree</td> <td>8</td> <td>66.67%</td> </tr> <tr> <td>Agree</td> <td>4</td> <td>33.33%</td> </tr> <tr> <td>Uncertain</td> <td>0</td> <td>0%</td> </tr> <tr> <td>Disagree</td> <td>0</td> <td>0%</td> </tr> <tr> <td>Strongly Disagree</td> <td>0</td> <td>0%</td> </tr> </tbody> </table>    | Choice | Number | Percentage | Strongly Agree | 8  | 66.67% | Agree | 4 | 33.33% | Uncertain | 0 | 0%    | Disagree | 0 | 0%    | Strongly Disagree | 0 | 0% |  <p> <span style="color: blue;">●</span> Stron...<br/> <span style="color: red;">●</span> Agree         </p>   |
|-------------------|--|--|--------|--------|------------|----------------|----|--------|-------|---|--------|-----------|---|-------|----------|---|-------|-------------------|---|----|--|
| Choice            | Number   | Percentage   |        |        |            |                |    |        |       |   |        |           |   |       |          |   |       |                   |   |    |  |
| Strongly Agree    | 8  | 66.67%   |        |        |            |                |    |        |       |   |        |           |   |       |          |   |       |                   |   |    |  |
| Agree             | 4  | 33.33%   |        |        |            |                |    |        |       |   |        |           |   |       |          |   |       |                   |   |    |  |
| Uncertain         | 0  | 0%   |        |        |            |                |    |        |       |   |        |           |   |       |          |   |       |                   |   |    |  |
| Disagree          | 0  | 0%   |        |        |            |                |    |        |       |   |        |           |   |       |          |   |       |                   |   |    |  |
| Strongly Disagree | 0  | 0%   |        |        |            |                |    |        |       |   |        |           |   |       |          |   |       |                   |   |    |  |
| 11                | The Instructor is fair in examination  | <table border="1"> <thead> <tr> <th>Choice</th> <th>Number</th> <th>Percentage</th> </tr> </thead> <tbody> <tr> <td>Strongly Agree</td> <td>9</td> <td>75%</td> </tr> <tr> <td>Agree</td> <td>3</td> <td>25%</td> </tr> <tr> <td>Uncertain</td> <td>0</td> <td>0%</td> </tr> <tr> <td>Disagree</td> <td>0</td> <td>0%</td> </tr> <tr> <td>Strongly Disagree</td> <td>0</td> <td>0%</td> </tr> </tbody> </table>          | Choice | Number | Percentage | Strongly Agree | 9  | 75%    | Agree | 3 | 25%    | Uncertain | 0 | 0%    | Disagree | 0 | 0%    | Strongly Disagree | 0 | 0% |  <p> <span style="color: blue;">●</span> Stron...<br/> <span style="color: red;">●</span> Agree         </p>  |
| Choice            | Number   | Percentage   |        |        |            |                |    |        |       |   |        |           |   |       |          |   |       |                   |   |    |  |
| Strongly Agree    | 9  | 75%  |        |        |            |                |    |        |       |   |        |           |   |       |          |   |       |                   |   |    |  |
| Agree             | 3  | 25%  |        |        |            |                |    |        |       |   |        |           |   |       |          |   |       |                   |   |    |  |
| Uncertain         | 0  | 0%   |        |        |            |                |    |        |       |   |        |           |   |       |          |   |       |                   |   |    |  |
| Disagree          | 0  | 0%   |        |        |            |                |    |        |       |   |        |           |   |       |          |   |       |                   |   |    |  |
| Strongly Disagree | 0  | 0%   |        |        |            |                |    |        |       |   |        |           |   |       |          |   |       |                   |   |    |  |
| 12                | The Instructor returns the graded scripts etc. in a reasonable amount of time                    | <table border="1"> <thead> <tr> <th>Choice</th> <th>Number</th> <th>Percentage</th> </tr> </thead> <tbody> <tr> <td>Strongly Agree</td> <td>10</td> <td>83.33%</td> </tr> <tr> <td>Agree</td> <td>1</td> <td>8.33%</td> </tr> <tr> <td>Uncertain</td> <td>0</td> <td>0%</td> </tr> <tr> <td>Disagree</td> <td>1</td> <td>8.33%</td> </tr> <tr> <td>Strongly Disagree</td> <td>0</td> <td>0%</td> </tr> </tbody> </table> | Choice | Number | Percentage | Strongly Agree | 10 | 83.33% | Agree | 1 | 8.33%  | Uncertain | 0 | 0%    | Disagree | 1 | 8.33% | Strongly Disagree | 0 | 0% |  <p> <span style="color: blue;">●</span> Stron...<br/> <span style="color: red;">●</span> Agree<br/> <span style="color: green;">●</span> Disa...         </p>   |
| Choice            | Number   | Percentage   |        |        |            |                |    |        |       |   |        |           |   |       |          |   |       |                   |   |    |  |
| Strongly Agree    | 10   | 83.33%   |        |        |            |                |    |        |       |   |        |           |   |       |          |   |       |                   |   |    |  |
| Agree             | 1  | 8.33%  |        |        |            |                |    |        |       |   |        |           |   |       |          |   |       |                   |   |    |  |
| Uncertain         | 0  | 0%   |        |        |            |                |    |        |       |   |        |           |   |       |          |   |       |                   |   |    |  |
| Disagree          | 1  | 8.33%  |        |        |            |                |    |        |       |   |        |           |   |       |          |   |       |                   |   |    |  |
| Strongly Disagree | 0  | 0%   |        |        |            |                |    |        |       |   |        |           |   |       |          |   |       |                   |   |    |  |
| 13                | The Instructor was available during the specified office hours and for after class consultations | <table border="1"> <thead> <tr> <th>Choice</th> <th>Number</th> <th>Percentage</th> </tr> </thead> <tbody> <tr> <td>Strongly Agree</td> <td>8</td> <td>66.67%</td> </tr> <tr> <td>Agree</td> <td>4</td> <td>33.33%</td> </tr> <tr> <td>Uncertain</td> <td>0</td> <td>0%</td> </tr> <tr> <td>Disagree</td> <td>0</td> <td>0%</td> </tr> <tr> <td>Strongly Disagree</td> <td>0</td> <td>0%</td> </tr> </tbody> </table>    | Choice | Number | Percentage | Strongly Agree | 8  | 66.67% | Agree | 4 | 33.33% | Uncertain | 0 | 0%    | Disagree | 0 | 0%    | Strongly Disagree | 0 | 0% |  <p> <span style="color: blue;">●</span> Stron...<br/> <span style="color: red;">●</span> Agree         </p>  |
| Choice            | Number   | Percentage   |        |        |            |                |    |        |       |   |        |           |   |       |          |   |       |                   |   |    |  |
| Strongly Agree    | 8  | 66.67%   |        |        |            |                |    |        |       |   |        |           |   |       |          |   |       |                   |   |    |  |
| Agree             | 4  | 33.33%   |        |        |            |                |    |        |       |   |        |           |   |       |          |   |       |                   |   |    |  |
| Uncertain         | 0  | 0%   |        |        |            |                |    |        |       |   |        |           |   |       |          |   |       |                   |   |    |  |
| Disagree          | 0  | 0%   |        |        |            |                |    |        |       |   |        |           |   |       |          |   |       |                   |   |    |  |
| Strongly Disagree | 0  | 0%   |        |        |            |                |    |        |       |   |        |           |   |       |          |   |       |                   |   |    |  |
| 14                | The Subject matter presented in the course has increased your knowledge of the subject           | <table border="1"> <thead> <tr> <th>Choice</th> <th>Number</th> <th>Percentage</th> </tr> </thead> <tbody> <tr> <td>Strongly Agree</td> <td>10</td> <td>83.33%</td> </tr> <tr> <td>Agree</td> <td>1</td> <td>8.33%</td> </tr> <tr> <td>Uncertain</td> <td>1</td> <td>8.33%</td> </tr> <tr> <td>Disagree</td> <td>0</td> <td>0%</td> </tr> <tr> <td>Strongly Disagree</td> <td>0</td> <td>0%</td> </tr> </tbody> </table> | Choice | Number | Percentage | Strongly Agree | 10 | 83.33% | Agree | 1 | 8.33%  | Uncertain | 1 | 8.33% | Disagree | 0 | 0%    | Strongly Disagree | 0 | 0% |  <p> <span style="color: blue;">●</span> Stron...<br/> <span style="color: red;">●</span> Agree<br/> <span style="color: orange;">●</span> Unce...         </p> |
| Choice            | Number   | Percentage   |        |        |            |                |    |        |       |   |        |           |   |       |          |   |       |                   |   |    |  |
| Strongly Agree    | 10   | 83.33%   |        |        |            |                |    |        |       |   |        |           |   |       |          |   |       |                   |   |    |  |
| Agree             | 1  | 8.33%  |        |        |            |                |    |        |       |   |        |           |   |       |          |   |       |                   |   |    |  |
| Uncertain         | 1  | 8.33%  |        |        |            |                |    |        |       |   |        |           |   |       |          |   |       |                   |   |    |  |
| Disagree          | 0  | 0%   |        |        |            |                |    |        |       |   |        |           |   |       |          |   |       |                   |   |    |  |
| Strongly Disagree | 0  | 0%   |        |        |            |                |    |        |       |   |        |           |   |       |          |   |       |                   |   |    |  |

| 15                      | The syllabus clearly states course objectives requirements, procedures and grading criteria | <table border="1"> <thead> <tr> <th>Choice</th> <th>Number</th> <th>Percentage</th> </tr> </thead> <tbody> <tr> <td>Strongly Agree</td> <td>10</td> <td>83.33%</td> </tr> <tr> <td>Agree</td> <td>2</td> <td>16.67%</td> </tr> <tr> <td>Uncertain</td> <td>0</td> <td>0%</td> </tr> <tr> <td>Disagree</td> <td>0</td> <td>0%</td> </tr> <tr> <td>Strongly Disagree</td> <td>0</td> <td>0%</td> </tr> </tbody> </table> | Choice | Number | Percentage | Strongly Agree | 10 | 83.33% | Agree | 2 | 16.67% | Uncertain | 0 | 0% | Disagree | 0 | 0% | Strongly Disagree | 0 | 0% |  <p>83.3%</p> <p>● Stron...<br/>● Agree</p>    |
|-------------------------|---|--|--------|--------|------------|----------------|----|--------|-------|---|--------|-----------|---|----|----------|---|----|-------------------|---|----|--|
| Choice                  | Number  | Percentage   |        |        |            |                |    |        |       |   |        |           |   |    |          |   |    |                   |   |    |  |
| Strongly Agree          | 10  | 83.33%   |        |        |            |                |    |        |       |   |        |           |   |    |          |   |    |                   |   |    |  |
| Agree                   | 2   | 16.67%   |        |        |            |                |    |        |       |   |        |           |   |    |          |   |    |                   |   |    |  |
| Uncertain               | 0   | 0%   |        |        |            |                |    |        |       |   |        |           |   |    |          |   |    |                   |   |    |  |
| Disagree                | 0   | 0%   |        |        |            |                |    |        |       |   |        |           |   |    |          |   |    |                   |   |    |  |
| Strongly Disagree       | 0   | 0%   |        |        |            |                |    |        |       |   |        |           |   |    |          |   |    |                   |   |    |  |
| 16                      | The course integrates theoretical course concepts with real-world applications              | <table border="1"> <thead> <tr> <th>Choice</th> <th>Number</th> <th>Percentage</th> </tr> </thead> <tbody> <tr> <td>Strongly Agree</td> <td>9</td> <td>75%</td> </tr> <tr> <td>Agree</td> <td>3</td> <td>25%</td> </tr> <tr> <td>Uncertain</td> <td>0</td> <td>0%</td> </tr> <tr> <td>Disagree</td> <td>0</td> <td>0%</td> </tr> <tr> <td>Strongly Disagree</td> <td>0</td> <td>0%</td> </tr> </tbody> </table>        | Choice | Number | Percentage | Strongly Agree | 9  | 75%    | Agree | 3 | 25%    | Uncertain | 0 | 0% | Disagree | 0 | 0% | Strongly Disagree | 0 | 0% |  <p>75%</p> <p>● Stron...<br/>● Agree</p>     |
| Choice                  | Number  | Percentage   |        |        |            |                |    |        |       |   |        |           |   |    |          |   |    |                   |   |    |  |
| Strongly Agree          | 9   | 75%  |        |        |            |                |    |        |       |   |        |           |   |    |          |   |    |                   |   |    |  |
| Agree                   | 3   | 25%  |        |        |            |                |    |        |       |   |        |           |   |    |          |   |    |                   |   |    |  |
| Uncertain               | 0   | 0%   |        |        |            |                |    |        |       |   |        |           |   |    |          |   |    |                   |   |    |  |
| Disagree                | 0   | 0%   |        |        |            |                |    |        |       |   |        |           |   |    |          |   |    |                   |   |    |  |
| Strongly Disagree       | 0   | 0%   |        |        |            |                |    |        |       |   |        |           |   |    |          |   |    |                   |   |    |  |
| 17                      | The assignments and exams covered the materials presented in the course                     | <table border="1"> <thead> <tr> <th>Choice</th> <th>Number</th> <th>Percentage</th> </tr> </thead> <tbody> <tr> <td>Strongly Agree</td> <td>10</td> <td>83.33%</td> </tr> <tr> <td>Agree</td> <td>2</td> <td>16.67%</td> </tr> <tr> <td>Uncertain</td> <td>0</td> <td>0%</td> </tr> <tr> <td>Disagree</td> <td>0</td> <td>0%</td> </tr> <tr> <td>Strongly Disagree</td> <td>0</td> <td>0%</td> </tr> </tbody> </table> | Choice | Number | Percentage | Strongly Agree | 10 | 83.33% | Agree | 2 | 16.67% | Uncertain | 0 | 0% | Disagree | 0 | 0% | Strongly Disagree | 0 | 0% |  <p>83.3%</p> <p>● Stron...<br/>● Agree</p>  |
| Choice                  | Number  | Percentage   |        |        |            |                |    |        |       |   |        |           |   |    |          |   |    |                   |   |    |  |
| Strongly Agree          | 10  | 83.33%   |        |        |            |                |    |        |       |   |        |           |   |    |          |   |    |                   |   |    |  |
| Agree                   | 2   | 16.67%   |        |        |            |                |    |        |       |   |        |           |   |    |          |   |    |                   |   |    |  |
| Uncertain               | 0   | 0%   |        |        |            |                |    |        |       |   |        |           |   |    |          |   |    |                   |   |    |  |
| Disagree                | 0   | 0%   |        |        |            |                |    |        |       |   |        |           |   |    |          |   |    |                   |   |    |  |
| Strongly Disagree       | 0   | 0%   |        |        |            |                |    |        |       |   |        |           |   |    |          |   |    |                   |   |    |  |
| 18                      | The course material is modern and updated   | <table border="1"> <thead> <tr> <th>Choice</th> <th>Number</th> <th>Percentage</th> </tr> </thead> <tbody> <tr> <td>Strongly Agree</td> <td>10</td> <td>83.33%</td> </tr> <tr> <td>Agree</td> <td>2</td> <td>16.67%</td> </tr> <tr> <td>Uncertain</td> <td>0</td> <td>0%</td> </tr> <tr> <td>Disagree</td> <td>0</td> <td>0%</td> </tr> <tr> <td>Strongly Disagree</td> <td>0</td> <td>0%</td> </tr> </tbody> </table> | Choice | Number | Percentage | Strongly Agree | 10 | 83.33% | Agree | 2 | 16.67% | Uncertain | 0 | 0% | Disagree | 0 | 0% | Strongly Disagree | 0 | 0% |  <p>83.3%</p> <p>● Stron...<br/>● Agree</p> |
| Choice                  | Number  | Percentage   |        |        |            |                |    |        |       |   |        |           |   |    |          |   |    |                   |   |    |  |
| Strongly Agree          | 10  | 83.33%   |        |        |            |                |    |        |       |   |        |           |   |    |          |   |    |                   |   |    |  |
| Agree                   | 2   | 16.67%   |        |        |            |                |    |        |       |   |        |           |   |    |          |   |    |                   |   |    |  |
| Uncertain               | 0   | 0%   |        |        |            |                |    |        |       |   |        |           |   |    |          |   |    |                   |   |    |  |
| Disagree                | 0   | 0%   |        |        |            |                |    |        |       |   |        |           |   |    |          |   |    |                   |   |    |  |
| Strongly Disagree       | 0   | 0%   |        |        |            |                |    |        |       |   |        |           |   |    |          |   |    |                   |   |    |  |
| <b>Teachers Comment</b> |   | <b>Course Comment</b>  |        |        |            |                |    |        |       |   |        |           |   |    |          |   |    |                   |   |    |  |