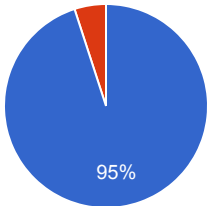





















Course Evaluation - Program: 0316





Teacher Name: FARHAD ALI		Course ID: MTS-601 Course Title: Theory of Fluids		Session: 2017 Fall																			
Shift: After noon -- Section:		Total Strength: 21		Attempted: 20																			
S.No	Question	Opinions			Chart																		
1	The course objectives were clear	<table border="1"> <thead> <tr> <th>Choice</th> <th>Number</th> <th>Percentage</th> </tr> </thead> <tbody> <tr> <td>Strongly Agree</td> <td>20</td> <td>100%</td> </tr> <tr> <td>Agree</td> <td>0</td> <td>0%</td> </tr> <tr> <td>Uncertain</td> <td>0</td> <td>0%</td> </tr> <tr> <td>Disagree</td> <td>0</td> <td>0%</td> </tr> <tr> <td>Strongly Disagree</td> <td>0</td> <td>0%</td> </tr> </tbody> </table>	Choice	Number	Percentage	Strongly Agree	20	100%	Agree	0	0%	Uncertain	0	0%	Disagree	0	0%	Strongly Disagree	0	0%	<p>A pie chart with a single blue slice representing 100%. The legend shows a blue dot for 'Stron...' and a red dot for 'Agree'.</p>		
Choice	Number	Percentage																					
Strongly Agree	20	100%																					
Agree	0	0%																					
Uncertain	0	0%																					
Disagree	0	0%																					
Strongly Disagree	0	0%																					
2	The Course workload was manageable	<table border="1"> <thead> <tr> <th>Choice</th> <th>Number</th> <th>Percentage</th> </tr> </thead> <tbody> <tr> <td>Strongly Agree</td> <td>19</td> <td>95%</td> </tr> <tr> <td>Agree</td> <td>1</td> <td>5%</td> </tr> <tr> <td>Uncertain</td> <td>0</td> <td>0%</td> </tr> <tr> <td>Disagree</td> <td>0</td> <td>0%</td> </tr> <tr> <td>Strongly Disagree</td> <td>0</td> <td>0%</td> </tr> </tbody> </table>	Choice	Number	Percentage	Strongly Agree	19	95%	Agree	1	5%	Uncertain	0	0%	Disagree	0	0%	Strongly Disagree	0	0%	<p>A pie chart with a large blue slice (95%) and a small red slice (5%). The legend shows a blue dot for 'Stron...' and a red dot for 'Agree'.</p>		
Choice	Number	Percentage																					
Strongly Agree	19	95%																					
Agree	1	5%																					
Uncertain	0	0%																					
Disagree	0	0%																					
Strongly Disagree	0	0%																					
3	The Course was well organized (e.g. timely access to materials, notification of changes, etc.)	<table border="1"> <thead> <tr> <th>Choice</th> <th>Number</th> <th>Percentage</th> </tr> </thead> <tbody> <tr> <td>Strongly Agree</td> <td>20</td> <td>100%</td> </tr> <tr> <td>Agree</td> <td>0</td> <td>0%</td> </tr> <tr> <td>Uncertain</td> <td>0</td> <td>0%</td> </tr> <tr> <td>Disagree</td> <td>0</td> <td>0%</td> </tr> <tr> <td>Strongly Disagree</td> <td>0</td> <td>0%</td> </tr> </tbody> </table>	Choice	Number	Percentage	Strongly Agree	20	100%	Agree	0	0%	Uncertain	0	0%	Disagree	0	0%	Strongly Disagree	0	0%	<p>A pie chart with a single blue slice representing 100%. The legend shows a blue dot for 'Stron...'.</p>		
Choice	Number	Percentage																					
Strongly Agree	20	100%																					
Agree	0	0%																					
Uncertain	0	0%																					
Disagree	0	0%																					
Strongly Disagree	0	0%																					
4	I participated actively in the Course	<table border="1"> <thead> <tr> <th>Choice</th> <th>Number</th> <th>Percentage</th> </tr> </thead> <tbody> <tr> <td>Strongly Agree</td> <td>20</td> <td>100%</td> </tr> <tr> <td>Agree</td> <td>0</td> <td>0%</td> </tr> <tr> <td>Uncertain</td> <td>0</td> <td>0%</td> </tr> <tr> <td>Disagree</td> <td>0</td> <td>0%</td> </tr> <tr> <td>Strongly Disagree</td> <td>0</td> <td>0%</td> </tr> </tbody> </table>	Choice	Number	Percentage	Strongly Agree	20	100%	Agree	0	0%	Uncertain	0	0%	Disagree	0	0%	Strongly Disagree	0	0%	<p>A pie chart with a single blue slice representing 100%. The legend shows a blue dot for 'Stron...'.</p>		
Choice	Number	Percentage																					
Strongly Agree	20	100%																					
Agree	0	0%																					
Uncertain	0	0%																					
Disagree	0	0%																					
Strongly Disagree	0	0%																					

5	I think I have made progress in this Course	<table border="1"> <thead> <tr> <th>Choice</th> <th>Number</th> <th>Percentage</th> </tr> </thead> <tbody> <tr> <td>Strongly Agree</td> <td>19</td> <td>95%</td> </tr> <tr> <td>Agree</td> <td>1</td> <td>5%</td> </tr> <tr> <td>Uncertain</td> <td>0</td> <td>0%</td> </tr> <tr> <td>Disagree</td> <td>0</td> <td>0%</td> </tr> <tr> <td>Strongly Disagree</td> <td>0</td> <td>0%</td> </tr> </tbody> </table>	Choice	Number	Percentage	Strongly Agree	19	95%	Agree	1	5%	Uncertain	0	0%	Disagree	0	0%	Strongly Disagree	0	0%	 <p>95%</p> <ul style="list-style-type: none"> ● Stron... ● Agree
Choice	Number	Percentage																			
Strongly Agree	19	95%																			
Agree	1	5%																			
Uncertain	0	0%																			
Disagree	0	0%																			
Strongly Disagree	0	0%																			
6	I think the Course was well structured to achieve the learning outcomes (there was a good balance of lectures, tutorials, practical etc.)	<table border="1"> <thead> <tr> <th>Choice</th> <th>Number</th> <th>Percentage</th> </tr> </thead> <tbody> <tr> <td>Strongly Agree</td> <td>20</td> <td>100%</td> </tr> <tr> <td>Agree</td> <td>0</td> <td>0%</td> </tr> <tr> <td>Uncertain</td> <td>0</td> <td>0%</td> </tr> <tr> <td>Disagree</td> <td>0</td> <td>0%</td> </tr> <tr> <td>Strongly Disagree</td> <td>0</td> <td>0%</td> </tr> </tbody> </table>	Choice	Number	Percentage	Strongly Agree	20	100%	Agree	0	0%	Uncertain	0	0%	Disagree	0	0%	Strongly Disagree	0	0%	 <p>100%</p> <ul style="list-style-type: none"> ● Stron...
Choice	Number	Percentage																			
Strongly Agree	20	100%																			
Agree	0	0%																			
Uncertain	0	0%																			
Disagree	0	0%																			
Strongly Disagree	0	0%																			
7	The learning and teaching methods encouraged participation	<table border="1"> <thead> <tr> <th>Choice</th> <th>Number</th> <th>Percentage</th> </tr> </thead> <tbody> <tr> <td>Strongly Agree</td> <td>20</td> <td>100%</td> </tr> <tr> <td>Agree</td> <td>0</td> <td>0%</td> </tr> <tr> <td>Uncertain</td> <td>0</td> <td>0%</td> </tr> <tr> <td>Disagree</td> <td>0</td> <td>0%</td> </tr> <tr> <td>Strongly Disagree</td> <td>0</td> <td>0%</td> </tr> </tbody> </table>	Choice	Number	Percentage	Strongly Agree	20	100%	Agree	0	0%	Uncertain	0	0%	Disagree	0	0%	Strongly Disagree	0	0%	 <p>100%</p> <ul style="list-style-type: none"> ● Stron...
Choice	Number	Percentage																			
Strongly Agree	20	100%																			
Agree	0	0%																			
Uncertain	0	0%																			
Disagree	0	0%																			
Strongly Disagree	0	0%																			
8	The overall environment in the class was conducive to learning	<table border="1"> <thead> <tr> <th>Choice</th> <th>Number</th> <th>Percentage</th> </tr> </thead> <tbody> <tr> <td>Strongly Agree</td> <td>20</td> <td>100%</td> </tr> <tr> <td>Agree</td> <td>0</td> <td>0%</td> </tr> <tr> <td>Uncertain</td> <td>0</td> <td>0%</td> </tr> <tr> <td>Disagree</td> <td>0</td> <td>0%</td> </tr> <tr> <td>Strongly Disagree</td> <td>0</td> <td>0%</td> </tr> </tbody> </table>	Choice	Number	Percentage	Strongly Agree	20	100%	Agree	0	0%	Uncertain	0	0%	Disagree	0	0%	Strongly Disagree	0	0%	 <p>100%</p> <ul style="list-style-type: none"> ● Stron...
Choice	Number	Percentage																			
Strongly Agree	20	100%																			
Agree	0	0%																			
Uncertain	0	0%																			
Disagree	0	0%																			
Strongly Disagree	0	0%																			
9	Classrooms were satisfactory	<table border="1"> <thead> <tr> <th>Choice</th> <th>Number</th> <th>Percentage</th> </tr> </thead> <tbody> <tr> <td>Strongly Agree</td> <td>20</td> <td>100%</td> </tr> <tr> <td>Agree</td> <td>0</td> <td>0%</td> </tr> <tr> <td>Uncertain</td> <td>0</td> <td>0%</td> </tr> <tr> <td>Disagree</td> <td>0</td> <td>0%</td> </tr> <tr> <td>Strongly Disagree</td> <td>0</td> <td>0%</td> </tr> </tbody> </table>	Choice	Number	Percentage	Strongly Agree	20	100%	Agree	0	0%	Uncertain	0	0%	Disagree	0	0%	Strongly Disagree	0	0%	 <p>100%</p> <ul style="list-style-type: none"> ● Stron...
Choice	Number	Percentage																			
Strongly Agree	20	100%																			
Agree	0	0%																			
Uncertain	0	0%																			
Disagree	0	0%																			
Strongly Disagree	0	0%																			

10	Learning materials (Lesson Plans, Course Notes etc.) were relevant and useful	<table border="1"> <thead> <tr> <th>Choice</th> <th>Number</th> <th>Percentage</th> </tr> </thead> <tbody> <tr> <td>Strongly Agree</td> <td>20</td> <td>100%</td> </tr> <tr> <td>Agree</td> <td>0</td> <td>0%</td> </tr> <tr> <td>Uncertain</td> <td>0</td> <td>0%</td> </tr> <tr> <td>Disagree</td> <td>0</td> <td>0%</td> </tr> <tr> <td>Strongly Disagree</td> <td>0</td> <td>0%</td> </tr> </tbody> </table>	Choice	Number	Percentage	Strongly Agree	20	100%	Agree	0	0%	Uncertain	0	0%	Disagree	0	0%	Strongly Disagree	0	0%	 <p>100%</p> <p>● Stron...</p>
Choice	Number	Percentage																			
Strongly Agree	20	100%																			
Agree	0	0%																			
Uncertain	0	0%																			
Disagree	0	0%																			
Strongly Disagree	0	0%																			
11	Recommended reading Books etc. were relevant and appropriate	<table border="1"> <thead> <tr> <th>Choice</th> <th>Number</th> <th>Percentage</th> </tr> </thead> <tbody> <tr> <td>Strongly Agree</td> <td>20</td> <td>100%</td> </tr> <tr> <td>Agree</td> <td>0</td> <td>0%</td> </tr> <tr> <td>Uncertain</td> <td>0</td> <td>0%</td> </tr> <tr> <td>Disagree</td> <td>0</td> <td>0%</td> </tr> <tr> <td>Strongly Disagree</td> <td>0</td> <td>0%</td> </tr> </tbody> </table>	Choice	Number	Percentage	Strongly Agree	20	100%	Agree	0	0%	Uncertain	0	0%	Disagree	0	0%	Strongly Disagree	0	0%	 <p>100%</p> <p>● Stron...</p>
Choice	Number	Percentage																			
Strongly Agree	20	100%																			
Agree	0	0%																			
Uncertain	0	0%																			
Disagree	0	0%																			
Strongly Disagree	0	0%																			
12	The provision of learning resources in the library was adequate and appropriate	<table border="1"> <thead> <tr> <th>Choice</th> <th>Number</th> <th>Percentage</th> </tr> </thead> <tbody> <tr> <td>Strongly Agree</td> <td>20</td> <td>100%</td> </tr> <tr> <td>Agree</td> <td>0</td> <td>0%</td> </tr> <tr> <td>Uncertain</td> <td>0</td> <td>0%</td> </tr> <tr> <td>Disagree</td> <td>0</td> <td>0%</td> </tr> <tr> <td>Strongly Disagree</td> <td>0</td> <td>0%</td> </tr> </tbody> </table>	Choice	Number	Percentage	Strongly Agree	20	100%	Agree	0	0%	Uncertain	0	0%	Disagree	0	0%	Strongly Disagree	0	0%	 <p>100%</p> <p>● Stron...</p>
Choice	Number	Percentage																			
Strongly Agree	20	100%																			
Agree	0	0%																			
Uncertain	0	0%																			
Disagree	0	0%																			
Strongly Disagree	0	0%																			
13	The provision of learning resources on the Web was adequate and appropriate (if relevant)	<table border="1"> <thead> <tr> <th>Choice</th> <th>Number</th> <th>Percentage</th> </tr> </thead> <tbody> <tr> <td>Strongly Agree</td> <td>20</td> <td>100%</td> </tr> <tr> <td>Agree</td> <td>0</td> <td>0%</td> </tr> <tr> <td>Uncertain</td> <td>0</td> <td>0%</td> </tr> <tr> <td>Disagree</td> <td>0</td> <td>0%</td> </tr> <tr> <td>Strongly Disagree</td> <td>0</td> <td>0%</td> </tr> </tbody> </table>	Choice	Number	Percentage	Strongly Agree	20	100%	Agree	0	0%	Uncertain	0	0%	Disagree	0	0%	Strongly Disagree	0	0%	 <p>100%</p> <p>● Stron...</p>
Choice	Number	Percentage																			
Strongly Agree	20	100%																			
Agree	0	0%																			
Uncertain	0	0%																			
Disagree	0	0%																			
Strongly Disagree	0	0%																			
14	The Course stimulated my interest and thought on the subject area	<table border="1"> <thead> <tr> <th>Choice</th> <th>Number</th> <th>Percentage</th> </tr> </thead> <tbody> <tr> <td>Strongly Agree</td> <td>20</td> <td>100%</td> </tr> <tr> <td>Agree</td> <td>0</td> <td>0%</td> </tr> <tr> <td>Uncertain</td> <td>0</td> <td>0%</td> </tr> <tr> <td>Disagree</td> <td>0</td> <td>0%</td> </tr> <tr> <td>Strongly Disagree</td> <td>0</td> <td>0%</td> </tr> </tbody> </table>	Choice	Number	Percentage	Strongly Agree	20	100%	Agree	0	0%	Uncertain	0	0%	Disagree	0	0%	Strongly Disagree	0	0%	 <p>100%</p> <p>● Stron...</p>
Choice	Number	Percentage																			
Strongly Agree	20	100%																			
Agree	0	0%																			
Uncertain	0	0%																			
Disagree	0	0%																			
Strongly Disagree	0	0%																			

15	The pace of the Course was appropriate	<table border="1"> <thead> <tr> <th>Choice</th> <th>Number</th> <th>Percentage</th> </tr> </thead> <tbody> <tr> <td>Strongly Agree</td> <td>20</td> <td>100%</td> </tr> <tr> <td>Agree</td> <td>0</td> <td>0%</td> </tr> <tr> <td>Uncertain</td> <td>0</td> <td>0%</td> </tr> <tr> <td>Disagree</td> <td>0</td> <td>0%</td> </tr> <tr> <td>Strongly Disagree</td> <td>0</td> <td>0%</td> </tr> </tbody> </table>	Choice	Number	Percentage	Strongly Agree	20	100%	Agree	0	0%	Uncertain	0	0%	Disagree	0	0%	Strongly Disagree	0	0%	 <p>100%</p> <p>● Stron...</p>
Choice	Number	Percentage																			
Strongly Agree	20	100%																			
Agree	0	0%																			
Uncertain	0	0%																			
Disagree	0	0%																			
Strongly Disagree	0	0%																			
16	Ideas and concepts were presented clearly	<table border="1"> <thead> <tr> <th>Choice</th> <th>Number</th> <th>Percentage</th> </tr> </thead> <tbody> <tr> <td>Strongly Agree</td> <td>20</td> <td>100%</td> </tr> <tr> <td>Agree</td> <td>0</td> <td>0%</td> </tr> <tr> <td>Uncertain</td> <td>0</td> <td>0%</td> </tr> <tr> <td>Disagree</td> <td>0</td> <td>0%</td> </tr> <tr> <td>Strongly Disagree</td> <td>0</td> <td>0%</td> </tr> </tbody> </table>	Choice	Number	Percentage	Strongly Agree	20	100%	Agree	0	0%	Uncertain	0	0%	Disagree	0	0%	Strongly Disagree	0	0%	 <p>100%</p> <p>● Stron...</p>
Choice	Number	Percentage																			
Strongly Agree	20	100%																			
Agree	0	0%																			
Uncertain	0	0%																			
Disagree	0	0%																			
Strongly Disagree	0	0%																			
17	The method of assessment were reasonable	<table border="1"> <thead> <tr> <th>Choice</th> <th>Number</th> <th>Percentage</th> </tr> </thead> <tbody> <tr> <td>Strongly Agree</td> <td>20</td> <td>100%</td> </tr> <tr> <td>Agree</td> <td>0</td> <td>0%</td> </tr> <tr> <td>Uncertain</td> <td>0</td> <td>0%</td> </tr> <tr> <td>Disagree</td> <td>0</td> <td>0%</td> </tr> <tr> <td>Strongly Disagree</td> <td>0</td> <td>0%</td> </tr> </tbody> </table>	Choice	Number	Percentage	Strongly Agree	20	100%	Agree	0	0%	Uncertain	0	0%	Disagree	0	0%	Strongly Disagree	0	0%	 <p>100%</p> <p>● Stron...</p>
Choice	Number	Percentage																			
Strongly Agree	20	100%																			
Agree	0	0%																			
Uncertain	0	0%																			
Disagree	0	0%																			
Strongly Disagree	0	0%																			
18	Feedback on assessment was timely	<table border="1"> <thead> <tr> <th>Choice</th> <th>Number</th> <th>Percentage</th> </tr> </thead> <tbody> <tr> <td>Strongly Agree</td> <td>20</td> <td>100%</td> </tr> <tr> <td>Agree</td> <td>0</td> <td>0%</td> </tr> <tr> <td>Uncertain</td> <td>0</td> <td>0%</td> </tr> <tr> <td>Disagree</td> <td>0</td> <td>0%</td> </tr> <tr> <td>Strongly Disagree</td> <td>0</td> <td>0%</td> </tr> </tbody> </table>	Choice	Number	Percentage	Strongly Agree	20	100%	Agree	0	0%	Uncertain	0	0%	Disagree	0	0%	Strongly Disagree	0	0%	 <p>100%</p> <p>● Stron...</p>
Choice	Number	Percentage																			
Strongly Agree	20	100%																			
Agree	0	0%																			
Uncertain	0	0%																			
Disagree	0	0%																			
Strongly Disagree	0	0%																			
19	Feedback on assessment was helpful	<table border="1"> <thead> <tr> <th>Choice</th> <th>Number</th> <th>Percentage</th> </tr> </thead> <tbody> <tr> <td>Strongly Agree</td> <td>20</td> <td>100%</td> </tr> <tr> <td>Agree</td> <td>0</td> <td>0%</td> </tr> <tr> <td>Uncertain</td> <td>0</td> <td>0%</td> </tr> <tr> <td>Disagree</td> <td>0</td> <td>0%</td> </tr> <tr> <td>Strongly Disagree</td> <td>0</td> <td>0%</td> </tr> </tbody> </table>	Choice	Number	Percentage	Strongly Agree	20	100%	Agree	0	0%	Uncertain	0	0%	Disagree	0	0%	Strongly Disagree	0	0%	 <p>100%</p> <p>● Stron...</p>
Choice	Number	Percentage																			
Strongly Agree	20	100%																			
Agree	0	0%																			
Uncertain	0	0%																			
Disagree	0	0%																			
Strongly Disagree	0	0%																			






20	I understood the lectures	<table border="1"> <thead> <tr> <th>Choice</th> <th>Number</th> <th>Percentage</th> </tr> </thead> <tbody> <tr> <td>Strongly Agree</td> <td>20</td> <td>100%</td> </tr> <tr> <td>Agree</td> <td>0</td> <td>0%</td> </tr> <tr> <td>Uncertain</td> <td>0</td> <td>0%</td> </tr> <tr> <td>Disagree</td> <td>0</td> <td>0%</td> </tr> <tr> <td>Strongly Disagree</td> <td>0</td> <td>0%</td> </tr> </tbody> </table>	Choice	Number	Percentage	Strongly Agree	20	100%	Agree	0	0%	Uncertain	0	0%	Disagree	0	0%	Strongly Disagree	0	0%	 <p>100%</p> <p>● Stron...</p>
Choice	Number	Percentage																			
Strongly Agree	20	100%																			
Agree	0	0%																			
Uncertain	0	0%																			
Disagree	0	0%																			
Strongly Disagree	0	0%																			
21	The material was well organized and presented	<table border="1"> <thead> <tr> <th>Choice</th> <th>Number</th> <th>Percentage</th> </tr> </thead> <tbody> <tr> <td>Strongly Agree</td> <td>20</td> <td>100%</td> </tr> <tr> <td>Agree</td> <td>0</td> <td>0%</td> </tr> <tr> <td>Uncertain</td> <td>0</td> <td>0%</td> </tr> <tr> <td>Disagree</td> <td>0</td> <td>0%</td> </tr> <tr> <td>Strongly Disagree</td> <td>0</td> <td>0%</td> </tr> </tbody> </table>	Choice	Number	Percentage	Strongly Agree	20	100%	Agree	0	0%	Uncertain	0	0%	Disagree	0	0%	Strongly Disagree	0	0%	 <p>100%</p> <p>● Stron...</p>
Choice	Number	Percentage																			
Strongly Agree	20	100%																			
Agree	0	0%																			
Uncertain	0	0%																			
Disagree	0	0%																			
Strongly Disagree	0	0%																			
22	The instructor was responsive to student needs and problems	<table border="1"> <thead> <tr> <th>Choice</th> <th>Number</th> <th>Percentage</th> </tr> </thead> <tbody> <tr> <td>Strongly Agree</td> <td>20</td> <td>100%</td> </tr> <tr> <td>Agree</td> <td>0</td> <td>0%</td> </tr> <tr> <td>Uncertain</td> <td>0</td> <td>0%</td> </tr> <tr> <td>Disagree</td> <td>0</td> <td>0%</td> </tr> <tr> <td>Strongly Disagree</td> <td>0</td> <td>0%</td> </tr> </tbody> </table>	Choice	Number	Percentage	Strongly Agree	20	100%	Agree	0	0%	Uncertain	0	0%	Disagree	0	0%	Strongly Disagree	0	0%	 <p>100%</p> <p>● Stron...</p>
Choice	Number	Percentage																			
Strongly Agree	20	100%																			
Agree	0	0%																			
Uncertain	0	0%																			
Disagree	0	0%																			
Strongly Disagree	0	0%																			
23	Had the instructor been regular throughout the course	<table border="1"> <thead> <tr> <th>Choice</th> <th>Number</th> <th>Percentage</th> </tr> </thead> <tbody> <tr> <td>Strongly Agree</td> <td>20</td> <td>100%</td> </tr> <tr> <td>Agree</td> <td>0</td> <td>0%</td> </tr> <tr> <td>Uncertain</td> <td>0</td> <td>0%</td> </tr> <tr> <td>Disagree</td> <td>0</td> <td>0%</td> </tr> <tr> <td>Strongly Disagree</td> <td>0</td> <td>0%</td> </tr> </tbody> </table>	Choice	Number	Percentage	Strongly Agree	20	100%	Agree	0	0%	Uncertain	0	0%	Disagree	0	0%	Strongly Disagree	0	0%	 <p>100%</p> <p>● Stron...</p>
Choice	Number	Percentage																			
Strongly Agree	20	100%																			
Agree	0	0%																			
Uncertain	0	0%																			
Disagree	0	0%																			
Strongly Disagree	0	0%																			
24	The material in the tutorials was useful	<table border="1"> <thead> <tr> <th>Choice</th> <th>Number</th> <th>Percentage</th> </tr> </thead> <tbody> <tr> <td>Strongly Agree</td> <td>20</td> <td>100%</td> </tr> <tr> <td>Agree</td> <td>0</td> <td>0%</td> </tr> <tr> <td>Uncertain</td> <td>0</td> <td>0%</td> </tr> <tr> <td>Disagree</td> <td>0</td> <td>0%</td> </tr> <tr> <td>Strongly Disagree</td> <td>0</td> <td>0%</td> </tr> </tbody> </table>	Choice	Number	Percentage	Strongly Agree	20	100%	Agree	0	0%	Uncertain	0	0%	Disagree	0	0%	Strongly Disagree	0	0%	 <p>100%</p> <p>● Stron...</p>
Choice	Number	Percentage																			
Strongly Agree	20	100%																			
Agree	0	0%																			
Uncertain	0	0%																			
Disagree	0	0%																			
Strongly Disagree	0	0%																			






25	I was happy with the amount of work needed for tutorials	<table border="1"> <thead> <tr> <th>Choice</th> <th>Number</th> <th>Percentage</th> </tr> </thead> <tbody> <tr> <td>Strongly Agree</td> <td>20</td> <td>100%</td> </tr> <tr> <td>Agree</td> <td>0</td> <td>0%</td> </tr> <tr> <td>Uncertain</td> <td>0</td> <td>0%</td> </tr> <tr> <td>Disagree</td> <td>0</td> <td>0%</td> </tr> <tr> <td>Strongly Disagree</td> <td>0</td> <td>0%</td> </tr> </tbody> </table>	Choice	Number	Percentage	Strongly Agree	20	100%	Agree	0	0%	Uncertain	0	0%	Disagree	0	0%	Strongly Disagree	0	0%	 <p>100%</p> <p>● Stron...</p>
Choice	Number	Percentage																			
Strongly Agree	20	100%																			
Agree	0	0%																			
Uncertain	0	0%																			
Disagree	0	0%																			
Strongly Disagree	0	0%																			
26	The tutor dealt effectively with my problems	<table border="1"> <thead> <tr> <th>Choice</th> <th>Number</th> <th>Percentage</th> </tr> </thead> <tbody> <tr> <td>Strongly Agree</td> <td>20</td> <td>100%</td> </tr> <tr> <td>Agree</td> <td>0</td> <td>0%</td> </tr> <tr> <td>Uncertain</td> <td>0</td> <td>0%</td> </tr> <tr> <td>Disagree</td> <td>0</td> <td>0%</td> </tr> <tr> <td>Strongly Disagree</td> <td>0</td> <td>0%</td> </tr> </tbody> </table>	Choice	Number	Percentage	Strongly Agree	20	100%	Agree	0	0%	Uncertain	0	0%	Disagree	0	0%	Strongly Disagree	0	0%	 <p>100%</p> <p>● Stron...</p>
Choice	Number	Percentage																			
Strongly Agree	20	100%																			
Agree	0	0%																			
Uncertain	0	0%																			
Disagree	0	0%																			
Strongly Disagree	0	0%																			
27	The material in the practicals was useful	<table border="1"> <thead> <tr> <th>Choice</th> <th>Number</th> <th>Percentage</th> </tr> </thead> <tbody> <tr> <td>Strongly Agree</td> <td>20</td> <td>100%</td> </tr> <tr> <td>Agree</td> <td>0</td> <td>0%</td> </tr> <tr> <td>Uncertain</td> <td>0</td> <td>0%</td> </tr> <tr> <td>Disagree</td> <td>0</td> <td>0%</td> </tr> <tr> <td>Strongly Disagree</td> <td>0</td> <td>0%</td> </tr> </tbody> </table>	Choice	Number	Percentage	Strongly Agree	20	100%	Agree	0	0%	Uncertain	0	0%	Disagree	0	0%	Strongly Disagree	0	0%	 <p>100%</p> <p>● Stron...</p>
Choice	Number	Percentage																			
Strongly Agree	20	100%																			
Agree	0	0%																			
Uncertain	0	0%																			
Disagree	0	0%																			
Strongly Disagree	0	0%																			
28	The demonstrators dealt effectively with my problems	<table border="1"> <thead> <tr> <th>Choice</th> <th>Number</th> <th>Percentage</th> </tr> </thead> <tbody> <tr> <td>Strongly Agree</td> <td>20</td> <td>100%</td> </tr> <tr> <td>Agree</td> <td>0</td> <td>0%</td> </tr> <tr> <td>Uncertain</td> <td>0</td> <td>0%</td> </tr> <tr> <td>Disagree</td> <td>0</td> <td>0%</td> </tr> <tr> <td>Strongly Disagree</td> <td>0</td> <td>0%</td> </tr> </tbody> </table>	Choice	Number	Percentage	Strongly Agree	20	100%	Agree	0	0%	Uncertain	0	0%	Disagree	0	0%	Strongly Disagree	0	0%	 <p>100%</p> <p>● Stron...</p>
Choice	Number	Percentage																			
Strongly Agree	20	100%																			
Agree	0	0%																			
Uncertain	0	0%																			
Disagree	0	0%																			
Strongly Disagree	0	0%																			






29	The best features of the Course were	No comments no comments no comments gd good No comments no comments good no comments no comments To solve Fluid Problems no comments no comments good no comments GOOD TO SOLVE FLUID PROBLEMS Agree Agree no comments
30	The Course could have been improved by	No commrnts no comments no comments gd good No comments no comments teacher no comments no comments Dr Farhad Ali no comments no comments good no comments DR FARHAD ALI DR FARHAD ALI Agree Agree no comments
31	The University does not tolerate discrimination on any irrelevant distinction (e.g. race, age, gender) and is committed to work with diversity in a wholly positive way. Please indicate below anything in relation to this Course which may run counter to this objective	good no comments ys best university no comments no comments good no comments no comments Already good contents no comments no comments good no comments ALREADY GOOD CONTENTS no comments


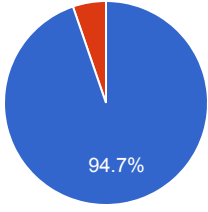

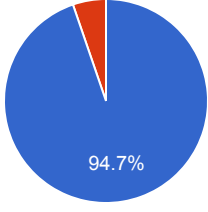

Course Evaluation - Program: 0316




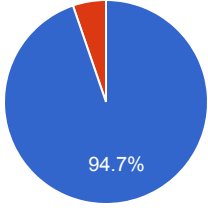
Teacher Name: MUHAMMAD ALTAF KHAN		Course ID: MTS-610 Course Title: Mathematical Biology		Session: 2017 Fall																			
Shift: After noon -- Section:		Total Strength: 21		Attempted: 19																			
S.No	Question	Opinions			Chart																		
1	The course objectives were clear	<table border="1"> <thead> <tr> <th>Choice</th> <th>Number</th> <th>Percentage</th> </tr> </thead> <tbody> <tr> <td>Strongly Agree</td> <td>19</td> <td>100%</td> </tr> <tr> <td>Agree</td> <td>0</td> <td>0%</td> </tr> <tr> <td>Uncertain</td> <td>0</td> <td>0%</td> </tr> <tr> <td>Disagree</td> <td>0</td> <td>0%</td> </tr> <tr> <td>Strongly Disagree</td> <td>0</td> <td>0%</td> </tr> </tbody> </table>	Choice	Number	Percentage	Strongly Agree	19	100%	Agree	0	0%	Uncertain	0	0%	Disagree	0	0%	Strongly Disagree	0	0%	<p>A pie chart with a single blue slice representing 100%. The legend shows a blue dot for 'Stron...' and a red dot for 'Agree'.</p>		
Choice	Number	Percentage																					
Strongly Agree	19	100%																					
Agree	0	0%																					
Uncertain	0	0%																					
Disagree	0	0%																					
Strongly Disagree	0	0%																					
2	The Course workload was manageable	<table border="1"> <thead> <tr> <th>Choice</th> <th>Number</th> <th>Percentage</th> </tr> </thead> <tbody> <tr> <td>Strongly Agree</td> <td>18</td> <td>94.74%</td> </tr> <tr> <td>Agree</td> <td>1</td> <td>5.26%</td> </tr> <tr> <td>Uncertain</td> <td>0</td> <td>0%</td> </tr> <tr> <td>Disagree</td> <td>0</td> <td>0%</td> </tr> <tr> <td>Strongly Disagree</td> <td>0</td> <td>0%</td> </tr> </tbody> </table>	Choice	Number	Percentage	Strongly Agree	18	94.74%	Agree	1	5.26%	Uncertain	0	0%	Disagree	0	0%	Strongly Disagree	0	0%	<p>A pie chart with a large blue slice (94.7%) and a small red slice (5.26%). The legend shows a blue dot for 'Stron...' and a red dot for 'Agree'.</p>		
Choice	Number	Percentage																					
Strongly Agree	18	94.74%																					
Agree	1	5.26%																					
Uncertain	0	0%																					
Disagree	0	0%																					
Strongly Disagree	0	0%																					
3	The Course was well organized (e.g. timely access to materials, notification of changes, etc.)	<table border="1"> <thead> <tr> <th>Choice</th> <th>Number</th> <th>Percentage</th> </tr> </thead> <tbody> <tr> <td>Strongly Agree</td> <td>19</td> <td>100%</td> </tr> <tr> <td>Agree</td> <td>0</td> <td>0%</td> </tr> <tr> <td>Uncertain</td> <td>0</td> <td>0%</td> </tr> <tr> <td>Disagree</td> <td>0</td> <td>0%</td> </tr> <tr> <td>Strongly Disagree</td> <td>0</td> <td>0%</td> </tr> </tbody> </table>	Choice	Number	Percentage	Strongly Agree	19	100%	Agree	0	0%	Uncertain	0	0%	Disagree	0	0%	Strongly Disagree	0	0%	<p>A pie chart with a single blue slice representing 100%. The legend shows a blue dot for 'Stron...'.</p>		
Choice	Number	Percentage																					
Strongly Agree	19	100%																					
Agree	0	0%																					
Uncertain	0	0%																					
Disagree	0	0%																					
Strongly Disagree	0	0%																					
4	I participated actively in the Course	<table border="1"> <thead> <tr> <th>Choice</th> <th>Number</th> <th>Percentage</th> </tr> </thead> <tbody> <tr> <td>Strongly Agree</td> <td>19</td> <td>100%</td> </tr> <tr> <td>Agree</td> <td>0</td> <td>0%</td> </tr> <tr> <td>Uncertain</td> <td>0</td> <td>0%</td> </tr> <tr> <td>Disagree</td> <td>0</td> <td>0%</td> </tr> <tr> <td>Strongly Disagree</td> <td>0</td> <td>0%</td> </tr> </tbody> </table>	Choice	Number	Percentage	Strongly Agree	19	100%	Agree	0	0%	Uncertain	0	0%	Disagree	0	0%	Strongly Disagree	0	0%	<p>A pie chart with a single blue slice representing 100%. The legend shows a blue dot for 'Stron...'.</p>		
Choice	Number	Percentage																					
Strongly Agree	19	100%																					
Agree	0	0%																					
Uncertain	0	0%																					
Disagree	0	0%																					
Strongly Disagree	0	0%																					

5	I think I have made progress in this Course	<table border="1"> <thead> <tr> <th>Choice</th> <th>Number</th> <th>Percentage</th> </tr> </thead> <tbody> <tr> <td>Strongly Agree</td> <td>19</td> <td>100%</td> </tr> <tr> <td>Agree</td> <td>0</td> <td>0%</td> </tr> <tr> <td>Uncertain</td> <td>0</td> <td>0%</td> </tr> <tr> <td>Disagree</td> <td>0</td> <td>0%</td> </tr> <tr> <td>Strongly Disagree</td> <td>0</td> <td>0%</td> </tr> </tbody> </table>	Choice	Number	Percentage	Strongly Agree	19	100%	Agree	0	0%	Uncertain	0	0%	Disagree	0	0%	Strongly Disagree	0	0%	 <p>100%</p> <p>● Stron...</p>
Choice	Number	Percentage																			
Strongly Agree	19	100%																			
Agree	0	0%																			
Uncertain	0	0%																			
Disagree	0	0%																			
Strongly Disagree	0	0%																			
6	I think the Course was well structured to achieve the learning outcomes (there was a good balance of lectures, tutorials, practical etc.)	<table border="1"> <thead> <tr> <th>Choice</th> <th>Number</th> <th>Percentage</th> </tr> </thead> <tbody> <tr> <td>Strongly Agree</td> <td>19</td> <td>100%</td> </tr> <tr> <td>Agree</td> <td>0</td> <td>0%</td> </tr> <tr> <td>Uncertain</td> <td>0</td> <td>0%</td> </tr> <tr> <td>Disagree</td> <td>0</td> <td>0%</td> </tr> <tr> <td>Strongly Disagree</td> <td>0</td> <td>0%</td> </tr> </tbody> </table>	Choice	Number	Percentage	Strongly Agree	19	100%	Agree	0	0%	Uncertain	0	0%	Disagree	0	0%	Strongly Disagree	0	0%	 <p>100%</p> <p>● Stron...</p>
Choice	Number	Percentage																			
Strongly Agree	19	100%																			
Agree	0	0%																			
Uncertain	0	0%																			
Disagree	0	0%																			
Strongly Disagree	0	0%																			
7	The learning and teaching methods encouraged participation	<table border="1"> <thead> <tr> <th>Choice</th> <th>Number</th> <th>Percentage</th> </tr> </thead> <tbody> <tr> <td>Strongly Agree</td> <td>19</td> <td>100%</td> </tr> <tr> <td>Agree</td> <td>0</td> <td>0%</td> </tr> <tr> <td>Uncertain</td> <td>0</td> <td>0%</td> </tr> <tr> <td>Disagree</td> <td>0</td> <td>0%</td> </tr> <tr> <td>Strongly Disagree</td> <td>0</td> <td>0%</td> </tr> </tbody> </table>	Choice	Number	Percentage	Strongly Agree	19	100%	Agree	0	0%	Uncertain	0	0%	Disagree	0	0%	Strongly Disagree	0	0%	 <p>100%</p> <p>● Stron...</p>
Choice	Number	Percentage																			
Strongly Agree	19	100%																			
Agree	0	0%																			
Uncertain	0	0%																			
Disagree	0	0%																			
Strongly Disagree	0	0%																			
8	The overall environment in the class was conducive to learning	<table border="1"> <thead> <tr> <th>Choice</th> <th>Number</th> <th>Percentage</th> </tr> </thead> <tbody> <tr> <td>Strongly Agree</td> <td>19</td> <td>100%</td> </tr> <tr> <td>Agree</td> <td>0</td> <td>0%</td> </tr> <tr> <td>Uncertain</td> <td>0</td> <td>0%</td> </tr> <tr> <td>Disagree</td> <td>0</td> <td>0%</td> </tr> <tr> <td>Strongly Disagree</td> <td>0</td> <td>0%</td> </tr> </tbody> </table>	Choice	Number	Percentage	Strongly Agree	19	100%	Agree	0	0%	Uncertain	0	0%	Disagree	0	0%	Strongly Disagree	0	0%	 <p>100%</p> <p>● Stron...</p>
Choice	Number	Percentage																			
Strongly Agree	19	100%																			
Agree	0	0%																			
Uncertain	0	0%																			
Disagree	0	0%																			
Strongly Disagree	0	0%																			
9	Classrooms were satisfactory	<table border="1"> <thead> <tr> <th>Choice</th> <th>Number</th> <th>Percentage</th> </tr> </thead> <tbody> <tr> <td>Strongly Agree</td> <td>19</td> <td>100%</td> </tr> <tr> <td>Agree</td> <td>0</td> <td>0%</td> </tr> <tr> <td>Uncertain</td> <td>0</td> <td>0%</td> </tr> <tr> <td>Disagree</td> <td>0</td> <td>0%</td> </tr> <tr> <td>Strongly Disagree</td> <td>0</td> <td>0%</td> </tr> </tbody> </table>	Choice	Number	Percentage	Strongly Agree	19	100%	Agree	0	0%	Uncertain	0	0%	Disagree	0	0%	Strongly Disagree	0	0%	 <p>100%</p> <p>● Stron...</p>
Choice	Number	Percentage																			
Strongly Agree	19	100%																			
Agree	0	0%																			
Uncertain	0	0%																			
Disagree	0	0%																			
Strongly Disagree	0	0%																			

10	Learning materials (Lesson Plans, Course Notes etc.) were relevant and useful	<table border="1"> <thead> <tr> <th>Choice</th> <th>Number</th> <th>Percentage</th> </tr> </thead> <tbody> <tr> <td>Strongly Agree</td> <td>19</td> <td>100%</td> </tr> <tr> <td>Agree</td> <td>0</td> <td>0%</td> </tr> <tr> <td>Uncertain</td> <td>0</td> <td>0%</td> </tr> <tr> <td>Disagree</td> <td>0</td> <td>0%</td> </tr> <tr> <td>Strongly Disagree</td> <td>0</td> <td>0%</td> </tr> </tbody> </table>	Choice	Number	Percentage	Strongly Agree	19	100%	Agree	0	0%	Uncertain	0	0%	Disagree	0	0%	Strongly Disagree	0	0%	 <p>100%</p> <p>● Stron...</p>
Choice	Number	Percentage																			
Strongly Agree	19	100%																			
Agree	0	0%																			
Uncertain	0	0%																			
Disagree	0	0%																			
Strongly Disagree	0	0%																			
11	Recommended reading Books etc. were relevant and appropriate	<table border="1"> <thead> <tr> <th>Choice</th> <th>Number</th> <th>Percentage</th> </tr> </thead> <tbody> <tr> <td>Strongly Agree</td> <td>19</td> <td>100%</td> </tr> <tr> <td>Agree</td> <td>0</td> <td>0%</td> </tr> <tr> <td>Uncertain</td> <td>0</td> <td>0%</td> </tr> <tr> <td>Disagree</td> <td>0</td> <td>0%</td> </tr> <tr> <td>Strongly Disagree</td> <td>0</td> <td>0%</td> </tr> </tbody> </table>	Choice	Number	Percentage	Strongly Agree	19	100%	Agree	0	0%	Uncertain	0	0%	Disagree	0	0%	Strongly Disagree	0	0%	 <p>100%</p> <p>● Stron...</p>
Choice	Number	Percentage																			
Strongly Agree	19	100%																			
Agree	0	0%																			
Uncertain	0	0%																			
Disagree	0	0%																			
Strongly Disagree	0	0%																			
12	The provision of learning resources in the library was adequate and appropriate	<table border="1"> <thead> <tr> <th>Choice</th> <th>Number</th> <th>Percentage</th> </tr> </thead> <tbody> <tr> <td>Strongly Agree</td> <td>19</td> <td>100%</td> </tr> <tr> <td>Agree</td> <td>0</td> <td>0%</td> </tr> <tr> <td>Uncertain</td> <td>0</td> <td>0%</td> </tr> <tr> <td>Disagree</td> <td>0</td> <td>0%</td> </tr> <tr> <td>Strongly Disagree</td> <td>0</td> <td>0%</td> </tr> </tbody> </table>	Choice	Number	Percentage	Strongly Agree	19	100%	Agree	0	0%	Uncertain	0	0%	Disagree	0	0%	Strongly Disagree	0	0%	 <p>100%</p> <p>● Stron...</p>
Choice	Number	Percentage																			
Strongly Agree	19	100%																			
Agree	0	0%																			
Uncertain	0	0%																			
Disagree	0	0%																			
Strongly Disagree	0	0%																			
13	The provision of learning resources on the Web was adequate and appropriate (if relevant)	<table border="1"> <thead> <tr> <th>Choice</th> <th>Number</th> <th>Percentage</th> </tr> </thead> <tbody> <tr> <td>Strongly Agree</td> <td>19</td> <td>100%</td> </tr> <tr> <td>Agree</td> <td>0</td> <td>0%</td> </tr> <tr> <td>Uncertain</td> <td>0</td> <td>0%</td> </tr> <tr> <td>Disagree</td> <td>0</td> <td>0%</td> </tr> <tr> <td>Strongly Disagree</td> <td>0</td> <td>0%</td> </tr> </tbody> </table>	Choice	Number	Percentage	Strongly Agree	19	100%	Agree	0	0%	Uncertain	0	0%	Disagree	0	0%	Strongly Disagree	0	0%	 <p>100%</p> <p>● Stron...</p>
Choice	Number	Percentage																			
Strongly Agree	19	100%																			
Agree	0	0%																			
Uncertain	0	0%																			
Disagree	0	0%																			
Strongly Disagree	0	0%																			
14	The Course stimulated my interest and thought on the subject area	<table border="1"> <thead> <tr> <th>Choice</th> <th>Number</th> <th>Percentage</th> </tr> </thead> <tbody> <tr> <td>Strongly Agree</td> <td>19</td> <td>100%</td> </tr> <tr> <td>Agree</td> <td>0</td> <td>0%</td> </tr> <tr> <td>Uncertain</td> <td>0</td> <td>0%</td> </tr> <tr> <td>Disagree</td> <td>0</td> <td>0%</td> </tr> <tr> <td>Strongly Disagree</td> <td>0</td> <td>0%</td> </tr> </tbody> </table>	Choice	Number	Percentage	Strongly Agree	19	100%	Agree	0	0%	Uncertain	0	0%	Disagree	0	0%	Strongly Disagree	0	0%	 <p>100%</p> <p>● Stron...</p>
Choice	Number	Percentage																			
Strongly Agree	19	100%																			
Agree	0	0%																			
Uncertain	0	0%																			
Disagree	0	0%																			
Strongly Disagree	0	0%																			

15	The pace of the Course was appropriate	<table border="1"> <thead> <tr> <th>Choice</th> <th>Number</th> <th>Percentage</th> </tr> </thead> <tbody> <tr> <td>Strongly Agree</td> <td>19</td> <td>100%</td> </tr> <tr> <td>Agree</td> <td>0</td> <td>0%</td> </tr> <tr> <td>Uncertain</td> <td>0</td> <td>0%</td> </tr> <tr> <td>Disagree</td> <td>0</td> <td>0%</td> </tr> <tr> <td>Strongly Disagree</td> <td>0</td> <td>0%</td> </tr> </tbody> </table>	Choice	Number	Percentage	Strongly Agree	19	100%	Agree	0	0%	Uncertain	0	0%	Disagree	0	0%	Strongly Disagree	0	0%	 <p>100%</p> <p>● Stron...</p>
Choice	Number	Percentage																			
Strongly Agree	19	100%																			
Agree	0	0%																			
Uncertain	0	0%																			
Disagree	0	0%																			
Strongly Disagree	0	0%																			
16	Ideas and concepts were presented clearly	<table border="1"> <thead> <tr> <th>Choice</th> <th>Number</th> <th>Percentage</th> </tr> </thead> <tbody> <tr> <td>Strongly Agree</td> <td>19</td> <td>100%</td> </tr> <tr> <td>Agree</td> <td>0</td> <td>0%</td> </tr> <tr> <td>Uncertain</td> <td>0</td> <td>0%</td> </tr> <tr> <td>Disagree</td> <td>0</td> <td>0%</td> </tr> <tr> <td>Strongly Disagree</td> <td>0</td> <td>0%</td> </tr> </tbody> </table>	Choice	Number	Percentage	Strongly Agree	19	100%	Agree	0	0%	Uncertain	0	0%	Disagree	0	0%	Strongly Disagree	0	0%	 <p>100%</p> <p>● Stron...</p>
Choice	Number	Percentage																			
Strongly Agree	19	100%																			
Agree	0	0%																			
Uncertain	0	0%																			
Disagree	0	0%																			
Strongly Disagree	0	0%																			
17	The method of assessment were reasonable	<table border="1"> <thead> <tr> <th>Choice</th> <th>Number</th> <th>Percentage</th> </tr> </thead> <tbody> <tr> <td>Strongly Agree</td> <td>19</td> <td>100%</td> </tr> <tr> <td>Agree</td> <td>0</td> <td>0%</td> </tr> <tr> <td>Uncertain</td> <td>0</td> <td>0%</td> </tr> <tr> <td>Disagree</td> <td>0</td> <td>0%</td> </tr> <tr> <td>Strongly Disagree</td> <td>0</td> <td>0%</td> </tr> </tbody> </table>	Choice	Number	Percentage	Strongly Agree	19	100%	Agree	0	0%	Uncertain	0	0%	Disagree	0	0%	Strongly Disagree	0	0%	 <p>100%</p> <p>● Stron...</p>
Choice	Number	Percentage																			
Strongly Agree	19	100%																			
Agree	0	0%																			
Uncertain	0	0%																			
Disagree	0	0%																			
Strongly Disagree	0	0%																			
18	Feedback on assessment was timely	<table border="1"> <thead> <tr> <th>Choice</th> <th>Number</th> <th>Percentage</th> </tr> </thead> <tbody> <tr> <td>Strongly Agree</td> <td>19</td> <td>100%</td> </tr> <tr> <td>Agree</td> <td>0</td> <td>0%</td> </tr> <tr> <td>Uncertain</td> <td>0</td> <td>0%</td> </tr> <tr> <td>Disagree</td> <td>0</td> <td>0%</td> </tr> <tr> <td>Strongly Disagree</td> <td>0</td> <td>0%</td> </tr> </tbody> </table>	Choice	Number	Percentage	Strongly Agree	19	100%	Agree	0	0%	Uncertain	0	0%	Disagree	0	0%	Strongly Disagree	0	0%	 <p>100%</p> <p>● Stron...</p>
Choice	Number	Percentage																			
Strongly Agree	19	100%																			
Agree	0	0%																			
Uncertain	0	0%																			
Disagree	0	0%																			
Strongly Disagree	0	0%																			
19	Feedback on assessment was helpful	<table border="1"> <thead> <tr> <th>Choice</th> <th>Number</th> <th>Percentage</th> </tr> </thead> <tbody> <tr> <td>Strongly Agree</td> <td>19</td> <td>100%</td> </tr> <tr> <td>Agree</td> <td>0</td> <td>0%</td> </tr> <tr> <td>Uncertain</td> <td>0</td> <td>0%</td> </tr> <tr> <td>Disagree</td> <td>0</td> <td>0%</td> </tr> <tr> <td>Strongly Disagree</td> <td>0</td> <td>0%</td> </tr> </tbody> </table>	Choice	Number	Percentage	Strongly Agree	19	100%	Agree	0	0%	Uncertain	0	0%	Disagree	0	0%	Strongly Disagree	0	0%	 <p>100%</p> <p>● Stron...</p>
Choice	Number	Percentage																			
Strongly Agree	19	100%																			
Agree	0	0%																			
Uncertain	0	0%																			
Disagree	0	0%																			
Strongly Disagree	0	0%																			

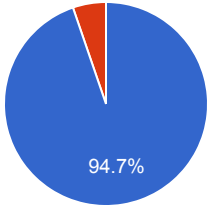

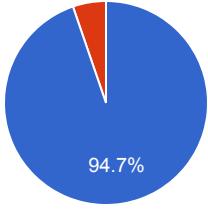
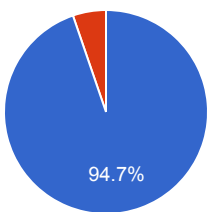
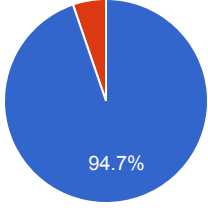
20	I understood the lectures	<table border="1"> <thead> <tr> <th>Choice</th> <th>Number</th> <th>Percentage</th> </tr> </thead> <tbody> <tr> <td>Strongly Agree</td> <td>19</td> <td>100%</td> </tr> <tr> <td>Agree</td> <td>0</td> <td>0%</td> </tr> <tr> <td>Uncertain</td> <td>0</td> <td>0%</td> </tr> <tr> <td>Disagree</td> <td>0</td> <td>0%</td> </tr> <tr> <td>Strongly Disagree</td> <td>0</td> <td>0%</td> </tr> </tbody> </table>	Choice	Number	Percentage	Strongly Agree	19	100%	Agree	0	0%	Uncertain	0	0%	Disagree	0	0%	Strongly Disagree	0	0%	 <p>100%</p> <ul style="list-style-type: none"> ● Stron...
Choice	Number	Percentage																			
Strongly Agree	19	100%																			
Agree	0	0%																			
Uncertain	0	0%																			
Disagree	0	0%																			
Strongly Disagree	0	0%																			
21	The material was well organized and presented	<table border="1"> <thead> <tr> <th>Choice</th> <th>Number</th> <th>Percentage</th> </tr> </thead> <tbody> <tr> <td>Strongly Agree</td> <td>18</td> <td>94.74%</td> </tr> <tr> <td>Agree</td> <td>1</td> <td>5.26%</td> </tr> <tr> <td>Uncertain</td> <td>0</td> <td>0%</td> </tr> <tr> <td>Disagree</td> <td>0</td> <td>0%</td> </tr> <tr> <td>Strongly Disagree</td> <td>0</td> <td>0%</td> </tr> </tbody> </table>	Choice	Number	Percentage	Strongly Agree	18	94.74%	Agree	1	5.26%	Uncertain	0	0%	Disagree	0	0%	Strongly Disagree	0	0%	 <p>94.7%</p> <ul style="list-style-type: none"> ● Stron... ● Agree
Choice	Number	Percentage																			
Strongly Agree	18	94.74%																			
Agree	1	5.26%																			
Uncertain	0	0%																			
Disagree	0	0%																			
Strongly Disagree	0	0%																			
22	The instructor was responsive to student needs and problems	<table border="1"> <thead> <tr> <th>Choice</th> <th>Number</th> <th>Percentage</th> </tr> </thead> <tbody> <tr> <td>Strongly Agree</td> <td>19</td> <td>100%</td> </tr> <tr> <td>Agree</td> <td>0</td> <td>0%</td> </tr> <tr> <td>Uncertain</td> <td>0</td> <td>0%</td> </tr> <tr> <td>Disagree</td> <td>0</td> <td>0%</td> </tr> <tr> <td>Strongly Disagree</td> <td>0</td> <td>0%</td> </tr> </tbody> </table>	Choice	Number	Percentage	Strongly Agree	19	100%	Agree	0	0%	Uncertain	0	0%	Disagree	0	0%	Strongly Disagree	0	0%	 <p>100%</p> <ul style="list-style-type: none"> ● Stron...
Choice	Number	Percentage																			
Strongly Agree	19	100%																			
Agree	0	0%																			
Uncertain	0	0%																			
Disagree	0	0%																			
Strongly Disagree	0	0%																			
23	Had the instructor been regular throughout the course	<table border="1"> <thead> <tr> <th>Choice</th> <th>Number</th> <th>Percentage</th> </tr> </thead> <tbody> <tr> <td>Strongly Agree</td> <td>18</td> <td>94.74%</td> </tr> <tr> <td>Agree</td> <td>1</td> <td>5.26%</td> </tr> <tr> <td>Uncertain</td> <td>0</td> <td>0%</td> </tr> <tr> <td>Disagree</td> <td>0</td> <td>0%</td> </tr> <tr> <td>Strongly Disagree</td> <td>0</td> <td>0%</td> </tr> </tbody> </table>	Choice	Number	Percentage	Strongly Agree	18	94.74%	Agree	1	5.26%	Uncertain	0	0%	Disagree	0	0%	Strongly Disagree	0	0%	 <p>94.7%</p> <ul style="list-style-type: none"> ● Stron... ● Agree
Choice	Number	Percentage																			
Strongly Agree	18	94.74%																			
Agree	1	5.26%																			
Uncertain	0	0%																			
Disagree	0	0%																			
Strongly Disagree	0	0%																			
24	The material in the tutorials was useful	<table border="1"> <thead> <tr> <th>Choice</th> <th>Number</th> <th>Percentage</th> </tr> </thead> <tbody> <tr> <td>Strongly Agree</td> <td>19</td> <td>100%</td> </tr> <tr> <td>Agree</td> <td>0</td> <td>0%</td> </tr> <tr> <td>Uncertain</td> <td>0</td> <td>0%</td> </tr> <tr> <td>Disagree</td> <td>0</td> <td>0%</td> </tr> <tr> <td>Strongly Disagree</td> <td>0</td> <td>0%</td> </tr> </tbody> </table>	Choice	Number	Percentage	Strongly Agree	19	100%	Agree	0	0%	Uncertain	0	0%	Disagree	0	0%	Strongly Disagree	0	0%	 <p>100%</p> <ul style="list-style-type: none"> ● Stron...
Choice	Number	Percentage																			
Strongly Agree	19	100%																			
Agree	0	0%																			
Uncertain	0	0%																			
Disagree	0	0%																			
Strongly Disagree	0	0%																			

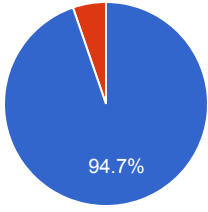
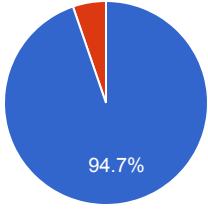
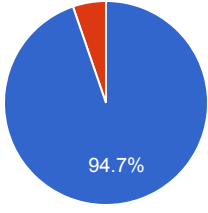
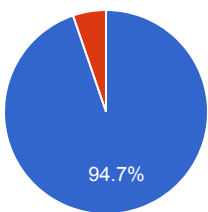
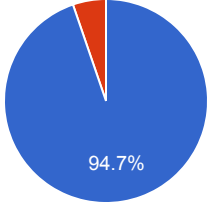
25	I was happy with the amount of work needed for tutorials	<table border="1"> <thead> <tr> <th>Choice</th> <th>Number</th> <th>Percentage</th> </tr> </thead> <tbody> <tr> <td>Strongly Agree</td> <td>19</td> <td>100%</td> </tr> <tr> <td>Agree</td> <td>0</td> <td>0%</td> </tr> <tr> <td>Uncertain</td> <td>0</td> <td>0%</td> </tr> <tr> <td>Disagree</td> <td>0</td> <td>0%</td> </tr> <tr> <td>Strongly Disagree</td> <td>0</td> <td>0%</td> </tr> </tbody> </table>	Choice	Number	Percentage	Strongly Agree	19	100%	Agree	0	0%	Uncertain	0	0%	Disagree	0	0%	Strongly Disagree	0	0%	<table border="1"> <thead> <tr> <th>Choice</th> <th>Number</th> <th>Percentage</th> </tr> </thead> <tbody> <tr> <td>Strongly Agree</td> <td>19</td> <td>100%</td> </tr> <tr> <td>Agree</td> <td>0</td> <td>0%</td> </tr> <tr> <td>Uncertain</td> <td>0</td> <td>0%</td> </tr> <tr> <td>Disagree</td> <td>0</td> <td>0%</td> </tr> <tr> <td>Strongly Disagree</td> <td>0</td> <td>0%</td> </tr> </tbody> </table>	Choice	Number	Percentage	Strongly Agree	19	100%	Agree	0	0%	Uncertain	0	0%	Disagree	0	0%	Strongly Disagree	0	0%	 <p>100%</p> <ul style="list-style-type: none"> ● Stron...
Choice	Number	Percentage																																						
Strongly Agree	19	100%																																						
Agree	0	0%																																						
Uncertain	0	0%																																						
Disagree	0	0%																																						
Strongly Disagree	0	0%																																						
Choice	Number	Percentage																																						
Strongly Agree	19	100%																																						
Agree	0	0%																																						
Uncertain	0	0%																																						
Disagree	0	0%																																						
Strongly Disagree	0	0%																																						
26	The tutor dealt effectively with my problems	<table border="1"> <thead> <tr> <th>Choice</th> <th>Number</th> <th>Percentage</th> </tr> </thead> <tbody> <tr> <td>Strongly Agree</td> <td>19</td> <td>100%</td> </tr> <tr> <td>Agree</td> <td>0</td> <td>0%</td> </tr> <tr> <td>Uncertain</td> <td>0</td> <td>0%</td> </tr> <tr> <td>Disagree</td> <td>0</td> <td>0%</td> </tr> <tr> <td>Strongly Disagree</td> <td>0</td> <td>0%</td> </tr> </tbody> </table>	Choice	Number	Percentage	Strongly Agree	19	100%	Agree	0	0%	Uncertain	0	0%	Disagree	0	0%	Strongly Disagree	0	0%	<table border="1"> <thead> <tr> <th>Choice</th> <th>Number</th> <th>Percentage</th> </tr> </thead> <tbody> <tr> <td>Strongly Agree</td> <td>19</td> <td>100%</td> </tr> <tr> <td>Agree</td> <td>0</td> <td>0%</td> </tr> <tr> <td>Uncertain</td> <td>0</td> <td>0%</td> </tr> <tr> <td>Disagree</td> <td>0</td> <td>0%</td> </tr> <tr> <td>Strongly Disagree</td> <td>0</td> <td>0%</td> </tr> </tbody> </table>	Choice	Number	Percentage	Strongly Agree	19	100%	Agree	0	0%	Uncertain	0	0%	Disagree	0	0%	Strongly Disagree	0	0%	 <p>100%</p> <ul style="list-style-type: none"> ● Stron...
Choice	Number	Percentage																																						
Strongly Agree	19	100%																																						
Agree	0	0%																																						
Uncertain	0	0%																																						
Disagree	0	0%																																						
Strongly Disagree	0	0%																																						
Choice	Number	Percentage																																						
Strongly Agree	19	100%																																						
Agree	0	0%																																						
Uncertain	0	0%																																						
Disagree	0	0%																																						
Strongly Disagree	0	0%																																						
27	The material in the practicals was useful	<table border="1"> <thead> <tr> <th>Choice</th> <th>Number</th> <th>Percentage</th> </tr> </thead> <tbody> <tr> <td>Strongly Agree</td> <td>19</td> <td>100%</td> </tr> <tr> <td>Agree</td> <td>0</td> <td>0%</td> </tr> <tr> <td>Uncertain</td> <td>0</td> <td>0%</td> </tr> <tr> <td>Disagree</td> <td>0</td> <td>0%</td> </tr> <tr> <td>Strongly Disagree</td> <td>0</td> <td>0%</td> </tr> </tbody> </table>	Choice	Number	Percentage	Strongly Agree	19	100%	Agree	0	0%	Uncertain	0	0%	Disagree	0	0%	Strongly Disagree	0	0%	<table border="1"> <thead> <tr> <th>Choice</th> <th>Number</th> <th>Percentage</th> </tr> </thead> <tbody> <tr> <td>Strongly Agree</td> <td>19</td> <td>100%</td> </tr> <tr> <td>Agree</td> <td>0</td> <td>0%</td> </tr> <tr> <td>Uncertain</td> <td>0</td> <td>0%</td> </tr> <tr> <td>Disagree</td> <td>0</td> <td>0%</td> </tr> <tr> <td>Strongly Disagree</td> <td>0</td> <td>0%</td> </tr> </tbody> </table>	Choice	Number	Percentage	Strongly Agree	19	100%	Agree	0	0%	Uncertain	0	0%	Disagree	0	0%	Strongly Disagree	0	0%	 <p>100%</p> <ul style="list-style-type: none"> ● Stron...
Choice	Number	Percentage																																						
Strongly Agree	19	100%																																						
Agree	0	0%																																						
Uncertain	0	0%																																						
Disagree	0	0%																																						
Strongly Disagree	0	0%																																						
Choice	Number	Percentage																																						
Strongly Agree	19	100%																																						
Agree	0	0%																																						
Uncertain	0	0%																																						
Disagree	0	0%																																						
Strongly Disagree	0	0%																																						
28	The demonstrators dealt effectively with my problems	<table border="1"> <thead> <tr> <th>Choice</th> <th>Number</th> <th>Percentage</th> </tr> </thead> <tbody> <tr> <td>Strongly Agree</td> <td>18</td> <td>94.74%</td> </tr> <tr> <td>Agree</td> <td>1</td> <td>5.26%</td> </tr> <tr> <td>Uncertain</td> <td>0</td> <td>0%</td> </tr> <tr> <td>Disagree</td> <td>0</td> <td>0%</td> </tr> <tr> <td>Strongly Disagree</td> <td>0</td> <td>0%</td> </tr> </tbody> </table>	Choice	Number	Percentage	Strongly Agree	18	94.74%	Agree	1	5.26%	Uncertain	0	0%	Disagree	0	0%	Strongly Disagree	0	0%	<table border="1"> <thead> <tr> <th>Choice</th> <th>Number</th> <th>Percentage</th> </tr> </thead> <tbody> <tr> <td>Strongly Agree</td> <td>18</td> <td>94.74%</td> </tr> <tr> <td>Agree</td> <td>1</td> <td>5.26%</td> </tr> <tr> <td>Uncertain</td> <td>0</td> <td>0%</td> </tr> <tr> <td>Disagree</td> <td>0</td> <td>0%</td> </tr> <tr> <td>Strongly Disagree</td> <td>0</td> <td>0%</td> </tr> </tbody> </table>	Choice	Number	Percentage	Strongly Agree	18	94.74%	Agree	1	5.26%	Uncertain	0	0%	Disagree	0	0%	Strongly Disagree	0	0%	 <p>94.7%</p> <ul style="list-style-type: none"> ● Stron... ● Agree
Choice	Number	Percentage																																						
Strongly Agree	18	94.74%																																						
Agree	1	5.26%																																						
Uncertain	0	0%																																						
Disagree	0	0%																																						
Strongly Disagree	0	0%																																						
Choice	Number	Percentage																																						
Strongly Agree	18	94.74%																																						
Agree	1	5.26%																																						
Uncertain	0	0%																																						
Disagree	0	0%																																						
Strongly Disagree	0	0%																																						

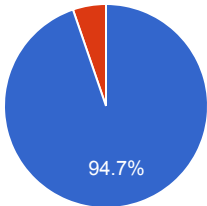
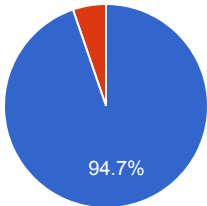
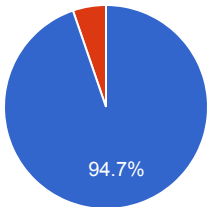
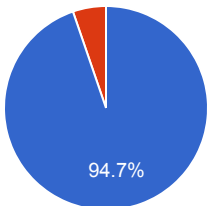
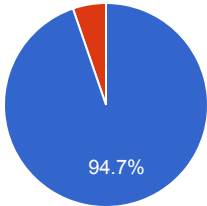
29	The best features of the Course were	No comments no comments no comments new course good No comments no comments good no comments no comments To know real life use of mathematics no comments no comments good no comments good TO KNOW THE REAL LIFE USE OF MATHEMATICS Good no comments
30	The Course could have been improved by	No comments no comments no comments yes yes No comments no comments teacher no comments no comments Dr Muhammad Altaf Khan no comments no comments good no comments DR ALTAF KHAN DR MUHAMMAD ALTAF Hec no comments
31	The University does not tolerate discrimination on any irrelevant distinction (e.g. race, age, gender) and is committed to work with diversity in a wholly positive way. Please indicate below anything in relation to this Course which may run counter to this objective	no comments no very good university No comments no comments good no comments no comments Already good contents no comments no comments good no comments ALREADY GOOD CONTENTS no comments

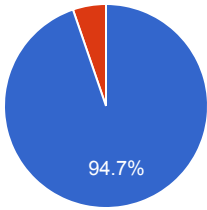
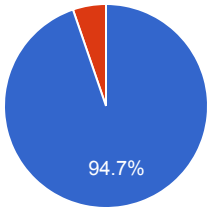
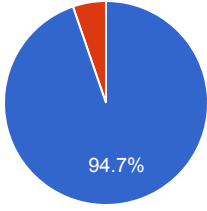


Course Evaluation - Program: 0316

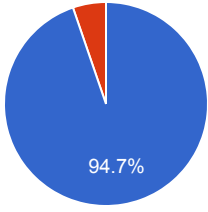
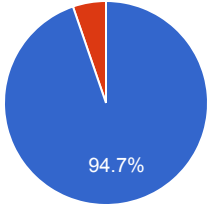
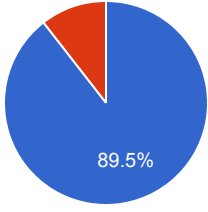
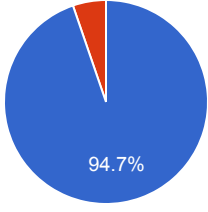
Teacher Name: MUHAMMAD SHOAIB		Course ID: MTS-602 Course Title: Numerical Linear Algebra		Session: 2017 Fall																			
Shift: After noon -- Section:		Total Strength: 21		Attempted: 19																			
S.No	Question	Opinions			Chart																		
1	The course objectives were clear	<table border="1"> <thead> <tr> <th>Choice</th> <th>Number</th> <th>Percentage</th> </tr> </thead> <tbody> <tr> <td>Strongly Agree</td> <td>18</td> <td>94.74%</td> </tr> <tr> <td>Agree</td> <td>1</td> <td>5.26%</td> </tr> <tr> <td>Uncertain</td> <td>0</td> <td>0%</td> </tr> <tr> <td>Disagree</td> <td>0</td> <td>0%</td> </tr> <tr> <td>Strongly Disagree</td> <td>0</td> <td>0%</td> </tr> </tbody> </table>	Choice	Number	Percentage	Strongly Agree	18	94.74%	Agree	1	5.26%	Uncertain	0	0%	Disagree	0	0%	Strongly Disagree	0	0%	<p>A pie chart representing the distribution of responses for the question 'The course objectives were clear'. The chart is divided into two segments: a large blue segment representing 'Strongly Agree' at 94.7%, and a small red segment representing 'Agree' at 5.3%. A legend to the right of the chart identifies the blue color with 'Stron...' and the red color with 'Agree'.</p>		
Choice	Number	Percentage																					
Strongly Agree	18	94.74%																					
Agree	1	5.26%																					
Uncertain	0	0%																					
Disagree	0	0%																					
Strongly Disagree	0	0%																					
2	The Course workload was manageable	<table border="1"> <thead> <tr> <th>Choice</th> <th>Number</th> <th>Percentage</th> </tr> </thead> <tbody> <tr> <td>Strongly Agree</td> <td>19</td> <td>100%</td> </tr> <tr> <td>Agree</td> <td>0</td> <td>0%</td> </tr> <tr> <td>Uncertain</td> <td>0</td> <td>0%</td> </tr> <tr> <td>Disagree</td> <td>0</td> <td>0%</td> </tr> <tr> <td>Strongly Disagree</td> <td>0</td> <td>0%</td> </tr> </tbody> </table>	Choice	Number	Percentage	Strongly Agree	19	100%	Agree	0	0%	Uncertain	0	0%	Disagree	0	0%	Strongly Disagree	0	0%	<p>A pie chart representing the distribution of responses for the question 'The Course workload was manageable'. The chart is a single solid blue circle representing 'Strongly Agree' at 100%. A legend to the right of the chart identifies the blue color with 'Stron...'.</p>		
Choice	Number	Percentage																					
Strongly Agree	19	100%																					
Agree	0	0%																					
Uncertain	0	0%																					
Disagree	0	0%																					
Strongly Disagree	0	0%																					
3	The Course was well organized (e.g. timely access to materials, notification of changes, etc.)	<table border="1"> <thead> <tr> <th>Choice</th> <th>Number</th> <th>Percentage</th> </tr> </thead> <tbody> <tr> <td>Strongly Agree</td> <td>18</td> <td>94.74%</td> </tr> <tr> <td>Agree</td> <td>1</td> <td>5.26%</td> </tr> <tr> <td>Uncertain</td> <td>0</td> <td>0%</td> </tr> <tr> <td>Disagree</td> <td>0</td> <td>0%</td> </tr> <tr> <td>Strongly Disagree</td> <td>0</td> <td>0%</td> </tr> </tbody> </table>	Choice	Number	Percentage	Strongly Agree	18	94.74%	Agree	1	5.26%	Uncertain	0	0%	Disagree	0	0%	Strongly Disagree	0	0%	<p>A pie chart representing the distribution of responses for the question 'The Course was well organized (e.g. timely access to materials, notification of changes, etc.)'. The chart is divided into two segments: a large blue segment representing 'Strongly Agree' at 94.7%, and a small red segment representing 'Agree' at 5.3%. A legend to the right of the chart identifies the blue color with 'Stron...' and the red color with 'Agree'.</p>		
Choice	Number	Percentage																					
Strongly Agree	18	94.74%																					
Agree	1	5.26%																					
Uncertain	0	0%																					
Disagree	0	0%																					
Strongly Disagree	0	0%																					
4	I participated actively in the Course	<table border="1"> <thead> <tr> <th>Choice</th> <th>Number</th> <th>Percentage</th> </tr> </thead> <tbody> <tr> <td>Strongly Agree</td> <td>19</td> <td>100%</td> </tr> <tr> <td>Agree</td> <td>0</td> <td>0%</td> </tr> <tr> <td>Uncertain</td> <td>0</td> <td>0%</td> </tr> <tr> <td>Disagree</td> <td>0</td> <td>0%</td> </tr> <tr> <td>Strongly Disagree</td> <td>0</td> <td>0%</td> </tr> </tbody> </table>	Choice	Number	Percentage	Strongly Agree	19	100%	Agree	0	0%	Uncertain	0	0%	Disagree	0	0%	Strongly Disagree	0	0%	<p>A pie chart representing the distribution of responses for the question 'I participated actively in the Course'. The chart is a single solid blue circle representing 'Strongly Agree' at 100%. A legend to the right of the chart identifies the blue color with 'Stron...'.</p>		
Choice	Number	Percentage																					
Strongly Agree	19	100%																					
Agree	0	0%																					
Uncertain	0	0%																					
Disagree	0	0%																					
Strongly Disagree	0	0%																					

5	I think I have made progress in this Course	<table border="1"> <thead> <tr> <th>Choice</th> <th>Number</th> <th>Percentage</th> </tr> </thead> <tbody> <tr> <td>Strongly Agree</td> <td>18</td> <td>94.74%</td> </tr> <tr> <td>Agree</td> <td>1</td> <td>5.26%</td> </tr> <tr> <td>Uncertain</td> <td>0</td> <td>0%</td> </tr> <tr> <td>Disagree</td> <td>0</td> <td>0%</td> </tr> <tr> <td>Strongly Disagree</td> <td>0</td> <td>0%</td> </tr> </tbody> </table>	Choice	Number	Percentage	Strongly Agree	18	94.74%	Agree	1	5.26%	Uncertain	0	0%	Disagree	0	0%	Strongly Disagree	0	0%	 <p>94.7%</p> <ul style="list-style-type: none"> ● Stron... ● Agree
Choice	Number	Percentage																			
Strongly Agree	18	94.74%																			
Agree	1	5.26%																			
Uncertain	0	0%																			
Disagree	0	0%																			
Strongly Disagree	0	0%																			
6	I think the Course was well structured to achieve the learning outcomes (there was a good balance of lectures, tutorials, practical etc.)	<table border="1"> <thead> <tr> <th>Choice</th> <th>Number</th> <th>Percentage</th> </tr> </thead> <tbody> <tr> <td>Strongly Agree</td> <td>19</td> <td>100%</td> </tr> <tr> <td>Agree</td> <td>0</td> <td>0%</td> </tr> <tr> <td>Uncertain</td> <td>0</td> <td>0%</td> </tr> <tr> <td>Disagree</td> <td>0</td> <td>0%</td> </tr> <tr> <td>Strongly Disagree</td> <td>0</td> <td>0%</td> </tr> </tbody> </table>	Choice	Number	Percentage	Strongly Agree	19	100%	Agree	0	0%	Uncertain	0	0%	Disagree	0	0%	Strongly Disagree	0	0%	 <p>100%</p> <ul style="list-style-type: none"> ● Stron...
Choice	Number	Percentage																			
Strongly Agree	19	100%																			
Agree	0	0%																			
Uncertain	0	0%																			
Disagree	0	0%																			
Strongly Disagree	0	0%																			
7	The learning and teaching methods encouraged participation	<table border="1"> <thead> <tr> <th>Choice</th> <th>Number</th> <th>Percentage</th> </tr> </thead> <tbody> <tr> <td>Strongly Agree</td> <td>18</td> <td>94.74%</td> </tr> <tr> <td>Agree</td> <td>1</td> <td>5.26%</td> </tr> <tr> <td>Uncertain</td> <td>0</td> <td>0%</td> </tr> <tr> <td>Disagree</td> <td>0</td> <td>0%</td> </tr> <tr> <td>Strongly Disagree</td> <td>0</td> <td>0%</td> </tr> </tbody> </table>	Choice	Number	Percentage	Strongly Agree	18	94.74%	Agree	1	5.26%	Uncertain	0	0%	Disagree	0	0%	Strongly Disagree	0	0%	 <p>94.7%</p> <ul style="list-style-type: none"> ● Stron... ● Agree
Choice	Number	Percentage																			
Strongly Agree	18	94.74%																			
Agree	1	5.26%																			
Uncertain	0	0%																			
Disagree	0	0%																			
Strongly Disagree	0	0%																			
8	The overall environment in the class was conducive to learning	<table border="1"> <thead> <tr> <th>Choice</th> <th>Number</th> <th>Percentage</th> </tr> </thead> <tbody> <tr> <td>Strongly Agree</td> <td>18</td> <td>94.74%</td> </tr> <tr> <td>Agree</td> <td>1</td> <td>5.26%</td> </tr> <tr> <td>Uncertain</td> <td>0</td> <td>0%</td> </tr> <tr> <td>Disagree</td> <td>0</td> <td>0%</td> </tr> <tr> <td>Strongly Disagree</td> <td>0</td> <td>0%</td> </tr> </tbody> </table>	Choice	Number	Percentage	Strongly Agree	18	94.74%	Agree	1	5.26%	Uncertain	0	0%	Disagree	0	0%	Strongly Disagree	0	0%	 <p>94.7%</p> <ul style="list-style-type: none"> ● Stron... ● Agree
Choice	Number	Percentage																			
Strongly Agree	18	94.74%																			
Agree	1	5.26%																			
Uncertain	0	0%																			
Disagree	0	0%																			
Strongly Disagree	0	0%																			
9	Classrooms were satisfactory	<table border="1"> <thead> <tr> <th>Choice</th> <th>Number</th> <th>Percentage</th> </tr> </thead> <tbody> <tr> <td>Strongly Agree</td> <td>18</td> <td>94.74%</td> </tr> <tr> <td>Agree</td> <td>1</td> <td>5.26%</td> </tr> <tr> <td>Uncertain</td> <td>0</td> <td>0%</td> </tr> <tr> <td>Disagree</td> <td>0</td> <td>0%</td> </tr> <tr> <td>Strongly Disagree</td> <td>0</td> <td>0%</td> </tr> </tbody> </table>	Choice	Number	Percentage	Strongly Agree	18	94.74%	Agree	1	5.26%	Uncertain	0	0%	Disagree	0	0%	Strongly Disagree	0	0%	 <p>94.7%</p> <ul style="list-style-type: none"> ● Stron... ● Agree
Choice	Number	Percentage																			
Strongly Agree	18	94.74%																			
Agree	1	5.26%																			
Uncertain	0	0%																			
Disagree	0	0%																			
Strongly Disagree	0	0%																			

10	Learning materials (Lesson Plans, Course Notes etc.) were relevant and useful	<table border="1"> <thead> <tr> <th>Choice</th> <th>Number</th> <th>Percentage</th> </tr> </thead> <tbody> <tr> <td>Strongly Agree</td> <td>18</td> <td>94.74%</td> </tr> <tr> <td>Agree</td> <td>1</td> <td>5.26%</td> </tr> <tr> <td>Uncertain</td> <td>0</td> <td>0%</td> </tr> <tr> <td>Disagree</td> <td>0</td> <td>0%</td> </tr> <tr> <td>Strongly Disagree</td> <td>0</td> <td>0%</td> </tr> </tbody> </table>	Choice	Number	Percentage	Strongly Agree	18	94.74%	Agree	1	5.26%	Uncertain	0	0%	Disagree	0	0%	Strongly Disagree	0	0%	 <p>94.7%</p> <ul style="list-style-type: none"> ● Stron... ● Agree
Choice	Number	Percentage																			
Strongly Agree	18	94.74%																			
Agree	1	5.26%																			
Uncertain	0	0%																			
Disagree	0	0%																			
Strongly Disagree	0	0%																			
11	Recommended reading Books etc. were relevant and appropriate	<table border="1"> <thead> <tr> <th>Choice</th> <th>Number</th> <th>Percentage</th> </tr> </thead> <tbody> <tr> <td>Strongly Agree</td> <td>18</td> <td>94.74%</td> </tr> <tr> <td>Agree</td> <td>1</td> <td>5.26%</td> </tr> <tr> <td>Uncertain</td> <td>0</td> <td>0%</td> </tr> <tr> <td>Disagree</td> <td>0</td> <td>0%</td> </tr> <tr> <td>Strongly Disagree</td> <td>0</td> <td>0%</td> </tr> </tbody> </table>	Choice	Number	Percentage	Strongly Agree	18	94.74%	Agree	1	5.26%	Uncertain	0	0%	Disagree	0	0%	Strongly Disagree	0	0%	 <p>94.7%</p> <ul style="list-style-type: none"> ● Stron... ● Agree
Choice	Number	Percentage																			
Strongly Agree	18	94.74%																			
Agree	1	5.26%																			
Uncertain	0	0%																			
Disagree	0	0%																			
Strongly Disagree	0	0%																			
12	The provision of learning resources in the library was adequate and appropriate	<table border="1"> <thead> <tr> <th>Choice</th> <th>Number</th> <th>Percentage</th> </tr> </thead> <tbody> <tr> <td>Strongly Agree</td> <td>18</td> <td>94.74%</td> </tr> <tr> <td>Agree</td> <td>1</td> <td>5.26%</td> </tr> <tr> <td>Uncertain</td> <td>0</td> <td>0%</td> </tr> <tr> <td>Disagree</td> <td>0</td> <td>0%</td> </tr> <tr> <td>Strongly Disagree</td> <td>0</td> <td>0%</td> </tr> </tbody> </table>	Choice	Number	Percentage	Strongly Agree	18	94.74%	Agree	1	5.26%	Uncertain	0	0%	Disagree	0	0%	Strongly Disagree	0	0%	 <p>94.7%</p> <ul style="list-style-type: none"> ● Stron... ● Agree
Choice	Number	Percentage																			
Strongly Agree	18	94.74%																			
Agree	1	5.26%																			
Uncertain	0	0%																			
Disagree	0	0%																			
Strongly Disagree	0	0%																			
13	The provision of learning resources on the Web was adequate and appropriate (if relevant)	<table border="1"> <thead> <tr> <th>Choice</th> <th>Number</th> <th>Percentage</th> </tr> </thead> <tbody> <tr> <td>Strongly Agree</td> <td>18</td> <td>94.74%</td> </tr> <tr> <td>Agree</td> <td>1</td> <td>5.26%</td> </tr> <tr> <td>Uncertain</td> <td>0</td> <td>0%</td> </tr> <tr> <td>Disagree</td> <td>0</td> <td>0%</td> </tr> <tr> <td>Strongly Disagree</td> <td>0</td> <td>0%</td> </tr> </tbody> </table>	Choice	Number	Percentage	Strongly Agree	18	94.74%	Agree	1	5.26%	Uncertain	0	0%	Disagree	0	0%	Strongly Disagree	0	0%	 <p>94.7%</p> <ul style="list-style-type: none"> ● Stron... ● Agree
Choice	Number	Percentage																			
Strongly Agree	18	94.74%																			
Agree	1	5.26%																			
Uncertain	0	0%																			
Disagree	0	0%																			
Strongly Disagree	0	0%																			
14	The Course stimulated my interest and thought on the subject area	<table border="1"> <thead> <tr> <th>Choice</th> <th>Number</th> <th>Percentage</th> </tr> </thead> <tbody> <tr> <td>Strongly Agree</td> <td>18</td> <td>94.74%</td> </tr> <tr> <td>Agree</td> <td>1</td> <td>5.26%</td> </tr> <tr> <td>Uncertain</td> <td>0</td> <td>0%</td> </tr> <tr> <td>Disagree</td> <td>0</td> <td>0%</td> </tr> <tr> <td>Strongly Disagree</td> <td>0</td> <td>0%</td> </tr> </tbody> </table>	Choice	Number	Percentage	Strongly Agree	18	94.74%	Agree	1	5.26%	Uncertain	0	0%	Disagree	0	0%	Strongly Disagree	0	0%	 <p>94.7%</p> <ul style="list-style-type: none"> ● Stron... ● Agree
Choice	Number	Percentage																			
Strongly Agree	18	94.74%																			
Agree	1	5.26%																			
Uncertain	0	0%																			
Disagree	0	0%																			
Strongly Disagree	0	0%																			

15	The pace of the Course was appropriate	<table border="1"> <thead> <tr> <th>Choice</th> <th>Number</th> <th>Percentage</th> </tr> </thead> <tbody> <tr> <td>Strongly Agree</td> <td>18</td> <td>94.74%</td> </tr> <tr> <td>Agree</td> <td>1</td> <td>5.26%</td> </tr> <tr> <td>Uncertain</td> <td>0</td> <td>0%</td> </tr> <tr> <td>Disagree</td> <td>0</td> <td>0%</td> </tr> <tr> <td>Strongly Disagree</td> <td>0</td> <td>0%</td> </tr> </tbody> </table>	Choice	Number	Percentage	Strongly Agree	18	94.74%	Agree	1	5.26%	Uncertain	0	0%	Disagree	0	0%	Strongly Disagree	0	0%	 <p>94.7%</p> <ul style="list-style-type: none"> ● Stron... ● Agree
Choice	Number	Percentage																			
Strongly Agree	18	94.74%																			
Agree	1	5.26%																			
Uncertain	0	0%																			
Disagree	0	0%																			
Strongly Disagree	0	0%																			
16	Ideas and concepts were presented clearly	<table border="1"> <thead> <tr> <th>Choice</th> <th>Number</th> <th>Percentage</th> </tr> </thead> <tbody> <tr> <td>Strongly Agree</td> <td>18</td> <td>94.74%</td> </tr> <tr> <td>Agree</td> <td>1</td> <td>5.26%</td> </tr> <tr> <td>Uncertain</td> <td>0</td> <td>0%</td> </tr> <tr> <td>Disagree</td> <td>0</td> <td>0%</td> </tr> <tr> <td>Strongly Disagree</td> <td>0</td> <td>0%</td> </tr> </tbody> </table>	Choice	Number	Percentage	Strongly Agree	18	94.74%	Agree	1	5.26%	Uncertain	0	0%	Disagree	0	0%	Strongly Disagree	0	0%	 <p>94.7%</p> <ul style="list-style-type: none"> ● Stron... ● Agree
Choice	Number	Percentage																			
Strongly Agree	18	94.74%																			
Agree	1	5.26%																			
Uncertain	0	0%																			
Disagree	0	0%																			
Strongly Disagree	0	0%																			
17	The method of assessment were reasonable	<table border="1"> <thead> <tr> <th>Choice</th> <th>Number</th> <th>Percentage</th> </tr> </thead> <tbody> <tr> <td>Strongly Agree</td> <td>18</td> <td>94.74%</td> </tr> <tr> <td>Agree</td> <td>1</td> <td>5.26%</td> </tr> <tr> <td>Uncertain</td> <td>0</td> <td>0%</td> </tr> <tr> <td>Disagree</td> <td>0</td> <td>0%</td> </tr> <tr> <td>Strongly Disagree</td> <td>0</td> <td>0%</td> </tr> </tbody> </table>	Choice	Number	Percentage	Strongly Agree	18	94.74%	Agree	1	5.26%	Uncertain	0	0%	Disagree	0	0%	Strongly Disagree	0	0%	 <p>94.7%</p> <ul style="list-style-type: none"> ● Stron... ● Agree
Choice	Number	Percentage																			
Strongly Agree	18	94.74%																			
Agree	1	5.26%																			
Uncertain	0	0%																			
Disagree	0	0%																			
Strongly Disagree	0	0%																			
18	Feedback on assessment was timely	<table border="1"> <thead> <tr> <th>Choice</th> <th>Number</th> <th>Percentage</th> </tr> </thead> <tbody> <tr> <td>Strongly Agree</td> <td>18</td> <td>94.74%</td> </tr> <tr> <td>Agree</td> <td>1</td> <td>5.26%</td> </tr> <tr> <td>Uncertain</td> <td>0</td> <td>0%</td> </tr> <tr> <td>Disagree</td> <td>0</td> <td>0%</td> </tr> <tr> <td>Strongly Disagree</td> <td>0</td> <td>0%</td> </tr> </tbody> </table>	Choice	Number	Percentage	Strongly Agree	18	94.74%	Agree	1	5.26%	Uncertain	0	0%	Disagree	0	0%	Strongly Disagree	0	0%	 <p>94.7%</p> <ul style="list-style-type: none"> ● Stron... ● Agree
Choice	Number	Percentage																			
Strongly Agree	18	94.74%																			
Agree	1	5.26%																			
Uncertain	0	0%																			
Disagree	0	0%																			
Strongly Disagree	0	0%																			
19	Feedback on assessment was helpful	<table border="1"> <thead> <tr> <th>Choice</th> <th>Number</th> <th>Percentage</th> </tr> </thead> <tbody> <tr> <td>Strongly Agree</td> <td>18</td> <td>94.74%</td> </tr> <tr> <td>Agree</td> <td>1</td> <td>5.26%</td> </tr> <tr> <td>Uncertain</td> <td>0</td> <td>0%</td> </tr> <tr> <td>Disagree</td> <td>0</td> <td>0%</td> </tr> <tr> <td>Strongly Disagree</td> <td>0</td> <td>0%</td> </tr> </tbody> </table>	Choice	Number	Percentage	Strongly Agree	18	94.74%	Agree	1	5.26%	Uncertain	0	0%	Disagree	0	0%	Strongly Disagree	0	0%	 <p>94.7%</p> <ul style="list-style-type: none"> ● Stron... ● Agree
Choice	Number	Percentage																			
Strongly Agree	18	94.74%																			
Agree	1	5.26%																			
Uncertain	0	0%																			
Disagree	0	0%																			
Strongly Disagree	0	0%																			






20	I understood the lectures	<table border="1"> <thead> <tr> <th>Choice</th> <th>Number</th> <th>Percentage</th> </tr> </thead> <tbody> <tr> <td>Strongly Agree</td> <td>18</td> <td>94.74%</td> </tr> <tr> <td>Agree</td> <td>1</td> <td>5.26%</td> </tr> <tr> <td>Uncertain</td> <td>0</td> <td>0%</td> </tr> <tr> <td>Disagree</td> <td>0</td> <td>0%</td> </tr> <tr> <td>Strongly Disagree</td> <td>0</td> <td>0%</td> </tr> </tbody> </table>	Choice	Number	Percentage	Strongly Agree	18	94.74%	Agree	1	5.26%	Uncertain	0	0%	Disagree	0	0%	Strongly Disagree	0	0%	 <p>94.7%</p> <ul style="list-style-type: none"> ● Stron... ● Agree
Choice	Number	Percentage																			
Strongly Agree	18	94.74%																			
Agree	1	5.26%																			
Uncertain	0	0%																			
Disagree	0	0%																			
Strongly Disagree	0	0%																			
21	The material was well organized and presented	<table border="1"> <thead> <tr> <th>Choice</th> <th>Number</th> <th>Percentage</th> </tr> </thead> <tbody> <tr> <td>Strongly Agree</td> <td>18</td> <td>94.74%</td> </tr> <tr> <td>Agree</td> <td>1</td> <td>5.26%</td> </tr> <tr> <td>Uncertain</td> <td>0</td> <td>0%</td> </tr> <tr> <td>Disagree</td> <td>0</td> <td>0%</td> </tr> <tr> <td>Strongly Disagree</td> <td>0</td> <td>0%</td> </tr> </tbody> </table>	Choice	Number	Percentage	Strongly Agree	18	94.74%	Agree	1	5.26%	Uncertain	0	0%	Disagree	0	0%	Strongly Disagree	0	0%	 <p>94.7%</p> <ul style="list-style-type: none"> ● Stron... ● Agree
Choice	Number	Percentage																			
Strongly Agree	18	94.74%																			
Agree	1	5.26%																			
Uncertain	0	0%																			
Disagree	0	0%																			
Strongly Disagree	0	0%																			
22	The instructor was responsive to student needs and problems	<table border="1"> <thead> <tr> <th>Choice</th> <th>Number</th> <th>Percentage</th> </tr> </thead> <tbody> <tr> <td>Strongly Agree</td> <td>18</td> <td>94.74%</td> </tr> <tr> <td>Agree</td> <td>1</td> <td>5.26%</td> </tr> <tr> <td>Uncertain</td> <td>0</td> <td>0%</td> </tr> <tr> <td>Disagree</td> <td>0</td> <td>0%</td> </tr> <tr> <td>Strongly Disagree</td> <td>0</td> <td>0%</td> </tr> </tbody> </table>	Choice	Number	Percentage	Strongly Agree	18	94.74%	Agree	1	5.26%	Uncertain	0	0%	Disagree	0	0%	Strongly Disagree	0	0%	 <p>94.7%</p> <ul style="list-style-type: none"> ● Stron... ● Agree
Choice	Number	Percentage																			
Strongly Agree	18	94.74%																			
Agree	1	5.26%																			
Uncertain	0	0%																			
Disagree	0	0%																			
Strongly Disagree	0	0%																			
23	Had the instructor been regular throughout the course	<table border="1"> <thead> <tr> <th>Choice</th> <th>Number</th> <th>Percentage</th> </tr> </thead> <tbody> <tr> <td>Strongly Agree</td> <td>19</td> <td>100%</td> </tr> <tr> <td>Agree</td> <td>0</td> <td>0%</td> </tr> <tr> <td>Uncertain</td> <td>0</td> <td>0%</td> </tr> <tr> <td>Disagree</td> <td>0</td> <td>0%</td> </tr> <tr> <td>Strongly Disagree</td> <td>0</td> <td>0%</td> </tr> </tbody> </table>	Choice	Number	Percentage	Strongly Agree	19	100%	Agree	0	0%	Uncertain	0	0%	Disagree	0	0%	Strongly Disagree	0	0%	 <p>100%</p> <ul style="list-style-type: none"> ● Stron...
Choice	Number	Percentage																			
Strongly Agree	19	100%																			
Agree	0	0%																			
Uncertain	0	0%																			
Disagree	0	0%																			
Strongly Disagree	0	0%																			
24	The material in the tutorials was useful	<table border="1"> <thead> <tr> <th>Choice</th> <th>Number</th> <th>Percentage</th> </tr> </thead> <tbody> <tr> <td>Strongly Agree</td> <td>19</td> <td>100%</td> </tr> <tr> <td>Agree</td> <td>0</td> <td>0%</td> </tr> <tr> <td>Uncertain</td> <td>0</td> <td>0%</td> </tr> <tr> <td>Disagree</td> <td>0</td> <td>0%</td> </tr> <tr> <td>Strongly Disagree</td> <td>0</td> <td>0%</td> </tr> </tbody> </table>	Choice	Number	Percentage	Strongly Agree	19	100%	Agree	0	0%	Uncertain	0	0%	Disagree	0	0%	Strongly Disagree	0	0%	 <p>100%</p> <ul style="list-style-type: none"> ● Stron...
Choice	Number	Percentage																			
Strongly Agree	19	100%																			
Agree	0	0%																			
Uncertain	0	0%																			
Disagree	0	0%																			
Strongly Disagree	0	0%																			






25	I was happy with the amount of work needed for tutorials	<table border="1"> <thead> <tr> <th>Choice</th> <th>Number</th> <th>Percentage</th> </tr> </thead> <tbody> <tr> <td>Strongly Agree</td> <td>18</td> <td>94.74%</td> </tr> <tr> <td>Agree</td> <td>1</td> <td>5.26%</td> </tr> <tr> <td>Uncertain</td> <td>0</td> <td>0%</td> </tr> <tr> <td>Disagree</td> <td>0</td> <td>0%</td> </tr> <tr> <td>Strongly Disagree</td> <td>0</td> <td>0%</td> </tr> </tbody> </table>	Choice	Number	Percentage	Strongly Agree	18	94.74%	Agree	1	5.26%	Uncertain	0	0%	Disagree	0	0%	Strongly Disagree	0	0%	 <p>94.7%</p> <ul style="list-style-type: none"> ● Stron... ● Agree
Choice	Number	Percentage																			
Strongly Agree	18	94.74%																			
Agree	1	5.26%																			
Uncertain	0	0%																			
Disagree	0	0%																			
Strongly Disagree	0	0%																			
26	The tutor dealt effectively with my problems	<table border="1"> <thead> <tr> <th>Choice</th> <th>Number</th> <th>Percentage</th> </tr> </thead> <tbody> <tr> <td>Strongly Agree</td> <td>18</td> <td>94.74%</td> </tr> <tr> <td>Agree</td> <td>1</td> <td>5.26%</td> </tr> <tr> <td>Uncertain</td> <td>0</td> <td>0%</td> </tr> <tr> <td>Disagree</td> <td>0</td> <td>0%</td> </tr> <tr> <td>Strongly Disagree</td> <td>0</td> <td>0%</td> </tr> </tbody> </table>	Choice	Number	Percentage	Strongly Agree	18	94.74%	Agree	1	5.26%	Uncertain	0	0%	Disagree	0	0%	Strongly Disagree	0	0%	 <p>94.7%</p> <ul style="list-style-type: none"> ● Stron... ● Agree
Choice	Number	Percentage																			
Strongly Agree	18	94.74%																			
Agree	1	5.26%																			
Uncertain	0	0%																			
Disagree	0	0%																			
Strongly Disagree	0	0%																			
27	The material in the practicals was useful	<table border="1"> <thead> <tr> <th>Choice</th> <th>Number</th> <th>Percentage</th> </tr> </thead> <tbody> <tr> <td>Strongly Agree</td> <td>17</td> <td>89.47%</td> </tr> <tr> <td>Agree</td> <td>2</td> <td>10.53%</td> </tr> <tr> <td>Uncertain</td> <td>0</td> <td>0%</td> </tr> <tr> <td>Disagree</td> <td>0</td> <td>0%</td> </tr> <tr> <td>Strongly Disagree</td> <td>0</td> <td>0%</td> </tr> </tbody> </table>	Choice	Number	Percentage	Strongly Agree	17	89.47%	Agree	2	10.53%	Uncertain	0	0%	Disagree	0	0%	Strongly Disagree	0	0%	 <p>89.5%</p> <ul style="list-style-type: none"> ● Stron... ● Agree
Choice	Number	Percentage																			
Strongly Agree	17	89.47%																			
Agree	2	10.53%																			
Uncertain	0	0%																			
Disagree	0	0%																			
Strongly Disagree	0	0%																			
28	The demonstrators dealt effectively with my problems	<table border="1"> <thead> <tr> <th>Choice</th> <th>Number</th> <th>Percentage</th> </tr> </thead> <tbody> <tr> <td>Strongly Agree</td> <td>18</td> <td>94.74%</td> </tr> <tr> <td>Agree</td> <td>1</td> <td>5.26%</td> </tr> <tr> <td>Uncertain</td> <td>0</td> <td>0%</td> </tr> <tr> <td>Disagree</td> <td>0</td> <td>0%</td> </tr> <tr> <td>Strongly Disagree</td> <td>0</td> <td>0%</td> </tr> </tbody> </table>	Choice	Number	Percentage	Strongly Agree	18	94.74%	Agree	1	5.26%	Uncertain	0	0%	Disagree	0	0%	Strongly Disagree	0	0%	 <p>94.7%</p> <ul style="list-style-type: none"> ● Stron... ● Agree
Choice	Number	Percentage																			
Strongly Agree	18	94.74%																			
Agree	1	5.26%																			
Uncertain	0	0%																			
Disagree	0	0%																			
Strongly Disagree	0	0%																			






29	The best features of the Course were	No comments no comments no comments diffrent very good i am satisfy No comments no comments good no comments no comments To solve non linear problems no comments no comments good no comments GOOD TO SOLVE THE SYSTEM OF EQUATION Satisfied no comments
30	The Course could have been improved by	No comments no comments no comments yes yes very good No comments no comments teacher no comments no comments Dr Muhammad shoaib no comments no comments good no comments DR SHOAB MUHAMMAD SHOAB Hec no comments
31	The University does not tolerate discrimination on any irrelevant distinction (e.g. race, age, gender) and is committed to work with diversity in a wholly positive way. Please indicate below anything in relation to this Course which may run counter to this objective	No comments no comments no comments no good university No comments no comments good no comment no comments Already good contents no comments good no comments ALREADY GOOD CONTENTS






Course Evaluation - Program: 0316


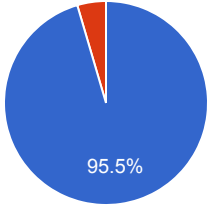
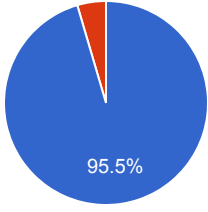
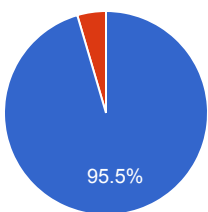
Teacher Name: TAZA GUL		Course ID: MTS-606 Course Title: Perturbation Methods in Fluid Dynamics			Session: 2017 Fall																		
Shift: After noon -- Section:		Total Strength: 21			Attempted: 22																		
S.No	Question	Opinions			Chart																		
1	The course objectives were clear	<table border="1"> <thead> <tr> <th>Choice</th> <th>Number</th> <th>Percentage</th> </tr> </thead> <tbody> <tr> <td>Strongly Agree</td> <td>22</td> <td>100%</td> </tr> <tr> <td>Agree</td> <td>0</td> <td>0%</td> </tr> <tr> <td>Uncertain</td> <td>0</td> <td>0%</td> </tr> <tr> <td>Disagree</td> <td>0</td> <td>0%</td> </tr> <tr> <td>Strongly Disagree</td> <td>0</td> <td>0%</td> </tr> </tbody> </table>	Choice	Number	Percentage	Strongly Agree	22	100%	Agree	0	0%	Uncertain	0	0%	Disagree	0	0%	Strongly Disagree	0	0%	<p>A pie chart representing the data for question 1. It consists of a single blue circle with the text '100%' inside. To the right of the chart is a legend with a blue dot and the text 'Stron...'. The chart indicates that 100% of respondents strongly agreed with the statement.</p>		
Choice	Number	Percentage																					
Strongly Agree	22	100%																					
Agree	0	0%																					
Uncertain	0	0%																					
Disagree	0	0%																					
Strongly Disagree	0	0%																					
2	The Course workload was manageable	<table border="1"> <thead> <tr> <th>Choice</th> <th>Number</th> <th>Percentage</th> </tr> </thead> <tbody> <tr> <td>Strongly Agree</td> <td>22</td> <td>100%</td> </tr> <tr> <td>Agree</td> <td>0</td> <td>0%</td> </tr> <tr> <td>Uncertain</td> <td>0</td> <td>0%</td> </tr> <tr> <td>Disagree</td> <td>0</td> <td>0%</td> </tr> <tr> <td>Strongly Disagree</td> <td>0</td> <td>0%</td> </tr> </tbody> </table>	Choice	Number	Percentage	Strongly Agree	22	100%	Agree	0	0%	Uncertain	0	0%	Disagree	0	0%	Strongly Disagree	0	0%	<p>A pie chart representing the data for question 2. It consists of a single blue circle with the text '100%' inside. To the right of the chart is a legend with a blue dot and the text 'Stron...'. The chart indicates that 100% of respondents strongly agreed with the statement.</p>		
Choice	Number	Percentage																					
Strongly Agree	22	100%																					
Agree	0	0%																					
Uncertain	0	0%																					
Disagree	0	0%																					
Strongly Disagree	0	0%																					
3	The Course was well organized (e.g. timely access to materials, notification of changes, etc.)	<table border="1"> <thead> <tr> <th>Choice</th> <th>Number</th> <th>Percentage</th> </tr> </thead> <tbody> <tr> <td>Strongly Agree</td> <td>22</td> <td>100%</td> </tr> <tr> <td>Agree</td> <td>0</td> <td>0%</td> </tr> <tr> <td>Uncertain</td> <td>0</td> <td>0%</td> </tr> <tr> <td>Disagree</td> <td>0</td> <td>0%</td> </tr> <tr> <td>Strongly Disagree</td> <td>0</td> <td>0%</td> </tr> </tbody> </table>	Choice	Number	Percentage	Strongly Agree	22	100%	Agree	0	0%	Uncertain	0	0%	Disagree	0	0%	Strongly Disagree	0	0%	<p>A pie chart representing the data for question 3. It consists of a single blue circle with the text '100%' inside. To the right of the chart is a legend with a blue dot and the text 'Stron...'. The chart indicates that 100% of respondents strongly agreed with the statement.</p>		
Choice	Number	Percentage																					
Strongly Agree	22	100%																					
Agree	0	0%																					
Uncertain	0	0%																					
Disagree	0	0%																					
Strongly Disagree	0	0%																					
4	I participated actively in the Course	<table border="1"> <thead> <tr> <th>Choice</th> <th>Number</th> <th>Percentage</th> </tr> </thead> <tbody> <tr> <td>Strongly Agree</td> <td>22</td> <td>100%</td> </tr> <tr> <td>Agree</td> <td>0</td> <td>0%</td> </tr> <tr> <td>Uncertain</td> <td>0</td> <td>0%</td> </tr> <tr> <td>Disagree</td> <td>0</td> <td>0%</td> </tr> <tr> <td>Strongly Disagree</td> <td>0</td> <td>0%</td> </tr> </tbody> </table>	Choice	Number	Percentage	Strongly Agree	22	100%	Agree	0	0%	Uncertain	0	0%	Disagree	0	0%	Strongly Disagree	0	0%	<p>A pie chart representing the data for question 4. It consists of a single blue circle with the text '100%' inside. To the right of the chart is a legend with a blue dot and the text 'Stron...'. The chart indicates that 100% of respondents strongly agreed with the statement.</p>		
Choice	Number	Percentage																					
Strongly Agree	22	100%																					
Agree	0	0%																					
Uncertain	0	0%																					
Disagree	0	0%																					
Strongly Disagree	0	0%																					

5	I think I have made progress in this Course	<table border="1"> <thead> <tr> <th>Choice</th> <th>Number</th> <th>Percentage</th> </tr> </thead> <tbody> <tr> <td>Strongly Agree</td> <td>22</td> <td>100%</td> </tr> <tr> <td>Agree</td> <td>0</td> <td>0%</td> </tr> <tr> <td>Uncertain</td> <td>0</td> <td>0%</td> </tr> <tr> <td>Disagree</td> <td>0</td> <td>0%</td> </tr> <tr> <td>Strongly Disagree</td> <td>0</td> <td>0%</td> </tr> </tbody> </table>	Choice	Number	Percentage	Strongly Agree	22	100%	Agree	0	0%	Uncertain	0	0%	Disagree	0	0%	Strongly Disagree	0	0%	 <p>100%</p> <p>● Stron...</p>
Choice	Number	Percentage																			
Strongly Agree	22	100%																			
Agree	0	0%																			
Uncertain	0	0%																			
Disagree	0	0%																			
Strongly Disagree	0	0%																			
6	I think the Course was well structured to achieve the learning outcomes (there was a good balance of lectures, tutorials, practical etc.)	<table border="1"> <thead> <tr> <th>Choice</th> <th>Number</th> <th>Percentage</th> </tr> </thead> <tbody> <tr> <td>Strongly Agree</td> <td>22</td> <td>100%</td> </tr> <tr> <td>Agree</td> <td>0</td> <td>0%</td> </tr> <tr> <td>Uncertain</td> <td>0</td> <td>0%</td> </tr> <tr> <td>Disagree</td> <td>0</td> <td>0%</td> </tr> <tr> <td>Strongly Disagree</td> <td>0</td> <td>0%</td> </tr> </tbody> </table>	Choice	Number	Percentage	Strongly Agree	22	100%	Agree	0	0%	Uncertain	0	0%	Disagree	0	0%	Strongly Disagree	0	0%	 <p>100%</p> <p>● Stron...</p>
Choice	Number	Percentage																			
Strongly Agree	22	100%																			
Agree	0	0%																			
Uncertain	0	0%																			
Disagree	0	0%																			
Strongly Disagree	0	0%																			
7	The learning and teaching methods encouraged participation	<table border="1"> <thead> <tr> <th>Choice</th> <th>Number</th> <th>Percentage</th> </tr> </thead> <tbody> <tr> <td>Strongly Agree</td> <td>22</td> <td>100%</td> </tr> <tr> <td>Agree</td> <td>0</td> <td>0%</td> </tr> <tr> <td>Uncertain</td> <td>0</td> <td>0%</td> </tr> <tr> <td>Disagree</td> <td>0</td> <td>0%</td> </tr> <tr> <td>Strongly Disagree</td> <td>0</td> <td>0%</td> </tr> </tbody> </table>	Choice	Number	Percentage	Strongly Agree	22	100%	Agree	0	0%	Uncertain	0	0%	Disagree	0	0%	Strongly Disagree	0	0%	 <p>100%</p> <p>● Stron...</p>
Choice	Number	Percentage																			
Strongly Agree	22	100%																			
Agree	0	0%																			
Uncertain	0	0%																			
Disagree	0	0%																			
Strongly Disagree	0	0%																			
8	The overall environment in the class was conducive to learning	<table border="1"> <thead> <tr> <th>Choice</th> <th>Number</th> <th>Percentage</th> </tr> </thead> <tbody> <tr> <td>Strongly Agree</td> <td>22</td> <td>100%</td> </tr> <tr> <td>Agree</td> <td>0</td> <td>0%</td> </tr> <tr> <td>Uncertain</td> <td>0</td> <td>0%</td> </tr> <tr> <td>Disagree</td> <td>0</td> <td>0%</td> </tr> <tr> <td>Strongly Disagree</td> <td>0</td> <td>0%</td> </tr> </tbody> </table>	Choice	Number	Percentage	Strongly Agree	22	100%	Agree	0	0%	Uncertain	0	0%	Disagree	0	0%	Strongly Disagree	0	0%	 <p>100%</p> <p>● Stron...</p>
Choice	Number	Percentage																			
Strongly Agree	22	100%																			
Agree	0	0%																			
Uncertain	0	0%																			
Disagree	0	0%																			
Strongly Disagree	0	0%																			
9	Classrooms were satisfactory	<table border="1"> <thead> <tr> <th>Choice</th> <th>Number</th> <th>Percentage</th> </tr> </thead> <tbody> <tr> <td>Strongly Agree</td> <td>22</td> <td>100%</td> </tr> <tr> <td>Agree</td> <td>0</td> <td>0%</td> </tr> <tr> <td>Uncertain</td> <td>0</td> <td>0%</td> </tr> <tr> <td>Disagree</td> <td>0</td> <td>0%</td> </tr> <tr> <td>Strongly Disagree</td> <td>0</td> <td>0%</td> </tr> </tbody> </table>	Choice	Number	Percentage	Strongly Agree	22	100%	Agree	0	0%	Uncertain	0	0%	Disagree	0	0%	Strongly Disagree	0	0%	 <p>100%</p> <p>● Stron...</p>
Choice	Number	Percentage																			
Strongly Agree	22	100%																			
Agree	0	0%																			
Uncertain	0	0%																			
Disagree	0	0%																			
Strongly Disagree	0	0%																			

10	Learning materials (Lesson Plans, Course Notes etc.) were relevant and useful	<table border="1"> <thead> <tr> <th>Choice</th> <th>Number</th> <th>Percentage</th> </tr> </thead> <tbody> <tr> <td>Strongly Agree</td> <td>22</td> <td>100%</td> </tr> <tr> <td>Agree</td> <td>0</td> <td>0%</td> </tr> <tr> <td>Uncertain</td> <td>0</td> <td>0%</td> </tr> <tr> <td>Disagree</td> <td>0</td> <td>0%</td> </tr> <tr> <td>Strongly Disagree</td> <td>0</td> <td>0%</td> </tr> </tbody> </table>	Choice	Number	Percentage	Strongly Agree	22	100%	Agree	0	0%	Uncertain	0	0%	Disagree	0	0%	Strongly Disagree	0	0%	 <p>100%</p> <p>● Stron...</p>
Choice	Number	Percentage																			
Strongly Agree	22	100%																			
Agree	0	0%																			
Uncertain	0	0%																			
Disagree	0	0%																			
Strongly Disagree	0	0%																			
11	Recommended reading Books etc. were relevant and appropriate	<table border="1"> <thead> <tr> <th>Choice</th> <th>Number</th> <th>Percentage</th> </tr> </thead> <tbody> <tr> <td>Strongly Agree</td> <td>22</td> <td>100%</td> </tr> <tr> <td>Agree</td> <td>0</td> <td>0%</td> </tr> <tr> <td>Uncertain</td> <td>0</td> <td>0%</td> </tr> <tr> <td>Disagree</td> <td>0</td> <td>0%</td> </tr> <tr> <td>Strongly Disagree</td> <td>0</td> <td>0%</td> </tr> </tbody> </table>	Choice	Number	Percentage	Strongly Agree	22	100%	Agree	0	0%	Uncertain	0	0%	Disagree	0	0%	Strongly Disagree	0	0%	 <p>100%</p> <p>● Stron...</p>
Choice	Number	Percentage																			
Strongly Agree	22	100%																			
Agree	0	0%																			
Uncertain	0	0%																			
Disagree	0	0%																			
Strongly Disagree	0	0%																			
12	The provision of learning resources in the library was adequate and appropriate	<table border="1"> <thead> <tr> <th>Choice</th> <th>Number</th> <th>Percentage</th> </tr> </thead> <tbody> <tr> <td>Strongly Agree</td> <td>22</td> <td>100%</td> </tr> <tr> <td>Agree</td> <td>0</td> <td>0%</td> </tr> <tr> <td>Uncertain</td> <td>0</td> <td>0%</td> </tr> <tr> <td>Disagree</td> <td>0</td> <td>0%</td> </tr> <tr> <td>Strongly Disagree</td> <td>0</td> <td>0%</td> </tr> </tbody> </table>	Choice	Number	Percentage	Strongly Agree	22	100%	Agree	0	0%	Uncertain	0	0%	Disagree	0	0%	Strongly Disagree	0	0%	 <p>100%</p> <p>● Stron...</p>
Choice	Number	Percentage																			
Strongly Agree	22	100%																			
Agree	0	0%																			
Uncertain	0	0%																			
Disagree	0	0%																			
Strongly Disagree	0	0%																			
13	The provision of learning resources on the Web was adequate and appropriate (if relevant)	<table border="1"> <thead> <tr> <th>Choice</th> <th>Number</th> <th>Percentage</th> </tr> </thead> <tbody> <tr> <td>Strongly Agree</td> <td>22</td> <td>100%</td> </tr> <tr> <td>Agree</td> <td>0</td> <td>0%</td> </tr> <tr> <td>Uncertain</td> <td>0</td> <td>0%</td> </tr> <tr> <td>Disagree</td> <td>0</td> <td>0%</td> </tr> <tr> <td>Strongly Disagree</td> <td>0</td> <td>0%</td> </tr> </tbody> </table>	Choice	Number	Percentage	Strongly Agree	22	100%	Agree	0	0%	Uncertain	0	0%	Disagree	0	0%	Strongly Disagree	0	0%	 <p>100%</p> <p>● Stron...</p>
Choice	Number	Percentage																			
Strongly Agree	22	100%																			
Agree	0	0%																			
Uncertain	0	0%																			
Disagree	0	0%																			
Strongly Disagree	0	0%																			
14	The Course stimulated my interest and thought on the subject area	<table border="1"> <thead> <tr> <th>Choice</th> <th>Number</th> <th>Percentage</th> </tr> </thead> <tbody> <tr> <td>Strongly Agree</td> <td>22</td> <td>100%</td> </tr> <tr> <td>Agree</td> <td>0</td> <td>0%</td> </tr> <tr> <td>Uncertain</td> <td>0</td> <td>0%</td> </tr> <tr> <td>Disagree</td> <td>0</td> <td>0%</td> </tr> <tr> <td>Strongly Disagree</td> <td>0</td> <td>0%</td> </tr> </tbody> </table>	Choice	Number	Percentage	Strongly Agree	22	100%	Agree	0	0%	Uncertain	0	0%	Disagree	0	0%	Strongly Disagree	0	0%	 <p>100%</p> <p>● Stron...</p>
Choice	Number	Percentage																			
Strongly Agree	22	100%																			
Agree	0	0%																			
Uncertain	0	0%																			
Disagree	0	0%																			
Strongly Disagree	0	0%																			

15	The pace of the Course was appropriate	<table border="1"> <thead> <tr> <th>Choice</th> <th>Number</th> <th>Percentage</th> </tr> </thead> <tbody> <tr> <td>Strongly Agree</td> <td>22</td> <td>100%</td> </tr> <tr> <td>Agree</td> <td>0</td> <td>0%</td> </tr> <tr> <td>Uncertain</td> <td>0</td> <td>0%</td> </tr> <tr> <td>Disagree</td> <td>0</td> <td>0%</td> </tr> <tr> <td>Strongly Disagree</td> <td>0</td> <td>0%</td> </tr> </tbody> </table>	Choice	Number	Percentage	Strongly Agree	22	100%	Agree	0	0%	Uncertain	0	0%	Disagree	0	0%	Strongly Disagree	0	0%	 <p>100%</p> <p>● Stron...</p>
Choice	Number	Percentage																			
Strongly Agree	22	100%																			
Agree	0	0%																			
Uncertain	0	0%																			
Disagree	0	0%																			
Strongly Disagree	0	0%																			
16	Ideas and concepts were presented clearly	<table border="1"> <thead> <tr> <th>Choice</th> <th>Number</th> <th>Percentage</th> </tr> </thead> <tbody> <tr> <td>Strongly Agree</td> <td>22</td> <td>100%</td> </tr> <tr> <td>Agree</td> <td>0</td> <td>0%</td> </tr> <tr> <td>Uncertain</td> <td>0</td> <td>0%</td> </tr> <tr> <td>Disagree</td> <td>0</td> <td>0%</td> </tr> <tr> <td>Strongly Disagree</td> <td>0</td> <td>0%</td> </tr> </tbody> </table>	Choice	Number	Percentage	Strongly Agree	22	100%	Agree	0	0%	Uncertain	0	0%	Disagree	0	0%	Strongly Disagree	0	0%	 <p>100%</p> <p>● Stron...</p>
Choice	Number	Percentage																			
Strongly Agree	22	100%																			
Agree	0	0%																			
Uncertain	0	0%																			
Disagree	0	0%																			
Strongly Disagree	0	0%																			
17	The method of assessment were reasonable	<table border="1"> <thead> <tr> <th>Choice</th> <th>Number</th> <th>Percentage</th> </tr> </thead> <tbody> <tr> <td>Strongly Agree</td> <td>22</td> <td>100%</td> </tr> <tr> <td>Agree</td> <td>0</td> <td>0%</td> </tr> <tr> <td>Uncertain</td> <td>0</td> <td>0%</td> </tr> <tr> <td>Disagree</td> <td>0</td> <td>0%</td> </tr> <tr> <td>Strongly Disagree</td> <td>0</td> <td>0%</td> </tr> </tbody> </table>	Choice	Number	Percentage	Strongly Agree	22	100%	Agree	0	0%	Uncertain	0	0%	Disagree	0	0%	Strongly Disagree	0	0%	 <p>100%</p> <p>● Stron...</p>
Choice	Number	Percentage																			
Strongly Agree	22	100%																			
Agree	0	0%																			
Uncertain	0	0%																			
Disagree	0	0%																			
Strongly Disagree	0	0%																			
18	Feedback on assessment was timely	<table border="1"> <thead> <tr> <th>Choice</th> <th>Number</th> <th>Percentage</th> </tr> </thead> <tbody> <tr> <td>Strongly Agree</td> <td>22</td> <td>100%</td> </tr> <tr> <td>Agree</td> <td>0</td> <td>0%</td> </tr> <tr> <td>Uncertain</td> <td>0</td> <td>0%</td> </tr> <tr> <td>Disagree</td> <td>0</td> <td>0%</td> </tr> <tr> <td>Strongly Disagree</td> <td>0</td> <td>0%</td> </tr> </tbody> </table>	Choice	Number	Percentage	Strongly Agree	22	100%	Agree	0	0%	Uncertain	0	0%	Disagree	0	0%	Strongly Disagree	0	0%	 <p>100%</p> <p>● Stron...</p>
Choice	Number	Percentage																			
Strongly Agree	22	100%																			
Agree	0	0%																			
Uncertain	0	0%																			
Disagree	0	0%																			
Strongly Disagree	0	0%																			
19	Feedback on assessment was helpful	<table border="1"> <thead> <tr> <th>Choice</th> <th>Number</th> <th>Percentage</th> </tr> </thead> <tbody> <tr> <td>Strongly Agree</td> <td>22</td> <td>100%</td> </tr> <tr> <td>Agree</td> <td>0</td> <td>0%</td> </tr> <tr> <td>Uncertain</td> <td>0</td> <td>0%</td> </tr> <tr> <td>Disagree</td> <td>0</td> <td>0%</td> </tr> <tr> <td>Strongly Disagree</td> <td>0</td> <td>0%</td> </tr> </tbody> </table>	Choice	Number	Percentage	Strongly Agree	22	100%	Agree	0	0%	Uncertain	0	0%	Disagree	0	0%	Strongly Disagree	0	0%	 <p>100%</p> <p>● Stron...</p>
Choice	Number	Percentage																			
Strongly Agree	22	100%																			
Agree	0	0%																			
Uncertain	0	0%																			
Disagree	0	0%																			
Strongly Disagree	0	0%																			

20	I understood the lectures	<table border="1"> <thead> <tr> <th>Choice</th> <th>Number</th> <th>Percentage</th> </tr> </thead> <tbody> <tr> <td>Strongly Agree</td> <td>22</td> <td>100%</td> </tr> <tr> <td>Agree</td> <td>0</td> <td>0%</td> </tr> <tr> <td>Uncertain</td> <td>0</td> <td>0%</td> </tr> <tr> <td>Disagree</td> <td>0</td> <td>0%</td> </tr> <tr> <td>Strongly Disagree</td> <td>0</td> <td>0%</td> </tr> </tbody> </table>	Choice	Number	Percentage	Strongly Agree	22	100%	Agree	0	0%	Uncertain	0	0%	Disagree	0	0%	Strongly Disagree	0	0%	 <p>100%</p> <p>● Stron...</p>
Choice	Number	Percentage																			
Strongly Agree	22	100%																			
Agree	0	0%																			
Uncertain	0	0%																			
Disagree	0	0%																			
Strongly Disagree	0	0%																			
21	The material was well organized and presented	<table border="1"> <thead> <tr> <th>Choice</th> <th>Number</th> <th>Percentage</th> </tr> </thead> <tbody> <tr> <td>Strongly Agree</td> <td>22</td> <td>100%</td> </tr> <tr> <td>Agree</td> <td>0</td> <td>0%</td> </tr> <tr> <td>Uncertain</td> <td>0</td> <td>0%</td> </tr> <tr> <td>Disagree</td> <td>0</td> <td>0%</td> </tr> <tr> <td>Strongly Disagree</td> <td>0</td> <td>0%</td> </tr> </tbody> </table>	Choice	Number	Percentage	Strongly Agree	22	100%	Agree	0	0%	Uncertain	0	0%	Disagree	0	0%	Strongly Disagree	0	0%	 <p>100%</p> <p>● Stron...</p>
Choice	Number	Percentage																			
Strongly Agree	22	100%																			
Agree	0	0%																			
Uncertain	0	0%																			
Disagree	0	0%																			
Strongly Disagree	0	0%																			
22	The instructor was responsive to student needs and problems	<table border="1"> <thead> <tr> <th>Choice</th> <th>Number</th> <th>Percentage</th> </tr> </thead> <tbody> <tr> <td>Strongly Agree</td> <td>22</td> <td>100%</td> </tr> <tr> <td>Agree</td> <td>0</td> <td>0%</td> </tr> <tr> <td>Uncertain</td> <td>0</td> <td>0%</td> </tr> <tr> <td>Disagree</td> <td>0</td> <td>0%</td> </tr> <tr> <td>Strongly Disagree</td> <td>0</td> <td>0%</td> </tr> </tbody> </table>	Choice	Number	Percentage	Strongly Agree	22	100%	Agree	0	0%	Uncertain	0	0%	Disagree	0	0%	Strongly Disagree	0	0%	 <p>100%</p> <p>● Stron...</p>
Choice	Number	Percentage																			
Strongly Agree	22	100%																			
Agree	0	0%																			
Uncertain	0	0%																			
Disagree	0	0%																			
Strongly Disagree	0	0%																			
23	Had the instructor been regular throughout the course	<table border="1"> <thead> <tr> <th>Choice</th> <th>Number</th> <th>Percentage</th> </tr> </thead> <tbody> <tr> <td>Strongly Agree</td> <td>22</td> <td>100%</td> </tr> <tr> <td>Agree</td> <td>0</td> <td>0%</td> </tr> <tr> <td>Uncertain</td> <td>0</td> <td>0%</td> </tr> <tr> <td>Disagree</td> <td>0</td> <td>0%</td> </tr> <tr> <td>Strongly Disagree</td> <td>0</td> <td>0%</td> </tr> </tbody> </table>	Choice	Number	Percentage	Strongly Agree	22	100%	Agree	0	0%	Uncertain	0	0%	Disagree	0	0%	Strongly Disagree	0	0%	 <p>100%</p> <p>● Stron...</p>
Choice	Number	Percentage																			
Strongly Agree	22	100%																			
Agree	0	0%																			
Uncertain	0	0%																			
Disagree	0	0%																			
Strongly Disagree	0	0%																			
24	The material in the tutorials was useful	<table border="1"> <thead> <tr> <th>Choice</th> <th>Number</th> <th>Percentage</th> </tr> </thead> <tbody> <tr> <td>Strongly Agree</td> <td>22</td> <td>100%</td> </tr> <tr> <td>Agree</td> <td>0</td> <td>0%</td> </tr> <tr> <td>Uncertain</td> <td>0</td> <td>0%</td> </tr> <tr> <td>Disagree</td> <td>0</td> <td>0%</td> </tr> <tr> <td>Strongly Disagree</td> <td>0</td> <td>0%</td> </tr> </tbody> </table>	Choice	Number	Percentage	Strongly Agree	22	100%	Agree	0	0%	Uncertain	0	0%	Disagree	0	0%	Strongly Disagree	0	0%	 <p>100%</p> <p>● Stron...</p>
Choice	Number	Percentage																			
Strongly Agree	22	100%																			
Agree	0	0%																			
Uncertain	0	0%																			
Disagree	0	0%																			
Strongly Disagree	0	0%																			

25	I was happy with the amount of work needed for tutorials	<table border="1"> <thead> <tr> <th>Choice</th> <th>Number</th> <th>Percentage</th> </tr> </thead> <tbody> <tr> <td>Strongly Agree</td> <td>22</td> <td>100%</td> </tr> <tr> <td>Agree</td> <td>0</td> <td>0%</td> </tr> <tr> <td>Uncertain</td> <td>0</td> <td>0%</td> </tr> <tr> <td>Disagree</td> <td>0</td> <td>0%</td> </tr> <tr> <td>Strongly Disagree</td> <td>0</td> <td>0%</td> </tr> </tbody> </table>	Choice	Number	Percentage	Strongly Agree	22	100%	Agree	0	0%	Uncertain	0	0%	Disagree	0	0%	Strongly Disagree	0	0%	 <p>100%</p> <p>● Stron...</p>
Choice	Number	Percentage																			
Strongly Agree	22	100%																			
Agree	0	0%																			
Uncertain	0	0%																			
Disagree	0	0%																			
Strongly Disagree	0	0%																			
26	The tutor dealt effectively with my problems	<table border="1"> <thead> <tr> <th>Choice</th> <th>Number</th> <th>Percentage</th> </tr> </thead> <tbody> <tr> <td>Strongly Agree</td> <td>21</td> <td>95.45%</td> </tr> <tr> <td>Agree</td> <td>1</td> <td>4.55%</td> </tr> <tr> <td>Uncertain</td> <td>0</td> <td>0%</td> </tr> <tr> <td>Disagree</td> <td>0</td> <td>0%</td> </tr> <tr> <td>Strongly Disagree</td> <td>0</td> <td>0%</td> </tr> </tbody> </table>	Choice	Number	Percentage	Strongly Agree	21	95.45%	Agree	1	4.55%	Uncertain	0	0%	Disagree	0	0%	Strongly Disagree	0	0%	 <p>95.5%</p> <p>● Stron... ● Agree</p>
Choice	Number	Percentage																			
Strongly Agree	21	95.45%																			
Agree	1	4.55%																			
Uncertain	0	0%																			
Disagree	0	0%																			
Strongly Disagree	0	0%																			
27	The material in the practicals was useful	<table border="1"> <thead> <tr> <th>Choice</th> <th>Number</th> <th>Percentage</th> </tr> </thead> <tbody> <tr> <td>Strongly Agree</td> <td>21</td> <td>95.45%</td> </tr> <tr> <td>Agree</td> <td>1</td> <td>4.55%</td> </tr> <tr> <td>Uncertain</td> <td>0</td> <td>0%</td> </tr> <tr> <td>Disagree</td> <td>0</td> <td>0%</td> </tr> <tr> <td>Strongly Disagree</td> <td>0</td> <td>0%</td> </tr> </tbody> </table>	Choice	Number	Percentage	Strongly Agree	21	95.45%	Agree	1	4.55%	Uncertain	0	0%	Disagree	0	0%	Strongly Disagree	0	0%	 <p>95.5%</p> <p>● Stron... ● Agree</p>
Choice	Number	Percentage																			
Strongly Agree	21	95.45%																			
Agree	1	4.55%																			
Uncertain	0	0%																			
Disagree	0	0%																			
Strongly Disagree	0	0%																			
28	The demonstrators dealt effectively with my problems	<table border="1"> <thead> <tr> <th>Choice</th> <th>Number</th> <th>Percentage</th> </tr> </thead> <tbody> <tr> <td>Strongly Agree</td> <td>21</td> <td>95.45%</td> </tr> <tr> <td>Agree</td> <td>1</td> <td>4.55%</td> </tr> <tr> <td>Uncertain</td> <td>0</td> <td>0%</td> </tr> <tr> <td>Disagree</td> <td>0</td> <td>0%</td> </tr> <tr> <td>Strongly Disagree</td> <td>0</td> <td>0%</td> </tr> </tbody> </table>	Choice	Number	Percentage	Strongly Agree	21	95.45%	Agree	1	4.55%	Uncertain	0	0%	Disagree	0	0%	Strongly Disagree	0	0%	 <p>95.5%</p> <p>● Stron... ● Agree</p>
Choice	Number	Percentage																			
Strongly Agree	21	95.45%																			
Agree	1	4.55%																			
Uncertain	0	0%																			
Disagree	0	0%																			
Strongly Disagree	0	0%																			

29	The best features of the Course were	Understand differents methods good no comments gd good good No comments no comments good no comments no comments no comments The best course to solve non linear problems no comments no comments good good no comments good TO SOLVE NON LINEAR PROBLEMS Satisfied no comments
30	The Course could have been improved by	No comments good no comments ys good good No comments no comments teacher no comments no comments no comments Dr Taza Gul no comments no comments good good no comments dr tazagul DR TAZA GUL Hec no comments
31	The University does not tolerate discrimination on any irrelevant distinction (e.g. race, age, gender) and is committed to work with diversity in a wholly positive way. Please indicate below anything in relation to this Course which may run counter to this objective	good no comments ys best university best university No comments no comments good no comments no comments no comments Already Good contents no comments no comments good good no comments ALREADY GOOD CONTENTS no comments

