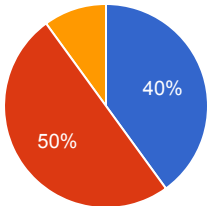
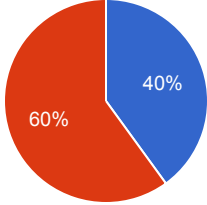
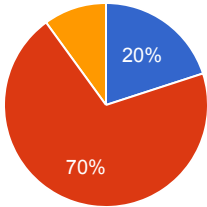
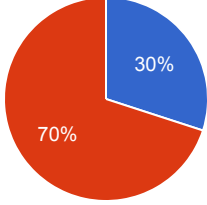
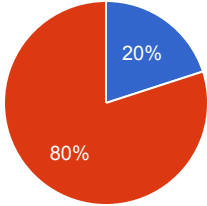
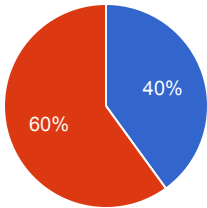
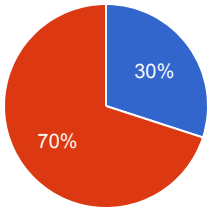
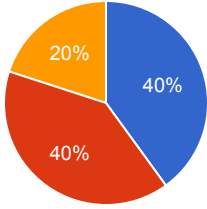
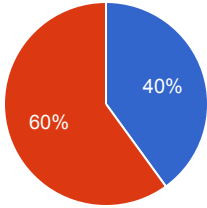
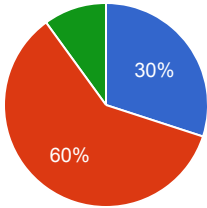
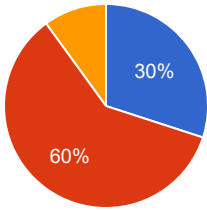
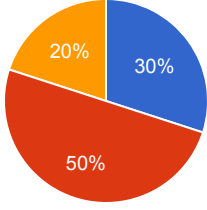
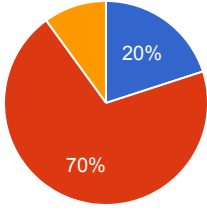
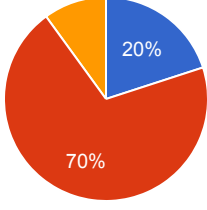
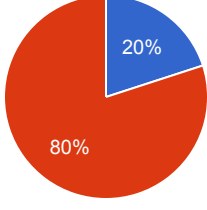


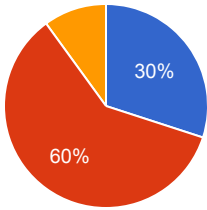
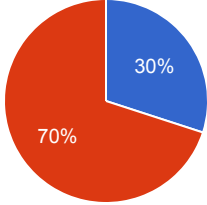
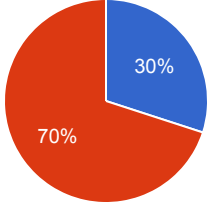
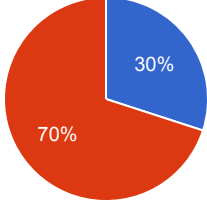
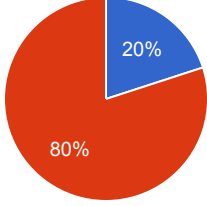
Course Evaluation - Program: 0308

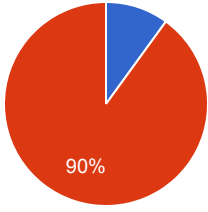
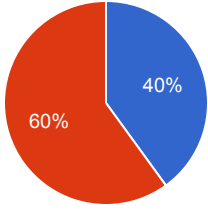
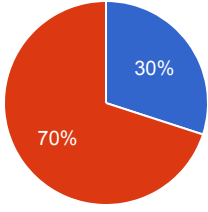
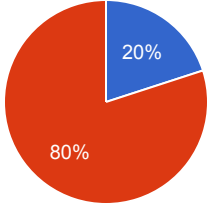
Teacher Name: MUHAMMAD ZAHID		Course ID: MGT-610 Course Title: Corporate Sustainability & Performance		Session: 2017 Fall																			
Shift: Weekend -- Section:		Total Strength: 27		Attempted: 10																			
S.No	Question	Opinions			Chart																		
1	The course objectives were clear	<table border="1"> <thead> <tr> <th>Choice</th> <th>Number</th> <th>Percentage</th> </tr> </thead> <tbody> <tr> <td>Strongly Agree</td> <td>3</td> <td>30%</td> </tr> <tr> <td>Agree</td> <td>6</td> <td>60%</td> </tr> <tr> <td>Uncertain</td> <td>1</td> <td>10%</td> </tr> <tr> <td>Disagree</td> <td>0</td> <td>0%</td> </tr> <tr> <td>Strongly Disagree</td> <td>0</td> <td>0%</td> </tr> </tbody> </table>	Choice	Number	Percentage	Strongly Agree	3	30%	Agree	6	60%	Uncertain	1	10%	Disagree	0	0%	Strongly Disagree	0	0%	<p>Legend: Blue = Strongly Agree, Red = Agree, Yellow = Uncertain</p>		
Choice	Number	Percentage																					
Strongly Agree	3	30%																					
Agree	6	60%																					
Uncertain	1	10%																					
Disagree	0	0%																					
Strongly Disagree	0	0%																					
2	The Course workload was manageable	<table border="1"> <thead> <tr> <th>Choice</th> <th>Number</th> <th>Percentage</th> </tr> </thead> <tbody> <tr> <td>Strongly Agree</td> <td>3</td> <td>30%</td> </tr> <tr> <td>Agree</td> <td>7</td> <td>70%</td> </tr> <tr> <td>Uncertain</td> <td>0</td> <td>0%</td> </tr> <tr> <td>Disagree</td> <td>0</td> <td>0%</td> </tr> <tr> <td>Strongly Disagree</td> <td>0</td> <td>0%</td> </tr> </tbody> </table>	Choice	Number	Percentage	Strongly Agree	3	30%	Agree	7	70%	Uncertain	0	0%	Disagree	0	0%	Strongly Disagree	0	0%	<p>Legend: Blue = Strongly Agree, Red = Agree</p>		
Choice	Number	Percentage																					
Strongly Agree	3	30%																					
Agree	7	70%																					
Uncertain	0	0%																					
Disagree	0	0%																					
Strongly Disagree	0	0%																					
3	The Course was well organized (e.g. timely access to materials, notification of changes, etc.)	<table border="1"> <thead> <tr> <th>Choice</th> <th>Number</th> <th>Percentage</th> </tr> </thead> <tbody> <tr> <td>Strongly Agree</td> <td>2</td> <td>20%</td> </tr> <tr> <td>Agree</td> <td>8</td> <td>80%</td> </tr> <tr> <td>Uncertain</td> <td>0</td> <td>0%</td> </tr> <tr> <td>Disagree</td> <td>0</td> <td>0%</td> </tr> <tr> <td>Strongly Disagree</td> <td>0</td> <td>0%</td> </tr> </tbody> </table>	Choice	Number	Percentage	Strongly Agree	2	20%	Agree	8	80%	Uncertain	0	0%	Disagree	0	0%	Strongly Disagree	0	0%	<p>Legend: Blue = Strongly Agree, Red = Agree</p>		
Choice	Number	Percentage																					
Strongly Agree	2	20%																					
Agree	8	80%																					
Uncertain	0	0%																					
Disagree	0	0%																					
Strongly Disagree	0	0%																					
4	I participated actively in the Course	<table border="1"> <thead> <tr> <th>Choice</th> <th>Number</th> <th>Percentage</th> </tr> </thead> <tbody> <tr> <td>Strongly Agree</td> <td>3</td> <td>30%</td> </tr> <tr> <td>Agree</td> <td>6</td> <td>60%</td> </tr> <tr> <td>Uncertain</td> <td>1</td> <td>10%</td> </tr> <tr> <td>Disagree</td> <td>0</td> <td>0%</td> </tr> <tr> <td>Strongly Disagree</td> <td>0</td> <td>0%</td> </tr> </tbody> </table>	Choice	Number	Percentage	Strongly Agree	3	30%	Agree	6	60%	Uncertain	1	10%	Disagree	0	0%	Strongly Disagree	0	0%	<p>Legend: Blue = Strongly Agree, Red = Agree, Yellow = Uncertain</p>		
Choice	Number	Percentage																					
Strongly Agree	3	30%																					
Agree	6	60%																					
Uncertain	1	10%																					
Disagree	0	0%																					
Strongly Disagree	0	0%																					

5	I think I have made progress in this Course	<table border="1"> <thead> <tr> <th>Choice</th> <th>Number</th> <th>Percentage</th> </tr> </thead> <tbody> <tr> <td>Strongly Agree</td> <td>4</td> <td>40%</td> </tr> <tr> <td>Agree</td> <td>5</td> <td>50%</td> </tr> <tr> <td>Uncertain</td> <td>1</td> <td>10%</td> </tr> <tr> <td>Disagree</td> <td>0</td> <td>0%</td> </tr> <tr> <td>Strongly Disagree</td> <td>0</td> <td>0%</td> </tr> </tbody> </table>	Choice	Number	Percentage	Strongly Agree	4	40%	Agree	5	50%	Uncertain	1	10%	Disagree	0	0%	Strongly Disagree	0	0%	 <ul style="list-style-type: none"> ● Stron... ● Agree ● Unce...
Choice	Number	Percentage																			
Strongly Agree	4	40%																			
Agree	5	50%																			
Uncertain	1	10%																			
Disagree	0	0%																			
Strongly Disagree	0	0%																			
6	I think the Course was well structured to achieve the learning outcomes (there was a good balance of lectures, tutorials, practical etc.)	<table border="1"> <thead> <tr> <th>Choice</th> <th>Number</th> <th>Percentage</th> </tr> </thead> <tbody> <tr> <td>Strongly Agree</td> <td>4</td> <td>40%</td> </tr> <tr> <td>Agree</td> <td>6</td> <td>60%</td> </tr> <tr> <td>Uncertain</td> <td>0</td> <td>0%</td> </tr> <tr> <td>Disagree</td> <td>0</td> <td>0%</td> </tr> <tr> <td>Strongly Disagree</td> <td>0</td> <td>0%</td> </tr> </tbody> </table>	Choice	Number	Percentage	Strongly Agree	4	40%	Agree	6	60%	Uncertain	0	0%	Disagree	0	0%	Strongly Disagree	0	0%	 <ul style="list-style-type: none"> ● Stron... ● Agree
Choice	Number	Percentage																			
Strongly Agree	4	40%																			
Agree	6	60%																			
Uncertain	0	0%																			
Disagree	0	0%																			
Strongly Disagree	0	0%																			
7	The learning and teaching methods encouraged participation	<table border="1"> <thead> <tr> <th>Choice</th> <th>Number</th> <th>Percentage</th> </tr> </thead> <tbody> <tr> <td>Strongly Agree</td> <td>2</td> <td>20%</td> </tr> <tr> <td>Agree</td> <td>7</td> <td>70%</td> </tr> <tr> <td>Uncertain</td> <td>1</td> <td>10%</td> </tr> <tr> <td>Disagree</td> <td>0</td> <td>0%</td> </tr> <tr> <td>Strongly Disagree</td> <td>0</td> <td>0%</td> </tr> </tbody> </table>	Choice	Number	Percentage	Strongly Agree	2	20%	Agree	7	70%	Uncertain	1	10%	Disagree	0	0%	Strongly Disagree	0	0%	 <ul style="list-style-type: none"> ● Stron... ● Agree ● Unce...
Choice	Number	Percentage																			
Strongly Agree	2	20%																			
Agree	7	70%																			
Uncertain	1	10%																			
Disagree	0	0%																			
Strongly Disagree	0	0%																			
8	The overall environment in the class was conducive to learning	<table border="1"> <thead> <tr> <th>Choice</th> <th>Number</th> <th>Percentage</th> </tr> </thead> <tbody> <tr> <td>Strongly Agree</td> <td>3</td> <td>30%</td> </tr> <tr> <td>Agree</td> <td>7</td> <td>70%</td> </tr> <tr> <td>Uncertain</td> <td>0</td> <td>0%</td> </tr> <tr> <td>Disagree</td> <td>0</td> <td>0%</td> </tr> <tr> <td>Strongly Disagree</td> <td>0</td> <td>0%</td> </tr> </tbody> </table>	Choice	Number	Percentage	Strongly Agree	3	30%	Agree	7	70%	Uncertain	0	0%	Disagree	0	0%	Strongly Disagree	0	0%	 <ul style="list-style-type: none"> ● Stron... ● Agree
Choice	Number	Percentage																			
Strongly Agree	3	30%																			
Agree	7	70%																			
Uncertain	0	0%																			
Disagree	0	0%																			
Strongly Disagree	0	0%																			
9	Classrooms were satisfactory	<table border="1"> <thead> <tr> <th>Choice</th> <th>Number</th> <th>Percentage</th> </tr> </thead> <tbody> <tr> <td>Strongly Agree</td> <td>2</td> <td>20%</td> </tr> <tr> <td>Agree</td> <td>8</td> <td>80%</td> </tr> <tr> <td>Uncertain</td> <td>0</td> <td>0%</td> </tr> <tr> <td>Disagree</td> <td>0</td> <td>0%</td> </tr> <tr> <td>Strongly Disagree</td> <td>0</td> <td>0%</td> </tr> </tbody> </table>	Choice	Number	Percentage	Strongly Agree	2	20%	Agree	8	80%	Uncertain	0	0%	Disagree	0	0%	Strongly Disagree	0	0%	 <ul style="list-style-type: none"> ● Stron... ● Agree
Choice	Number	Percentage																			
Strongly Agree	2	20%																			
Agree	8	80%																			
Uncertain	0	0%																			
Disagree	0	0%																			
Strongly Disagree	0	0%																			

10	Learning materials (Lesson Plans, Course Notes etc.) were relevant and useful	<table border="1"> <thead> <tr> <th>Choice</th> <th>Number</th> <th>Percentage</th> </tr> </thead> <tbody> <tr> <td>Strongly Agree</td> <td>4</td> <td>40%</td> </tr> <tr> <td>Agree</td> <td>6</td> <td>60%</td> </tr> <tr> <td>Uncertain</td> <td>0</td> <td>0%</td> </tr> <tr> <td>Disagree</td> <td>0</td> <td>0%</td> </tr> <tr> <td>Strongly Disagree</td> <td>0</td> <td>0%</td> </tr> </tbody> </table>	Choice	Number	Percentage	Strongly Agree	4	40%	Agree	6	60%	Uncertain	0	0%	Disagree	0	0%	Strongly Disagree	0	0%	 <p> ● Stron... ● Agree </p>
Choice	Number	Percentage																			
Strongly Agree	4	40%																			
Agree	6	60%																			
Uncertain	0	0%																			
Disagree	0	0%																			
Strongly Disagree	0	0%																			
11	Recommended reading Books etc. were relevant and appropriate	<table border="1"> <thead> <tr> <th>Choice</th> <th>Number</th> <th>Percentage</th> </tr> </thead> <tbody> <tr> <td>Strongly Agree</td> <td>3</td> <td>30%</td> </tr> <tr> <td>Agree</td> <td>7</td> <td>70%</td> </tr> <tr> <td>Uncertain</td> <td>0</td> <td>0%</td> </tr> <tr> <td>Disagree</td> <td>0</td> <td>0%</td> </tr> <tr> <td>Strongly Disagree</td> <td>0</td> <td>0%</td> </tr> </tbody> </table>	Choice	Number	Percentage	Strongly Agree	3	30%	Agree	7	70%	Uncertain	0	0%	Disagree	0	0%	Strongly Disagree	0	0%	 <p> ● Stron... ● Agree </p>
Choice	Number	Percentage																			
Strongly Agree	3	30%																			
Agree	7	70%																			
Uncertain	0	0%																			
Disagree	0	0%																			
Strongly Disagree	0	0%																			
12	The provision of learning resources in the library was adequate and appropriate	<table border="1"> <thead> <tr> <th>Choice</th> <th>Number</th> <th>Percentage</th> </tr> </thead> <tbody> <tr> <td>Strongly Agree</td> <td>4</td> <td>40%</td> </tr> <tr> <td>Agree</td> <td>4</td> <td>40%</td> </tr> <tr> <td>Uncertain</td> <td>2</td> <td>20%</td> </tr> <tr> <td>Disagree</td> <td>0</td> <td>0%</td> </tr> <tr> <td>Strongly Disagree</td> <td>0</td> <td>0%</td> </tr> </tbody> </table>	Choice	Number	Percentage	Strongly Agree	4	40%	Agree	4	40%	Uncertain	2	20%	Disagree	0	0%	Strongly Disagree	0	0%	 <p> ● Stron... ● Agree ● Unce... </p>
Choice	Number	Percentage																			
Strongly Agree	4	40%																			
Agree	4	40%																			
Uncertain	2	20%																			
Disagree	0	0%																			
Strongly Disagree	0	0%																			
13	The provision of learning resources on the Web was adequate and appropriate (if relevant)	<table border="1"> <thead> <tr> <th>Choice</th> <th>Number</th> <th>Percentage</th> </tr> </thead> <tbody> <tr> <td>Strongly Agree</td> <td>4</td> <td>40%</td> </tr> <tr> <td>Agree</td> <td>6</td> <td>60%</td> </tr> <tr> <td>Uncertain</td> <td>0</td> <td>0%</td> </tr> <tr> <td>Disagree</td> <td>0</td> <td>0%</td> </tr> <tr> <td>Strongly Disagree</td> <td>0</td> <td>0%</td> </tr> </tbody> </table>	Choice	Number	Percentage	Strongly Agree	4	40%	Agree	6	60%	Uncertain	0	0%	Disagree	0	0%	Strongly Disagree	0	0%	 <p> ● Stron... ● Agree </p>
Choice	Number	Percentage																			
Strongly Agree	4	40%																			
Agree	6	60%																			
Uncertain	0	0%																			
Disagree	0	0%																			
Strongly Disagree	0	0%																			
14	The Course stimulated my interest and thought on the subject area	<table border="1"> <thead> <tr> <th>Choice</th> <th>Number</th> <th>Percentage</th> </tr> </thead> <tbody> <tr> <td>Strongly Agree</td> <td>3</td> <td>30%</td> </tr> <tr> <td>Agree</td> <td>6</td> <td>60%</td> </tr> <tr> <td>Uncertain</td> <td>0</td> <td>0%</td> </tr> <tr> <td>Disagree</td> <td>1</td> <td>10%</td> </tr> <tr> <td>Strongly Disagree</td> <td>0</td> <td>0%</td> </tr> </tbody> </table>	Choice	Number	Percentage	Strongly Agree	3	30%	Agree	6	60%	Uncertain	0	0%	Disagree	1	10%	Strongly Disagree	0	0%	 <p> ● Stron... ● Agree ● Disa... </p>
Choice	Number	Percentage																			
Strongly Agree	3	30%																			
Agree	6	60%																			
Uncertain	0	0%																			
Disagree	1	10%																			
Strongly Disagree	0	0%																			

15	The pace of the Course was appropriate	<table border="1"> <thead> <tr> <th>Choice</th> <th>Number</th> <th>Percentage</th> </tr> </thead> <tbody> <tr> <td>Strongly Agree</td> <td>3</td> <td>30%</td> </tr> <tr> <td>Agree</td> <td>6</td> <td>60%</td> </tr> <tr> <td>Uncertain</td> <td>1</td> <td>10%</td> </tr> <tr> <td>Disagree</td> <td>0</td> <td>0%</td> </tr> <tr> <td>Strongly Disagree</td> <td>0</td> <td>0%</td> </tr> </tbody> </table>	Choice	Number	Percentage	Strongly Agree	3	30%	Agree	6	60%	Uncertain	1	10%	Disagree	0	0%	Strongly Disagree	0	0%	 <ul style="list-style-type: none"> ● Stron... ● Agree ● Unce...
Choice	Number	Percentage																			
Strongly Agree	3	30%																			
Agree	6	60%																			
Uncertain	1	10%																			
Disagree	0	0%																			
Strongly Disagree	0	0%																			
16	Ideas and concepts were presented clearly	<table border="1"> <thead> <tr> <th>Choice</th> <th>Number</th> <th>Percentage</th> </tr> </thead> <tbody> <tr> <td>Strongly Agree</td> <td>3</td> <td>30%</td> </tr> <tr> <td>Agree</td> <td>5</td> <td>50%</td> </tr> <tr> <td>Uncertain</td> <td>2</td> <td>20%</td> </tr> <tr> <td>Disagree</td> <td>0</td> <td>0%</td> </tr> <tr> <td>Strongly Disagree</td> <td>0</td> <td>0%</td> </tr> </tbody> </table>	Choice	Number	Percentage	Strongly Agree	3	30%	Agree	5	50%	Uncertain	2	20%	Disagree	0	0%	Strongly Disagree	0	0%	 <ul style="list-style-type: none"> ● Stron... ● Agree ● Unce...
Choice	Number	Percentage																			
Strongly Agree	3	30%																			
Agree	5	50%																			
Uncertain	2	20%																			
Disagree	0	0%																			
Strongly Disagree	0	0%																			
17	The method of assessment were reasonable	<table border="1"> <thead> <tr> <th>Choice</th> <th>Number</th> <th>Percentage</th> </tr> </thead> <tbody> <tr> <td>Strongly Agree</td> <td>2</td> <td>20%</td> </tr> <tr> <td>Agree</td> <td>7</td> <td>70%</td> </tr> <tr> <td>Uncertain</td> <td>1</td> <td>10%</td> </tr> <tr> <td>Disagree</td> <td>0</td> <td>0%</td> </tr> <tr> <td>Strongly Disagree</td> <td>0</td> <td>0%</td> </tr> </tbody> </table>	Choice	Number	Percentage	Strongly Agree	2	20%	Agree	7	70%	Uncertain	1	10%	Disagree	0	0%	Strongly Disagree	0	0%	 <ul style="list-style-type: none"> ● Stron... ● Agree ● Unce...
Choice	Number	Percentage																			
Strongly Agree	2	20%																			
Agree	7	70%																			
Uncertain	1	10%																			
Disagree	0	0%																			
Strongly Disagree	0	0%																			
18	Feedback on assessment was timely	<table border="1"> <thead> <tr> <th>Choice</th> <th>Number</th> <th>Percentage</th> </tr> </thead> <tbody> <tr> <td>Strongly Agree</td> <td>2</td> <td>20%</td> </tr> <tr> <td>Agree</td> <td>7</td> <td>70%</td> </tr> <tr> <td>Uncertain</td> <td>1</td> <td>10%</td> </tr> <tr> <td>Disagree</td> <td>0</td> <td>0%</td> </tr> <tr> <td>Strongly Disagree</td> <td>0</td> <td>0%</td> </tr> </tbody> </table>	Choice	Number	Percentage	Strongly Agree	2	20%	Agree	7	70%	Uncertain	1	10%	Disagree	0	0%	Strongly Disagree	0	0%	 <ul style="list-style-type: none"> ● Stron... ● Agree ● Unce...
Choice	Number	Percentage																			
Strongly Agree	2	20%																			
Agree	7	70%																			
Uncertain	1	10%																			
Disagree	0	0%																			
Strongly Disagree	0	0%																			
19	Feedback on assessment was helpful	<table border="1"> <thead> <tr> <th>Choice</th> <th>Number</th> <th>Percentage</th> </tr> </thead> <tbody> <tr> <td>Strongly Agree</td> <td>2</td> <td>20%</td> </tr> <tr> <td>Agree</td> <td>8</td> <td>80%</td> </tr> <tr> <td>Uncertain</td> <td>0</td> <td>0%</td> </tr> <tr> <td>Disagree</td> <td>0</td> <td>0%</td> </tr> <tr> <td>Strongly Disagree</td> <td>0</td> <td>0%</td> </tr> </tbody> </table>	Choice	Number	Percentage	Strongly Agree	2	20%	Agree	8	80%	Uncertain	0	0%	Disagree	0	0%	Strongly Disagree	0	0%	 <ul style="list-style-type: none"> ● Stron... ● Agree
Choice	Number	Percentage																			
Strongly Agree	2	20%																			
Agree	8	80%																			
Uncertain	0	0%																			
Disagree	0	0%																			
Strongly Disagree	0	0%																			






20	I understood the lectures	<table border="1"> <thead> <tr> <th>Choice</th> <th>Number</th> <th>Percentage</th> </tr> </thead> <tbody> <tr> <td>Strongly Agree</td> <td>3</td> <td>30%</td> </tr> <tr> <td>Agree</td> <td>6</td> <td>60%</td> </tr> <tr> <td>Uncertain</td> <td>1</td> <td>10%</td> </tr> <tr> <td>Disagree</td> <td>0</td> <td>0%</td> </tr> <tr> <td>Strongly Disagree</td> <td>0</td> <td>0%</td> </tr> </tbody> </table>	Choice	Number	Percentage	Strongly Agree	3	30%	Agree	6	60%	Uncertain	1	10%	Disagree	0	0%	Strongly Disagree	0	0%	 <p> ● Stron... ● Agree ● Unce... </p>
Choice	Number	Percentage																			
Strongly Agree	3	30%																			
Agree	6	60%																			
Uncertain	1	10%																			
Disagree	0	0%																			
Strongly Disagree	0	0%																			
21	The material was well organized and presented	<table border="1"> <thead> <tr> <th>Choice</th> <th>Number</th> <th>Percentage</th> </tr> </thead> <tbody> <tr> <td>Strongly Agree</td> <td>3</td> <td>30%</td> </tr> <tr> <td>Agree</td> <td>7</td> <td>70%</td> </tr> <tr> <td>Uncertain</td> <td>0</td> <td>0%</td> </tr> <tr> <td>Disagree</td> <td>0</td> <td>0%</td> </tr> <tr> <td>Strongly Disagree</td> <td>0</td> <td>0%</td> </tr> </tbody> </table>	Choice	Number	Percentage	Strongly Agree	3	30%	Agree	7	70%	Uncertain	0	0%	Disagree	0	0%	Strongly Disagree	0	0%	 <p> ● Stron... ● Agree </p>
Choice	Number	Percentage																			
Strongly Agree	3	30%																			
Agree	7	70%																			
Uncertain	0	0%																			
Disagree	0	0%																			
Strongly Disagree	0	0%																			
22	The instructor was responsive to student needs and problems	<table border="1"> <thead> <tr> <th>Choice</th> <th>Number</th> <th>Percentage</th> </tr> </thead> <tbody> <tr> <td>Strongly Agree</td> <td>3</td> <td>30%</td> </tr> <tr> <td>Agree</td> <td>7</td> <td>70%</td> </tr> <tr> <td>Uncertain</td> <td>0</td> <td>0%</td> </tr> <tr> <td>Disagree</td> <td>0</td> <td>0%</td> </tr> <tr> <td>Strongly Disagree</td> <td>0</td> <td>0%</td> </tr> </tbody> </table>	Choice	Number	Percentage	Strongly Agree	3	30%	Agree	7	70%	Uncertain	0	0%	Disagree	0	0%	Strongly Disagree	0	0%	 <p> ● Stron... ● Agree </p>
Choice	Number	Percentage																			
Strongly Agree	3	30%																			
Agree	7	70%																			
Uncertain	0	0%																			
Disagree	0	0%																			
Strongly Disagree	0	0%																			
23	Had the instructor been regular throughout the course	<table border="1"> <thead> <tr> <th>Choice</th> <th>Number</th> <th>Percentage</th> </tr> </thead> <tbody> <tr> <td>Strongly Agree</td> <td>3</td> <td>30%</td> </tr> <tr> <td>Agree</td> <td>7</td> <td>70%</td> </tr> <tr> <td>Uncertain</td> <td>0</td> <td>0%</td> </tr> <tr> <td>Disagree</td> <td>0</td> <td>0%</td> </tr> <tr> <td>Strongly Disagree</td> <td>0</td> <td>0%</td> </tr> </tbody> </table>	Choice	Number	Percentage	Strongly Agree	3	30%	Agree	7	70%	Uncertain	0	0%	Disagree	0	0%	Strongly Disagree	0	0%	 <p> ● Stron... ● Agree </p>
Choice	Number	Percentage																			
Strongly Agree	3	30%																			
Agree	7	70%																			
Uncertain	0	0%																			
Disagree	0	0%																			
Strongly Disagree	0	0%																			
24	The material in the tutorials was useful	<table border="1"> <thead> <tr> <th>Choice</th> <th>Number</th> <th>Percentage</th> </tr> </thead> <tbody> <tr> <td>Strongly Agree</td> <td>2</td> <td>20%</td> </tr> <tr> <td>Agree</td> <td>8</td> <td>80%</td> </tr> <tr> <td>Uncertain</td> <td>0</td> <td>0%</td> </tr> <tr> <td>Disagree</td> <td>0</td> <td>0%</td> </tr> <tr> <td>Strongly Disagree</td> <td>0</td> <td>0%</td> </tr> </tbody> </table>	Choice	Number	Percentage	Strongly Agree	2	20%	Agree	8	80%	Uncertain	0	0%	Disagree	0	0%	Strongly Disagree	0	0%	 <p> ● Stron... ● Agree </p>
Choice	Number	Percentage																			
Strongly Agree	2	20%																			
Agree	8	80%																			
Uncertain	0	0%																			
Disagree	0	0%																			
Strongly Disagree	0	0%																			






25	I was happy with the amount of work needed for tutorials	<table border="1"> <thead> <tr> <th>Choice</th> <th>Number</th> <th>Percentage</th> </tr> </thead> <tbody> <tr> <td>Strongly Agree</td> <td>1</td> <td>10%</td> </tr> <tr> <td>Agree</td> <td>9</td> <td>90%</td> </tr> <tr> <td>Uncertain</td> <td>0</td> <td>0%</td> </tr> <tr> <td>Disagree</td> <td>0</td> <td>0%</td> </tr> <tr> <td>Strongly Disagree</td> <td>0</td> <td>0%</td> </tr> </tbody> </table>	Choice	Number	Percentage	Strongly Agree	1	10%	Agree	9	90%	Uncertain	0	0%	Disagree	0	0%	Strongly Disagree	0	0%	 <p>● Stron... ● Agree</p>
Choice	Number	Percentage																			
Strongly Agree	1	10%																			
Agree	9	90%																			
Uncertain	0	0%																			
Disagree	0	0%																			
Strongly Disagree	0	0%																			
26	The tutor dealt effectively with my problems	<table border="1"> <thead> <tr> <th>Choice</th> <th>Number</th> <th>Percentage</th> </tr> </thead> <tbody> <tr> <td>Strongly Agree</td> <td>4</td> <td>40%</td> </tr> <tr> <td>Agree</td> <td>6</td> <td>60%</td> </tr> <tr> <td>Uncertain</td> <td>0</td> <td>0%</td> </tr> <tr> <td>Disagree</td> <td>0</td> <td>0%</td> </tr> <tr> <td>Strongly Disagree</td> <td>0</td> <td>0%</td> </tr> </tbody> </table>	Choice	Number	Percentage	Strongly Agree	4	40%	Agree	6	60%	Uncertain	0	0%	Disagree	0	0%	Strongly Disagree	0	0%	 <p>● Stron... ● Agree</p>
Choice	Number	Percentage																			
Strongly Agree	4	40%																			
Agree	6	60%																			
Uncertain	0	0%																			
Disagree	0	0%																			
Strongly Disagree	0	0%																			
27	The material in the practicals was useful	<table border="1"> <thead> <tr> <th>Choice</th> <th>Number</th> <th>Percentage</th> </tr> </thead> <tbody> <tr> <td>Strongly Agree</td> <td>3</td> <td>30%</td> </tr> <tr> <td>Agree</td> <td>7</td> <td>70%</td> </tr> <tr> <td>Uncertain</td> <td>0</td> <td>0%</td> </tr> <tr> <td>Disagree</td> <td>0</td> <td>0%</td> </tr> <tr> <td>Strongly Disagree</td> <td>0</td> <td>0%</td> </tr> </tbody> </table>	Choice	Number	Percentage	Strongly Agree	3	30%	Agree	7	70%	Uncertain	0	0%	Disagree	0	0%	Strongly Disagree	0	0%	 <p>● Stron... ● Agree</p>
Choice	Number	Percentage																			
Strongly Agree	3	30%																			
Agree	7	70%																			
Uncertain	0	0%																			
Disagree	0	0%																			
Strongly Disagree	0	0%																			
28	The demonstrators dealt effectively with my problems	<table border="1"> <thead> <tr> <th>Choice</th> <th>Number</th> <th>Percentage</th> </tr> </thead> <tbody> <tr> <td>Strongly Agree</td> <td>2</td> <td>20%</td> </tr> <tr> <td>Agree</td> <td>8</td> <td>80%</td> </tr> <tr> <td>Uncertain</td> <td>0</td> <td>0%</td> </tr> <tr> <td>Disagree</td> <td>0</td> <td>0%</td> </tr> <tr> <td>Strongly Disagree</td> <td>0</td> <td>0%</td> </tr> </tbody> </table>	Choice	Number	Percentage	Strongly Agree	2	20%	Agree	8	80%	Uncertain	0	0%	Disagree	0	0%	Strongly Disagree	0	0%	 <p>● Stron... ● Agree</p>
Choice	Number	Percentage																			
Strongly Agree	2	20%																			
Agree	8	80%																			
Uncertain	0	0%																			
Disagree	0	0%																			
Strongly Disagree	0	0%																			
29	The best features of the Course were	<p>New Interesting Subject Tit was manageable learning about research writing and proposal to bring the understandings of natural environment and to how to protect it. no comments environment, research work bla bla bla new subject</p> <p>good Good</p>																			






30	The Course could have been improved by	<p>Basic idea should be included before research degree</p> <p>Improving delivery abilities by providing the resources of material rather than just talk about it.</p> <p>the course is up to date</p> <p>no comments</p> <p>seminars,increase time for lectures</p> <p>studying different case studies</p> <p>good</p> <p>New Things</p>
31	<p>The University does not tolerate discrimination on any irrelevant distinction (e.g. race, age, gender) and is committed to work with diversity in a wholly positive way. Please indicate below anything in relation to this Course which may run counter to this objective</p>	<p>nothing</p> <p>good to hear !</p> <p>no comments</p> <p>good</p>






Course Evaluation - Program: 0308


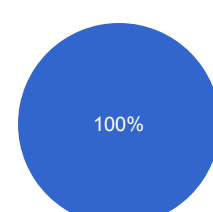

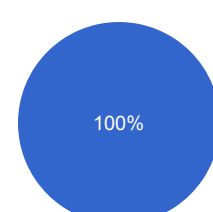
Teacher Name: AAMIR NADEEM		Course ID: MKT-606 Course Title: Marketing of Services		Session: 2017 Fall																			
Shift: Weekend -- Section:		Total Strength: 2		Attempted: 1																			
S.No	Question	Opinions			Chart																		
1	The course objectives were clear	<table border="1"> <thead> <tr> <th>Choice</th> <th>Number</th> <th>Percentage</th> </tr> </thead> <tbody> <tr> <td>Strongly Agree</td> <td>1</td> <td>100%</td> </tr> <tr> <td>Agree</td> <td>0</td> <td>0%</td> </tr> <tr> <td>Uncertain</td> <td>0</td> <td>0%</td> </tr> <tr> <td>Disagree</td> <td>0</td> <td>0%</td> </tr> <tr> <td>Strongly Disagree</td> <td>0</td> <td>0%</td> </tr> </tbody> </table>	Choice	Number	Percentage	Strongly Agree	1	100%	Agree	0	0%	Uncertain	0	0%	Disagree	0	0%	Strongly Disagree	0	0%	<p>A pie chart representing the distribution of responses for the question 'The course objectives were clear'. The chart is a single solid blue circle with the text '100%' in the center. To the right of the chart is a legend consisting of a small blue circle followed by the text 'Stron...'. The data table indicates that 100% of respondents (1 out of 2) chose 'Strongly Agree'.</p>		
Choice	Number	Percentage																					
Strongly Agree	1	100%																					
Agree	0	0%																					
Uncertain	0	0%																					
Disagree	0	0%																					
Strongly Disagree	0	0%																					
2	The Course workload was manageable	<table border="1"> <thead> <tr> <th>Choice</th> <th>Number</th> <th>Percentage</th> </tr> </thead> <tbody> <tr> <td>Strongly Agree</td> <td>1</td> <td>100%</td> </tr> <tr> <td>Agree</td> <td>0</td> <td>0%</td> </tr> <tr> <td>Uncertain</td> <td>0</td> <td>0%</td> </tr> <tr> <td>Disagree</td> <td>0</td> <td>0%</td> </tr> <tr> <td>Strongly Disagree</td> <td>0</td> <td>0%</td> </tr> </tbody> </table>	Choice	Number	Percentage	Strongly Agree	1	100%	Agree	0	0%	Uncertain	0	0%	Disagree	0	0%	Strongly Disagree	0	0%	<p>A pie chart representing the distribution of responses for the question 'The Course workload was manageable'. The chart is a single solid blue circle with the text '100%' in the center. To the right of the chart is a legend consisting of a small blue circle followed by the text 'Stron...'. The data table indicates that 100% of respondents (1 out of 2) chose 'Strongly Agree'.</p>		
Choice	Number	Percentage																					
Strongly Agree	1	100%																					
Agree	0	0%																					
Uncertain	0	0%																					
Disagree	0	0%																					
Strongly Disagree	0	0%																					
3	The Course was well organized (e.g. timely access to materials, notification of changes, etc.)	<table border="1"> <thead> <tr> <th>Choice</th> <th>Number</th> <th>Percentage</th> </tr> </thead> <tbody> <tr> <td>Strongly Agree</td> <td>1</td> <td>100%</td> </tr> <tr> <td>Agree</td> <td>0</td> <td>0%</td> </tr> <tr> <td>Uncertain</td> <td>0</td> <td>0%</td> </tr> <tr> <td>Disagree</td> <td>0</td> <td>0%</td> </tr> <tr> <td>Strongly Disagree</td> <td>0</td> <td>0%</td> </tr> </tbody> </table>	Choice	Number	Percentage	Strongly Agree	1	100%	Agree	0	0%	Uncertain	0	0%	Disagree	0	0%	Strongly Disagree	0	0%	<p>A pie chart representing the distribution of responses for the question 'The Course was well organized (e.g. timely access to materials, notification of changes, etc.)'. The chart is a single solid blue circle with the text '100%' in the center. To the right of the chart is a legend consisting of a small blue circle followed by the text 'Stron...'. The data table indicates that 100% of respondents (1 out of 2) chose 'Strongly Agree'.</p>		
Choice	Number	Percentage																					
Strongly Agree	1	100%																					
Agree	0	0%																					
Uncertain	0	0%																					
Disagree	0	0%																					
Strongly Disagree	0	0%																					
4	I participated actively in the Course	<table border="1"> <thead> <tr> <th>Choice</th> <th>Number</th> <th>Percentage</th> </tr> </thead> <tbody> <tr> <td>Strongly Agree</td> <td>1</td> <td>100%</td> </tr> <tr> <td>Agree</td> <td>0</td> <td>0%</td> </tr> <tr> <td>Uncertain</td> <td>0</td> <td>0%</td> </tr> <tr> <td>Disagree</td> <td>0</td> <td>0%</td> </tr> <tr> <td>Strongly Disagree</td> <td>0</td> <td>0%</td> </tr> </tbody> </table>	Choice	Number	Percentage	Strongly Agree	1	100%	Agree	0	0%	Uncertain	0	0%	Disagree	0	0%	Strongly Disagree	0	0%	<p>A pie chart representing the distribution of responses for the question 'I participated actively in the Course'. The chart is a single solid blue circle with the text '100%' in the center. To the right of the chart is a legend consisting of a small blue circle followed by the text 'Stron...'. The data table indicates that 100% of respondents (1 out of 2) chose 'Strongly Agree'.</p>		
Choice	Number	Percentage																					
Strongly Agree	1	100%																					
Agree	0	0%																					
Uncertain	0	0%																					
Disagree	0	0%																					
Strongly Disagree	0	0%																					

5	I think I have made progress in this Course	<table border="1"> <thead> <tr> <th>Choice</th> <th>Number</th> <th>Percentage</th> </tr> </thead> <tbody> <tr> <td>Strongly Agree</td> <td>1</td> <td>100%</td> </tr> <tr> <td>Agree</td> <td>0</td> <td>0%</td> </tr> <tr> <td>Uncertain</td> <td>0</td> <td>0%</td> </tr> <tr> <td>Disagree</td> <td>0</td> <td>0%</td> </tr> <tr> <td>Strongly Disagree</td> <td>0</td> <td>0%</td> </tr> </tbody> </table>	Choice	Number	Percentage	Strongly Agree	1	100%	Agree	0	0%	Uncertain	0	0%	Disagree	0	0%	Strongly Disagree	0	0%	 <p>100%</p> <p>● Stron...</p>
Choice	Number	Percentage																			
Strongly Agree	1	100%																			
Agree	0	0%																			
Uncertain	0	0%																			
Disagree	0	0%																			
Strongly Disagree	0	0%																			
6	I think the Course was well structured to achieve the learning outcomes (there was a good balance of lectures, tutorials, practical etc.)	<table border="1"> <thead> <tr> <th>Choice</th> <th>Number</th> <th>Percentage</th> </tr> </thead> <tbody> <tr> <td>Strongly Agree</td> <td>1</td> <td>100%</td> </tr> <tr> <td>Agree</td> <td>0</td> <td>0%</td> </tr> <tr> <td>Uncertain</td> <td>0</td> <td>0%</td> </tr> <tr> <td>Disagree</td> <td>0</td> <td>0%</td> </tr> <tr> <td>Strongly Disagree</td> <td>0</td> <td>0%</td> </tr> </tbody> </table>	Choice	Number	Percentage	Strongly Agree	1	100%	Agree	0	0%	Uncertain	0	0%	Disagree	0	0%	Strongly Disagree	0	0%	 <p>100%</p> <p>● Stron...</p>
Choice	Number	Percentage																			
Strongly Agree	1	100%																			
Agree	0	0%																			
Uncertain	0	0%																			
Disagree	0	0%																			
Strongly Disagree	0	0%																			
7	The learning and teaching methods encouraged participation	<table border="1"> <thead> <tr> <th>Choice</th> <th>Number</th> <th>Percentage</th> </tr> </thead> <tbody> <tr> <td>Strongly Agree</td> <td>1</td> <td>100%</td> </tr> <tr> <td>Agree</td> <td>0</td> <td>0%</td> </tr> <tr> <td>Uncertain</td> <td>0</td> <td>0%</td> </tr> <tr> <td>Disagree</td> <td>0</td> <td>0%</td> </tr> <tr> <td>Strongly Disagree</td> <td>0</td> <td>0%</td> </tr> </tbody> </table>	Choice	Number	Percentage	Strongly Agree	1	100%	Agree	0	0%	Uncertain	0	0%	Disagree	0	0%	Strongly Disagree	0	0%	 <p>100%</p> <p>● Stron...</p>
Choice	Number	Percentage																			
Strongly Agree	1	100%																			
Agree	0	0%																			
Uncertain	0	0%																			
Disagree	0	0%																			
Strongly Disagree	0	0%																			
8	The overall environment in the class was conducive to learning	<table border="1"> <thead> <tr> <th>Choice</th> <th>Number</th> <th>Percentage</th> </tr> </thead> <tbody> <tr> <td>Strongly Agree</td> <td>1</td> <td>100%</td> </tr> <tr> <td>Agree</td> <td>0</td> <td>0%</td> </tr> <tr> <td>Uncertain</td> <td>0</td> <td>0%</td> </tr> <tr> <td>Disagree</td> <td>0</td> <td>0%</td> </tr> <tr> <td>Strongly Disagree</td> <td>0</td> <td>0%</td> </tr> </tbody> </table>	Choice	Number	Percentage	Strongly Agree	1	100%	Agree	0	0%	Uncertain	0	0%	Disagree	0	0%	Strongly Disagree	0	0%	 <p>100%</p> <p>● Stron...</p>
Choice	Number	Percentage																			
Strongly Agree	1	100%																			
Agree	0	0%																			
Uncertain	0	0%																			
Disagree	0	0%																			
Strongly Disagree	0	0%																			
9	Classrooms were satisfactory	<table border="1"> <thead> <tr> <th>Choice</th> <th>Number</th> <th>Percentage</th> </tr> </thead> <tbody> <tr> <td>Strongly Agree</td> <td>1</td> <td>100%</td> </tr> <tr> <td>Agree</td> <td>0</td> <td>0%</td> </tr> <tr> <td>Uncertain</td> <td>0</td> <td>0%</td> </tr> <tr> <td>Disagree</td> <td>0</td> <td>0%</td> </tr> <tr> <td>Strongly Disagree</td> <td>0</td> <td>0%</td> </tr> </tbody> </table>	Choice	Number	Percentage	Strongly Agree	1	100%	Agree	0	0%	Uncertain	0	0%	Disagree	0	0%	Strongly Disagree	0	0%	 <p>100%</p> <p>● Stron...</p>
Choice	Number	Percentage																			
Strongly Agree	1	100%																			
Agree	0	0%																			
Uncertain	0	0%																			
Disagree	0	0%																			
Strongly Disagree	0	0%																			

10	Learning materials (Lesson Plans, Course Notes etc.) were relevant and useful	<table border="1"> <thead> <tr> <th>Choice</th> <th>Number</th> <th>Percentage</th> </tr> </thead> <tbody> <tr> <td>Strongly Agree</td> <td>1</td> <td>100%</td> </tr> <tr> <td>Agree</td> <td>0</td> <td>0%</td> </tr> <tr> <td>Uncertain</td> <td>0</td> <td>0%</td> </tr> <tr> <td>Disagree</td> <td>0</td> <td>0%</td> </tr> <tr> <td>Strongly Disagree</td> <td>0</td> <td>0%</td> </tr> </tbody> </table>	Choice	Number	Percentage	Strongly Agree	1	100%	Agree	0	0%	Uncertain	0	0%	Disagree	0	0%	Strongly Disagree	0	0%	 <p>100%</p> <p>● Stron...</p>
Choice	Number	Percentage																			
Strongly Agree	1	100%																			
Agree	0	0%																			
Uncertain	0	0%																			
Disagree	0	0%																			
Strongly Disagree	0	0%																			
11	Recommended reading Books etc. were relevant and appropriate	<table border="1"> <thead> <tr> <th>Choice</th> <th>Number</th> <th>Percentage</th> </tr> </thead> <tbody> <tr> <td>Strongly Agree</td> <td>1</td> <td>100%</td> </tr> <tr> <td>Agree</td> <td>0</td> <td>0%</td> </tr> <tr> <td>Uncertain</td> <td>0</td> <td>0%</td> </tr> <tr> <td>Disagree</td> <td>0</td> <td>0%</td> </tr> <tr> <td>Strongly Disagree</td> <td>0</td> <td>0%</td> </tr> </tbody> </table>	Choice	Number	Percentage	Strongly Agree	1	100%	Agree	0	0%	Uncertain	0	0%	Disagree	0	0%	Strongly Disagree	0	0%	 <p>100%</p> <p>● Stron...</p>
Choice	Number	Percentage																			
Strongly Agree	1	100%																			
Agree	0	0%																			
Uncertain	0	0%																			
Disagree	0	0%																			
Strongly Disagree	0	0%																			
12	The provision of learning resources in the library was adequate and appropriate	<table border="1"> <thead> <tr> <th>Choice</th> <th>Number</th> <th>Percentage</th> </tr> </thead> <tbody> <tr> <td>Strongly Agree</td> <td>1</td> <td>100%</td> </tr> <tr> <td>Agree</td> <td>0</td> <td>0%</td> </tr> <tr> <td>Uncertain</td> <td>0</td> <td>0%</td> </tr> <tr> <td>Disagree</td> <td>0</td> <td>0%</td> </tr> <tr> <td>Strongly Disagree</td> <td>0</td> <td>0%</td> </tr> </tbody> </table>	Choice	Number	Percentage	Strongly Agree	1	100%	Agree	0	0%	Uncertain	0	0%	Disagree	0	0%	Strongly Disagree	0	0%	 <p>100%</p> <p>● Stron...</p>
Choice	Number	Percentage																			
Strongly Agree	1	100%																			
Agree	0	0%																			
Uncertain	0	0%																			
Disagree	0	0%																			
Strongly Disagree	0	0%																			
13	The provision of learning resources on the Web was adequate and appropriate (if relevant)	<table border="1"> <thead> <tr> <th>Choice</th> <th>Number</th> <th>Percentage</th> </tr> </thead> <tbody> <tr> <td>Strongly Agree</td> <td>1</td> <td>100%</td> </tr> <tr> <td>Agree</td> <td>0</td> <td>0%</td> </tr> <tr> <td>Uncertain</td> <td>0</td> <td>0%</td> </tr> <tr> <td>Disagree</td> <td>0</td> <td>0%</td> </tr> <tr> <td>Strongly Disagree</td> <td>0</td> <td>0%</td> </tr> </tbody> </table>	Choice	Number	Percentage	Strongly Agree	1	100%	Agree	0	0%	Uncertain	0	0%	Disagree	0	0%	Strongly Disagree	0	0%	 <p>100%</p> <p>● Stron...</p>
Choice	Number	Percentage																			
Strongly Agree	1	100%																			
Agree	0	0%																			
Uncertain	0	0%																			
Disagree	0	0%																			
Strongly Disagree	0	0%																			
14	The Course stimulated my interest and thought on the subject area	<table border="1"> <thead> <tr> <th>Choice</th> <th>Number</th> <th>Percentage</th> </tr> </thead> <tbody> <tr> <td>Strongly Agree</td> <td>1</td> <td>100%</td> </tr> <tr> <td>Agree</td> <td>0</td> <td>0%</td> </tr> <tr> <td>Uncertain</td> <td>0</td> <td>0%</td> </tr> <tr> <td>Disagree</td> <td>0</td> <td>0%</td> </tr> <tr> <td>Strongly Disagree</td> <td>0</td> <td>0%</td> </tr> </tbody> </table>	Choice	Number	Percentage	Strongly Agree	1	100%	Agree	0	0%	Uncertain	0	0%	Disagree	0	0%	Strongly Disagree	0	0%	 <p>100%</p> <p>● Stron...</p>
Choice	Number	Percentage																			
Strongly Agree	1	100%																			
Agree	0	0%																			
Uncertain	0	0%																			
Disagree	0	0%																			
Strongly Disagree	0	0%																			


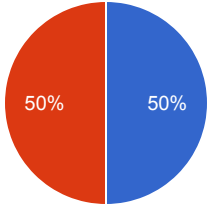



15	The pace of the Course was appropriate	<table border="1"> <thead> <tr> <th>Choice</th> <th>Number</th> <th>Percentage</th> </tr> </thead> <tbody> <tr> <td>Strongly Agree</td> <td>1</td> <td>100%</td> </tr> <tr> <td>Agree</td> <td>0</td> <td>0%</td> </tr> <tr> <td>Uncertain</td> <td>0</td> <td>0%</td> </tr> <tr> <td>Disagree</td> <td>0</td> <td>0%</td> </tr> <tr> <td>Strongly Disagree</td> <td>0</td> <td>0%</td> </tr> </tbody> </table>	Choice	Number	Percentage	Strongly Agree	1	100%	Agree	0	0%	Uncertain	0	0%	Disagree	0	0%	Strongly Disagree	0	0%	 <p>100%</p> <p>● Stron...</p>
Choice	Number	Percentage																			
Strongly Agree	1	100%																			
Agree	0	0%																			
Uncertain	0	0%																			
Disagree	0	0%																			
Strongly Disagree	0	0%																			
16	Ideas and concepts were presented clearly	<table border="1"> <thead> <tr> <th>Choice</th> <th>Number</th> <th>Percentage</th> </tr> </thead> <tbody> <tr> <td>Strongly Agree</td> <td>1</td> <td>100%</td> </tr> <tr> <td>Agree</td> <td>0</td> <td>0%</td> </tr> <tr> <td>Uncertain</td> <td>0</td> <td>0%</td> </tr> <tr> <td>Disagree</td> <td>0</td> <td>0%</td> </tr> <tr> <td>Strongly Disagree</td> <td>0</td> <td>0%</td> </tr> </tbody> </table>	Choice	Number	Percentage	Strongly Agree	1	100%	Agree	0	0%	Uncertain	0	0%	Disagree	0	0%	Strongly Disagree	0	0%	 <p>100%</p> <p>● Stron...</p>
Choice	Number	Percentage																			
Strongly Agree	1	100%																			
Agree	0	0%																			
Uncertain	0	0%																			
Disagree	0	0%																			
Strongly Disagree	0	0%																			
17	The method of assessment were reasonable	<table border="1"> <thead> <tr> <th>Choice</th> <th>Number</th> <th>Percentage</th> </tr> </thead> <tbody> <tr> <td>Strongly Agree</td> <td>1</td> <td>100%</td> </tr> <tr> <td>Agree</td> <td>0</td> <td>0%</td> </tr> <tr> <td>Uncertain</td> <td>0</td> <td>0%</td> </tr> <tr> <td>Disagree</td> <td>0</td> <td>0%</td> </tr> <tr> <td>Strongly Disagree</td> <td>0</td> <td>0%</td> </tr> </tbody> </table>	Choice	Number	Percentage	Strongly Agree	1	100%	Agree	0	0%	Uncertain	0	0%	Disagree	0	0%	Strongly Disagree	0	0%	 <p>100%</p> <p>● Stron...</p>
Choice	Number	Percentage																			
Strongly Agree	1	100%																			
Agree	0	0%																			
Uncertain	0	0%																			
Disagree	0	0%																			
Strongly Disagree	0	0%																			
18	Feedback on assessment was timely	<table border="1"> <thead> <tr> <th>Choice</th> <th>Number</th> <th>Percentage</th> </tr> </thead> <tbody> <tr> <td>Strongly Agree</td> <td>1</td> <td>100%</td> </tr> <tr> <td>Agree</td> <td>0</td> <td>0%</td> </tr> <tr> <td>Uncertain</td> <td>0</td> <td>0%</td> </tr> <tr> <td>Disagree</td> <td>0</td> <td>0%</td> </tr> <tr> <td>Strongly Disagree</td> <td>0</td> <td>0%</td> </tr> </tbody> </table>	Choice	Number	Percentage	Strongly Agree	1	100%	Agree	0	0%	Uncertain	0	0%	Disagree	0	0%	Strongly Disagree	0	0%	 <p>100%</p> <p>● Stron...</p>
Choice	Number	Percentage																			
Strongly Agree	1	100%																			
Agree	0	0%																			
Uncertain	0	0%																			
Disagree	0	0%																			
Strongly Disagree	0	0%																			
19	Feedback on assessment was helpful	<table border="1"> <thead> <tr> <th>Choice</th> <th>Number</th> <th>Percentage</th> </tr> </thead> <tbody> <tr> <td>Strongly Agree</td> <td>1</td> <td>100%</td> </tr> <tr> <td>Agree</td> <td>0</td> <td>0%</td> </tr> <tr> <td>Uncertain</td> <td>0</td> <td>0%</td> </tr> <tr> <td>Disagree</td> <td>0</td> <td>0%</td> </tr> <tr> <td>Strongly Disagree</td> <td>0</td> <td>0%</td> </tr> </tbody> </table>	Choice	Number	Percentage	Strongly Agree	1	100%	Agree	0	0%	Uncertain	0	0%	Disagree	0	0%	Strongly Disagree	0	0%	 <p>100%</p> <p>● Stron...</p>
Choice	Number	Percentage																			
Strongly Agree	1	100%																			
Agree	0	0%																			
Uncertain	0	0%																			
Disagree	0	0%																			
Strongly Disagree	0	0%																			






20	I understood the lectures	<table border="1"> <thead> <tr> <th>Choice</th> <th>Number</th> <th>Percentage</th> </tr> </thead> <tbody> <tr> <td>Strongly Agree</td> <td>1</td> <td>100%</td> </tr> <tr> <td>Agree</td> <td>0</td> <td>0%</td> </tr> <tr> <td>Uncertain</td> <td>0</td> <td>0%</td> </tr> <tr> <td>Disagree</td> <td>0</td> <td>0%</td> </tr> <tr> <td>Strongly Disagree</td> <td>0</td> <td>0%</td> </tr> </tbody> </table>	Choice	Number	Percentage	Strongly Agree	1	100%	Agree	0	0%	Uncertain	0	0%	Disagree	0	0%	Strongly Disagree	0	0%	 <p>100%</p> <p>● Stron...</p>
Choice	Number	Percentage																			
Strongly Agree	1	100%																			
Agree	0	0%																			
Uncertain	0	0%																			
Disagree	0	0%																			
Strongly Disagree	0	0%																			
21	The material was well organized and presented	<table border="1"> <thead> <tr> <th>Choice</th> <th>Number</th> <th>Percentage</th> </tr> </thead> <tbody> <tr> <td>Strongly Agree</td> <td>1</td> <td>100%</td> </tr> <tr> <td>Agree</td> <td>0</td> <td>0%</td> </tr> <tr> <td>Uncertain</td> <td>0</td> <td>0%</td> </tr> <tr> <td>Disagree</td> <td>0</td> <td>0%</td> </tr> <tr> <td>Strongly Disagree</td> <td>0</td> <td>0%</td> </tr> </tbody> </table>	Choice	Number	Percentage	Strongly Agree	1	100%	Agree	0	0%	Uncertain	0	0%	Disagree	0	0%	Strongly Disagree	0	0%	 <p>100%</p> <p>● Stron...</p>
Choice	Number	Percentage																			
Strongly Agree	1	100%																			
Agree	0	0%																			
Uncertain	0	0%																			
Disagree	0	0%																			
Strongly Disagree	0	0%																			
22	The instructor was responsive to student needs and problems	<table border="1"> <thead> <tr> <th>Choice</th> <th>Number</th> <th>Percentage</th> </tr> </thead> <tbody> <tr> <td>Strongly Agree</td> <td>1</td> <td>100%</td> </tr> <tr> <td>Agree</td> <td>0</td> <td>0%</td> </tr> <tr> <td>Uncertain</td> <td>0</td> <td>0%</td> </tr> <tr> <td>Disagree</td> <td>0</td> <td>0%</td> </tr> <tr> <td>Strongly Disagree</td> <td>0</td> <td>0%</td> </tr> </tbody> </table>	Choice	Number	Percentage	Strongly Agree	1	100%	Agree	0	0%	Uncertain	0	0%	Disagree	0	0%	Strongly Disagree	0	0%	 <p>100%</p> <p>● Stron...</p>
Choice	Number	Percentage																			
Strongly Agree	1	100%																			
Agree	0	0%																			
Uncertain	0	0%																			
Disagree	0	0%																			
Strongly Disagree	0	0%																			
23	Had the instructor been regular throughout the course	<table border="1"> <thead> <tr> <th>Choice</th> <th>Number</th> <th>Percentage</th> </tr> </thead> <tbody> <tr> <td>Strongly Agree</td> <td>1</td> <td>100%</td> </tr> <tr> <td>Agree</td> <td>0</td> <td>0%</td> </tr> <tr> <td>Uncertain</td> <td>0</td> <td>0%</td> </tr> <tr> <td>Disagree</td> <td>0</td> <td>0%</td> </tr> <tr> <td>Strongly Disagree</td> <td>0</td> <td>0%</td> </tr> </tbody> </table>	Choice	Number	Percentage	Strongly Agree	1	100%	Agree	0	0%	Uncertain	0	0%	Disagree	0	0%	Strongly Disagree	0	0%	 <p>100%</p> <p>● Stron...</p>
Choice	Number	Percentage																			
Strongly Agree	1	100%																			
Agree	0	0%																			
Uncertain	0	0%																			
Disagree	0	0%																			
Strongly Disagree	0	0%																			
24	The material in the tutorials was useful	<table border="1"> <thead> <tr> <th>Choice</th> <th>Number</th> <th>Percentage</th> </tr> </thead> <tbody> <tr> <td>Strongly Agree</td> <td>1</td> <td>100%</td> </tr> <tr> <td>Agree</td> <td>0</td> <td>0%</td> </tr> <tr> <td>Uncertain</td> <td>0</td> <td>0%</td> </tr> <tr> <td>Disagree</td> <td>0</td> <td>0%</td> </tr> <tr> <td>Strongly Disagree</td> <td>0</td> <td>0%</td> </tr> </tbody> </table>	Choice	Number	Percentage	Strongly Agree	1	100%	Agree	0	0%	Uncertain	0	0%	Disagree	0	0%	Strongly Disagree	0	0%	 <p>100%</p> <p>● Stron...</p>
Choice	Number	Percentage																			
Strongly Agree	1	100%																			
Agree	0	0%																			
Uncertain	0	0%																			
Disagree	0	0%																			
Strongly Disagree	0	0%																			






25	I was happy with the amount of work needed for tutorials	<table border="1"> <thead> <tr> <th>Choice</th> <th>Number</th> <th>Percentage</th> </tr> </thead> <tbody> <tr> <td>Strongly Agree</td> <td>1</td> <td>100%</td> </tr> <tr> <td>Agree</td> <td>0</td> <td>0%</td> </tr> <tr> <td>Uncertain</td> <td>0</td> <td>0%</td> </tr> <tr> <td>Disagree</td> <td>0</td> <td>0%</td> </tr> <tr> <td>Strongly Disagree</td> <td>0</td> <td>0%</td> </tr> </tbody> </table>	Choice	Number	Percentage	Strongly Agree	1	100%	Agree	0	0%	Uncertain	0	0%	Disagree	0	0%	Strongly Disagree	0	0%	 <p>100%</p> <p>● Stron...</p>
Choice	Number	Percentage																			
Strongly Agree	1	100%																			
Agree	0	0%																			
Uncertain	0	0%																			
Disagree	0	0%																			
Strongly Disagree	0	0%																			
26	The tutor dealt effectively with my problems	<table border="1"> <thead> <tr> <th>Choice</th> <th>Number</th> <th>Percentage</th> </tr> </thead> <tbody> <tr> <td>Strongly Agree</td> <td>1</td> <td>100%</td> </tr> <tr> <td>Agree</td> <td>0</td> <td>0%</td> </tr> <tr> <td>Uncertain</td> <td>0</td> <td>0%</td> </tr> <tr> <td>Disagree</td> <td>0</td> <td>0%</td> </tr> <tr> <td>Strongly Disagree</td> <td>0</td> <td>0%</td> </tr> </tbody> </table>	Choice	Number	Percentage	Strongly Agree	1	100%	Agree	0	0%	Uncertain	0	0%	Disagree	0	0%	Strongly Disagree	0	0%	 <p>100%</p> <p>● Stron...</p>
Choice	Number	Percentage																			
Strongly Agree	1	100%																			
Agree	0	0%																			
Uncertain	0	0%																			
Disagree	0	0%																			
Strongly Disagree	0	0%																			
27	The material in the practicals was useful	<table border="1"> <thead> <tr> <th>Choice</th> <th>Number</th> <th>Percentage</th> </tr> </thead> <tbody> <tr> <td>Strongly Agree</td> <td>1</td> <td>100%</td> </tr> <tr> <td>Agree</td> <td>0</td> <td>0%</td> </tr> <tr> <td>Uncertain</td> <td>0</td> <td>0%</td> </tr> <tr> <td>Disagree</td> <td>0</td> <td>0%</td> </tr> <tr> <td>Strongly Disagree</td> <td>0</td> <td>0%</td> </tr> </tbody> </table>	Choice	Number	Percentage	Strongly Agree	1	100%	Agree	0	0%	Uncertain	0	0%	Disagree	0	0%	Strongly Disagree	0	0%	 <p>100%</p> <p>● Stron...</p>
Choice	Number	Percentage																			
Strongly Agree	1	100%																			
Agree	0	0%																			
Uncertain	0	0%																			
Disagree	0	0%																			
Strongly Disagree	0	0%																			
28	The demonstrators dealt effectively with my problems	<table border="1"> <thead> <tr> <th>Choice</th> <th>Number</th> <th>Percentage</th> </tr> </thead> <tbody> <tr> <td>Strongly Agree</td> <td>1</td> <td>100%</td> </tr> <tr> <td>Agree</td> <td>0</td> <td>0%</td> </tr> <tr> <td>Uncertain</td> <td>0</td> <td>0%</td> </tr> <tr> <td>Disagree</td> <td>0</td> <td>0%</td> </tr> <tr> <td>Strongly Disagree</td> <td>0</td> <td>0%</td> </tr> </tbody> </table>	Choice	Number	Percentage	Strongly Agree	1	100%	Agree	0	0%	Uncertain	0	0%	Disagree	0	0%	Strongly Disagree	0	0%	 <p>100%</p> <p>● Stron...</p>
Choice	Number	Percentage																			
Strongly Agree	1	100%																			
Agree	0	0%																			
Uncertain	0	0%																			
Disagree	0	0%																			
Strongly Disagree	0	0%																			
29	The best features of the Course were	research related assignments																			
30	The Course could have been improved by	no need																			
31	The University does not tolerate discrimination on any irrelevant distinction (e.g. race, age, gender) and is committed to work with diversity in a wholly positive way. Please indicate below anything in relation to this Course which may run counter to this objective	no,i havent experienced such cases																			


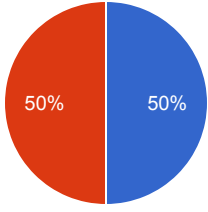



Course Evaluation - Program: 0308


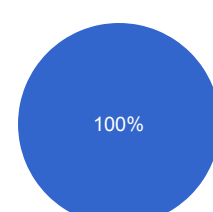

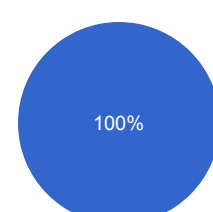
Teacher Name: SAQIB SHAHZAD		Course ID: HRM-605 Course Title: Conflict & Negotiation		Session: 2017 Fall																			
Shift: Weekend -- Section:		Total Strength: 5		Attempted: 2																			
S.No	Question	Opinions			Chart																		
1	The course objectives were clear	<table border="1"> <thead> <tr> <th>Choice</th> <th>Number</th> <th>Percentage</th> </tr> </thead> <tbody> <tr> <td>Strongly Agree</td> <td>1</td> <td>50%</td> </tr> <tr> <td>Agree</td> <td>1</td> <td>50%</td> </tr> <tr> <td>Uncertain</td> <td>0</td> <td>0%</td> </tr> <tr> <td>Disagree</td> <td>0</td> <td>0%</td> </tr> <tr> <td>Strongly Disagree</td> <td>0</td> <td>0%</td> </tr> </tbody> </table>	Choice	Number	Percentage	Strongly Agree	1	50%	Agree	1	50%	Uncertain	0	0%	Disagree	0	0%	Strongly Disagree	0	0%	<p>Legend: ● Stron... (blue), ● Agree (red)</p>		
Choice	Number	Percentage																					
Strongly Agree	1	50%																					
Agree	1	50%																					
Uncertain	0	0%																					
Disagree	0	0%																					
Strongly Disagree	0	0%																					
2	The Course workload was manageable	<table border="1"> <thead> <tr> <th>Choice</th> <th>Number</th> <th>Percentage</th> </tr> </thead> <tbody> <tr> <td>Strongly Agree</td> <td>1</td> <td>50%</td> </tr> <tr> <td>Agree</td> <td>1</td> <td>50%</td> </tr> <tr> <td>Uncertain</td> <td>0</td> <td>0%</td> </tr> <tr> <td>Disagree</td> <td>0</td> <td>0%</td> </tr> <tr> <td>Strongly Disagree</td> <td>0</td> <td>0%</td> </tr> </tbody> </table>	Choice	Number	Percentage	Strongly Agree	1	50%	Agree	1	50%	Uncertain	0	0%	Disagree	0	0%	Strongly Disagree	0	0%	<p>Legend: ● Stron... (blue), ● Agree (red)</p>		
Choice	Number	Percentage																					
Strongly Agree	1	50%																					
Agree	1	50%																					
Uncertain	0	0%																					
Disagree	0	0%																					
Strongly Disagree	0	0%																					
3	The Course was well organized (e.g. timely access to materials, notification of changes, etc.)	<table border="1"> <thead> <tr> <th>Choice</th> <th>Number</th> <th>Percentage</th> </tr> </thead> <tbody> <tr> <td>Strongly Agree</td> <td>1</td> <td>50%</td> </tr> <tr> <td>Agree</td> <td>1</td> <td>50%</td> </tr> <tr> <td>Uncertain</td> <td>0</td> <td>0%</td> </tr> <tr> <td>Disagree</td> <td>0</td> <td>0%</td> </tr> <tr> <td>Strongly Disagree</td> <td>0</td> <td>0%</td> </tr> </tbody> </table>	Choice	Number	Percentage	Strongly Agree	1	50%	Agree	1	50%	Uncertain	0	0%	Disagree	0	0%	Strongly Disagree	0	0%	<p>Legend: ● Stron... (blue), ● Agree (red)</p>		
Choice	Number	Percentage																					
Strongly Agree	1	50%																					
Agree	1	50%																					
Uncertain	0	0%																					
Disagree	0	0%																					
Strongly Disagree	0	0%																					
4	I participated actively in the Course	<table border="1"> <thead> <tr> <th>Choice</th> <th>Number</th> <th>Percentage</th> </tr> </thead> <tbody> <tr> <td>Strongly Agree</td> <td>2</td> <td>100%</td> </tr> <tr> <td>Agree</td> <td>0</td> <td>0%</td> </tr> <tr> <td>Uncertain</td> <td>0</td> <td>0%</td> </tr> <tr> <td>Disagree</td> <td>0</td> <td>0%</td> </tr> <tr> <td>Strongly Disagree</td> <td>0</td> <td>0%</td> </tr> </tbody> </table>	Choice	Number	Percentage	Strongly Agree	2	100%	Agree	0	0%	Uncertain	0	0%	Disagree	0	0%	Strongly Disagree	0	0%	<p>Legend: ● Stron... (blue)</p>		
Choice	Number	Percentage																					
Strongly Agree	2	100%																					
Agree	0	0%																					
Uncertain	0	0%																					
Disagree	0	0%																					
Strongly Disagree	0	0%																					

5	I think I have made progress in this Course	<table border="1"> <thead> <tr> <th>Choice</th> <th>Number</th> <th>Percentage</th> </tr> </thead> <tbody> <tr> <td>Strongly Agree</td> <td>2</td> <td>100%</td> </tr> <tr> <td>Agree</td> <td>0</td> <td>0%</td> </tr> <tr> <td>Uncertain</td> <td>0</td> <td>0%</td> </tr> <tr> <td>Disagree</td> <td>0</td> <td>0%</td> </tr> <tr> <td>Strongly Disagree</td> <td>0</td> <td>0%</td> </tr> </tbody> </table>	Choice	Number	Percentage	Strongly Agree	2	100%	Agree	0	0%	Uncertain	0	0%	Disagree	0	0%	Strongly Disagree	0	0%	 <p>100%</p> <ul style="list-style-type: none"> ● Stron...
Choice	Number	Percentage																			
Strongly Agree	2	100%																			
Agree	0	0%																			
Uncertain	0	0%																			
Disagree	0	0%																			
Strongly Disagree	0	0%																			
6	I think the Course was well structured to achieve the learning outcomes (there was a good balance of lectures, tutorials, practical etc.)	<table border="1"> <thead> <tr> <th>Choice</th> <th>Number</th> <th>Percentage</th> </tr> </thead> <tbody> <tr> <td>Strongly Agree</td> <td>1</td> <td>50%</td> </tr> <tr> <td>Agree</td> <td>1</td> <td>50%</td> </tr> <tr> <td>Uncertain</td> <td>0</td> <td>0%</td> </tr> <tr> <td>Disagree</td> <td>0</td> <td>0%</td> </tr> <tr> <td>Strongly Disagree</td> <td>0</td> <td>0%</td> </tr> </tbody> </table>	Choice	Number	Percentage	Strongly Agree	1	50%	Agree	1	50%	Uncertain	0	0%	Disagree	0	0%	Strongly Disagree	0	0%	 <p>50% 50%</p> <ul style="list-style-type: none"> ● Stron... ● Agree
Choice	Number	Percentage																			
Strongly Agree	1	50%																			
Agree	1	50%																			
Uncertain	0	0%																			
Disagree	0	0%																			
Strongly Disagree	0	0%																			
7	The learning and teaching methods encouraged participation	<table border="1"> <thead> <tr> <th>Choice</th> <th>Number</th> <th>Percentage</th> </tr> </thead> <tbody> <tr> <td>Strongly Agree</td> <td>2</td> <td>100%</td> </tr> <tr> <td>Agree</td> <td>0</td> <td>0%</td> </tr> <tr> <td>Uncertain</td> <td>0</td> <td>0%</td> </tr> <tr> <td>Disagree</td> <td>0</td> <td>0%</td> </tr> <tr> <td>Strongly Disagree</td> <td>0</td> <td>0%</td> </tr> </tbody> </table>	Choice	Number	Percentage	Strongly Agree	2	100%	Agree	0	0%	Uncertain	0	0%	Disagree	0	0%	Strongly Disagree	0	0%	 <p>100%</p> <ul style="list-style-type: none"> ● Stron...
Choice	Number	Percentage																			
Strongly Agree	2	100%																			
Agree	0	0%																			
Uncertain	0	0%																			
Disagree	0	0%																			
Strongly Disagree	0	0%																			
8	The overall environment in the class was conducive to learning	<table border="1"> <thead> <tr> <th>Choice</th> <th>Number</th> <th>Percentage</th> </tr> </thead> <tbody> <tr> <td>Strongly Agree</td> <td>2</td> <td>100%</td> </tr> <tr> <td>Agree</td> <td>0</td> <td>0%</td> </tr> <tr> <td>Uncertain</td> <td>0</td> <td>0%</td> </tr> <tr> <td>Disagree</td> <td>0</td> <td>0%</td> </tr> <tr> <td>Strongly Disagree</td> <td>0</td> <td>0%</td> </tr> </tbody> </table>	Choice	Number	Percentage	Strongly Agree	2	100%	Agree	0	0%	Uncertain	0	0%	Disagree	0	0%	Strongly Disagree	0	0%	 <p>100%</p> <ul style="list-style-type: none"> ● Stron...
Choice	Number	Percentage																			
Strongly Agree	2	100%																			
Agree	0	0%																			
Uncertain	0	0%																			
Disagree	0	0%																			
Strongly Disagree	0	0%																			
9	Classrooms were satisfactory	<table border="1"> <thead> <tr> <th>Choice</th> <th>Number</th> <th>Percentage</th> </tr> </thead> <tbody> <tr> <td>Strongly Agree</td> <td>2</td> <td>100%</td> </tr> <tr> <td>Agree</td> <td>0</td> <td>0%</td> </tr> <tr> <td>Uncertain</td> <td>0</td> <td>0%</td> </tr> <tr> <td>Disagree</td> <td>0</td> <td>0%</td> </tr> <tr> <td>Strongly Disagree</td> <td>0</td> <td>0%</td> </tr> </tbody> </table>	Choice	Number	Percentage	Strongly Agree	2	100%	Agree	0	0%	Uncertain	0	0%	Disagree	0	0%	Strongly Disagree	0	0%	 <p>100%</p> <ul style="list-style-type: none"> ● Stron...
Choice	Number	Percentage																			
Strongly Agree	2	100%																			
Agree	0	0%																			
Uncertain	0	0%																			
Disagree	0	0%																			
Strongly Disagree	0	0%																			

10	Learning materials (Lesson Plans, Course Notes etc.) were relevant and useful	<table border="1"> <thead> <tr> <th>Choice</th> <th>Number</th> <th>Percentage</th> </tr> </thead> <tbody> <tr> <td>Strongly Agree</td> <td>2</td> <td>100%</td> </tr> <tr> <td>Agree</td> <td>0</td> <td>0%</td> </tr> <tr> <td>Uncertain</td> <td>0</td> <td>0%</td> </tr> <tr> <td>Disagree</td> <td>0</td> <td>0%</td> </tr> <tr> <td>Strongly Disagree</td> <td>0</td> <td>0%</td> </tr> </tbody> </table>	Choice	Number	Percentage	Strongly Agree	2	100%	Agree	0	0%	Uncertain	0	0%	Disagree	0	0%	Strongly Disagree	0	0%	 <p>100%</p> <p>● Stron...</p>
Choice	Number	Percentage																			
Strongly Agree	2	100%																			
Agree	0	0%																			
Uncertain	0	0%																			
Disagree	0	0%																			
Strongly Disagree	0	0%																			
11	Recommended reading Books etc. were relevant and appropriate	<table border="1"> <thead> <tr> <th>Choice</th> <th>Number</th> <th>Percentage</th> </tr> </thead> <tbody> <tr> <td>Strongly Agree</td> <td>2</td> <td>100%</td> </tr> <tr> <td>Agree</td> <td>0</td> <td>0%</td> </tr> <tr> <td>Uncertain</td> <td>0</td> <td>0%</td> </tr> <tr> <td>Disagree</td> <td>0</td> <td>0%</td> </tr> <tr> <td>Strongly Disagree</td> <td>0</td> <td>0%</td> </tr> </tbody> </table>	Choice	Number	Percentage	Strongly Agree	2	100%	Agree	0	0%	Uncertain	0	0%	Disagree	0	0%	Strongly Disagree	0	0%	 <p>100%</p> <p>● Stron...</p>
Choice	Number	Percentage																			
Strongly Agree	2	100%																			
Agree	0	0%																			
Uncertain	0	0%																			
Disagree	0	0%																			
Strongly Disagree	0	0%																			
12	The provision of learning resources in the library was adequate and appropriate	<table border="1"> <thead> <tr> <th>Choice</th> <th>Number</th> <th>Percentage</th> </tr> </thead> <tbody> <tr> <td>Strongly Agree</td> <td>2</td> <td>100%</td> </tr> <tr> <td>Agree</td> <td>0</td> <td>0%</td> </tr> <tr> <td>Uncertain</td> <td>0</td> <td>0%</td> </tr> <tr> <td>Disagree</td> <td>0</td> <td>0%</td> </tr> <tr> <td>Strongly Disagree</td> <td>0</td> <td>0%</td> </tr> </tbody> </table>	Choice	Number	Percentage	Strongly Agree	2	100%	Agree	0	0%	Uncertain	0	0%	Disagree	0	0%	Strongly Disagree	0	0%	 <p>100%</p> <p>● Stron...</p>
Choice	Number	Percentage																			
Strongly Agree	2	100%																			
Agree	0	0%																			
Uncertain	0	0%																			
Disagree	0	0%																			
Strongly Disagree	0	0%																			
13	The provision of learning resources on the Web was adequate and appropriate (if relevant)	<table border="1"> <thead> <tr> <th>Choice</th> <th>Number</th> <th>Percentage</th> </tr> </thead> <tbody> <tr> <td>Strongly Agree</td> <td>2</td> <td>100%</td> </tr> <tr> <td>Agree</td> <td>0</td> <td>0%</td> </tr> <tr> <td>Uncertain</td> <td>0</td> <td>0%</td> </tr> <tr> <td>Disagree</td> <td>0</td> <td>0%</td> </tr> <tr> <td>Strongly Disagree</td> <td>0</td> <td>0%</td> </tr> </tbody> </table>	Choice	Number	Percentage	Strongly Agree	2	100%	Agree	0	0%	Uncertain	0	0%	Disagree	0	0%	Strongly Disagree	0	0%	 <p>100%</p> <p>● Stron...</p>
Choice	Number	Percentage																			
Strongly Agree	2	100%																			
Agree	0	0%																			
Uncertain	0	0%																			
Disagree	0	0%																			
Strongly Disagree	0	0%																			
14	The Course stimulated my interest and thought on the subject area	<table border="1"> <thead> <tr> <th>Choice</th> <th>Number</th> <th>Percentage</th> </tr> </thead> <tbody> <tr> <td>Strongly Agree</td> <td>2</td> <td>100%</td> </tr> <tr> <td>Agree</td> <td>0</td> <td>0%</td> </tr> <tr> <td>Uncertain</td> <td>0</td> <td>0%</td> </tr> <tr> <td>Disagree</td> <td>0</td> <td>0%</td> </tr> <tr> <td>Strongly Disagree</td> <td>0</td> <td>0%</td> </tr> </tbody> </table>	Choice	Number	Percentage	Strongly Agree	2	100%	Agree	0	0%	Uncertain	0	0%	Disagree	0	0%	Strongly Disagree	0	0%	 <p>100%</p> <p>● Stron...</p>
Choice	Number	Percentage																			
Strongly Agree	2	100%																			
Agree	0	0%																			
Uncertain	0	0%																			
Disagree	0	0%																			
Strongly Disagree	0	0%																			

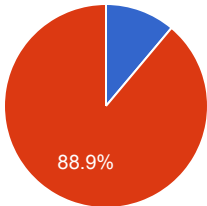
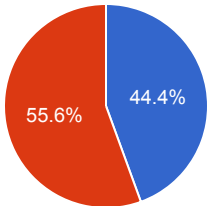
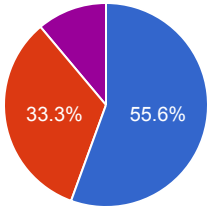
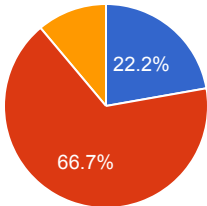
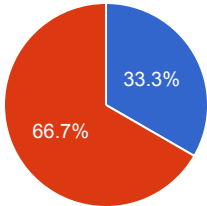
15	The pace of the Course was appropriate	<table border="1"> <thead> <tr> <th>Choice</th> <th>Number</th> <th>Percentage</th> </tr> </thead> <tbody> <tr> <td>Strongly Agree</td> <td>2</td> <td>100%</td> </tr> <tr> <td>Agree</td> <td>0</td> <td>0%</td> </tr> <tr> <td>Uncertain</td> <td>0</td> <td>0%</td> </tr> <tr> <td>Disagree</td> <td>0</td> <td>0%</td> </tr> <tr> <td>Strongly Disagree</td> <td>0</td> <td>0%</td> </tr> </tbody> </table>	Choice	Number	Percentage	Strongly Agree	2	100%	Agree	0	0%	Uncertain	0	0%	Disagree	0	0%	Strongly Disagree	0	0%	 <p>100%</p> <p>● Stron...</p>
Choice	Number	Percentage																			
Strongly Agree	2	100%																			
Agree	0	0%																			
Uncertain	0	0%																			
Disagree	0	0%																			
Strongly Disagree	0	0%																			
16	Ideas and concepts were presented clearly	<table border="1"> <thead> <tr> <th>Choice</th> <th>Number</th> <th>Percentage</th> </tr> </thead> <tbody> <tr> <td>Strongly Agree</td> <td>2</td> <td>100%</td> </tr> <tr> <td>Agree</td> <td>0</td> <td>0%</td> </tr> <tr> <td>Uncertain</td> <td>0</td> <td>0%</td> </tr> <tr> <td>Disagree</td> <td>0</td> <td>0%</td> </tr> <tr> <td>Strongly Disagree</td> <td>0</td> <td>0%</td> </tr> </tbody> </table>	Choice	Number	Percentage	Strongly Agree	2	100%	Agree	0	0%	Uncertain	0	0%	Disagree	0	0%	Strongly Disagree	0	0%	 <p>100%</p> <p>● Stron...</p>
Choice	Number	Percentage																			
Strongly Agree	2	100%																			
Agree	0	0%																			
Uncertain	0	0%																			
Disagree	0	0%																			
Strongly Disagree	0	0%																			
17	The method of assessment were reasonable	<table border="1"> <thead> <tr> <th>Choice</th> <th>Number</th> <th>Percentage</th> </tr> </thead> <tbody> <tr> <td>Strongly Agree</td> <td>2</td> <td>100%</td> </tr> <tr> <td>Agree</td> <td>0</td> <td>0%</td> </tr> <tr> <td>Uncertain</td> <td>0</td> <td>0%</td> </tr> <tr> <td>Disagree</td> <td>0</td> <td>0%</td> </tr> <tr> <td>Strongly Disagree</td> <td>0</td> <td>0%</td> </tr> </tbody> </table>	Choice	Number	Percentage	Strongly Agree	2	100%	Agree	0	0%	Uncertain	0	0%	Disagree	0	0%	Strongly Disagree	0	0%	 <p>100%</p> <p>● Stron...</p>
Choice	Number	Percentage																			
Strongly Agree	2	100%																			
Agree	0	0%																			
Uncertain	0	0%																			
Disagree	0	0%																			
Strongly Disagree	0	0%																			
18	Feedback on assessment was timely	<table border="1"> <thead> <tr> <th>Choice</th> <th>Number</th> <th>Percentage</th> </tr> </thead> <tbody> <tr> <td>Strongly Agree</td> <td>2</td> <td>100%</td> </tr> <tr> <td>Agree</td> <td>0</td> <td>0%</td> </tr> <tr> <td>Uncertain</td> <td>0</td> <td>0%</td> </tr> <tr> <td>Disagree</td> <td>0</td> <td>0%</td> </tr> <tr> <td>Strongly Disagree</td> <td>0</td> <td>0%</td> </tr> </tbody> </table>	Choice	Number	Percentage	Strongly Agree	2	100%	Agree	0	0%	Uncertain	0	0%	Disagree	0	0%	Strongly Disagree	0	0%	 <p>100%</p> <p>● Stron...</p>
Choice	Number	Percentage																			
Strongly Agree	2	100%																			
Agree	0	0%																			
Uncertain	0	0%																			
Disagree	0	0%																			
Strongly Disagree	0	0%																			
19	Feedback on assessment was helpful	<table border="1"> <thead> <tr> <th>Choice</th> <th>Number</th> <th>Percentage</th> </tr> </thead> <tbody> <tr> <td>Strongly Agree</td> <td>2</td> <td>100%</td> </tr> <tr> <td>Agree</td> <td>0</td> <td>0%</td> </tr> <tr> <td>Uncertain</td> <td>0</td> <td>0%</td> </tr> <tr> <td>Disagree</td> <td>0</td> <td>0%</td> </tr> <tr> <td>Strongly Disagree</td> <td>0</td> <td>0%</td> </tr> </tbody> </table>	Choice	Number	Percentage	Strongly Agree	2	100%	Agree	0	0%	Uncertain	0	0%	Disagree	0	0%	Strongly Disagree	0	0%	 <p>100%</p> <p>● Stron...</p>
Choice	Number	Percentage																			
Strongly Agree	2	100%																			
Agree	0	0%																			
Uncertain	0	0%																			
Disagree	0	0%																			
Strongly Disagree	0	0%																			

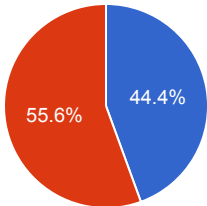
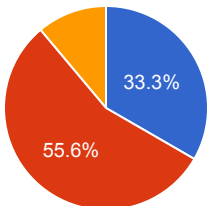
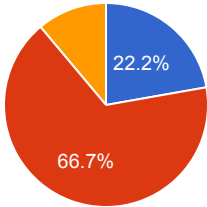
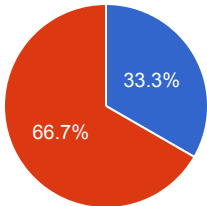
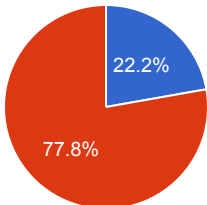
20	I understood the lectures	<table border="1"> <thead> <tr> <th>Choice</th> <th>Number</th> <th>Percentage</th> </tr> </thead> <tbody> <tr> <td>Strongly Agree</td> <td>2</td> <td>100%</td> </tr> <tr> <td>Agree</td> <td>0</td> <td>0%</td> </tr> <tr> <td>Uncertain</td> <td>0</td> <td>0%</td> </tr> <tr> <td>Disagree</td> <td>0</td> <td>0%</td> </tr> <tr> <td>Strongly Disagree</td> <td>0</td> <td>0%</td> </tr> </tbody> </table>	Choice	Number	Percentage	Strongly Agree	2	100%	Agree	0	0%	Uncertain	0	0%	Disagree	0	0%	Strongly Disagree	0	0%	 <p>100%</p> <ul style="list-style-type: none"> ● Stron...
Choice	Number	Percentage																			
Strongly Agree	2	100%																			
Agree	0	0%																			
Uncertain	0	0%																			
Disagree	0	0%																			
Strongly Disagree	0	0%																			
21	The material was well organized and presented	<table border="1"> <thead> <tr> <th>Choice</th> <th>Number</th> <th>Percentage</th> </tr> </thead> <tbody> <tr> <td>Strongly Agree</td> <td>1</td> <td>50%</td> </tr> <tr> <td>Agree</td> <td>1</td> <td>50%</td> </tr> <tr> <td>Uncertain</td> <td>0</td> <td>0%</td> </tr> <tr> <td>Disagree</td> <td>0</td> <td>0%</td> </tr> <tr> <td>Strongly Disagree</td> <td>0</td> <td>0%</td> </tr> </tbody> </table>	Choice	Number	Percentage	Strongly Agree	1	50%	Agree	1	50%	Uncertain	0	0%	Disagree	0	0%	Strongly Disagree	0	0%	 <p>50% 50%</p> <ul style="list-style-type: none"> ● Stron... ● Agree
Choice	Number	Percentage																			
Strongly Agree	1	50%																			
Agree	1	50%																			
Uncertain	0	0%																			
Disagree	0	0%																			
Strongly Disagree	0	0%																			
22	The instructor was responsive to student needs and problems	<table border="1"> <thead> <tr> <th>Choice</th> <th>Number</th> <th>Percentage</th> </tr> </thead> <tbody> <tr> <td>Strongly Agree</td> <td>2</td> <td>100%</td> </tr> <tr> <td>Agree</td> <td>0</td> <td>0%</td> </tr> <tr> <td>Uncertain</td> <td>0</td> <td>0%</td> </tr> <tr> <td>Disagree</td> <td>0</td> <td>0%</td> </tr> <tr> <td>Strongly Disagree</td> <td>0</td> <td>0%</td> </tr> </tbody> </table>	Choice	Number	Percentage	Strongly Agree	2	100%	Agree	0	0%	Uncertain	0	0%	Disagree	0	0%	Strongly Disagree	0	0%	 <p>100%</p> <ul style="list-style-type: none"> ● Stron...
Choice	Number	Percentage																			
Strongly Agree	2	100%																			
Agree	0	0%																			
Uncertain	0	0%																			
Disagree	0	0%																			
Strongly Disagree	0	0%																			
23	Had the instructor been regular throughout the course	<table border="1"> <thead> <tr> <th>Choice</th> <th>Number</th> <th>Percentage</th> </tr> </thead> <tbody> <tr> <td>Strongly Agree</td> <td>2</td> <td>100%</td> </tr> <tr> <td>Agree</td> <td>0</td> <td>0%</td> </tr> <tr> <td>Uncertain</td> <td>0</td> <td>0%</td> </tr> <tr> <td>Disagree</td> <td>0</td> <td>0%</td> </tr> <tr> <td>Strongly Disagree</td> <td>0</td> <td>0%</td> </tr> </tbody> </table>	Choice	Number	Percentage	Strongly Agree	2	100%	Agree	0	0%	Uncertain	0	0%	Disagree	0	0%	Strongly Disagree	0	0%	 <p>100%</p> <ul style="list-style-type: none"> ● Stron...
Choice	Number	Percentage																			
Strongly Agree	2	100%																			
Agree	0	0%																			
Uncertain	0	0%																			
Disagree	0	0%																			
Strongly Disagree	0	0%																			
24	The material in the tutorials was useful	<table border="1"> <thead> <tr> <th>Choice</th> <th>Number</th> <th>Percentage</th> </tr> </thead> <tbody> <tr> <td>Strongly Agree</td> <td>2</td> <td>100%</td> </tr> <tr> <td>Agree</td> <td>0</td> <td>0%</td> </tr> <tr> <td>Uncertain</td> <td>0</td> <td>0%</td> </tr> <tr> <td>Disagree</td> <td>0</td> <td>0%</td> </tr> <tr> <td>Strongly Disagree</td> <td>0</td> <td>0%</td> </tr> </tbody> </table>	Choice	Number	Percentage	Strongly Agree	2	100%	Agree	0	0%	Uncertain	0	0%	Disagree	0	0%	Strongly Disagree	0	0%	 <p>100%</p> <ul style="list-style-type: none"> ● Stron...
Choice	Number	Percentage																			
Strongly Agree	2	100%																			
Agree	0	0%																			
Uncertain	0	0%																			
Disagree	0	0%																			
Strongly Disagree	0	0%																			

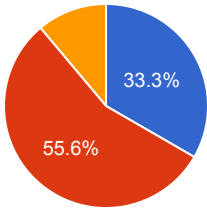
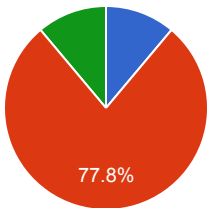
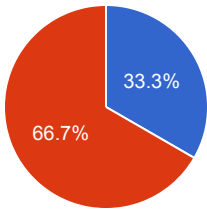
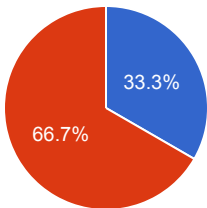
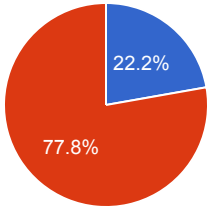
25	I was happy with the amount of work needed for tutorials	<table border="1"> <thead> <tr> <th>Choice</th> <th>Number</th> <th>Percentage</th> </tr> </thead> <tbody> <tr> <td>Strongly Agree</td> <td>2</td> <td>100%</td> </tr> <tr> <td>Agree</td> <td>0</td> <td>0%</td> </tr> <tr> <td>Uncertain</td> <td>0</td> <td>0%</td> </tr> <tr> <td>Disagree</td> <td>0</td> <td>0%</td> </tr> <tr> <td>Strongly Disagree</td> <td>0</td> <td>0%</td> </tr> </tbody> </table>	Choice	Number	Percentage	Strongly Agree	2	100%	Agree	0	0%	Uncertain	0	0%	Disagree	0	0%	Strongly Disagree	0	0%	 <p>100%</p> <p>● Stron...</p>
Choice	Number	Percentage																			
Strongly Agree	2	100%																			
Agree	0	0%																			
Uncertain	0	0%																			
Disagree	0	0%																			
Strongly Disagree	0	0%																			
26	The tutor dealt effectively with my problems	<table border="1"> <thead> <tr> <th>Choice</th> <th>Number</th> <th>Percentage</th> </tr> </thead> <tbody> <tr> <td>Strongly Agree</td> <td>2</td> <td>100%</td> </tr> <tr> <td>Agree</td> <td>0</td> <td>0%</td> </tr> <tr> <td>Uncertain</td> <td>0</td> <td>0%</td> </tr> <tr> <td>Disagree</td> <td>0</td> <td>0%</td> </tr> <tr> <td>Strongly Disagree</td> <td>0</td> <td>0%</td> </tr> </tbody> </table>	Choice	Number	Percentage	Strongly Agree	2	100%	Agree	0	0%	Uncertain	0	0%	Disagree	0	0%	Strongly Disagree	0	0%	 <p>100%</p> <p>● Stron...</p>
Choice	Number	Percentage																			
Strongly Agree	2	100%																			
Agree	0	0%																			
Uncertain	0	0%																			
Disagree	0	0%																			
Strongly Disagree	0	0%																			
27	The material in the practicals was useful	<table border="1"> <thead> <tr> <th>Choice</th> <th>Number</th> <th>Percentage</th> </tr> </thead> <tbody> <tr> <td>Strongly Agree</td> <td>2</td> <td>100%</td> </tr> <tr> <td>Agree</td> <td>0</td> <td>0%</td> </tr> <tr> <td>Uncertain</td> <td>0</td> <td>0%</td> </tr> <tr> <td>Disagree</td> <td>0</td> <td>0%</td> </tr> <tr> <td>Strongly Disagree</td> <td>0</td> <td>0%</td> </tr> </tbody> </table>	Choice	Number	Percentage	Strongly Agree	2	100%	Agree	0	0%	Uncertain	0	0%	Disagree	0	0%	Strongly Disagree	0	0%	 <p>100%</p> <p>● Stron...</p>
Choice	Number	Percentage																			
Strongly Agree	2	100%																			
Agree	0	0%																			
Uncertain	0	0%																			
Disagree	0	0%																			
Strongly Disagree	0	0%																			
28	The demonstrators dealt effectively with my problems	<table border="1"> <thead> <tr> <th>Choice</th> <th>Number</th> <th>Percentage</th> </tr> </thead> <tbody> <tr> <td>Strongly Agree</td> <td>2</td> <td>100%</td> </tr> <tr> <td>Agree</td> <td>0</td> <td>0%</td> </tr> <tr> <td>Uncertain</td> <td>0</td> <td>0%</td> </tr> <tr> <td>Disagree</td> <td>0</td> <td>0%</td> </tr> <tr> <td>Strongly Disagree</td> <td>0</td> <td>0%</td> </tr> </tbody> </table>	Choice	Number	Percentage	Strongly Agree	2	100%	Agree	0	0%	Uncertain	0	0%	Disagree	0	0%	Strongly Disagree	0	0%	 <p>100%</p> <p>● Stron...</p>
Choice	Number	Percentage																			
Strongly Agree	2	100%																			
Agree	0	0%																			
Uncertain	0	0%																			
Disagree	0	0%																			
Strongly Disagree	0	0%																			
29	The best features of the Course were	I have learnt about my subject Good																			
30	The Course could have been improved by	Class activities Good																			
31	The University does not tolerate discrimination on any irrelevant distinction (e.g. race, age, gender) and is committed to work with diversity in a wholly positive way. Please indicate below anything in relation to this Course which may run counter to this objective	Goood																			

Course Evaluation - Program: 0308

Teacher Name: ANWAR F. CHISHTI		Course ID: MGT-601 Course Title: Advanced Research Methods		Session: 2017 Fall																			
Shift: Weekend -- Section:		Total Strength: 22		Attempted: 9																			
S.No	Question	Opinions			Chart																		
1	The course objectives were clear	<table border="1"> <thead> <tr> <th>Choice</th> <th>Number</th> <th>Percentage</th> </tr> </thead> <tbody> <tr> <td>Strongly Agree</td> <td>4</td> <td>44.44%</td> </tr> <tr> <td>Agree</td> <td>4</td> <td>44.44%</td> </tr> <tr> <td>Uncertain</td> <td>1</td> <td>11.11%</td> </tr> <tr> <td>Disagree</td> <td>0</td> <td>0%</td> </tr> <tr> <td>Strongly Disagree</td> <td>0</td> <td>0%</td> </tr> </tbody> </table>	Choice	Number	Percentage	Strongly Agree	4	44.44%	Agree	4	44.44%	Uncertain	1	11.11%	Disagree	0	0%	Strongly Disagree	0	0%			
Choice	Number	Percentage																					
Strongly Agree	4	44.44%																					
Agree	4	44.44%																					
Uncertain	1	11.11%																					
Disagree	0	0%																					
Strongly Disagree	0	0%																					
2	The Course workload was manageable	<table border="1"> <thead> <tr> <th>Choice</th> <th>Number</th> <th>Percentage</th> </tr> </thead> <tbody> <tr> <td>Strongly Agree</td> <td>3</td> <td>33.33%</td> </tr> <tr> <td>Agree</td> <td>5</td> <td>55.56%</td> </tr> <tr> <td>Uncertain</td> <td>1</td> <td>11.11%</td> </tr> <tr> <td>Disagree</td> <td>0</td> <td>0%</td> </tr> <tr> <td>Strongly Disagree</td> <td>0</td> <td>0%</td> </tr> </tbody> </table>	Choice	Number	Percentage	Strongly Agree	3	33.33%	Agree	5	55.56%	Uncertain	1	11.11%	Disagree	0	0%	Strongly Disagree	0	0%			
Choice	Number	Percentage																					
Strongly Agree	3	33.33%																					
Agree	5	55.56%																					
Uncertain	1	11.11%																					
Disagree	0	0%																					
Strongly Disagree	0	0%																					
3	The Course was well organized (e.g. timely access to materials, notification of changes, etc.)	<table border="1"> <thead> <tr> <th>Choice</th> <th>Number</th> <th>Percentage</th> </tr> </thead> <tbody> <tr> <td>Strongly Agree</td> <td>3</td> <td>33.33%</td> </tr> <tr> <td>Agree</td> <td>6</td> <td>66.67%</td> </tr> <tr> <td>Uncertain</td> <td>0</td> <td>0%</td> </tr> <tr> <td>Disagree</td> <td>0</td> <td>0%</td> </tr> <tr> <td>Strongly Disagree</td> <td>0</td> <td>0%</td> </tr> </tbody> </table>	Choice	Number	Percentage	Strongly Agree	3	33.33%	Agree	6	66.67%	Uncertain	0	0%	Disagree	0	0%	Strongly Disagree	0	0%			
Choice	Number	Percentage																					
Strongly Agree	3	33.33%																					
Agree	6	66.67%																					
Uncertain	0	0%																					
Disagree	0	0%																					
Strongly Disagree	0	0%																					
4	I participated actively in the Course	<table border="1"> <thead> <tr> <th>Choice</th> <th>Number</th> <th>Percentage</th> </tr> </thead> <tbody> <tr> <td>Strongly Agree</td> <td>3</td> <td>33.33%</td> </tr> <tr> <td>Agree</td> <td>5</td> <td>55.56%</td> </tr> <tr> <td>Uncertain</td> <td>1</td> <td>11.11%</td> </tr> <tr> <td>Disagree</td> <td>0</td> <td>0%</td> </tr> <tr> <td>Strongly Disagree</td> <td>0</td> <td>0%</td> </tr> </tbody> </table>	Choice	Number	Percentage	Strongly Agree	3	33.33%	Agree	5	55.56%	Uncertain	1	11.11%	Disagree	0	0%	Strongly Disagree	0	0%			
Choice	Number	Percentage																					
Strongly Agree	3	33.33%																					
Agree	5	55.56%																					
Uncertain	1	11.11%																					
Disagree	0	0%																					
Strongly Disagree	0	0%																					

5	I think I have made progress in this Course	<table border="1"> <thead> <tr> <th>Choice</th> <th>Number</th> <th>Percentage</th> </tr> </thead> <tbody> <tr> <td>Strongly Agree</td> <td>1</td> <td>11.11%</td> </tr> <tr> <td>Agree</td> <td>8</td> <td>88.89%</td> </tr> <tr> <td>Uncertain</td> <td>0</td> <td>0%</td> </tr> <tr> <td>Disagree</td> <td>0</td> <td>0%</td> </tr> <tr> <td>Strongly Disagree</td> <td>0</td> <td>0%</td> </tr> </tbody> </table>	Choice	Number	Percentage	Strongly Agree	1	11.11%	Agree	8	88.89%	Uncertain	0	0%	Disagree	0	0%	Strongly Disagree	0	0%	 <p>88.9%</p> <ul style="list-style-type: none"> ● Stron... ● Agree
Choice	Number	Percentage																			
Strongly Agree	1	11.11%																			
Agree	8	88.89%																			
Uncertain	0	0%																			
Disagree	0	0%																			
Strongly Disagree	0	0%																			
6	I think the Course was well structured to achieve the learning outcomes (there was a good balance of lectures, tutorials, practical etc.)	<table border="1"> <thead> <tr> <th>Choice</th> <th>Number</th> <th>Percentage</th> </tr> </thead> <tbody> <tr> <td>Strongly Agree</td> <td>4</td> <td>44.44%</td> </tr> <tr> <td>Agree</td> <td>5</td> <td>55.56%</td> </tr> <tr> <td>Uncertain</td> <td>0</td> <td>0%</td> </tr> <tr> <td>Disagree</td> <td>0</td> <td>0%</td> </tr> <tr> <td>Strongly Disagree</td> <td>0</td> <td>0%</td> </tr> </tbody> </table>	Choice	Number	Percentage	Strongly Agree	4	44.44%	Agree	5	55.56%	Uncertain	0	0%	Disagree	0	0%	Strongly Disagree	0	0%	 <p>55.6% 44.4%</p> <ul style="list-style-type: none"> ● Stron... ● Agree
Choice	Number	Percentage																			
Strongly Agree	4	44.44%																			
Agree	5	55.56%																			
Uncertain	0	0%																			
Disagree	0	0%																			
Strongly Disagree	0	0%																			
7	The learning and teaching methods encouraged participation	<table border="1"> <thead> <tr> <th>Choice</th> <th>Number</th> <th>Percentage</th> </tr> </thead> <tbody> <tr> <td>Strongly Agree</td> <td>5</td> <td>55.56%</td> </tr> <tr> <td>Agree</td> <td>3</td> <td>33.33%</td> </tr> <tr> <td>Uncertain</td> <td>0</td> <td>0%</td> </tr> <tr> <td>Disagree</td> <td>0</td> <td>0%</td> </tr> <tr> <td>Strongly Disagree</td> <td>1</td> <td>11.11%</td> </tr> </tbody> </table>	Choice	Number	Percentage	Strongly Agree	5	55.56%	Agree	3	33.33%	Uncertain	0	0%	Disagree	0	0%	Strongly Disagree	1	11.11%	 <p>55.6% 33.3%</p> <ul style="list-style-type: none"> ● Stron... ● Agree ● Stron...
Choice	Number	Percentage																			
Strongly Agree	5	55.56%																			
Agree	3	33.33%																			
Uncertain	0	0%																			
Disagree	0	0%																			
Strongly Disagree	1	11.11%																			
8	The overall environment in the class was conducive to learning	<table border="1"> <thead> <tr> <th>Choice</th> <th>Number</th> <th>Percentage</th> </tr> </thead> <tbody> <tr> <td>Strongly Agree</td> <td>2</td> <td>22.22%</td> </tr> <tr> <td>Agree</td> <td>6</td> <td>66.67%</td> </tr> <tr> <td>Uncertain</td> <td>1</td> <td>11.11%</td> </tr> <tr> <td>Disagree</td> <td>0</td> <td>0%</td> </tr> <tr> <td>Strongly Disagree</td> <td>0</td> <td>0%</td> </tr> </tbody> </table>	Choice	Number	Percentage	Strongly Agree	2	22.22%	Agree	6	66.67%	Uncertain	1	11.11%	Disagree	0	0%	Strongly Disagree	0	0%	 <p>66.7% 22.2%</p> <ul style="list-style-type: none"> ● Stron... ● Agree ● Unce...
Choice	Number	Percentage																			
Strongly Agree	2	22.22%																			
Agree	6	66.67%																			
Uncertain	1	11.11%																			
Disagree	0	0%																			
Strongly Disagree	0	0%																			
9	Classrooms were satisfactory	<table border="1"> <thead> <tr> <th>Choice</th> <th>Number</th> <th>Percentage</th> </tr> </thead> <tbody> <tr> <td>Strongly Agree</td> <td>3</td> <td>33.33%</td> </tr> <tr> <td>Agree</td> <td>6</td> <td>66.67%</td> </tr> <tr> <td>Uncertain</td> <td>0</td> <td>0%</td> </tr> <tr> <td>Disagree</td> <td>0</td> <td>0%</td> </tr> <tr> <td>Strongly Disagree</td> <td>0</td> <td>0%</td> </tr> </tbody> </table>	Choice	Number	Percentage	Strongly Agree	3	33.33%	Agree	6	66.67%	Uncertain	0	0%	Disagree	0	0%	Strongly Disagree	0	0%	 <p>66.7% 33.3%</p> <ul style="list-style-type: none"> ● Stron... ● Agree
Choice	Number	Percentage																			
Strongly Agree	3	33.33%																			
Agree	6	66.67%																			
Uncertain	0	0%																			
Disagree	0	0%																			
Strongly Disagree	0	0%																			

10	Learning materials (Lesson Plans, Course Notes etc.) were relevant and useful	<table border="1"> <thead> <tr> <th>Choice</th> <th>Number</th> <th>Percentage</th> </tr> </thead> <tbody> <tr> <td>Strongly Agree</td> <td>4</td> <td>44.44%</td> </tr> <tr> <td>Agree</td> <td>5</td> <td>55.56%</td> </tr> <tr> <td>Uncertain</td> <td>0</td> <td>0%</td> </tr> <tr> <td>Disagree</td> <td>0</td> <td>0%</td> </tr> <tr> <td>Strongly Disagree</td> <td>0</td> <td>0%</td> </tr> </tbody> </table>	Choice	Number	Percentage	Strongly Agree	4	44.44%	Agree	5	55.56%	Uncertain	0	0%	Disagree	0	0%	Strongly Disagree	0	0%	 <p>● Stron... ● Agree</p>
Choice	Number	Percentage																			
Strongly Agree	4	44.44%																			
Agree	5	55.56%																			
Uncertain	0	0%																			
Disagree	0	0%																			
Strongly Disagree	0	0%																			
11	Recommended reading Books etc. were relevant and appropriate	<table border="1"> <thead> <tr> <th>Choice</th> <th>Number</th> <th>Percentage</th> </tr> </thead> <tbody> <tr> <td>Strongly Agree</td> <td>3</td> <td>33.33%</td> </tr> <tr> <td>Agree</td> <td>5</td> <td>55.56%</td> </tr> <tr> <td>Uncertain</td> <td>1</td> <td>11.11%</td> </tr> <tr> <td>Disagree</td> <td>0</td> <td>0%</td> </tr> <tr> <td>Strongly Disagree</td> <td>0</td> <td>0%</td> </tr> </tbody> </table>	Choice	Number	Percentage	Strongly Agree	3	33.33%	Agree	5	55.56%	Uncertain	1	11.11%	Disagree	0	0%	Strongly Disagree	0	0%	 <p>● Stron... ● Agree ● Unce...</p>
Choice	Number	Percentage																			
Strongly Agree	3	33.33%																			
Agree	5	55.56%																			
Uncertain	1	11.11%																			
Disagree	0	0%																			
Strongly Disagree	0	0%																			
12	The provision of learning resources in the library was adequate and appropriate	<table border="1"> <thead> <tr> <th>Choice</th> <th>Number</th> <th>Percentage</th> </tr> </thead> <tbody> <tr> <td>Strongly Agree</td> <td>2</td> <td>22.22%</td> </tr> <tr> <td>Agree</td> <td>6</td> <td>66.67%</td> </tr> <tr> <td>Uncertain</td> <td>1</td> <td>11.11%</td> </tr> <tr> <td>Disagree</td> <td>0</td> <td>0%</td> </tr> <tr> <td>Strongly Disagree</td> <td>0</td> <td>0%</td> </tr> </tbody> </table>	Choice	Number	Percentage	Strongly Agree	2	22.22%	Agree	6	66.67%	Uncertain	1	11.11%	Disagree	0	0%	Strongly Disagree	0	0%	 <p>● Stron... ● Agree ● Unce...</p>
Choice	Number	Percentage																			
Strongly Agree	2	22.22%																			
Agree	6	66.67%																			
Uncertain	1	11.11%																			
Disagree	0	0%																			
Strongly Disagree	0	0%																			
13	The provision of learning resources on the Web was adequate and appropriate (if relevant)	<table border="1"> <thead> <tr> <th>Choice</th> <th>Number</th> <th>Percentage</th> </tr> </thead> <tbody> <tr> <td>Strongly Agree</td> <td>3</td> <td>33.33%</td> </tr> <tr> <td>Agree</td> <td>6</td> <td>66.67%</td> </tr> <tr> <td>Uncertain</td> <td>0</td> <td>0%</td> </tr> <tr> <td>Disagree</td> <td>0</td> <td>0%</td> </tr> <tr> <td>Strongly Disagree</td> <td>0</td> <td>0%</td> </tr> </tbody> </table>	Choice	Number	Percentage	Strongly Agree	3	33.33%	Agree	6	66.67%	Uncertain	0	0%	Disagree	0	0%	Strongly Disagree	0	0%	 <p>● Stron... ● Agree</p>
Choice	Number	Percentage																			
Strongly Agree	3	33.33%																			
Agree	6	66.67%																			
Uncertain	0	0%																			
Disagree	0	0%																			
Strongly Disagree	0	0%																			
14	The Course stimulated my interest and thought on the subject area	<table border="1"> <thead> <tr> <th>Choice</th> <th>Number</th> <th>Percentage</th> </tr> </thead> <tbody> <tr> <td>Strongly Agree</td> <td>2</td> <td>22.22%</td> </tr> <tr> <td>Agree</td> <td>7</td> <td>77.78%</td> </tr> <tr> <td>Uncertain</td> <td>0</td> <td>0%</td> </tr> <tr> <td>Disagree</td> <td>0</td> <td>0%</td> </tr> <tr> <td>Strongly Disagree</td> <td>0</td> <td>0%</td> </tr> </tbody> </table>	Choice	Number	Percentage	Strongly Agree	2	22.22%	Agree	7	77.78%	Uncertain	0	0%	Disagree	0	0%	Strongly Disagree	0	0%	 <p>● Stron... ● Agree</p>
Choice	Number	Percentage																			
Strongly Agree	2	22.22%																			
Agree	7	77.78%																			
Uncertain	0	0%																			
Disagree	0	0%																			
Strongly Disagree	0	0%																			

15	The pace of the Course was appropriate	<table border="1"> <thead> <tr> <th>Choice</th> <th>Number</th> <th>Percentage</th> </tr> </thead> <tbody> <tr> <td>Strongly Agree</td> <td>3</td> <td>33.33%</td> </tr> <tr> <td>Agree</td> <td>5</td> <td>55.56%</td> </tr> <tr> <td>Uncertain</td> <td>1</td> <td>11.11%</td> </tr> <tr> <td>Disagree</td> <td>0</td> <td>0%</td> </tr> <tr> <td>Strongly Disagree</td> <td>0</td> <td>0%</td> </tr> </tbody> </table>	Choice	Number	Percentage	Strongly Agree	3	33.33%	Agree	5	55.56%	Uncertain	1	11.11%	Disagree	0	0%	Strongly Disagree	0	0%	 <p> ● Stron... ● Agree ● Unce... </p>
Choice	Number	Percentage																			
Strongly Agree	3	33.33%																			
Agree	5	55.56%																			
Uncertain	1	11.11%																			
Disagree	0	0%																			
Strongly Disagree	0	0%																			
16	Ideas and concepts were presented clearly	<table border="1"> <thead> <tr> <th>Choice</th> <th>Number</th> <th>Percentage</th> </tr> </thead> <tbody> <tr> <td>Strongly Agree</td> <td>1</td> <td>11.11%</td> </tr> <tr> <td>Agree</td> <td>7</td> <td>77.78%</td> </tr> <tr> <td>Uncertain</td> <td>0</td> <td>0%</td> </tr> <tr> <td>Disagree</td> <td>1</td> <td>11.11%</td> </tr> <tr> <td>Strongly Disagree</td> <td>0</td> <td>0%</td> </tr> </tbody> </table>	Choice	Number	Percentage	Strongly Agree	1	11.11%	Agree	7	77.78%	Uncertain	0	0%	Disagree	1	11.11%	Strongly Disagree	0	0%	 <p> ● Stron... ● Agree ● Disa... </p>
Choice	Number	Percentage																			
Strongly Agree	1	11.11%																			
Agree	7	77.78%																			
Uncertain	0	0%																			
Disagree	1	11.11%																			
Strongly Disagree	0	0%																			
17	The method of assessment were reasonable	<table border="1"> <thead> <tr> <th>Choice</th> <th>Number</th> <th>Percentage</th> </tr> </thead> <tbody> <tr> <td>Strongly Agree</td> <td>3</td> <td>33.33%</td> </tr> <tr> <td>Agree</td> <td>6</td> <td>66.67%</td> </tr> <tr> <td>Uncertain</td> <td>0</td> <td>0%</td> </tr> <tr> <td>Disagree</td> <td>0</td> <td>0%</td> </tr> <tr> <td>Strongly Disagree</td> <td>0</td> <td>0%</td> </tr> </tbody> </table>	Choice	Number	Percentage	Strongly Agree	3	33.33%	Agree	6	66.67%	Uncertain	0	0%	Disagree	0	0%	Strongly Disagree	0	0%	 <p> ● Stron... ● Agree </p>
Choice	Number	Percentage																			
Strongly Agree	3	33.33%																			
Agree	6	66.67%																			
Uncertain	0	0%																			
Disagree	0	0%																			
Strongly Disagree	0	0%																			
18	Feedback on assessment was timely	<table border="1"> <thead> <tr> <th>Choice</th> <th>Number</th> <th>Percentage</th> </tr> </thead> <tbody> <tr> <td>Strongly Agree</td> <td>3</td> <td>33.33%</td> </tr> <tr> <td>Agree</td> <td>6</td> <td>66.67%</td> </tr> <tr> <td>Uncertain</td> <td>0</td> <td>0%</td> </tr> <tr> <td>Disagree</td> <td>0</td> <td>0%</td> </tr> <tr> <td>Strongly Disagree</td> <td>0</td> <td>0%</td> </tr> </tbody> </table>	Choice	Number	Percentage	Strongly Agree	3	33.33%	Agree	6	66.67%	Uncertain	0	0%	Disagree	0	0%	Strongly Disagree	0	0%	 <p> ● Stron... ● Agree </p>
Choice	Number	Percentage																			
Strongly Agree	3	33.33%																			
Agree	6	66.67%																			
Uncertain	0	0%																			
Disagree	0	0%																			
Strongly Disagree	0	0%																			
19	Feedback on assessment was helpful	<table border="1"> <thead> <tr> <th>Choice</th> <th>Number</th> <th>Percentage</th> </tr> </thead> <tbody> <tr> <td>Strongly Agree</td> <td>2</td> <td>22.22%</td> </tr> <tr> <td>Agree</td> <td>7</td> <td>77.78%</td> </tr> <tr> <td>Uncertain</td> <td>0</td> <td>0%</td> </tr> <tr> <td>Disagree</td> <td>0</td> <td>0%</td> </tr> <tr> <td>Strongly Disagree</td> <td>0</td> <td>0%</td> </tr> </tbody> </table>	Choice	Number	Percentage	Strongly Agree	2	22.22%	Agree	7	77.78%	Uncertain	0	0%	Disagree	0	0%	Strongly Disagree	0	0%	 <p> ● Stron... ● Agree </p>
Choice	Number	Percentage																			
Strongly Agree	2	22.22%																			
Agree	7	77.78%																			
Uncertain	0	0%																			
Disagree	0	0%																			
Strongly Disagree	0	0%																			






20	I understood the lectures	<table border="1"> <thead> <tr> <th>Choice</th> <th>Number</th> <th>Percentage</th> </tr> </thead> <tbody> <tr> <td>Strongly Agree</td> <td>4</td> <td>44.44%</td> </tr> <tr> <td>Agree</td> <td>4</td> <td>44.44%</td> </tr> <tr> <td>Uncertain</td> <td>0</td> <td>0%</td> </tr> <tr> <td>Disagree</td> <td>1</td> <td>11.11%</td> </tr> <tr> <td>Strongly Disagree</td> <td>0</td> <td>0%</td> </tr> </tbody> </table>	Choice	Number	Percentage	Strongly Agree	4	44.44%	Agree	4	44.44%	Uncertain	0	0%	Disagree	1	11.11%	Strongly Disagree	0	0%	
Choice	Number	Percentage																			
Strongly Agree	4	44.44%																			
Agree	4	44.44%																			
Uncertain	0	0%																			
Disagree	1	11.11%																			
Strongly Disagree	0	0%																			
21	The material was well organized and presented	<table border="1"> <thead> <tr> <th>Choice</th> <th>Number</th> <th>Percentage</th> </tr> </thead> <tbody> <tr> <td>Strongly Agree</td> <td>3</td> <td>33.33%</td> </tr> <tr> <td>Agree</td> <td>5</td> <td>55.56%</td> </tr> <tr> <td>Uncertain</td> <td>1</td> <td>11.11%</td> </tr> <tr> <td>Disagree</td> <td>0</td> <td>0%</td> </tr> <tr> <td>Strongly Disagree</td> <td>0</td> <td>0%</td> </tr> </tbody> </table>	Choice	Number	Percentage	Strongly Agree	3	33.33%	Agree	5	55.56%	Uncertain	1	11.11%	Disagree	0	0%	Strongly Disagree	0	0%	
Choice	Number	Percentage																			
Strongly Agree	3	33.33%																			
Agree	5	55.56%																			
Uncertain	1	11.11%																			
Disagree	0	0%																			
Strongly Disagree	0	0%																			
22	The instructor was responsive to student needs and problems	<table border="1"> <thead> <tr> <th>Choice</th> <th>Number</th> <th>Percentage</th> </tr> </thead> <tbody> <tr> <td>Strongly Agree</td> <td>4</td> <td>44.44%</td> </tr> <tr> <td>Agree</td> <td>3</td> <td>33.33%</td> </tr> <tr> <td>Uncertain</td> <td>2</td> <td>22.22%</td> </tr> <tr> <td>Disagree</td> <td>0</td> <td>0%</td> </tr> <tr> <td>Strongly Disagree</td> <td>0</td> <td>0%</td> </tr> </tbody> </table>	Choice	Number	Percentage	Strongly Agree	4	44.44%	Agree	3	33.33%	Uncertain	2	22.22%	Disagree	0	0%	Strongly Disagree	0	0%	
Choice	Number	Percentage																			
Strongly Agree	4	44.44%																			
Agree	3	33.33%																			
Uncertain	2	22.22%																			
Disagree	0	0%																			
Strongly Disagree	0	0%																			
23	Had the instructor been regular throughout the course	<table border="1"> <thead> <tr> <th>Choice</th> <th>Number</th> <th>Percentage</th> </tr> </thead> <tbody> <tr> <td>Strongly Agree</td> <td>2</td> <td>22.22%</td> </tr> <tr> <td>Agree</td> <td>7</td> <td>77.78%</td> </tr> <tr> <td>Uncertain</td> <td>0</td> <td>0%</td> </tr> <tr> <td>Disagree</td> <td>0</td> <td>0%</td> </tr> <tr> <td>Strongly Disagree</td> <td>0</td> <td>0%</td> </tr> </tbody> </table>	Choice	Number	Percentage	Strongly Agree	2	22.22%	Agree	7	77.78%	Uncertain	0	0%	Disagree	0	0%	Strongly Disagree	0	0%	
Choice	Number	Percentage																			
Strongly Agree	2	22.22%																			
Agree	7	77.78%																			
Uncertain	0	0%																			
Disagree	0	0%																			
Strongly Disagree	0	0%																			
24	The material in the tutorials was useful	<table border="1"> <thead> <tr> <th>Choice</th> <th>Number</th> <th>Percentage</th> </tr> </thead> <tbody> <tr> <td>Strongly Agree</td> <td>2</td> <td>22.22%</td> </tr> <tr> <td>Agree</td> <td>7</td> <td>77.78%</td> </tr> <tr> <td>Uncertain</td> <td>0</td> <td>0%</td> </tr> <tr> <td>Disagree</td> <td>0</td> <td>0%</td> </tr> <tr> <td>Strongly Disagree</td> <td>0</td> <td>0%</td> </tr> </tbody> </table>	Choice	Number	Percentage	Strongly Agree	2	22.22%	Agree	7	77.78%	Uncertain	0	0%	Disagree	0	0%	Strongly Disagree	0	0%	
Choice	Number	Percentage																			
Strongly Agree	2	22.22%																			
Agree	7	77.78%																			
Uncertain	0	0%																			
Disagree	0	0%																			
Strongly Disagree	0	0%																			






25	I was happy with the amount of work needed for tutorials	<table border="1"> <thead> <tr> <th>Choice</th> <th>Number</th> <th>Percentage</th> </tr> </thead> <tbody> <tr> <td>Strongly Agree</td> <td>1</td> <td>11.11%</td> </tr> <tr> <td>Agree</td> <td>5</td> <td>55.56%</td> </tr> <tr> <td>Uncertain</td> <td>3</td> <td>33.33%</td> </tr> <tr> <td>Disagree</td> <td>0</td> <td>0%</td> </tr> <tr> <td>Strongly Disagree</td> <td>0</td> <td>0%</td> </tr> </tbody> </table>	Choice	Number	Percentage	Strongly Agree	1	11.11%	Agree	5	55.56%	Uncertain	3	33.33%	Disagree	0	0%	Strongly Disagree	0	0%	<p>A pie chart with three visible segments: a large red segment representing 'Agree' at 55.6%, a yellow segment representing 'Unce...' at 33.3%, and a small blue segment representing 'Stron...' at 11.11%. A legend to the right shows a blue circle for 'Stron...', a red circle for 'Agree', and a yellow circle for 'Unce...'.</p>
Choice	Number	Percentage																			
Strongly Agree	1	11.11%																			
Agree	5	55.56%																			
Uncertain	3	33.33%																			
Disagree	0	0%																			
Strongly Disagree	0	0%																			
26	The tutor dealt effectively with my problems	<table border="1"> <thead> <tr> <th>Choice</th> <th>Number</th> <th>Percentage</th> </tr> </thead> <tbody> <tr> <td>Strongly Agree</td> <td>2</td> <td>22.22%</td> </tr> <tr> <td>Agree</td> <td>6</td> <td>66.67%</td> </tr> <tr> <td>Uncertain</td> <td>1</td> <td>11.11%</td> </tr> <tr> <td>Disagree</td> <td>0</td> <td>0%</td> </tr> <tr> <td>Strongly Disagree</td> <td>0</td> <td>0%</td> </tr> </tbody> </table>	Choice	Number	Percentage	Strongly Agree	2	22.22%	Agree	6	66.67%	Uncertain	1	11.11%	Disagree	0	0%	Strongly Disagree	0	0%	<p>A pie chart with three visible segments: a large red segment representing 'Agree' at 66.7%, a blue segment representing 'Stron...' at 22.2%, and a small yellow segment representing 'Unce...' at 11.11%. A legend to the right shows a blue circle for 'Stron...', a red circle for 'Agree', and a yellow circle for 'Unce...'.</p>
Choice	Number	Percentage																			
Strongly Agree	2	22.22%																			
Agree	6	66.67%																			
Uncertain	1	11.11%																			
Disagree	0	0%																			
Strongly Disagree	0	0%																			
27	The material in the practicals was useful	<table border="1"> <thead> <tr> <th>Choice</th> <th>Number</th> <th>Percentage</th> </tr> </thead> <tbody> <tr> <td>Strongly Agree</td> <td>2</td> <td>22.22%</td> </tr> <tr> <td>Agree</td> <td>6</td> <td>66.67%</td> </tr> <tr> <td>Uncertain</td> <td>1</td> <td>11.11%</td> </tr> <tr> <td>Disagree</td> <td>0</td> <td>0%</td> </tr> <tr> <td>Strongly Disagree</td> <td>0</td> <td>0%</td> </tr> </tbody> </table>	Choice	Number	Percentage	Strongly Agree	2	22.22%	Agree	6	66.67%	Uncertain	1	11.11%	Disagree	0	0%	Strongly Disagree	0	0%	<p>A pie chart with three visible segments: a large red segment representing 'Agree' at 66.7%, a blue segment representing 'Stron...' at 22.2%, and a small yellow segment representing 'Unce...' at 11.11%. A legend to the right shows a blue circle for 'Stron...', a red circle for 'Agree', and a yellow circle for 'Unce...'.</p>
Choice	Number	Percentage																			
Strongly Agree	2	22.22%																			
Agree	6	66.67%																			
Uncertain	1	11.11%																			
Disagree	0	0%																			
Strongly Disagree	0	0%																			
28	The demonstrators dealt effectively with my problems	<table border="1"> <thead> <tr> <th>Choice</th> <th>Number</th> <th>Percentage</th> </tr> </thead> <tbody> <tr> <td>Strongly Agree</td> <td>5</td> <td>55.56%</td> </tr> <tr> <td>Agree</td> <td>4</td> <td>44.44%</td> </tr> <tr> <td>Uncertain</td> <td>0</td> <td>0%</td> </tr> <tr> <td>Disagree</td> <td>0</td> <td>0%</td> </tr> <tr> <td>Strongly Disagree</td> <td>0</td> <td>0%</td> </tr> </tbody> </table>	Choice	Number	Percentage	Strongly Agree	5	55.56%	Agree	4	44.44%	Uncertain	0	0%	Disagree	0	0%	Strongly Disagree	0	0%	<p>A pie chart with two visible segments: a blue segment representing 'Stron...' at 55.6% and a red segment representing 'Agree' at 44.4%. A legend to the right shows a blue circle for 'Stron...' and a red circle for 'Agree'.</p>
Choice	Number	Percentage																			
Strongly Agree	5	55.56%																			
Agree	4	44.44%																			
Uncertain	0	0%																			
Disagree	0	0%																			
Strongly Disagree	0	0%																			
29	The best features of the Course were	<p>The course were related to research. satisfactory satisfactory all su ject is according to demamnd satisfactory N/A nil Totally research based. nil</p>																			



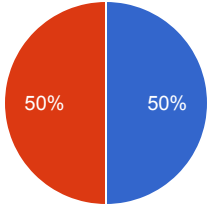


30	The Course could have been improved by	Some alternative teaching methods satisfactory satisfactory yes should be start with basics satisfactory N/A nil adding more relevant material on SPSS and research area. nil
31	The University does not tolerate discrimination on any irrelevant distinction (e.g. race, age, gender) and is committed to work with diversity in a wholly positive way. Please indicate below anything in relation to this Course which may run counter to this objective	satisfactory satisfactory satisfactory satisfactory N/A nil Wholly in Positive Way. nil





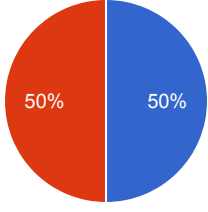
Course Evaluation - Program: 0308


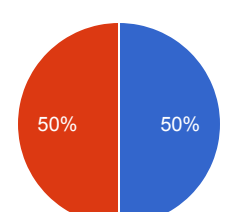
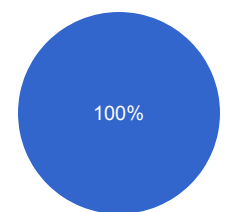
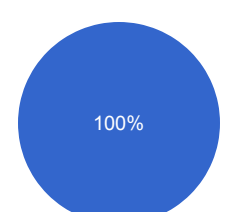
Teacher Name: ZUNNOORAIN KHAN		Course ID: HRM-603 Course Title: Organizational Development & Change Management			Session: 2017 Fall																		
Shift: Weekend -- Section:		Total Strength: 5			Attempted: 2																		
S.No	Question	Opinions			Chart																		
1	The course objectives were clear	<table border="1"> <thead> <tr> <th>Choice</th> <th>Number</th> <th>Percentage</th> </tr> </thead> <tbody> <tr> <td>Strongly Agree</td> <td>2</td> <td>100%</td> </tr> <tr> <td>Agree</td> <td>0</td> <td>0%</td> </tr> <tr> <td>Uncertain</td> <td>0</td> <td>0%</td> </tr> <tr> <td>Disagree</td> <td>0</td> <td>0%</td> </tr> <tr> <td>Strongly Disagree</td> <td>0</td> <td>0%</td> </tr> </tbody> </table>	Choice	Number	Percentage	Strongly Agree	2	100%	Agree	0	0%	Uncertain	0	0%	Disagree	0	0%	Strongly Disagree	0	0%	<p>A pie chart representing the data for question 1. It consists of a single blue circle with the text '100%' inside. To the right of the chart is a legend with a blue dot and the text 'Stron...'.</p>		
Choice	Number	Percentage																					
Strongly Agree	2	100%																					
Agree	0	0%																					
Uncertain	0	0%																					
Disagree	0	0%																					
Strongly Disagree	0	0%																					
2	The Course workload was manageable	<table border="1"> <thead> <tr> <th>Choice</th> <th>Number</th> <th>Percentage</th> </tr> </thead> <tbody> <tr> <td>Strongly Agree</td> <td>2</td> <td>100%</td> </tr> <tr> <td>Agree</td> <td>0</td> <td>0%</td> </tr> <tr> <td>Uncertain</td> <td>0</td> <td>0%</td> </tr> <tr> <td>Disagree</td> <td>0</td> <td>0%</td> </tr> <tr> <td>Strongly Disagree</td> <td>0</td> <td>0%</td> </tr> </tbody> </table>	Choice	Number	Percentage	Strongly Agree	2	100%	Agree	0	0%	Uncertain	0	0%	Disagree	0	0%	Strongly Disagree	0	0%	<p>A pie chart representing the data for question 2. It consists of a single blue circle with the text '100%' inside. To the right of the chart is a legend with a blue dot and the text 'Stron...'.</p>		
Choice	Number	Percentage																					
Strongly Agree	2	100%																					
Agree	0	0%																					
Uncertain	0	0%																					
Disagree	0	0%																					
Strongly Disagree	0	0%																					
3	The Course was well organized (e.g. timely access to materials, notification of changes, etc.)	<table border="1"> <thead> <tr> <th>Choice</th> <th>Number</th> <th>Percentage</th> </tr> </thead> <tbody> <tr> <td>Strongly Agree</td> <td>2</td> <td>100%</td> </tr> <tr> <td>Agree</td> <td>0</td> <td>0%</td> </tr> <tr> <td>Uncertain</td> <td>0</td> <td>0%</td> </tr> <tr> <td>Disagree</td> <td>0</td> <td>0%</td> </tr> <tr> <td>Strongly Disagree</td> <td>0</td> <td>0%</td> </tr> </tbody> </table>	Choice	Number	Percentage	Strongly Agree	2	100%	Agree	0	0%	Uncertain	0	0%	Disagree	0	0%	Strongly Disagree	0	0%	<p>A pie chart representing the data for question 3. It consists of a single blue circle with the text '100%' inside. To the right of the chart is a legend with a blue dot and the text 'Stron...'.</p>		
Choice	Number	Percentage																					
Strongly Agree	2	100%																					
Agree	0	0%																					
Uncertain	0	0%																					
Disagree	0	0%																					
Strongly Disagree	0	0%																					
4	I participated actively in the Course	<table border="1"> <thead> <tr> <th>Choice</th> <th>Number</th> <th>Percentage</th> </tr> </thead> <tbody> <tr> <td>Strongly Agree</td> <td>2</td> <td>100%</td> </tr> <tr> <td>Agree</td> <td>0</td> <td>0%</td> </tr> <tr> <td>Uncertain</td> <td>0</td> <td>0%</td> </tr> <tr> <td>Disagree</td> <td>0</td> <td>0%</td> </tr> <tr> <td>Strongly Disagree</td> <td>0</td> <td>0%</td> </tr> </tbody> </table>	Choice	Number	Percentage	Strongly Agree	2	100%	Agree	0	0%	Uncertain	0	0%	Disagree	0	0%	Strongly Disagree	0	0%	<p>A pie chart representing the data for question 4. It consists of a single blue circle with the text '100%' inside. To the right of the chart is a legend with a blue dot and the text 'Stron...'.</p>		
Choice	Number	Percentage																					
Strongly Agree	2	100%																					
Agree	0	0%																					
Uncertain	0	0%																					
Disagree	0	0%																					
Strongly Disagree	0	0%																					

5	I think I have made progress in this Course	<table border="1"> <thead> <tr> <th>Choice</th> <th>Number</th> <th>Percentage</th> </tr> </thead> <tbody> <tr> <td>Strongly Agree</td> <td>2</td> <td>100%</td> </tr> <tr> <td>Agree</td> <td>0</td> <td>0%</td> </tr> <tr> <td>Uncertain</td> <td>0</td> <td>0%</td> </tr> <tr> <td>Disagree</td> <td>0</td> <td>0%</td> </tr> <tr> <td>Strongly Disagree</td> <td>0</td> <td>0%</td> </tr> </tbody> </table>	Choice	Number	Percentage	Strongly Agree	2	100%	Agree	0	0%	Uncertain	0	0%	Disagree	0	0%	Strongly Disagree	0	0%	 <p>100%</p> <p>● Stron...</p>
Choice	Number	Percentage																			
Strongly Agree	2	100%																			
Agree	0	0%																			
Uncertain	0	0%																			
Disagree	0	0%																			
Strongly Disagree	0	0%																			
6	I think the Course was well structured to achieve the learning outcomes (there was a good balance of lectures, tutorials, practical etc.)	<table border="1"> <thead> <tr> <th>Choice</th> <th>Number</th> <th>Percentage</th> </tr> </thead> <tbody> <tr> <td>Strongly Agree</td> <td>2</td> <td>100%</td> </tr> <tr> <td>Agree</td> <td>0</td> <td>0%</td> </tr> <tr> <td>Uncertain</td> <td>0</td> <td>0%</td> </tr> <tr> <td>Disagree</td> <td>0</td> <td>0%</td> </tr> <tr> <td>Strongly Disagree</td> <td>0</td> <td>0%</td> </tr> </tbody> </table>	Choice	Number	Percentage	Strongly Agree	2	100%	Agree	0	0%	Uncertain	0	0%	Disagree	0	0%	Strongly Disagree	0	0%	 <p>100%</p> <p>● Stron...</p>
Choice	Number	Percentage																			
Strongly Agree	2	100%																			
Agree	0	0%																			
Uncertain	0	0%																			
Disagree	0	0%																			
Strongly Disagree	0	0%																			
7	The learning and teaching methods encouraged participation	<table border="1"> <thead> <tr> <th>Choice</th> <th>Number</th> <th>Percentage</th> </tr> </thead> <tbody> <tr> <td>Strongly Agree</td> <td>2</td> <td>100%</td> </tr> <tr> <td>Agree</td> <td>0</td> <td>0%</td> </tr> <tr> <td>Uncertain</td> <td>0</td> <td>0%</td> </tr> <tr> <td>Disagree</td> <td>0</td> <td>0%</td> </tr> <tr> <td>Strongly Disagree</td> <td>0</td> <td>0%</td> </tr> </tbody> </table>	Choice	Number	Percentage	Strongly Agree	2	100%	Agree	0	0%	Uncertain	0	0%	Disagree	0	0%	Strongly Disagree	0	0%	 <p>100%</p> <p>● Stron...</p>
Choice	Number	Percentage																			
Strongly Agree	2	100%																			
Agree	0	0%																			
Uncertain	0	0%																			
Disagree	0	0%																			
Strongly Disagree	0	0%																			
8	The overall environment in the class was conducive to learning	<table border="1"> <thead> <tr> <th>Choice</th> <th>Number</th> <th>Percentage</th> </tr> </thead> <tbody> <tr> <td>Strongly Agree</td> <td>2</td> <td>100%</td> </tr> <tr> <td>Agree</td> <td>0</td> <td>0%</td> </tr> <tr> <td>Uncertain</td> <td>0</td> <td>0%</td> </tr> <tr> <td>Disagree</td> <td>0</td> <td>0%</td> </tr> <tr> <td>Strongly Disagree</td> <td>0</td> <td>0%</td> </tr> </tbody> </table>	Choice	Number	Percentage	Strongly Agree	2	100%	Agree	0	0%	Uncertain	0	0%	Disagree	0	0%	Strongly Disagree	0	0%	 <p>100%</p> <p>● Stron...</p>
Choice	Number	Percentage																			
Strongly Agree	2	100%																			
Agree	0	0%																			
Uncertain	0	0%																			
Disagree	0	0%																			
Strongly Disagree	0	0%																			
9	Classrooms were satisfactory	<table border="1"> <thead> <tr> <th>Choice</th> <th>Number</th> <th>Percentage</th> </tr> </thead> <tbody> <tr> <td>Strongly Agree</td> <td>2</td> <td>100%</td> </tr> <tr> <td>Agree</td> <td>0</td> <td>0%</td> </tr> <tr> <td>Uncertain</td> <td>0</td> <td>0%</td> </tr> <tr> <td>Disagree</td> <td>0</td> <td>0%</td> </tr> <tr> <td>Strongly Disagree</td> <td>0</td> <td>0%</td> </tr> </tbody> </table>	Choice	Number	Percentage	Strongly Agree	2	100%	Agree	0	0%	Uncertain	0	0%	Disagree	0	0%	Strongly Disagree	0	0%	 <p>100%</p> <p>● Stron...</p>
Choice	Number	Percentage																			
Strongly Agree	2	100%																			
Agree	0	0%																			
Uncertain	0	0%																			
Disagree	0	0%																			
Strongly Disagree	0	0%																			

10	Learning materials (Lesson Plans, Course Notes etc.) were relevant and useful	<table border="1"> <thead> <tr> <th>Choice</th> <th>Number</th> <th>Percentage</th> </tr> </thead> <tbody> <tr> <td>Strongly Agree</td> <td>2</td> <td>100%</td> </tr> <tr> <td>Agree</td> <td>0</td> <td>0%</td> </tr> <tr> <td>Uncertain</td> <td>0</td> <td>0%</td> </tr> <tr> <td>Disagree</td> <td>0</td> <td>0%</td> </tr> <tr> <td>Strongly Disagree</td> <td>0</td> <td>0%</td> </tr> </tbody> </table>	Choice	Number	Percentage	Strongly Agree	2	100%	Agree	0	0%	Uncertain	0	0%	Disagree	0	0%	Strongly Disagree	0	0%	 <p>100%</p> <p>● Stron...</p>
Choice	Number	Percentage																			
Strongly Agree	2	100%																			
Agree	0	0%																			
Uncertain	0	0%																			
Disagree	0	0%																			
Strongly Disagree	0	0%																			
11	Recommended reading Books etc. were relevant and appropriate	<table border="1"> <thead> <tr> <th>Choice</th> <th>Number</th> <th>Percentage</th> </tr> </thead> <tbody> <tr> <td>Strongly Agree</td> <td>2</td> <td>100%</td> </tr> <tr> <td>Agree</td> <td>0</td> <td>0%</td> </tr> <tr> <td>Uncertain</td> <td>0</td> <td>0%</td> </tr> <tr> <td>Disagree</td> <td>0</td> <td>0%</td> </tr> <tr> <td>Strongly Disagree</td> <td>0</td> <td>0%</td> </tr> </tbody> </table>	Choice	Number	Percentage	Strongly Agree	2	100%	Agree	0	0%	Uncertain	0	0%	Disagree	0	0%	Strongly Disagree	0	0%	 <p>100%</p> <p>● Stron...</p>
Choice	Number	Percentage																			
Strongly Agree	2	100%																			
Agree	0	0%																			
Uncertain	0	0%																			
Disagree	0	0%																			
Strongly Disagree	0	0%																			
12	The provision of learning resources in the library was adequate and appropriate	<table border="1"> <thead> <tr> <th>Choice</th> <th>Number</th> <th>Percentage</th> </tr> </thead> <tbody> <tr> <td>Strongly Agree</td> <td>2</td> <td>100%</td> </tr> <tr> <td>Agree</td> <td>0</td> <td>0%</td> </tr> <tr> <td>Uncertain</td> <td>0</td> <td>0%</td> </tr> <tr> <td>Disagree</td> <td>0</td> <td>0%</td> </tr> <tr> <td>Strongly Disagree</td> <td>0</td> <td>0%</td> </tr> </tbody> </table>	Choice	Number	Percentage	Strongly Agree	2	100%	Agree	0	0%	Uncertain	0	0%	Disagree	0	0%	Strongly Disagree	0	0%	 <p>100%</p> <p>● Stron...</p>
Choice	Number	Percentage																			
Strongly Agree	2	100%																			
Agree	0	0%																			
Uncertain	0	0%																			
Disagree	0	0%																			
Strongly Disagree	0	0%																			
13	The provision of learning resources on the Web was adequate and appropriate (if relevant)	<table border="1"> <thead> <tr> <th>Choice</th> <th>Number</th> <th>Percentage</th> </tr> </thead> <tbody> <tr> <td>Strongly Agree</td> <td>2</td> <td>100%</td> </tr> <tr> <td>Agree</td> <td>0</td> <td>0%</td> </tr> <tr> <td>Uncertain</td> <td>0</td> <td>0%</td> </tr> <tr> <td>Disagree</td> <td>0</td> <td>0%</td> </tr> <tr> <td>Strongly Disagree</td> <td>0</td> <td>0%</td> </tr> </tbody> </table>	Choice	Number	Percentage	Strongly Agree	2	100%	Agree	0	0%	Uncertain	0	0%	Disagree	0	0%	Strongly Disagree	0	0%	 <p>100%</p> <p>● Stron...</p>
Choice	Number	Percentage																			
Strongly Agree	2	100%																			
Agree	0	0%																			
Uncertain	0	0%																			
Disagree	0	0%																			
Strongly Disagree	0	0%																			
14	The Course stimulated my interest and thought on the subject area	<table border="1"> <thead> <tr> <th>Choice</th> <th>Number</th> <th>Percentage</th> </tr> </thead> <tbody> <tr> <td>Strongly Agree</td> <td>2</td> <td>100%</td> </tr> <tr> <td>Agree</td> <td>0</td> <td>0%</td> </tr> <tr> <td>Uncertain</td> <td>0</td> <td>0%</td> </tr> <tr> <td>Disagree</td> <td>0</td> <td>0%</td> </tr> <tr> <td>Strongly Disagree</td> <td>0</td> <td>0%</td> </tr> </tbody> </table>	Choice	Number	Percentage	Strongly Agree	2	100%	Agree	0	0%	Uncertain	0	0%	Disagree	0	0%	Strongly Disagree	0	0%	 <p>100%</p> <p>● Stron...</p>
Choice	Number	Percentage																			
Strongly Agree	2	100%																			
Agree	0	0%																			
Uncertain	0	0%																			
Disagree	0	0%																			
Strongly Disagree	0	0%																			

15	The pace of the Course was appropriate	<table border="1"> <thead> <tr> <th>Choice</th> <th>Number</th> <th>Percentage</th> </tr> </thead> <tbody> <tr> <td>Strongly Agree</td> <td>2</td> <td>100%</td> </tr> <tr> <td>Agree</td> <td>0</td> <td>0%</td> </tr> <tr> <td>Uncertain</td> <td>0</td> <td>0%</td> </tr> <tr> <td>Disagree</td> <td>0</td> <td>0%</td> </tr> <tr> <td>Strongly Disagree</td> <td>0</td> <td>0%</td> </tr> </tbody> </table>	Choice	Number	Percentage	Strongly Agree	2	100%	Agree	0	0%	Uncertain	0	0%	Disagree	0	0%	Strongly Disagree	0	0%	 <p>100%</p> <ul style="list-style-type: none"> ● Stron...
Choice	Number	Percentage																			
Strongly Agree	2	100%																			
Agree	0	0%																			
Uncertain	0	0%																			
Disagree	0	0%																			
Strongly Disagree	0	0%																			
16	Ideas and concepts were presented clearly	<table border="1"> <thead> <tr> <th>Choice</th> <th>Number</th> <th>Percentage</th> </tr> </thead> <tbody> <tr> <td>Strongly Agree</td> <td>2</td> <td>100%</td> </tr> <tr> <td>Agree</td> <td>0</td> <td>0%</td> </tr> <tr> <td>Uncertain</td> <td>0</td> <td>0%</td> </tr> <tr> <td>Disagree</td> <td>0</td> <td>0%</td> </tr> <tr> <td>Strongly Disagree</td> <td>0</td> <td>0%</td> </tr> </tbody> </table>	Choice	Number	Percentage	Strongly Agree	2	100%	Agree	0	0%	Uncertain	0	0%	Disagree	0	0%	Strongly Disagree	0	0%	 <p>100%</p> <ul style="list-style-type: none"> ● Stron...
Choice	Number	Percentage																			
Strongly Agree	2	100%																			
Agree	0	0%																			
Uncertain	0	0%																			
Disagree	0	0%																			
Strongly Disagree	0	0%																			
17	The method of assessment were reasonable	<table border="1"> <thead> <tr> <th>Choice</th> <th>Number</th> <th>Percentage</th> </tr> </thead> <tbody> <tr> <td>Strongly Agree</td> <td>1</td> <td>50%</td> </tr> <tr> <td>Agree</td> <td>1</td> <td>50%</td> </tr> <tr> <td>Uncertain</td> <td>0</td> <td>0%</td> </tr> <tr> <td>Disagree</td> <td>0</td> <td>0%</td> </tr> <tr> <td>Strongly Disagree</td> <td>0</td> <td>0%</td> </tr> </tbody> </table>	Choice	Number	Percentage	Strongly Agree	1	50%	Agree	1	50%	Uncertain	0	0%	Disagree	0	0%	Strongly Disagree	0	0%	 <p>50% 50%</p> <ul style="list-style-type: none"> ● Stron... ● Agree
Choice	Number	Percentage																			
Strongly Agree	1	50%																			
Agree	1	50%																			
Uncertain	0	0%																			
Disagree	0	0%																			
Strongly Disagree	0	0%																			
18	Feedback on assessment was timely	<table border="1"> <thead> <tr> <th>Choice</th> <th>Number</th> <th>Percentage</th> </tr> </thead> <tbody> <tr> <td>Strongly Agree</td> <td>2</td> <td>100%</td> </tr> <tr> <td>Agree</td> <td>0</td> <td>0%</td> </tr> <tr> <td>Uncertain</td> <td>0</td> <td>0%</td> </tr> <tr> <td>Disagree</td> <td>0</td> <td>0%</td> </tr> <tr> <td>Strongly Disagree</td> <td>0</td> <td>0%</td> </tr> </tbody> </table>	Choice	Number	Percentage	Strongly Agree	2	100%	Agree	0	0%	Uncertain	0	0%	Disagree	0	0%	Strongly Disagree	0	0%	 <p>100%</p> <ul style="list-style-type: none"> ● Stron...
Choice	Number	Percentage																			
Strongly Agree	2	100%																			
Agree	0	0%																			
Uncertain	0	0%																			
Disagree	0	0%																			
Strongly Disagree	0	0%																			
19	Feedback on assessment was helpful	<table border="1"> <thead> <tr> <th>Choice</th> <th>Number</th> <th>Percentage</th> </tr> </thead> <tbody> <tr> <td>Strongly Agree</td> <td>2</td> <td>100%</td> </tr> <tr> <td>Agree</td> <td>0</td> <td>0%</td> </tr> <tr> <td>Uncertain</td> <td>0</td> <td>0%</td> </tr> <tr> <td>Disagree</td> <td>0</td> <td>0%</td> </tr> <tr> <td>Strongly Disagree</td> <td>0</td> <td>0%</td> </tr> </tbody> </table>	Choice	Number	Percentage	Strongly Agree	2	100%	Agree	0	0%	Uncertain	0	0%	Disagree	0	0%	Strongly Disagree	0	0%	 <p>100%</p> <ul style="list-style-type: none"> ● Stron...
Choice	Number	Percentage																			
Strongly Agree	2	100%																			
Agree	0	0%																			
Uncertain	0	0%																			
Disagree	0	0%																			
Strongly Disagree	0	0%																			

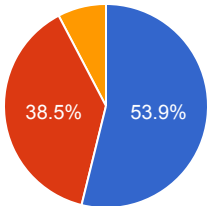
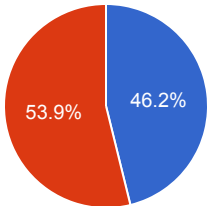
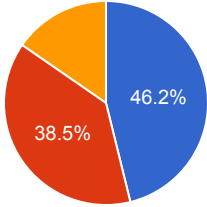
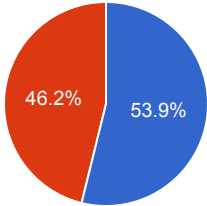
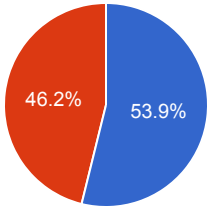
20	I understood the lectures	<table border="1"> <thead> <tr> <th>Choice</th> <th>Number</th> <th>Percentage</th> </tr> </thead> <tbody> <tr> <td>Strongly Agree</td> <td>2</td> <td>100%</td> </tr> <tr> <td>Agree</td> <td>0</td> <td>0%</td> </tr> <tr> <td>Uncertain</td> <td>0</td> <td>0%</td> </tr> <tr> <td>Disagree</td> <td>0</td> <td>0%</td> </tr> <tr> <td>Strongly Disagree</td> <td>0</td> <td>0%</td> </tr> </tbody> </table>	Choice	Number	Percentage	Strongly Agree	2	100%	Agree	0	0%	Uncertain	0	0%	Disagree	0	0%	Strongly Disagree	0	0%	 <p>100%</p> <p>● Stron...</p>
Choice	Number	Percentage																			
Strongly Agree	2	100%																			
Agree	0	0%																			
Uncertain	0	0%																			
Disagree	0	0%																			
Strongly Disagree	0	0%																			
21	The material was well organized and presented	<table border="1"> <thead> <tr> <th>Choice</th> <th>Number</th> <th>Percentage</th> </tr> </thead> <tbody> <tr> <td>Strongly Agree</td> <td>2</td> <td>100%</td> </tr> <tr> <td>Agree</td> <td>0</td> <td>0%</td> </tr> <tr> <td>Uncertain</td> <td>0</td> <td>0%</td> </tr> <tr> <td>Disagree</td> <td>0</td> <td>0%</td> </tr> <tr> <td>Strongly Disagree</td> <td>0</td> <td>0%</td> </tr> </tbody> </table>	Choice	Number	Percentage	Strongly Agree	2	100%	Agree	0	0%	Uncertain	0	0%	Disagree	0	0%	Strongly Disagree	0	0%	 <p>100%</p> <p>● Stron...</p>
Choice	Number	Percentage																			
Strongly Agree	2	100%																			
Agree	0	0%																			
Uncertain	0	0%																			
Disagree	0	0%																			
Strongly Disagree	0	0%																			
22	The instructor was responsive to student needs and problems	<table border="1"> <thead> <tr> <th>Choice</th> <th>Number</th> <th>Percentage</th> </tr> </thead> <tbody> <tr> <td>Strongly Agree</td> <td>2</td> <td>100%</td> </tr> <tr> <td>Agree</td> <td>0</td> <td>0%</td> </tr> <tr> <td>Uncertain</td> <td>0</td> <td>0%</td> </tr> <tr> <td>Disagree</td> <td>0</td> <td>0%</td> </tr> <tr> <td>Strongly Disagree</td> <td>0</td> <td>0%</td> </tr> </tbody> </table>	Choice	Number	Percentage	Strongly Agree	2	100%	Agree	0	0%	Uncertain	0	0%	Disagree	0	0%	Strongly Disagree	0	0%	 <p>100%</p> <p>● Stron...</p>
Choice	Number	Percentage																			
Strongly Agree	2	100%																			
Agree	0	0%																			
Uncertain	0	0%																			
Disagree	0	0%																			
Strongly Disagree	0	0%																			
23	Had the instructor been regular throughout the course	<table border="1"> <thead> <tr> <th>Choice</th> <th>Number</th> <th>Percentage</th> </tr> </thead> <tbody> <tr> <td>Strongly Agree</td> <td>2</td> <td>100%</td> </tr> <tr> <td>Agree</td> <td>0</td> <td>0%</td> </tr> <tr> <td>Uncertain</td> <td>0</td> <td>0%</td> </tr> <tr> <td>Disagree</td> <td>0</td> <td>0%</td> </tr> <tr> <td>Strongly Disagree</td> <td>0</td> <td>0%</td> </tr> </tbody> </table>	Choice	Number	Percentage	Strongly Agree	2	100%	Agree	0	0%	Uncertain	0	0%	Disagree	0	0%	Strongly Disagree	0	0%	 <p>100%</p> <p>● Stron...</p>
Choice	Number	Percentage																			
Strongly Agree	2	100%																			
Agree	0	0%																			
Uncertain	0	0%																			
Disagree	0	0%																			
Strongly Disagree	0	0%																			
24	The material in the tutorials was useful	<table border="1"> <thead> <tr> <th>Choice</th> <th>Number</th> <th>Percentage</th> </tr> </thead> <tbody> <tr> <td>Strongly Agree</td> <td>1</td> <td>50%</td> </tr> <tr> <td>Agree</td> <td>1</td> <td>50%</td> </tr> <tr> <td>Uncertain</td> <td>0</td> <td>0%</td> </tr> <tr> <td>Disagree</td> <td>0</td> <td>0%</td> </tr> <tr> <td>Strongly Disagree</td> <td>0</td> <td>0%</td> </tr> </tbody> </table>	Choice	Number	Percentage	Strongly Agree	1	50%	Agree	1	50%	Uncertain	0	0%	Disagree	0	0%	Strongly Disagree	0	0%	 <p>50%</p> <p>50%</p> <p>● Stron... ● Agree</p>
Choice	Number	Percentage																			
Strongly Agree	1	50%																			
Agree	1	50%																			
Uncertain	0	0%																			
Disagree	0	0%																			
Strongly Disagree	0	0%																			

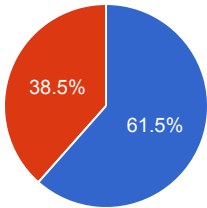
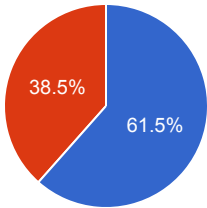
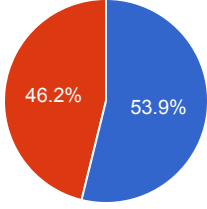
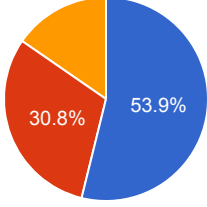
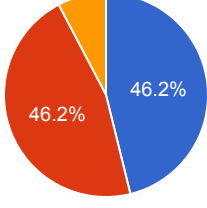
25	I was happy with the amount of work needed for tutorials	<table border="1"> <thead> <tr> <th>Choice</th> <th>Number</th> <th>Percentage</th> </tr> </thead> <tbody> <tr> <td>Strongly Agree</td> <td>2</td> <td>100%</td> </tr> <tr> <td>Agree</td> <td>0</td> <td>0%</td> </tr> <tr> <td>Uncertain</td> <td>0</td> <td>0%</td> </tr> <tr> <td>Disagree</td> <td>0</td> <td>0%</td> </tr> <tr> <td>Strongly Disagree</td> <td>0</td> <td>0%</td> </tr> </tbody> </table>	Choice	Number	Percentage	Strongly Agree	2	100%	Agree	0	0%	Uncertain	0	0%	Disagree	0	0%	Strongly Disagree	0	0%	 <p>100%</p> <ul style="list-style-type: none"> ● Stron...
Choice	Number	Percentage																			
Strongly Agree	2	100%																			
Agree	0	0%																			
Uncertain	0	0%																			
Disagree	0	0%																			
Strongly Disagree	0	0%																			
26	The tutor dealt effectively with my problems	<table border="1"> <thead> <tr> <th>Choice</th> <th>Number</th> <th>Percentage</th> </tr> </thead> <tbody> <tr> <td>Strongly Agree</td> <td>1</td> <td>50%</td> </tr> <tr> <td>Agree</td> <td>1</td> <td>50%</td> </tr> <tr> <td>Uncertain</td> <td>0</td> <td>0%</td> </tr> <tr> <td>Disagree</td> <td>0</td> <td>0%</td> </tr> <tr> <td>Strongly Disagree</td> <td>0</td> <td>0%</td> </tr> </tbody> </table>	Choice	Number	Percentage	Strongly Agree	1	50%	Agree	1	50%	Uncertain	0	0%	Disagree	0	0%	Strongly Disagree	0	0%	 <p>50% 50%</p> <ul style="list-style-type: none"> ● Stron... ● Agree
Choice	Number	Percentage																			
Strongly Agree	1	50%																			
Agree	1	50%																			
Uncertain	0	0%																			
Disagree	0	0%																			
Strongly Disagree	0	0%																			
27	The material in the practicals was useful	<table border="1"> <thead> <tr> <th>Choice</th> <th>Number</th> <th>Percentage</th> </tr> </thead> <tbody> <tr> <td>Strongly Agree</td> <td>2</td> <td>100%</td> </tr> <tr> <td>Agree</td> <td>0</td> <td>0%</td> </tr> <tr> <td>Uncertain</td> <td>0</td> <td>0%</td> </tr> <tr> <td>Disagree</td> <td>0</td> <td>0%</td> </tr> <tr> <td>Strongly Disagree</td> <td>0</td> <td>0%</td> </tr> </tbody> </table>	Choice	Number	Percentage	Strongly Agree	2	100%	Agree	0	0%	Uncertain	0	0%	Disagree	0	0%	Strongly Disagree	0	0%	 <p>100%</p> <ul style="list-style-type: none"> ● Stron...
Choice	Number	Percentage																			
Strongly Agree	2	100%																			
Agree	0	0%																			
Uncertain	0	0%																			
Disagree	0	0%																			
Strongly Disagree	0	0%																			
28	The demonstrators dealt effectively with my problems	<table border="1"> <thead> <tr> <th>Choice</th> <th>Number</th> <th>Percentage</th> </tr> </thead> <tbody> <tr> <td>Strongly Agree</td> <td>2</td> <td>100%</td> </tr> <tr> <td>Agree</td> <td>0</td> <td>0%</td> </tr> <tr> <td>Uncertain</td> <td>0</td> <td>0%</td> </tr> <tr> <td>Disagree</td> <td>0</td> <td>0%</td> </tr> <tr> <td>Strongly Disagree</td> <td>0</td> <td>0%</td> </tr> </tbody> </table>	Choice	Number	Percentage	Strongly Agree	2	100%	Agree	0	0%	Uncertain	0	0%	Disagree	0	0%	Strongly Disagree	0	0%	 <p>100%</p> <ul style="list-style-type: none"> ● Stron...
Choice	Number	Percentage																			
Strongly Agree	2	100%																			
Agree	0	0%																			
Uncertain	0	0%																			
Disagree	0	0%																			
Strongly Disagree	0	0%																			
29	The best features of the Course were	Litrature review Good																			
30	The Course could have been improved by	Class activities Good																			
31	The University does not tolerate discrimination on any irrelevant distinction (e.g. race, age, gender) and is committed to work with diversity in a wholly positive way. Please indicate below anything in relation to this Course which may run counter to this objective	Good																			

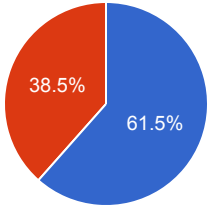
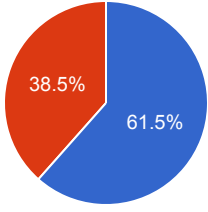
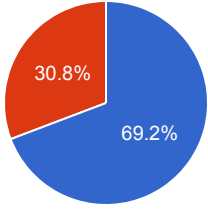
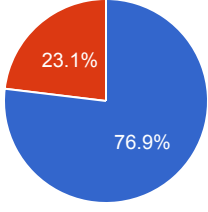
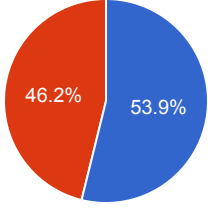
Course Evaluation - Program: 0308

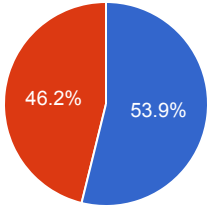
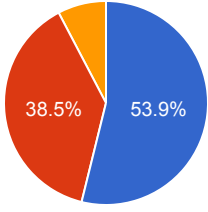
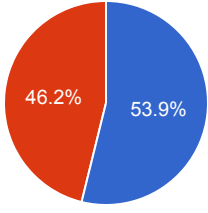
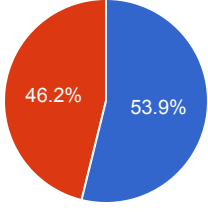
Teacher Name: HAFSAH SADIA		Course ID: MKT-605 Course Title: Strategic Marketing Management		Session: 2017 Fall																			
Shift: Weekend -- Section:		Total Strength: 19		Attempted: 13																			
S.No	Question	Opinions			Chart																		
1	The course objectives were clear	<table border="1"> <thead> <tr> <th>Choice</th> <th>Number</th> <th>Percentage</th> </tr> </thead> <tbody> <tr> <td>Strongly Agree</td> <td>8</td> <td>61.54%</td> </tr> <tr> <td>Agree</td> <td>5</td> <td>38.46%</td> </tr> <tr> <td>Uncertain</td> <td>0</td> <td>0%</td> </tr> <tr> <td>Disagree</td> <td>0</td> <td>0%</td> </tr> <tr> <td>Strongly Disagree</td> <td>0</td> <td>0%</td> </tr> </tbody> </table>	Choice	Number	Percentage	Strongly Agree	8	61.54%	Agree	5	38.46%	Uncertain	0	0%	Disagree	0	0%	Strongly Disagree	0	0%	<p>A pie chart showing the distribution of responses for the question 'The course objectives were clear'. The chart is divided into two segments: a blue segment representing 'Strongly Agree' at 61.5% and a red segment representing 'Agree' at 38.5%. The legend indicates 'Stron...' for blue and 'Agree' for red.</p>		
Choice	Number	Percentage																					
Strongly Agree	8	61.54%																					
Agree	5	38.46%																					
Uncertain	0	0%																					
Disagree	0	0%																					
Strongly Disagree	0	0%																					
2	The Course workload was manageable	<table border="1"> <thead> <tr> <th>Choice</th> <th>Number</th> <th>Percentage</th> </tr> </thead> <tbody> <tr> <td>Strongly Agree</td> <td>6</td> <td>46.15%</td> </tr> <tr> <td>Agree</td> <td>7</td> <td>53.85%</td> </tr> <tr> <td>Uncertain</td> <td>0</td> <td>0%</td> </tr> <tr> <td>Disagree</td> <td>0</td> <td>0%</td> </tr> <tr> <td>Strongly Disagree</td> <td>0</td> <td>0%</td> </tr> </tbody> </table>	Choice	Number	Percentage	Strongly Agree	6	46.15%	Agree	7	53.85%	Uncertain	0	0%	Disagree	0	0%	Strongly Disagree	0	0%	<p>A pie chart showing the distribution of responses for the question 'The Course workload was manageable'. The chart is divided into two segments: a blue segment representing 'Strongly Agree' at 46.2% and a red segment representing 'Agree' at 53.9%. The legend indicates 'Stron...' for blue and 'Agree' for red.</p>		
Choice	Number	Percentage																					
Strongly Agree	6	46.15%																					
Agree	7	53.85%																					
Uncertain	0	0%																					
Disagree	0	0%																					
Strongly Disagree	0	0%																					
3	The Course was well organized (e.g. timely access to materials, notification of changes, etc.)	<table border="1"> <thead> <tr> <th>Choice</th> <th>Number</th> <th>Percentage</th> </tr> </thead> <tbody> <tr> <td>Strongly Agree</td> <td>6</td> <td>46.15%</td> </tr> <tr> <td>Agree</td> <td>6</td> <td>46.15%</td> </tr> <tr> <td>Uncertain</td> <td>1</td> <td>7.69%</td> </tr> <tr> <td>Disagree</td> <td>0</td> <td>0%</td> </tr> <tr> <td>Strongly Disagree</td> <td>0</td> <td>0%</td> </tr> </tbody> </table>	Choice	Number	Percentage	Strongly Agree	6	46.15%	Agree	6	46.15%	Uncertain	1	7.69%	Disagree	0	0%	Strongly Disagree	0	0%	<p>A pie chart showing the distribution of responses for the question 'The Course was well organized (e.g. timely access to materials, notification of changes, etc.)'. The chart is divided into three segments: a blue segment representing 'Strongly Agree' at 46.2%, a red segment representing 'Agree' at 46.2%, and a yellow segment representing 'Uncertain' at 7.69%. The legend indicates 'Stron...' for blue, 'Agree' for red, and 'Unce...' for yellow.</p>		
Choice	Number	Percentage																					
Strongly Agree	6	46.15%																					
Agree	6	46.15%																					
Uncertain	1	7.69%																					
Disagree	0	0%																					
Strongly Disagree	0	0%																					
4	I participated actively in the Course	<table border="1"> <thead> <tr> <th>Choice</th> <th>Number</th> <th>Percentage</th> </tr> </thead> <tbody> <tr> <td>Strongly Agree</td> <td>7</td> <td>53.85%</td> </tr> <tr> <td>Agree</td> <td>6</td> <td>46.15%</td> </tr> <tr> <td>Uncertain</td> <td>0</td> <td>0%</td> </tr> <tr> <td>Disagree</td> <td>0</td> <td>0%</td> </tr> <tr> <td>Strongly Disagree</td> <td>0</td> <td>0%</td> </tr> </tbody> </table>	Choice	Number	Percentage	Strongly Agree	7	53.85%	Agree	6	46.15%	Uncertain	0	0%	Disagree	0	0%	Strongly Disagree	0	0%	<p>A pie chart showing the distribution of responses for the question 'I participated actively in the Course'. The chart is divided into two segments: a blue segment representing 'Strongly Agree' at 53.9% and a red segment representing 'Agree' at 46.2%. The legend indicates 'Stron...' for blue and 'Agree' for red.</p>		
Choice	Number	Percentage																					
Strongly Agree	7	53.85%																					
Agree	6	46.15%																					
Uncertain	0	0%																					
Disagree	0	0%																					
Strongly Disagree	0	0%																					

5	I think I have made progress in this Course	<table border="1"> <thead> <tr> <th>Choice</th> <th>Number</th> <th>Percentage</th> </tr> </thead> <tbody> <tr> <td>Strongly Agree</td> <td>5</td> <td>38.46%</td> </tr> <tr> <td>Agree</td> <td>7</td> <td>53.85%</td> </tr> <tr> <td>Uncertain</td> <td>1</td> <td>7.69%</td> </tr> <tr> <td>Disagree</td> <td>0</td> <td>0%</td> </tr> <tr> <td>Strongly Disagree</td> <td>0</td> <td>0%</td> </tr> </tbody> </table>	Choice	Number	Percentage	Strongly Agree	5	38.46%	Agree	7	53.85%	Uncertain	1	7.69%	Disagree	0	0%	Strongly Disagree	0	0%	<p>Legend: ● Stron... ● Agree ● Unce...</p>
Choice	Number	Percentage																			
Strongly Agree	5	38.46%																			
Agree	7	53.85%																			
Uncertain	1	7.69%																			
Disagree	0	0%																			
Strongly Disagree	0	0%																			
6	I think the Course was well structured to achieve the learning outcomes (there was a good balance of lectures, tutorials, practical etc.)	<table border="1"> <thead> <tr> <th>Choice</th> <th>Number</th> <th>Percentage</th> </tr> </thead> <tbody> <tr> <td>Strongly Agree</td> <td>7</td> <td>53.85%</td> </tr> <tr> <td>Agree</td> <td>5</td> <td>38.46%</td> </tr> <tr> <td>Uncertain</td> <td>1</td> <td>7.69%</td> </tr> <tr> <td>Disagree</td> <td>0</td> <td>0%</td> </tr> <tr> <td>Strongly Disagree</td> <td>0</td> <td>0%</td> </tr> </tbody> </table>	Choice	Number	Percentage	Strongly Agree	7	53.85%	Agree	5	38.46%	Uncertain	1	7.69%	Disagree	0	0%	Strongly Disagree	0	0%	<p>Legend: ● Stron... ● Agree ● Unce...</p>
Choice	Number	Percentage																			
Strongly Agree	7	53.85%																			
Agree	5	38.46%																			
Uncertain	1	7.69%																			
Disagree	0	0%																			
Strongly Disagree	0	0%																			
7	The learning and teaching methods encouraged participation	<table border="1"> <thead> <tr> <th>Choice</th> <th>Number</th> <th>Percentage</th> </tr> </thead> <tbody> <tr> <td>Strongly Agree</td> <td>9</td> <td>69.23%</td> </tr> <tr> <td>Agree</td> <td>4</td> <td>30.77%</td> </tr> <tr> <td>Uncertain</td> <td>0</td> <td>0%</td> </tr> <tr> <td>Disagree</td> <td>0</td> <td>0%</td> </tr> <tr> <td>Strongly Disagree</td> <td>0</td> <td>0%</td> </tr> </tbody> </table>	Choice	Number	Percentage	Strongly Agree	9	69.23%	Agree	4	30.77%	Uncertain	0	0%	Disagree	0	0%	Strongly Disagree	0	0%	<p>Legend: ● Stron... ● Agree</p>
Choice	Number	Percentage																			
Strongly Agree	9	69.23%																			
Agree	4	30.77%																			
Uncertain	0	0%																			
Disagree	0	0%																			
Strongly Disagree	0	0%																			
8	The overall environment in the class was conducive to learning	<table border="1"> <thead> <tr> <th>Choice</th> <th>Number</th> <th>Percentage</th> </tr> </thead> <tbody> <tr> <td>Strongly Agree</td> <td>6</td> <td>46.15%</td> </tr> <tr> <td>Agree</td> <td>7</td> <td>53.85%</td> </tr> <tr> <td>Uncertain</td> <td>0</td> <td>0%</td> </tr> <tr> <td>Disagree</td> <td>0</td> <td>0%</td> </tr> <tr> <td>Strongly Disagree</td> <td>0</td> <td>0%</td> </tr> </tbody> </table>	Choice	Number	Percentage	Strongly Agree	6	46.15%	Agree	7	53.85%	Uncertain	0	0%	Disagree	0	0%	Strongly Disagree	0	0%	<p>Legend: ● Stron... ● Agree</p>
Choice	Number	Percentage																			
Strongly Agree	6	46.15%																			
Agree	7	53.85%																			
Uncertain	0	0%																			
Disagree	0	0%																			
Strongly Disagree	0	0%																			
9	Classrooms were satisfactory	<table border="1"> <thead> <tr> <th>Choice</th> <th>Number</th> <th>Percentage</th> </tr> </thead> <tbody> <tr> <td>Strongly Agree</td> <td>7</td> <td>53.85%</td> </tr> <tr> <td>Agree</td> <td>5</td> <td>38.46%</td> </tr> <tr> <td>Uncertain</td> <td>0</td> <td>0%</td> </tr> <tr> <td>Disagree</td> <td>0</td> <td>0%</td> </tr> <tr> <td>Strongly Disagree</td> <td>1</td> <td>7.69%</td> </tr> </tbody> </table>	Choice	Number	Percentage	Strongly Agree	7	53.85%	Agree	5	38.46%	Uncertain	0	0%	Disagree	0	0%	Strongly Disagree	1	7.69%	<p>Legend: ● Stron... ● Agree ● Stron...</p>
Choice	Number	Percentage																			
Strongly Agree	7	53.85%																			
Agree	5	38.46%																			
Uncertain	0	0%																			
Disagree	0	0%																			
Strongly Disagree	1	7.69%																			

10	Learning materials (Lesson Plans, Course Notes etc.) were relevant and useful	<table border="1"> <thead> <tr> <th>Choice</th> <th>Number</th> <th>Percentage</th> </tr> </thead> <tbody> <tr> <td>Strongly Agree</td> <td>7</td> <td>53.85%</td> </tr> <tr> <td>Agree</td> <td>5</td> <td>38.46%</td> </tr> <tr> <td>Uncertain</td> <td>1</td> <td>7.69%</td> </tr> <tr> <td>Disagree</td> <td>0</td> <td>0%</td> </tr> <tr> <td>Strongly Disagree</td> <td>0</td> <td>0%</td> </tr> </tbody> </table>	Choice	Number	Percentage	Strongly Agree	7	53.85%	Agree	5	38.46%	Uncertain	1	7.69%	Disagree	0	0%	Strongly Disagree	0	0%	 <p> ● Stron... ● Agree ● Unce... </p>
Choice	Number	Percentage																			
Strongly Agree	7	53.85%																			
Agree	5	38.46%																			
Uncertain	1	7.69%																			
Disagree	0	0%																			
Strongly Disagree	0	0%																			
11	Recommended reading Books etc. were relevant and appropriate	<table border="1"> <thead> <tr> <th>Choice</th> <th>Number</th> <th>Percentage</th> </tr> </thead> <tbody> <tr> <td>Strongly Agree</td> <td>6</td> <td>46.15%</td> </tr> <tr> <td>Agree</td> <td>7</td> <td>53.85%</td> </tr> <tr> <td>Uncertain</td> <td>0</td> <td>0%</td> </tr> <tr> <td>Disagree</td> <td>0</td> <td>0%</td> </tr> <tr> <td>Strongly Disagree</td> <td>0</td> <td>0%</td> </tr> </tbody> </table>	Choice	Number	Percentage	Strongly Agree	6	46.15%	Agree	7	53.85%	Uncertain	0	0%	Disagree	0	0%	Strongly Disagree	0	0%	 <p> ● Stron... ● Agree </p>
Choice	Number	Percentage																			
Strongly Agree	6	46.15%																			
Agree	7	53.85%																			
Uncertain	0	0%																			
Disagree	0	0%																			
Strongly Disagree	0	0%																			
12	The provision of learning resources in the library was adequate and appropriate	<table border="1"> <thead> <tr> <th>Choice</th> <th>Number</th> <th>Percentage</th> </tr> </thead> <tbody> <tr> <td>Strongly Agree</td> <td>6</td> <td>46.15%</td> </tr> <tr> <td>Agree</td> <td>5</td> <td>38.46%</td> </tr> <tr> <td>Uncertain</td> <td>2</td> <td>15.38%</td> </tr> <tr> <td>Disagree</td> <td>0</td> <td>0%</td> </tr> <tr> <td>Strongly Disagree</td> <td>0</td> <td>0%</td> </tr> </tbody> </table>	Choice	Number	Percentage	Strongly Agree	6	46.15%	Agree	5	38.46%	Uncertain	2	15.38%	Disagree	0	0%	Strongly Disagree	0	0%	 <p> ● Stron... ● Agree ● Unce... </p>
Choice	Number	Percentage																			
Strongly Agree	6	46.15%																			
Agree	5	38.46%																			
Uncertain	2	15.38%																			
Disagree	0	0%																			
Strongly Disagree	0	0%																			
13	The provision of learning resources on the Web was adequate and appropriate (if relevant)	<table border="1"> <thead> <tr> <th>Choice</th> <th>Number</th> <th>Percentage</th> </tr> </thead> <tbody> <tr> <td>Strongly Agree</td> <td>7</td> <td>53.85%</td> </tr> <tr> <td>Agree</td> <td>6</td> <td>46.15%</td> </tr> <tr> <td>Uncertain</td> <td>0</td> <td>0%</td> </tr> <tr> <td>Disagree</td> <td>0</td> <td>0%</td> </tr> <tr> <td>Strongly Disagree</td> <td>0</td> <td>0%</td> </tr> </tbody> </table>	Choice	Number	Percentage	Strongly Agree	7	53.85%	Agree	6	46.15%	Uncertain	0	0%	Disagree	0	0%	Strongly Disagree	0	0%	 <p> ● Stron... ● Agree </p>
Choice	Number	Percentage																			
Strongly Agree	7	53.85%																			
Agree	6	46.15%																			
Uncertain	0	0%																			
Disagree	0	0%																			
Strongly Disagree	0	0%																			
14	The Course stimulated my interest and thought on the subject area	<table border="1"> <thead> <tr> <th>Choice</th> <th>Number</th> <th>Percentage</th> </tr> </thead> <tbody> <tr> <td>Strongly Agree</td> <td>7</td> <td>53.85%</td> </tr> <tr> <td>Agree</td> <td>6</td> <td>46.15%</td> </tr> <tr> <td>Uncertain</td> <td>0</td> <td>0%</td> </tr> <tr> <td>Disagree</td> <td>0</td> <td>0%</td> </tr> <tr> <td>Strongly Disagree</td> <td>0</td> <td>0%</td> </tr> </tbody> </table>	Choice	Number	Percentage	Strongly Agree	7	53.85%	Agree	6	46.15%	Uncertain	0	0%	Disagree	0	0%	Strongly Disagree	0	0%	 <p> ● Stron... ● Agree </p>
Choice	Number	Percentage																			
Strongly Agree	7	53.85%																			
Agree	6	46.15%																			
Uncertain	0	0%																			
Disagree	0	0%																			
Strongly Disagree	0	0%																			

15	The pace of the Course was appropriate	<table border="1"> <thead> <tr> <th>Choice</th> <th>Number</th> <th>Percentage</th> </tr> </thead> <tbody> <tr> <td>Strongly Agree</td> <td>8</td> <td>61.54%</td> </tr> <tr> <td>Agree</td> <td>5</td> <td>38.46%</td> </tr> <tr> <td>Uncertain</td> <td>0</td> <td>0%</td> </tr> <tr> <td>Disagree</td> <td>0</td> <td>0%</td> </tr> <tr> <td>Strongly Disagree</td> <td>0</td> <td>0%</td> </tr> </tbody> </table>	Choice	Number	Percentage	Strongly Agree	8	61.54%	Agree	5	38.46%	Uncertain	0	0%	Disagree	0	0%	Strongly Disagree	0	0%	 <p> ● Stron... ● Agree </p>
Choice	Number	Percentage																			
Strongly Agree	8	61.54%																			
Agree	5	38.46%																			
Uncertain	0	0%																			
Disagree	0	0%																			
Strongly Disagree	0	0%																			
16	Ideas and concepts were presented clearly	<table border="1"> <thead> <tr> <th>Choice</th> <th>Number</th> <th>Percentage</th> </tr> </thead> <tbody> <tr> <td>Strongly Agree</td> <td>8</td> <td>61.54%</td> </tr> <tr> <td>Agree</td> <td>5</td> <td>38.46%</td> </tr> <tr> <td>Uncertain</td> <td>0</td> <td>0%</td> </tr> <tr> <td>Disagree</td> <td>0</td> <td>0%</td> </tr> <tr> <td>Strongly Disagree</td> <td>0</td> <td>0%</td> </tr> </tbody> </table>	Choice	Number	Percentage	Strongly Agree	8	61.54%	Agree	5	38.46%	Uncertain	0	0%	Disagree	0	0%	Strongly Disagree	0	0%	 <p> ● Stron... ● Agree </p>
Choice	Number	Percentage																			
Strongly Agree	8	61.54%																			
Agree	5	38.46%																			
Uncertain	0	0%																			
Disagree	0	0%																			
Strongly Disagree	0	0%																			
17	The method of assessment were reasonable	<table border="1"> <thead> <tr> <th>Choice</th> <th>Number</th> <th>Percentage</th> </tr> </thead> <tbody> <tr> <td>Strongly Agree</td> <td>7</td> <td>53.85%</td> </tr> <tr> <td>Agree</td> <td>6</td> <td>46.15%</td> </tr> <tr> <td>Uncertain</td> <td>0</td> <td>0%</td> </tr> <tr> <td>Disagree</td> <td>0</td> <td>0%</td> </tr> <tr> <td>Strongly Disagree</td> <td>0</td> <td>0%</td> </tr> </tbody> </table>	Choice	Number	Percentage	Strongly Agree	7	53.85%	Agree	6	46.15%	Uncertain	0	0%	Disagree	0	0%	Strongly Disagree	0	0%	 <p> ● Stron... ● Agree </p>
Choice	Number	Percentage																			
Strongly Agree	7	53.85%																			
Agree	6	46.15%																			
Uncertain	0	0%																			
Disagree	0	0%																			
Strongly Disagree	0	0%																			
18	Feedback on assessment was timely	<table border="1"> <thead> <tr> <th>Choice</th> <th>Number</th> <th>Percentage</th> </tr> </thead> <tbody> <tr> <td>Strongly Agree</td> <td>7</td> <td>53.85%</td> </tr> <tr> <td>Agree</td> <td>4</td> <td>30.77%</td> </tr> <tr> <td>Uncertain</td> <td>2</td> <td>15.38%</td> </tr> <tr> <td>Disagree</td> <td>0</td> <td>0%</td> </tr> <tr> <td>Strongly Disagree</td> <td>0</td> <td>0%</td> </tr> </tbody> </table>	Choice	Number	Percentage	Strongly Agree	7	53.85%	Agree	4	30.77%	Uncertain	2	15.38%	Disagree	0	0%	Strongly Disagree	0	0%	 <p> ● Stron... ● Agree ● Unce... </p>
Choice	Number	Percentage																			
Strongly Agree	7	53.85%																			
Agree	4	30.77%																			
Uncertain	2	15.38%																			
Disagree	0	0%																			
Strongly Disagree	0	0%																			
19	Feedback on assessment was helpful	<table border="1"> <thead> <tr> <th>Choice</th> <th>Number</th> <th>Percentage</th> </tr> </thead> <tbody> <tr> <td>Strongly Agree</td> <td>6</td> <td>46.15%</td> </tr> <tr> <td>Agree</td> <td>6</td> <td>46.15%</td> </tr> <tr> <td>Uncertain</td> <td>1</td> <td>7.69%</td> </tr> <tr> <td>Disagree</td> <td>0</td> <td>0%</td> </tr> <tr> <td>Strongly Disagree</td> <td>0</td> <td>0%</td> </tr> </tbody> </table>	Choice	Number	Percentage	Strongly Agree	6	46.15%	Agree	6	46.15%	Uncertain	1	7.69%	Disagree	0	0%	Strongly Disagree	0	0%	 <p> ● Stron... ● Agree ● Unce... </p>
Choice	Number	Percentage																			
Strongly Agree	6	46.15%																			
Agree	6	46.15%																			
Uncertain	1	7.69%																			
Disagree	0	0%																			
Strongly Disagree	0	0%																			

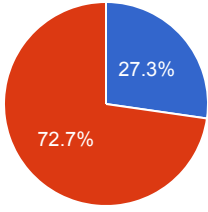
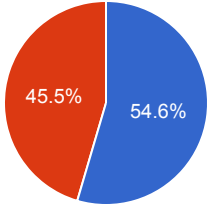
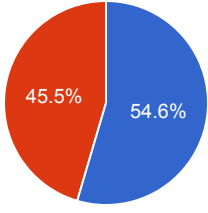
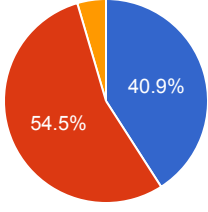
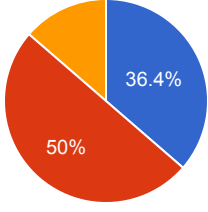
20	I understood the lectures	<table border="1"> <thead> <tr> <th>Choice</th> <th>Number</th> <th>Percentage</th> </tr> </thead> <tbody> <tr> <td>Strongly Agree</td> <td>8</td> <td>61.54%</td> </tr> <tr> <td>Agree</td> <td>5</td> <td>38.46%</td> </tr> <tr> <td>Uncertain</td> <td>0</td> <td>0%</td> </tr> <tr> <td>Disagree</td> <td>0</td> <td>0%</td> </tr> <tr> <td>Strongly Disagree</td> <td>0</td> <td>0%</td> </tr> </tbody> </table>	Choice	Number	Percentage	Strongly Agree	8	61.54%	Agree	5	38.46%	Uncertain	0	0%	Disagree	0	0%	Strongly Disagree	0	0%	 <p>● Stron... ● Agree</p>
Choice	Number	Percentage																			
Strongly Agree	8	61.54%																			
Agree	5	38.46%																			
Uncertain	0	0%																			
Disagree	0	0%																			
Strongly Disagree	0	0%																			
21	The material was well organized and presented	<table border="1"> <thead> <tr> <th>Choice</th> <th>Number</th> <th>Percentage</th> </tr> </thead> <tbody> <tr> <td>Strongly Agree</td> <td>8</td> <td>61.54%</td> </tr> <tr> <td>Agree</td> <td>5</td> <td>38.46%</td> </tr> <tr> <td>Uncertain</td> <td>0</td> <td>0%</td> </tr> <tr> <td>Disagree</td> <td>0</td> <td>0%</td> </tr> <tr> <td>Strongly Disagree</td> <td>0</td> <td>0%</td> </tr> </tbody> </table>	Choice	Number	Percentage	Strongly Agree	8	61.54%	Agree	5	38.46%	Uncertain	0	0%	Disagree	0	0%	Strongly Disagree	0	0%	 <p>● Stron... ● Agree</p>
Choice	Number	Percentage																			
Strongly Agree	8	61.54%																			
Agree	5	38.46%																			
Uncertain	0	0%																			
Disagree	0	0%																			
Strongly Disagree	0	0%																			
22	The instructor was responsive to student needs and problems	<table border="1"> <thead> <tr> <th>Choice</th> <th>Number</th> <th>Percentage</th> </tr> </thead> <tbody> <tr> <td>Strongly Agree</td> <td>9</td> <td>69.23%</td> </tr> <tr> <td>Agree</td> <td>4</td> <td>30.77%</td> </tr> <tr> <td>Uncertain</td> <td>0</td> <td>0%</td> </tr> <tr> <td>Disagree</td> <td>0</td> <td>0%</td> </tr> <tr> <td>Strongly Disagree</td> <td>0</td> <td>0%</td> </tr> </tbody> </table>	Choice	Number	Percentage	Strongly Agree	9	69.23%	Agree	4	30.77%	Uncertain	0	0%	Disagree	0	0%	Strongly Disagree	0	0%	 <p>● Stron... ● Agree</p>
Choice	Number	Percentage																			
Strongly Agree	9	69.23%																			
Agree	4	30.77%																			
Uncertain	0	0%																			
Disagree	0	0%																			
Strongly Disagree	0	0%																			
23	Had the instructor been regular throughout the course	<table border="1"> <thead> <tr> <th>Choice</th> <th>Number</th> <th>Percentage</th> </tr> </thead> <tbody> <tr> <td>Strongly Agree</td> <td>10</td> <td>76.92%</td> </tr> <tr> <td>Agree</td> <td>3</td> <td>23.08%</td> </tr> <tr> <td>Uncertain</td> <td>0</td> <td>0%</td> </tr> <tr> <td>Disagree</td> <td>0</td> <td>0%</td> </tr> <tr> <td>Strongly Disagree</td> <td>0</td> <td>0%</td> </tr> </tbody> </table>	Choice	Number	Percentage	Strongly Agree	10	76.92%	Agree	3	23.08%	Uncertain	0	0%	Disagree	0	0%	Strongly Disagree	0	0%	 <p>● Stron... ● Agree</p>
Choice	Number	Percentage																			
Strongly Agree	10	76.92%																			
Agree	3	23.08%																			
Uncertain	0	0%																			
Disagree	0	0%																			
Strongly Disagree	0	0%																			
24	The material in the tutorials was useful	<table border="1"> <thead> <tr> <th>Choice</th> <th>Number</th> <th>Percentage</th> </tr> </thead> <tbody> <tr> <td>Strongly Agree</td> <td>7</td> <td>53.85%</td> </tr> <tr> <td>Agree</td> <td>6</td> <td>46.15%</td> </tr> <tr> <td>Uncertain</td> <td>0</td> <td>0%</td> </tr> <tr> <td>Disagree</td> <td>0</td> <td>0%</td> </tr> <tr> <td>Strongly Disagree</td> <td>0</td> <td>0%</td> </tr> </tbody> </table>	Choice	Number	Percentage	Strongly Agree	7	53.85%	Agree	6	46.15%	Uncertain	0	0%	Disagree	0	0%	Strongly Disagree	0	0%	 <p>● Stron... ● Agree</p>
Choice	Number	Percentage																			
Strongly Agree	7	53.85%																			
Agree	6	46.15%																			
Uncertain	0	0%																			
Disagree	0	0%																			
Strongly Disagree	0	0%																			

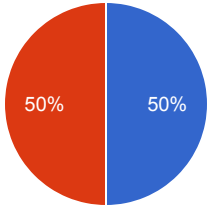
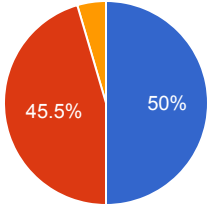
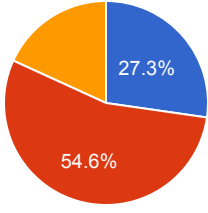
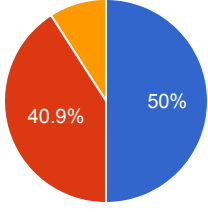
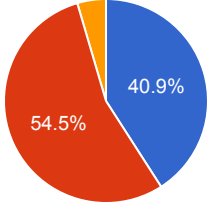
25	I was happy with the amount of work needed for tutorials	<table border="1"> <thead> <tr> <th>Choice</th> <th>Number</th> <th>Percentage</th> </tr> </thead> <tbody> <tr> <td>Strongly Agree</td> <td>7</td> <td>53.85%</td> </tr> <tr> <td>Agree</td> <td>6</td> <td>46.15%</td> </tr> <tr> <td>Uncertain</td> <td>0</td> <td>0%</td> </tr> <tr> <td>Disagree</td> <td>0</td> <td>0%</td> </tr> <tr> <td>Strongly Disagree</td> <td>0</td> <td>0%</td> </tr> </tbody> </table>	Choice	Number	Percentage	Strongly Agree	7	53.85%	Agree	6	46.15%	Uncertain	0	0%	Disagree	0	0%	Strongly Disagree	0	0%	 <p>● Stron... ● Agree</p>
Choice	Number	Percentage																			
Strongly Agree	7	53.85%																			
Agree	6	46.15%																			
Uncertain	0	0%																			
Disagree	0	0%																			
Strongly Disagree	0	0%																			
26	The tutor dealt effectively with my problems	<table border="1"> <thead> <tr> <th>Choice</th> <th>Number</th> <th>Percentage</th> </tr> </thead> <tbody> <tr> <td>Strongly Agree</td> <td>7</td> <td>53.85%</td> </tr> <tr> <td>Agree</td> <td>5</td> <td>38.46%</td> </tr> <tr> <td>Uncertain</td> <td>1</td> <td>7.69%</td> </tr> <tr> <td>Disagree</td> <td>0</td> <td>0%</td> </tr> <tr> <td>Strongly Disagree</td> <td>0</td> <td>0%</td> </tr> </tbody> </table>	Choice	Number	Percentage	Strongly Agree	7	53.85%	Agree	5	38.46%	Uncertain	1	7.69%	Disagree	0	0%	Strongly Disagree	0	0%	 <p>● Stron... ● Agree ● Unce...</p>
Choice	Number	Percentage																			
Strongly Agree	7	53.85%																			
Agree	5	38.46%																			
Uncertain	1	7.69%																			
Disagree	0	0%																			
Strongly Disagree	0	0%																			
27	The material in the practicals was useful	<table border="1"> <thead> <tr> <th>Choice</th> <th>Number</th> <th>Percentage</th> </tr> </thead> <tbody> <tr> <td>Strongly Agree</td> <td>7</td> <td>53.85%</td> </tr> <tr> <td>Agree</td> <td>6</td> <td>46.15%</td> </tr> <tr> <td>Uncertain</td> <td>0</td> <td>0%</td> </tr> <tr> <td>Disagree</td> <td>0</td> <td>0%</td> </tr> <tr> <td>Strongly Disagree</td> <td>0</td> <td>0%</td> </tr> </tbody> </table>	Choice	Number	Percentage	Strongly Agree	7	53.85%	Agree	6	46.15%	Uncertain	0	0%	Disagree	0	0%	Strongly Disagree	0	0%	 <p>● Stron... ● Agree</p>
Choice	Number	Percentage																			
Strongly Agree	7	53.85%																			
Agree	6	46.15%																			
Uncertain	0	0%																			
Disagree	0	0%																			
Strongly Disagree	0	0%																			
28	The demonstrators dealt effectively with my problems	<table border="1"> <thead> <tr> <th>Choice</th> <th>Number</th> <th>Percentage</th> </tr> </thead> <tbody> <tr> <td>Strongly Agree</td> <td>7</td> <td>53.85%</td> </tr> <tr> <td>Agree</td> <td>6</td> <td>46.15%</td> </tr> <tr> <td>Uncertain</td> <td>0</td> <td>0%</td> </tr> <tr> <td>Disagree</td> <td>0</td> <td>0%</td> </tr> <tr> <td>Strongly Disagree</td> <td>0</td> <td>0%</td> </tr> </tbody> </table>	Choice	Number	Percentage	Strongly Agree	7	53.85%	Agree	6	46.15%	Uncertain	0	0%	Disagree	0	0%	Strongly Disagree	0	0%	 <p>● Stron... ● Agree</p>
Choice	Number	Percentage																			
Strongly Agree	7	53.85%																			
Agree	6	46.15%																			
Uncertain	0	0%																			
Disagree	0	0%																			
Strongly Disagree	0	0%																			
29	The best features of the Course were	<p>y ok ok knowledge Ok Okay . Ik The course is based on real marketing strategies. Good Everything The quality of course was enhanced by daily basis case studies and group discussions Agree</p>																			

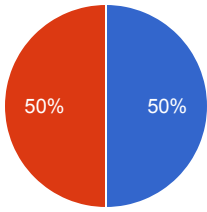
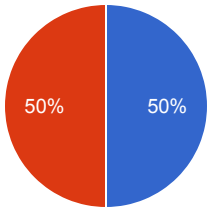
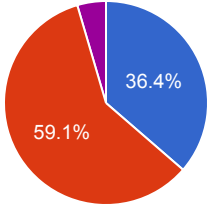
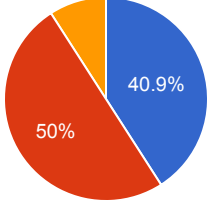
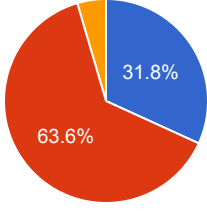
30	The Course could have been improved by	y ok ok this course can be helpful if practicality is there Ok Nice . Ok adding more case studies. Good Practical Work From group discussions Agree
31	The University does not tolerate discrimination on any irrelevant distinction (e.g. race, age, gender) and is committed to work with diversity in a wholly positive way. Please indicate below anything in relation to this Course which may run counter to this objective	y ok ok Nice Equal . Ok N/A Good Nothing Agree

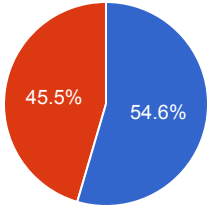
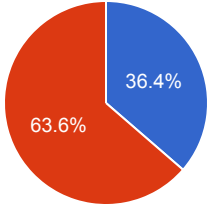
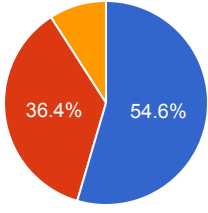
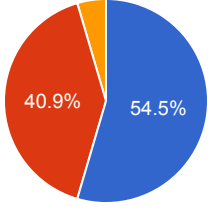
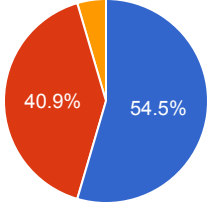
Course Evaluation - Program: 0308

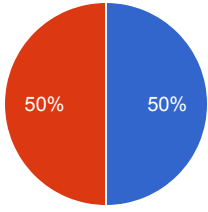
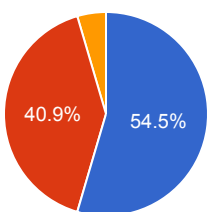
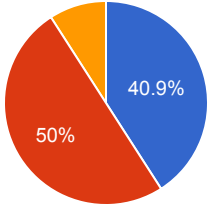
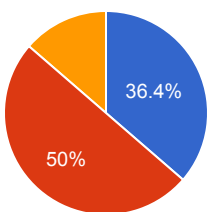
Teacher Name: SAID WALI		Course ID: MGT-608 Course Title: Contemporary Issues in Management		Session: 2017 Fall																			
Shift: Weekend -- Section:		Total Strength: 41		Attempted: 22																			
S.No	Question	Opinions			Chart																		
1	The course objectives were clear	<table border="1"> <thead> <tr> <th>Choice</th> <th>Number</th> <th>Percentage</th> </tr> </thead> <tbody> <tr> <td>Strongly Agree</td> <td>14</td> <td>63.64%</td> </tr> <tr> <td>Agree</td> <td>8</td> <td>36.36%</td> </tr> <tr> <td>Uncertain</td> <td>0</td> <td>0%</td> </tr> <tr> <td>Disagree</td> <td>0</td> <td>0%</td> </tr> <tr> <td>Strongly Disagree</td> <td>0</td> <td>0%</td> </tr> </tbody> </table>	Choice	Number	Percentage	Strongly Agree	14	63.64%	Agree	8	36.36%	Uncertain	0	0%	Disagree	0	0%	Strongly Disagree	0	0%	<p>A pie chart with two segments: a blue segment representing 'Strongly Agree' at 63.6% and a red segment representing 'Agree' at 36.4%. A legend to the right shows a blue circle for 'Stron...' and a red circle for 'Agree'.</p>		
Choice	Number	Percentage																					
Strongly Agree	14	63.64%																					
Agree	8	36.36%																					
Uncertain	0	0%																					
Disagree	0	0%																					
Strongly Disagree	0	0%																					
2	The Course workload was manageable	<table border="1"> <thead> <tr> <th>Choice</th> <th>Number</th> <th>Percentage</th> </tr> </thead> <tbody> <tr> <td>Strongly Agree</td> <td>14</td> <td>63.64%</td> </tr> <tr> <td>Agree</td> <td>8</td> <td>36.36%</td> </tr> <tr> <td>Uncertain</td> <td>0</td> <td>0%</td> </tr> <tr> <td>Disagree</td> <td>0</td> <td>0%</td> </tr> <tr> <td>Strongly Disagree</td> <td>0</td> <td>0%</td> </tr> </tbody> </table>	Choice	Number	Percentage	Strongly Agree	14	63.64%	Agree	8	36.36%	Uncertain	0	0%	Disagree	0	0%	Strongly Disagree	0	0%	<p>A pie chart with two segments: a blue segment representing 'Strongly Agree' at 63.6% and a red segment representing 'Agree' at 36.4%. A legend to the right shows a blue circle for 'Stron...' and a red circle for 'Agree'.</p>		
Choice	Number	Percentage																					
Strongly Agree	14	63.64%																					
Agree	8	36.36%																					
Uncertain	0	0%																					
Disagree	0	0%																					
Strongly Disagree	0	0%																					
3	The Course was well organized (e.g. timely access to materials, notification of changes, etc.)	<table border="1"> <thead> <tr> <th>Choice</th> <th>Number</th> <th>Percentage</th> </tr> </thead> <tbody> <tr> <td>Strongly Agree</td> <td>14</td> <td>63.64%</td> </tr> <tr> <td>Agree</td> <td>8</td> <td>36.36%</td> </tr> <tr> <td>Uncertain</td> <td>0</td> <td>0%</td> </tr> <tr> <td>Disagree</td> <td>0</td> <td>0%</td> </tr> <tr> <td>Strongly Disagree</td> <td>0</td> <td>0%</td> </tr> </tbody> </table>	Choice	Number	Percentage	Strongly Agree	14	63.64%	Agree	8	36.36%	Uncertain	0	0%	Disagree	0	0%	Strongly Disagree	0	0%	<p>A pie chart with two segments: a blue segment representing 'Strongly Agree' at 63.6% and a red segment representing 'Agree' at 36.4%. A legend to the right shows a blue circle for 'Stron...' and a red circle for 'Agree'.</p>		
Choice	Number	Percentage																					
Strongly Agree	14	63.64%																					
Agree	8	36.36%																					
Uncertain	0	0%																					
Disagree	0	0%																					
Strongly Disagree	0	0%																					
4	I participated actively in the Course	<table border="1"> <thead> <tr> <th>Choice</th> <th>Number</th> <th>Percentage</th> </tr> </thead> <tbody> <tr> <td>Strongly Agree</td> <td>12</td> <td>54.55%</td> </tr> <tr> <td>Agree</td> <td>10</td> <td>45.45%</td> </tr> <tr> <td>Uncertain</td> <td>0</td> <td>0%</td> </tr> <tr> <td>Disagree</td> <td>0</td> <td>0%</td> </tr> <tr> <td>Strongly Disagree</td> <td>0</td> <td>0%</td> </tr> </tbody> </table>	Choice	Number	Percentage	Strongly Agree	12	54.55%	Agree	10	45.45%	Uncertain	0	0%	Disagree	0	0%	Strongly Disagree	0	0%	<p>A pie chart with two segments: a blue segment representing 'Strongly Agree' at 54.6% and a red segment representing 'Agree' at 45.5%. A legend to the right shows a blue circle for 'Stron...' and a red circle for 'Agree'.</p>		
Choice	Number	Percentage																					
Strongly Agree	12	54.55%																					
Agree	10	45.45%																					
Uncertain	0	0%																					
Disagree	0	0%																					
Strongly Disagree	0	0%																					

5	I think I have made progress in this Course	<table border="1"> <thead> <tr> <th>Choice</th> <th>Number</th> <th>Percentage</th> </tr> </thead> <tbody> <tr> <td>Strongly Agree</td> <td>6</td> <td>27.27%</td> </tr> <tr> <td>Agree</td> <td>16</td> <td>72.73%</td> </tr> <tr> <td>Uncertain</td> <td>0</td> <td>0%</td> </tr> <tr> <td>Disagree</td> <td>0</td> <td>0%</td> </tr> <tr> <td>Strongly Disagree</td> <td>0</td> <td>0%</td> </tr> </tbody> </table>	Choice	Number	Percentage	Strongly Agree	6	27.27%	Agree	16	72.73%	Uncertain	0	0%	Disagree	0	0%	Strongly Disagree	0	0%	 <p> ● Stron... ● Agree </p>
Choice	Number	Percentage																			
Strongly Agree	6	27.27%																			
Agree	16	72.73%																			
Uncertain	0	0%																			
Disagree	0	0%																			
Strongly Disagree	0	0%																			
6	I think the Course was well structured to achieve the learning outcomes (there was a good balance of lectures, tutorials, practical etc.)	<table border="1"> <thead> <tr> <th>Choice</th> <th>Number</th> <th>Percentage</th> </tr> </thead> <tbody> <tr> <td>Strongly Agree</td> <td>12</td> <td>54.55%</td> </tr> <tr> <td>Agree</td> <td>10</td> <td>45.45%</td> </tr> <tr> <td>Uncertain</td> <td>0</td> <td>0%</td> </tr> <tr> <td>Disagree</td> <td>0</td> <td>0%</td> </tr> <tr> <td>Strongly Disagree</td> <td>0</td> <td>0%</td> </tr> </tbody> </table>	Choice	Number	Percentage	Strongly Agree	12	54.55%	Agree	10	45.45%	Uncertain	0	0%	Disagree	0	0%	Strongly Disagree	0	0%	 <p> ● Stron... ● Agree </p>
Choice	Number	Percentage																			
Strongly Agree	12	54.55%																			
Agree	10	45.45%																			
Uncertain	0	0%																			
Disagree	0	0%																			
Strongly Disagree	0	0%																			
7	The learning and teaching methods encouraged participation	<table border="1"> <thead> <tr> <th>Choice</th> <th>Number</th> <th>Percentage</th> </tr> </thead> <tbody> <tr> <td>Strongly Agree</td> <td>12</td> <td>54.55%</td> </tr> <tr> <td>Agree</td> <td>10</td> <td>45.45%</td> </tr> <tr> <td>Uncertain</td> <td>0</td> <td>0%</td> </tr> <tr> <td>Disagree</td> <td>0</td> <td>0%</td> </tr> <tr> <td>Strongly Disagree</td> <td>0</td> <td>0%</td> </tr> </tbody> </table>	Choice	Number	Percentage	Strongly Agree	12	54.55%	Agree	10	45.45%	Uncertain	0	0%	Disagree	0	0%	Strongly Disagree	0	0%	 <p> ● Stron... ● Agree </p>
Choice	Number	Percentage																			
Strongly Agree	12	54.55%																			
Agree	10	45.45%																			
Uncertain	0	0%																			
Disagree	0	0%																			
Strongly Disagree	0	0%																			
8	The overall environment in the class was conducive to learning	<table border="1"> <thead> <tr> <th>Choice</th> <th>Number</th> <th>Percentage</th> </tr> </thead> <tbody> <tr> <td>Strongly Agree</td> <td>9</td> <td>40.91%</td> </tr> <tr> <td>Agree</td> <td>12</td> <td>54.55%</td> </tr> <tr> <td>Uncertain</td> <td>1</td> <td>4.55%</td> </tr> <tr> <td>Disagree</td> <td>0</td> <td>0%</td> </tr> <tr> <td>Strongly Disagree</td> <td>0</td> <td>0%</td> </tr> </tbody> </table>	Choice	Number	Percentage	Strongly Agree	9	40.91%	Agree	12	54.55%	Uncertain	1	4.55%	Disagree	0	0%	Strongly Disagree	0	0%	 <p> ● Stron... ● Agree ● Unce... </p>
Choice	Number	Percentage																			
Strongly Agree	9	40.91%																			
Agree	12	54.55%																			
Uncertain	1	4.55%																			
Disagree	0	0%																			
Strongly Disagree	0	0%																			
9	Classrooms were satisfactory	<table border="1"> <thead> <tr> <th>Choice</th> <th>Number</th> <th>Percentage</th> </tr> </thead> <tbody> <tr> <td>Strongly Agree</td> <td>8</td> <td>36.36%</td> </tr> <tr> <td>Agree</td> <td>11</td> <td>50%</td> </tr> <tr> <td>Uncertain</td> <td>3</td> <td>13.64%</td> </tr> <tr> <td>Disagree</td> <td>0</td> <td>0%</td> </tr> <tr> <td>Strongly Disagree</td> <td>0</td> <td>0%</td> </tr> </tbody> </table>	Choice	Number	Percentage	Strongly Agree	8	36.36%	Agree	11	50%	Uncertain	3	13.64%	Disagree	0	0%	Strongly Disagree	0	0%	 <p> ● Stron... ● Agree ● Unce... </p>
Choice	Number	Percentage																			
Strongly Agree	8	36.36%																			
Agree	11	50%																			
Uncertain	3	13.64%																			
Disagree	0	0%																			
Strongly Disagree	0	0%																			

10	Learning materials (Lesson Plans, Course Notes etc.) were relevant and useful	<table border="1"> <thead> <tr> <th>Choice</th> <th>Number</th> <th>Percentage</th> </tr> </thead> <tbody> <tr> <td>Strongly Agree</td> <td>11</td> <td>50%</td> </tr> <tr> <td>Agree</td> <td>11</td> <td>50%</td> </tr> <tr> <td>Uncertain</td> <td>0</td> <td>0%</td> </tr> <tr> <td>Disagree</td> <td>0</td> <td>0%</td> </tr> <tr> <td>Strongly Disagree</td> <td>0</td> <td>0%</td> </tr> </tbody> </table>	Choice	Number	Percentage	Strongly Agree	11	50%	Agree	11	50%	Uncertain	0	0%	Disagree	0	0%	Strongly Disagree	0	0%	 <p> ● Stron... ● Agree </p>
Choice	Number	Percentage																			
Strongly Agree	11	50%																			
Agree	11	50%																			
Uncertain	0	0%																			
Disagree	0	0%																			
Strongly Disagree	0	0%																			
11	Recommended reading Books etc. were relevant and appropriate	<table border="1"> <thead> <tr> <th>Choice</th> <th>Number</th> <th>Percentage</th> </tr> </thead> <tbody> <tr> <td>Strongly Agree</td> <td>11</td> <td>50%</td> </tr> <tr> <td>Agree</td> <td>10</td> <td>45.45%</td> </tr> <tr> <td>Uncertain</td> <td>1</td> <td>4.55%</td> </tr> <tr> <td>Disagree</td> <td>0</td> <td>0%</td> </tr> <tr> <td>Strongly Disagree</td> <td>0</td> <td>0%</td> </tr> </tbody> </table>	Choice	Number	Percentage	Strongly Agree	11	50%	Agree	10	45.45%	Uncertain	1	4.55%	Disagree	0	0%	Strongly Disagree	0	0%	 <p> ● Stron... ● Agree ● Unce... </p>
Choice	Number	Percentage																			
Strongly Agree	11	50%																			
Agree	10	45.45%																			
Uncertain	1	4.55%																			
Disagree	0	0%																			
Strongly Disagree	0	0%																			
12	The provision of learning resources in the library was adequate and appropriate	<table border="1"> <thead> <tr> <th>Choice</th> <th>Number</th> <th>Percentage</th> </tr> </thead> <tbody> <tr> <td>Strongly Agree</td> <td>6</td> <td>27.27%</td> </tr> <tr> <td>Agree</td> <td>12</td> <td>54.55%</td> </tr> <tr> <td>Uncertain</td> <td>4</td> <td>18.18%</td> </tr> <tr> <td>Disagree</td> <td>0</td> <td>0%</td> </tr> <tr> <td>Strongly Disagree</td> <td>0</td> <td>0%</td> </tr> </tbody> </table>	Choice	Number	Percentage	Strongly Agree	6	27.27%	Agree	12	54.55%	Uncertain	4	18.18%	Disagree	0	0%	Strongly Disagree	0	0%	 <p> ● Stron... ● Agree ● Unce... </p>
Choice	Number	Percentage																			
Strongly Agree	6	27.27%																			
Agree	12	54.55%																			
Uncertain	4	18.18%																			
Disagree	0	0%																			
Strongly Disagree	0	0%																			
13	The provision of learning resources on the Web was adequate and appropriate (if relevant)	<table border="1"> <thead> <tr> <th>Choice</th> <th>Number</th> <th>Percentage</th> </tr> </thead> <tbody> <tr> <td>Strongly Agree</td> <td>11</td> <td>50%</td> </tr> <tr> <td>Agree</td> <td>9</td> <td>40.91%</td> </tr> <tr> <td>Uncertain</td> <td>2</td> <td>9.09%</td> </tr> <tr> <td>Disagree</td> <td>0</td> <td>0%</td> </tr> <tr> <td>Strongly Disagree</td> <td>0</td> <td>0%</td> </tr> </tbody> </table>	Choice	Number	Percentage	Strongly Agree	11	50%	Agree	9	40.91%	Uncertain	2	9.09%	Disagree	0	0%	Strongly Disagree	0	0%	 <p> ● Stron... ● Agree ● Unce... </p>
Choice	Number	Percentage																			
Strongly Agree	11	50%																			
Agree	9	40.91%																			
Uncertain	2	9.09%																			
Disagree	0	0%																			
Strongly Disagree	0	0%																			
14	The Course stimulated my interest and thought on the subject area	<table border="1"> <thead> <tr> <th>Choice</th> <th>Number</th> <th>Percentage</th> </tr> </thead> <tbody> <tr> <td>Strongly Agree</td> <td>9</td> <td>40.91%</td> </tr> <tr> <td>Agree</td> <td>12</td> <td>54.55%</td> </tr> <tr> <td>Uncertain</td> <td>1</td> <td>4.55%</td> </tr> <tr> <td>Disagree</td> <td>0</td> <td>0%</td> </tr> <tr> <td>Strongly Disagree</td> <td>0</td> <td>0%</td> </tr> </tbody> </table>	Choice	Number	Percentage	Strongly Agree	9	40.91%	Agree	12	54.55%	Uncertain	1	4.55%	Disagree	0	0%	Strongly Disagree	0	0%	 <p> ● Stron... ● Agree ● Unce... </p>
Choice	Number	Percentage																			
Strongly Agree	9	40.91%																			
Agree	12	54.55%																			
Uncertain	1	4.55%																			
Disagree	0	0%																			
Strongly Disagree	0	0%																			

15	The pace of the Course was appropriate	<table border="1"> <thead> <tr> <th>Choice</th> <th>Number</th> <th>Percentage</th> </tr> </thead> <tbody> <tr> <td>Strongly Agree</td> <td>11</td> <td>50%</td> </tr> <tr> <td>Agree</td> <td>11</td> <td>50%</td> </tr> <tr> <td>Uncertain</td> <td>0</td> <td>0%</td> </tr> <tr> <td>Disagree</td> <td>0</td> <td>0%</td> </tr> <tr> <td>Strongly Disagree</td> <td>0</td> <td>0%</td> </tr> </tbody> </table>	Choice	Number	Percentage	Strongly Agree	11	50%	Agree	11	50%	Uncertain	0	0%	Disagree	0	0%	Strongly Disagree	0	0%	 <p> ● Stron... ● Agree </p>
Choice	Number	Percentage																			
Strongly Agree	11	50%																			
Agree	11	50%																			
Uncertain	0	0%																			
Disagree	0	0%																			
Strongly Disagree	0	0%																			
16	Ideas and concepts were presented clearly	<table border="1"> <thead> <tr> <th>Choice</th> <th>Number</th> <th>Percentage</th> </tr> </thead> <tbody> <tr> <td>Strongly Agree</td> <td>11</td> <td>50%</td> </tr> <tr> <td>Agree</td> <td>11</td> <td>50%</td> </tr> <tr> <td>Uncertain</td> <td>0</td> <td>0%</td> </tr> <tr> <td>Disagree</td> <td>0</td> <td>0%</td> </tr> <tr> <td>Strongly Disagree</td> <td>0</td> <td>0%</td> </tr> </tbody> </table>	Choice	Number	Percentage	Strongly Agree	11	50%	Agree	11	50%	Uncertain	0	0%	Disagree	0	0%	Strongly Disagree	0	0%	 <p> ● Stron... ● Agree </p>
Choice	Number	Percentage																			
Strongly Agree	11	50%																			
Agree	11	50%																			
Uncertain	0	0%																			
Disagree	0	0%																			
Strongly Disagree	0	0%																			
17	The method of assessment were reasonable	<table border="1"> <thead> <tr> <th>Choice</th> <th>Number</th> <th>Percentage</th> </tr> </thead> <tbody> <tr> <td>Strongly Agree</td> <td>8</td> <td>36.36%</td> </tr> <tr> <td>Agree</td> <td>13</td> <td>59.09%</td> </tr> <tr> <td>Uncertain</td> <td>0</td> <td>0%</td> </tr> <tr> <td>Disagree</td> <td>0</td> <td>0%</td> </tr> <tr> <td>Strongly Disagree</td> <td>1</td> <td>4.55%</td> </tr> </tbody> </table>	Choice	Number	Percentage	Strongly Agree	8	36.36%	Agree	13	59.09%	Uncertain	0	0%	Disagree	0	0%	Strongly Disagree	1	4.55%	 <p> ● Stron... ● Agree ● Stron... </p>
Choice	Number	Percentage																			
Strongly Agree	8	36.36%																			
Agree	13	59.09%																			
Uncertain	0	0%																			
Disagree	0	0%																			
Strongly Disagree	1	4.55%																			
18	Feedback on assessment was timely	<table border="1"> <thead> <tr> <th>Choice</th> <th>Number</th> <th>Percentage</th> </tr> </thead> <tbody> <tr> <td>Strongly Agree</td> <td>9</td> <td>40.91%</td> </tr> <tr> <td>Agree</td> <td>11</td> <td>50%</td> </tr> <tr> <td>Uncertain</td> <td>2</td> <td>9.09%</td> </tr> <tr> <td>Disagree</td> <td>0</td> <td>0%</td> </tr> <tr> <td>Strongly Disagree</td> <td>0</td> <td>0%</td> </tr> </tbody> </table>	Choice	Number	Percentage	Strongly Agree	9	40.91%	Agree	11	50%	Uncertain	2	9.09%	Disagree	0	0%	Strongly Disagree	0	0%	 <p> ● Stron... ● Agree ● Unce... </p>
Choice	Number	Percentage																			
Strongly Agree	9	40.91%																			
Agree	11	50%																			
Uncertain	2	9.09%																			
Disagree	0	0%																			
Strongly Disagree	0	0%																			
19	Feedback on assessment was helpful	<table border="1"> <thead> <tr> <th>Choice</th> <th>Number</th> <th>Percentage</th> </tr> </thead> <tbody> <tr> <td>Strongly Agree</td> <td>7</td> <td>31.82%</td> </tr> <tr> <td>Agree</td> <td>14</td> <td>63.64%</td> </tr> <tr> <td>Uncertain</td> <td>1</td> <td>4.55%</td> </tr> <tr> <td>Disagree</td> <td>0</td> <td>0%</td> </tr> <tr> <td>Strongly Disagree</td> <td>0</td> <td>0%</td> </tr> </tbody> </table>	Choice	Number	Percentage	Strongly Agree	7	31.82%	Agree	14	63.64%	Uncertain	1	4.55%	Disagree	0	0%	Strongly Disagree	0	0%	 <p> ● Stron... ● Agree ● Unce... </p>
Choice	Number	Percentage																			
Strongly Agree	7	31.82%																			
Agree	14	63.64%																			
Uncertain	1	4.55%																			
Disagree	0	0%																			
Strongly Disagree	0	0%																			

20	I understood the lectures	<table border="1"> <thead> <tr> <th>Choice</th> <th>Number</th> <th>Percentage</th> </tr> </thead> <tbody> <tr> <td>Strongly Agree</td> <td>12</td> <td>54.55%</td> </tr> <tr> <td>Agree</td> <td>10</td> <td>45.45%</td> </tr> <tr> <td>Uncertain</td> <td>0</td> <td>0%</td> </tr> <tr> <td>Disagree</td> <td>0</td> <td>0%</td> </tr> <tr> <td>Strongly Disagree</td> <td>0</td> <td>0%</td> </tr> </tbody> </table>	Choice	Number	Percentage	Strongly Agree	12	54.55%	Agree	10	45.45%	Uncertain	0	0%	Disagree	0	0%	Strongly Disagree	0	0%	 <p> ● Stron... ● Agree </p>
Choice	Number	Percentage																			
Strongly Agree	12	54.55%																			
Agree	10	45.45%																			
Uncertain	0	0%																			
Disagree	0	0%																			
Strongly Disagree	0	0%																			
21	The material was well organized and presented	<table border="1"> <thead> <tr> <th>Choice</th> <th>Number</th> <th>Percentage</th> </tr> </thead> <tbody> <tr> <td>Strongly Agree</td> <td>8</td> <td>36.36%</td> </tr> <tr> <td>Agree</td> <td>14</td> <td>63.64%</td> </tr> <tr> <td>Uncertain</td> <td>0</td> <td>0%</td> </tr> <tr> <td>Disagree</td> <td>0</td> <td>0%</td> </tr> <tr> <td>Strongly Disagree</td> <td>0</td> <td>0%</td> </tr> </tbody> </table>	Choice	Number	Percentage	Strongly Agree	8	36.36%	Agree	14	63.64%	Uncertain	0	0%	Disagree	0	0%	Strongly Disagree	0	0%	 <p> ● Stron... ● Agree </p>
Choice	Number	Percentage																			
Strongly Agree	8	36.36%																			
Agree	14	63.64%																			
Uncertain	0	0%																			
Disagree	0	0%																			
Strongly Disagree	0	0%																			
22	The instructor was responsive to student needs and problems	<table border="1"> <thead> <tr> <th>Choice</th> <th>Number</th> <th>Percentage</th> </tr> </thead> <tbody> <tr> <td>Strongly Agree</td> <td>12</td> <td>54.55%</td> </tr> <tr> <td>Agree</td> <td>8</td> <td>36.36%</td> </tr> <tr> <td>Uncertain</td> <td>2</td> <td>9.09%</td> </tr> <tr> <td>Disagree</td> <td>0</td> <td>0%</td> </tr> <tr> <td>Strongly Disagree</td> <td>0</td> <td>0%</td> </tr> </tbody> </table>	Choice	Number	Percentage	Strongly Agree	12	54.55%	Agree	8	36.36%	Uncertain	2	9.09%	Disagree	0	0%	Strongly Disagree	0	0%	 <p> ● Stron... ● Agree ● Unce... </p>
Choice	Number	Percentage																			
Strongly Agree	12	54.55%																			
Agree	8	36.36%																			
Uncertain	2	9.09%																			
Disagree	0	0%																			
Strongly Disagree	0	0%																			
23	Had the instructor been regular throughout the course	<table border="1"> <thead> <tr> <th>Choice</th> <th>Number</th> <th>Percentage</th> </tr> </thead> <tbody> <tr> <td>Strongly Agree</td> <td>12</td> <td>54.55%</td> </tr> <tr> <td>Agree</td> <td>9</td> <td>40.91%</td> </tr> <tr> <td>Uncertain</td> <td>1</td> <td>4.55%</td> </tr> <tr> <td>Disagree</td> <td>0</td> <td>0%</td> </tr> <tr> <td>Strongly Disagree</td> <td>0</td> <td>0%</td> </tr> </tbody> </table>	Choice	Number	Percentage	Strongly Agree	12	54.55%	Agree	9	40.91%	Uncertain	1	4.55%	Disagree	0	0%	Strongly Disagree	0	0%	 <p> ● Stron... ● Agree ● Unce... </p>
Choice	Number	Percentage																			
Strongly Agree	12	54.55%																			
Agree	9	40.91%																			
Uncertain	1	4.55%																			
Disagree	0	0%																			
Strongly Disagree	0	0%																			
24	The material in the tutorials was useful	<table border="1"> <thead> <tr> <th>Choice</th> <th>Number</th> <th>Percentage</th> </tr> </thead> <tbody> <tr> <td>Strongly Agree</td> <td>12</td> <td>54.55%</td> </tr> <tr> <td>Agree</td> <td>9</td> <td>40.91%</td> </tr> <tr> <td>Uncertain</td> <td>1</td> <td>4.55%</td> </tr> <tr> <td>Disagree</td> <td>0</td> <td>0%</td> </tr> <tr> <td>Strongly Disagree</td> <td>0</td> <td>0%</td> </tr> </tbody> </table>	Choice	Number	Percentage	Strongly Agree	12	54.55%	Agree	9	40.91%	Uncertain	1	4.55%	Disagree	0	0%	Strongly Disagree	0	0%	 <p> ● Stron... ● Agree ● Unce... </p>
Choice	Number	Percentage																			
Strongly Agree	12	54.55%																			
Agree	9	40.91%																			
Uncertain	1	4.55%																			
Disagree	0	0%																			
Strongly Disagree	0	0%																			

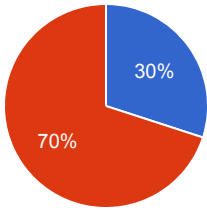
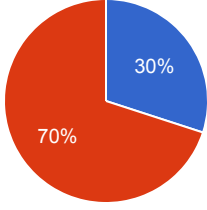
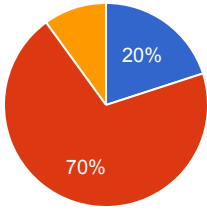
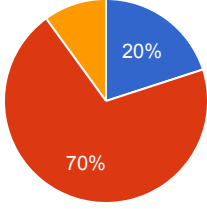
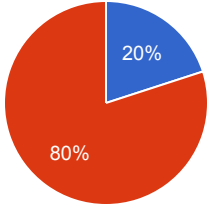
25	I was happy with the amount of work needed for tutorials	<table border="1"> <thead> <tr> <th>Choice</th> <th>Number</th> <th>Percentage</th> </tr> </thead> <tbody> <tr> <td>Strongly Agree</td> <td>11</td> <td>50%</td> </tr> <tr> <td>Agree</td> <td>11</td> <td>50%</td> </tr> <tr> <td>Uncertain</td> <td>0</td> <td>0%</td> </tr> <tr> <td>Disagree</td> <td>0</td> <td>0%</td> </tr> <tr> <td>Strongly Disagree</td> <td>0</td> <td>0%</td> </tr> </tbody> </table>	Choice	Number	Percentage	Strongly Agree	11	50%	Agree	11	50%	Uncertain	0	0%	Disagree	0	0%	Strongly Disagree	0	0%	 <p> ● Stron... ● Agree </p>
Choice	Number	Percentage																			
Strongly Agree	11	50%																			
Agree	11	50%																			
Uncertain	0	0%																			
Disagree	0	0%																			
Strongly Disagree	0	0%																			
26	The tutor dealt effectively with my problems	<table border="1"> <thead> <tr> <th>Choice</th> <th>Number</th> <th>Percentage</th> </tr> </thead> <tbody> <tr> <td>Strongly Agree</td> <td>12</td> <td>54.55%</td> </tr> <tr> <td>Agree</td> <td>9</td> <td>40.91%</td> </tr> <tr> <td>Uncertain</td> <td>1</td> <td>4.55%</td> </tr> <tr> <td>Disagree</td> <td>0</td> <td>0%</td> </tr> <tr> <td>Strongly Disagree</td> <td>0</td> <td>0%</td> </tr> </tbody> </table>	Choice	Number	Percentage	Strongly Agree	12	54.55%	Agree	9	40.91%	Uncertain	1	4.55%	Disagree	0	0%	Strongly Disagree	0	0%	 <p> ● Stron... ● Agree ● Unce... </p>
Choice	Number	Percentage																			
Strongly Agree	12	54.55%																			
Agree	9	40.91%																			
Uncertain	1	4.55%																			
Disagree	0	0%																			
Strongly Disagree	0	0%																			
27	The material in the practicals was useful	<table border="1"> <thead> <tr> <th>Choice</th> <th>Number</th> <th>Percentage</th> </tr> </thead> <tbody> <tr> <td>Strongly Agree</td> <td>9</td> <td>40.91%</td> </tr> <tr> <td>Agree</td> <td>11</td> <td>50%</td> </tr> <tr> <td>Uncertain</td> <td>2</td> <td>9.09%</td> </tr> <tr> <td>Disagree</td> <td>0</td> <td>0%</td> </tr> <tr> <td>Strongly Disagree</td> <td>0</td> <td>0%</td> </tr> </tbody> </table>	Choice	Number	Percentage	Strongly Agree	9	40.91%	Agree	11	50%	Uncertain	2	9.09%	Disagree	0	0%	Strongly Disagree	0	0%	 <p> ● Stron... ● Agree ● Unce... </p>
Choice	Number	Percentage																			
Strongly Agree	9	40.91%																			
Agree	11	50%																			
Uncertain	2	9.09%																			
Disagree	0	0%																			
Strongly Disagree	0	0%																			
28	The demonstrators dealt effectively with my problems	<table border="1"> <thead> <tr> <th>Choice</th> <th>Number</th> <th>Percentage</th> </tr> </thead> <tbody> <tr> <td>Strongly Agree</td> <td>8</td> <td>36.36%</td> </tr> <tr> <td>Agree</td> <td>11</td> <td>50%</td> </tr> <tr> <td>Uncertain</td> <td>3</td> <td>13.64%</td> </tr> <tr> <td>Disagree</td> <td>0</td> <td>0%</td> </tr> <tr> <td>Strongly Disagree</td> <td>0</td> <td>0%</td> </tr> </tbody> </table>	Choice	Number	Percentage	Strongly Agree	8	36.36%	Agree	11	50%	Uncertain	3	13.64%	Disagree	0	0%	Strongly Disagree	0	0%	 <p> ● Stron... ● Agree ● Unce... </p>
Choice	Number	Percentage																			
Strongly Agree	8	36.36%																			
Agree	11	50%																			
Uncertain	3	13.64%																			
Disagree	0	0%																			
Strongly Disagree	0	0%																			

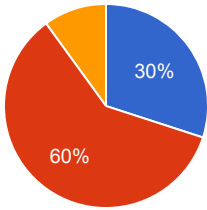
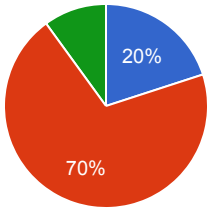
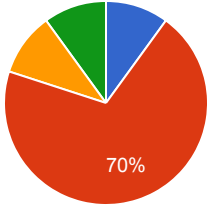
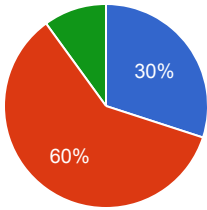
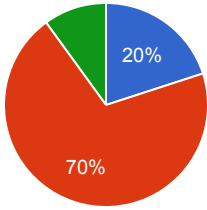
29	The best features of the Course were	<p>The course was relevant to the managerial issues</p> <p>satisfactory</p> <p>satisfactory</p> <p>csr and inovation are best feature of subjects</p> <p>satisfactory</p> <p>N/A</p> <p>nil</p> <p>The course delivered in practically manner and we have discussed practical cases along with case studies.</p> <p>nil</p> <p>y</p> <p>ok</p> <p>ok</p> <p>discussion between students and teachers</p> <p>Ok</p> <p>Overall good</p> <p>.</p> <p>N/A</p> <p>The course is based on real managerial issues.</p> <p>Good</p> <p>Everything</p> <p>Course was Contemproray issues in management and we most of the watching motivational videos in classroom. Whether it will help us in research process?</p> <p>Agree</p>
30	The Course could have been improved by	<p>By adding some updated and new style of topics.....Mostly there were history included in the course which is not related to the practical life or current managerial issues.</p> <p>satisfactory</p> <p>satisfactory</p> <p>yes some practical activities should be added</p> <p>satisfactory</p> <p>N/A</p> <p>nil</p> <p>Adding more case studies.</p> <p>nil</p> <p>y</p> <p>ok</p> <p>ok</p> <p>real life examples</p> <p>All rights</p> <p>It's ok</p> <p>.</p> <p>N/A</p> <p>Documenteries.</p> <p>Good</p> <p>Practical Knowledge</p> <p>Bringing PhD Professor with full of professional experiance and bring those courses who help students in research problems and issues. Bring group discussions and simulations</p> <p>Agree</p>
31	The University does not tolerate discrimination on any irrelevant distinction (e.g. race, age, gender) and is committed to work with diversity in a wholly positive way. Please indicate below anything in relation to this Course which may run counter to this objective	<p>satisfactory</p> <p>satisfactory</p> <p>sir methods are good and course is up to date</p> <p>satisfactory</p> <p>N/A</p> <p>nil</p> <p>Nothing</p> <p>nil</p> <p>y</p> <p>ok</p> <p>ok</p> <p>Ok</p> <p>Overall good</p> <p>N/A</p> <p>N/A</p> <p>Good</p> <p>Nothing</p> <p>NA</p> <p>Agree</p>

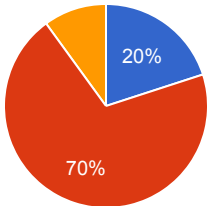
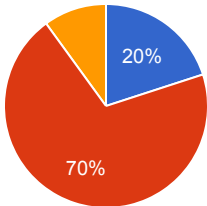
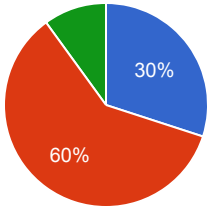
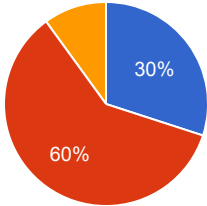
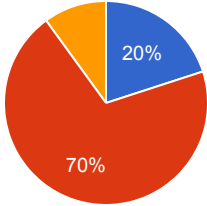


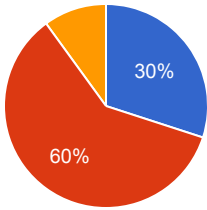
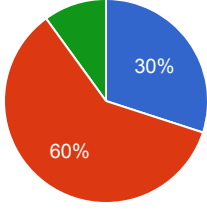
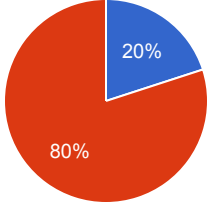
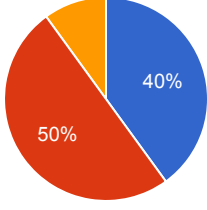
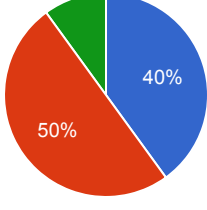
Course Evaluation - Program: 0308

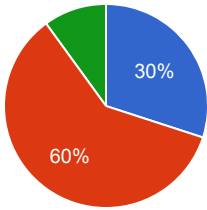
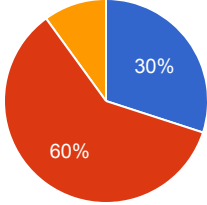
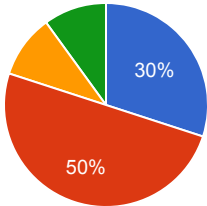
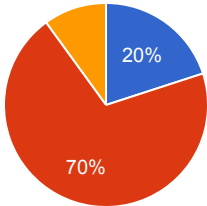
Teacher Name: ZAIN ULLAH		Course ID: FIN-612 Course Title: Financial Risk Management		Session: 2017 Fall																			
Shift: Weekend -- Section:		Total Strength: 27		Attempted: 10																			
S.No	Question	Opinions			Chart																		
1	The course objectives were clear	<table border="1"> <thead> <tr> <th>Choice</th> <th>Number</th> <th>Percentage</th> </tr> </thead> <tbody> <tr> <td>Strongly Agree</td> <td>4</td> <td>40%</td> </tr> <tr> <td>Agree</td> <td>6</td> <td>60%</td> </tr> <tr> <td>Uncertain</td> <td>0</td> <td>0%</td> </tr> <tr> <td>Disagree</td> <td>0</td> <td>0%</td> </tr> <tr> <td>Strongly Disagree</td> <td>0</td> <td>0%</td> </tr> </tbody> </table>	Choice	Number	Percentage	Strongly Agree	4	40%	Agree	6	60%	Uncertain	0	0%	Disagree	0	0%	Strongly Disagree	0	0%	<p>A pie chart showing the distribution of responses for the question 'The course objectives were clear'. The chart is divided into two segments: a blue segment representing 'Strongly Agree' at 40% and a red segment representing 'Agree' at 60%. There are no other segments shown.</p>		
Choice	Number	Percentage																					
Strongly Agree	4	40%																					
Agree	6	60%																					
Uncertain	0	0%																					
Disagree	0	0%																					
Strongly Disagree	0	0%																					
2	The Course workload was manageable	<table border="1"> <thead> <tr> <th>Choice</th> <th>Number</th> <th>Percentage</th> </tr> </thead> <tbody> <tr> <td>Strongly Agree</td> <td>3</td> <td>30%</td> </tr> <tr> <td>Agree</td> <td>7</td> <td>70%</td> </tr> <tr> <td>Uncertain</td> <td>0</td> <td>0%</td> </tr> <tr> <td>Disagree</td> <td>0</td> <td>0%</td> </tr> <tr> <td>Strongly Disagree</td> <td>0</td> <td>0%</td> </tr> </tbody> </table>	Choice	Number	Percentage	Strongly Agree	3	30%	Agree	7	70%	Uncertain	0	0%	Disagree	0	0%	Strongly Disagree	0	0%	<p>A pie chart showing the distribution of responses for the question 'The Course workload was manageable'. The chart is divided into two segments: a blue segment representing 'Strongly Agree' at 30% and a red segment representing 'Agree' at 70%. There are no other segments shown.</p>		
Choice	Number	Percentage																					
Strongly Agree	3	30%																					
Agree	7	70%																					
Uncertain	0	0%																					
Disagree	0	0%																					
Strongly Disagree	0	0%																					
3	The Course was well organized (e.g. timely access to materials, notification of changes, etc.)	<table border="1"> <thead> <tr> <th>Choice</th> <th>Number</th> <th>Percentage</th> </tr> </thead> <tbody> <tr> <td>Strongly Agree</td> <td>4</td> <td>40%</td> </tr> <tr> <td>Agree</td> <td>6</td> <td>60%</td> </tr> <tr> <td>Uncertain</td> <td>0</td> <td>0%</td> </tr> <tr> <td>Disagree</td> <td>0</td> <td>0%</td> </tr> <tr> <td>Strongly Disagree</td> <td>0</td> <td>0%</td> </tr> </tbody> </table>	Choice	Number	Percentage	Strongly Agree	4	40%	Agree	6	60%	Uncertain	0	0%	Disagree	0	0%	Strongly Disagree	0	0%	<p>A pie chart showing the distribution of responses for the question 'The Course was well organized (e.g. timely access to materials, notification of changes, etc.)'. The chart is divided into two segments: a blue segment representing 'Strongly Agree' at 40% and a red segment representing 'Agree' at 60%. There are no other segments shown.</p>		
Choice	Number	Percentage																					
Strongly Agree	4	40%																					
Agree	6	60%																					
Uncertain	0	0%																					
Disagree	0	0%																					
Strongly Disagree	0	0%																					
4	I participated actively in the Course	<table border="1"> <thead> <tr> <th>Choice</th> <th>Number</th> <th>Percentage</th> </tr> </thead> <tbody> <tr> <td>Strongly Agree</td> <td>2</td> <td>20%</td> </tr> <tr> <td>Agree</td> <td>7</td> <td>70%</td> </tr> <tr> <td>Uncertain</td> <td>1</td> <td>10%</td> </tr> <tr> <td>Disagree</td> <td>0</td> <td>0%</td> </tr> <tr> <td>Strongly Disagree</td> <td>0</td> <td>0%</td> </tr> </tbody> </table>	Choice	Number	Percentage	Strongly Agree	2	20%	Agree	7	70%	Uncertain	1	10%	Disagree	0	0%	Strongly Disagree	0	0%	<p>A pie chart showing the distribution of responses for the question 'I participated actively in the Course'. The chart is divided into three segments: a blue segment representing 'Strongly Agree' at 20%, a red segment representing 'Agree' at 70%, and a yellow segment representing 'Uncertain' at 10%. There are no other segments shown.</p>		
Choice	Number	Percentage																					
Strongly Agree	2	20%																					
Agree	7	70%																					
Uncertain	1	10%																					
Disagree	0	0%																					
Strongly Disagree	0	0%																					

5	I think I have made progress in this Course	<table border="1"> <thead> <tr> <th>Choice</th> <th>Number</th> <th>Percentage</th> </tr> </thead> <tbody> <tr> <td>Strongly Agree</td> <td>3</td> <td>30%</td> </tr> <tr> <td>Agree</td> <td>7</td> <td>70%</td> </tr> <tr> <td>Uncertain</td> <td>0</td> <td>0%</td> </tr> <tr> <td>Disagree</td> <td>0</td> <td>0%</td> </tr> <tr> <td>Strongly Disagree</td> <td>0</td> <td>0%</td> </tr> </tbody> </table>	Choice	Number	Percentage	Strongly Agree	3	30%	Agree	7	70%	Uncertain	0	0%	Disagree	0	0%	Strongly Disagree	0	0%	 <p>● Stron... ● Agree</p>
Choice	Number	Percentage																			
Strongly Agree	3	30%																			
Agree	7	70%																			
Uncertain	0	0%																			
Disagree	0	0%																			
Strongly Disagree	0	0%																			
6	I think the Course was well structured to achieve the learning outcomes (there was a good balance of lectures, tutorials, practical etc.)	<table border="1"> <thead> <tr> <th>Choice</th> <th>Number</th> <th>Percentage</th> </tr> </thead> <tbody> <tr> <td>Strongly Agree</td> <td>3</td> <td>30%</td> </tr> <tr> <td>Agree</td> <td>7</td> <td>70%</td> </tr> <tr> <td>Uncertain</td> <td>0</td> <td>0%</td> </tr> <tr> <td>Disagree</td> <td>0</td> <td>0%</td> </tr> <tr> <td>Strongly Disagree</td> <td>0</td> <td>0%</td> </tr> </tbody> </table>	Choice	Number	Percentage	Strongly Agree	3	30%	Agree	7	70%	Uncertain	0	0%	Disagree	0	0%	Strongly Disagree	0	0%	 <p>● Stron... ● Agree</p>
Choice	Number	Percentage																			
Strongly Agree	3	30%																			
Agree	7	70%																			
Uncertain	0	0%																			
Disagree	0	0%																			
Strongly Disagree	0	0%																			
7	The learning and teaching methods encouraged participation	<table border="1"> <thead> <tr> <th>Choice</th> <th>Number</th> <th>Percentage</th> </tr> </thead> <tbody> <tr> <td>Strongly Agree</td> <td>2</td> <td>20%</td> </tr> <tr> <td>Agree</td> <td>7</td> <td>70%</td> </tr> <tr> <td>Uncertain</td> <td>1</td> <td>10%</td> </tr> <tr> <td>Disagree</td> <td>0</td> <td>0%</td> </tr> <tr> <td>Strongly Disagree</td> <td>0</td> <td>0%</td> </tr> </tbody> </table>	Choice	Number	Percentage	Strongly Agree	2	20%	Agree	7	70%	Uncertain	1	10%	Disagree	0	0%	Strongly Disagree	0	0%	 <p>● Stron... ● Agree ● Unce...</p>
Choice	Number	Percentage																			
Strongly Agree	2	20%																			
Agree	7	70%																			
Uncertain	1	10%																			
Disagree	0	0%																			
Strongly Disagree	0	0%																			
8	The overall environment in the class was conducive to learning	<table border="1"> <thead> <tr> <th>Choice</th> <th>Number</th> <th>Percentage</th> </tr> </thead> <tbody> <tr> <td>Strongly Agree</td> <td>2</td> <td>20%</td> </tr> <tr> <td>Agree</td> <td>7</td> <td>70%</td> </tr> <tr> <td>Uncertain</td> <td>1</td> <td>10%</td> </tr> <tr> <td>Disagree</td> <td>0</td> <td>0%</td> </tr> <tr> <td>Strongly Disagree</td> <td>0</td> <td>0%</td> </tr> </tbody> </table>	Choice	Number	Percentage	Strongly Agree	2	20%	Agree	7	70%	Uncertain	1	10%	Disagree	0	0%	Strongly Disagree	0	0%	 <p>● Stron... ● Agree ● Unce...</p>
Choice	Number	Percentage																			
Strongly Agree	2	20%																			
Agree	7	70%																			
Uncertain	1	10%																			
Disagree	0	0%																			
Strongly Disagree	0	0%																			
9	Classrooms were satisfactory	<table border="1"> <thead> <tr> <th>Choice</th> <th>Number</th> <th>Percentage</th> </tr> </thead> <tbody> <tr> <td>Strongly Agree</td> <td>2</td> <td>20%</td> </tr> <tr> <td>Agree</td> <td>8</td> <td>80%</td> </tr> <tr> <td>Uncertain</td> <td>0</td> <td>0%</td> </tr> <tr> <td>Disagree</td> <td>0</td> <td>0%</td> </tr> <tr> <td>Strongly Disagree</td> <td>0</td> <td>0%</td> </tr> </tbody> </table>	Choice	Number	Percentage	Strongly Agree	2	20%	Agree	8	80%	Uncertain	0	0%	Disagree	0	0%	Strongly Disagree	0	0%	 <p>● Stron... ● Agree</p>
Choice	Number	Percentage																			
Strongly Agree	2	20%																			
Agree	8	80%																			
Uncertain	0	0%																			
Disagree	0	0%																			
Strongly Disagree	0	0%																			

10	Learning materials (Lesson Plans, Course Notes etc.) were relevant and useful	<table border="1"> <thead> <tr> <th>Choice</th> <th>Number</th> <th>Percentage</th> </tr> </thead> <tbody> <tr> <td>Strongly Agree</td> <td>3</td> <td>30%</td> </tr> <tr> <td>Agree</td> <td>6</td> <td>60%</td> </tr> <tr> <td>Uncertain</td> <td>1</td> <td>10%</td> </tr> <tr> <td>Disagree</td> <td>0</td> <td>0%</td> </tr> <tr> <td>Strongly Disagree</td> <td>0</td> <td>0%</td> </tr> </tbody> </table>	Choice	Number	Percentage	Strongly Agree	3	30%	Agree	6	60%	Uncertain	1	10%	Disagree	0	0%	Strongly Disagree	0	0%	 <ul style="list-style-type: none"> ● Stron... ● Agree ● Unce...
Choice	Number	Percentage																			
Strongly Agree	3	30%																			
Agree	6	60%																			
Uncertain	1	10%																			
Disagree	0	0%																			
Strongly Disagree	0	0%																			
11	Recommended reading Books etc. were relevant and appropriate	<table border="1"> <thead> <tr> <th>Choice</th> <th>Number</th> <th>Percentage</th> </tr> </thead> <tbody> <tr> <td>Strongly Agree</td> <td>2</td> <td>20%</td> </tr> <tr> <td>Agree</td> <td>7</td> <td>70%</td> </tr> <tr> <td>Uncertain</td> <td>0</td> <td>0%</td> </tr> <tr> <td>Disagree</td> <td>1</td> <td>10%</td> </tr> <tr> <td>Strongly Disagree</td> <td>0</td> <td>0%</td> </tr> </tbody> </table>	Choice	Number	Percentage	Strongly Agree	2	20%	Agree	7	70%	Uncertain	0	0%	Disagree	1	10%	Strongly Disagree	0	0%	 <ul style="list-style-type: none"> ● Stron... ● Agree ● Disa...
Choice	Number	Percentage																			
Strongly Agree	2	20%																			
Agree	7	70%																			
Uncertain	0	0%																			
Disagree	1	10%																			
Strongly Disagree	0	0%																			
12	The provision of learning resources in the library was adequate and appropriate	<table border="1"> <thead> <tr> <th>Choice</th> <th>Number</th> <th>Percentage</th> </tr> </thead> <tbody> <tr> <td>Strongly Agree</td> <td>1</td> <td>10%</td> </tr> <tr> <td>Agree</td> <td>7</td> <td>70%</td> </tr> <tr> <td>Uncertain</td> <td>1</td> <td>10%</td> </tr> <tr> <td>Disagree</td> <td>1</td> <td>10%</td> </tr> <tr> <td>Strongly Disagree</td> <td>0</td> <td>0%</td> </tr> </tbody> </table>	Choice	Number	Percentage	Strongly Agree	1	10%	Agree	7	70%	Uncertain	1	10%	Disagree	1	10%	Strongly Disagree	0	0%	 <ul style="list-style-type: none"> ● Stron... ● Agree ● Unce... ● Disa...
Choice	Number	Percentage																			
Strongly Agree	1	10%																			
Agree	7	70%																			
Uncertain	1	10%																			
Disagree	1	10%																			
Strongly Disagree	0	0%																			
13	The provision of learning resources on the Web was adequate and appropriate (if relevant)	<table border="1"> <thead> <tr> <th>Choice</th> <th>Number</th> <th>Percentage</th> </tr> </thead> <tbody> <tr> <td>Strongly Agree</td> <td>3</td> <td>30%</td> </tr> <tr> <td>Agree</td> <td>6</td> <td>60%</td> </tr> <tr> <td>Uncertain</td> <td>0</td> <td>0%</td> </tr> <tr> <td>Disagree</td> <td>1</td> <td>10%</td> </tr> <tr> <td>Strongly Disagree</td> <td>0</td> <td>0%</td> </tr> </tbody> </table>	Choice	Number	Percentage	Strongly Agree	3	30%	Agree	6	60%	Uncertain	0	0%	Disagree	1	10%	Strongly Disagree	0	0%	 <ul style="list-style-type: none"> ● Stron... ● Agree ● Disa...
Choice	Number	Percentage																			
Strongly Agree	3	30%																			
Agree	6	60%																			
Uncertain	0	0%																			
Disagree	1	10%																			
Strongly Disagree	0	0%																			
14	The Course stimulated my interest and thought on the subject area	<table border="1"> <thead> <tr> <th>Choice</th> <th>Number</th> <th>Percentage</th> </tr> </thead> <tbody> <tr> <td>Strongly Agree</td> <td>2</td> <td>20%</td> </tr> <tr> <td>Agree</td> <td>7</td> <td>70%</td> </tr> <tr> <td>Uncertain</td> <td>0</td> <td>0%</td> </tr> <tr> <td>Disagree</td> <td>1</td> <td>10%</td> </tr> <tr> <td>Strongly Disagree</td> <td>0</td> <td>0%</td> </tr> </tbody> </table>	Choice	Number	Percentage	Strongly Agree	2	20%	Agree	7	70%	Uncertain	0	0%	Disagree	1	10%	Strongly Disagree	0	0%	 <ul style="list-style-type: none"> ● Stron... ● Agree ● Disa...
Choice	Number	Percentage																			
Strongly Agree	2	20%																			
Agree	7	70%																			
Uncertain	0	0%																			
Disagree	1	10%																			
Strongly Disagree	0	0%																			

15	The pace of the Course was appropriate	<table border="1"> <thead> <tr> <th>Choice</th> <th>Number</th> <th>Percentage</th> </tr> </thead> <tbody> <tr> <td>Strongly Agree</td> <td>2</td> <td>20%</td> </tr> <tr> <td>Agree</td> <td>7</td> <td>70%</td> </tr> <tr> <td>Uncertain</td> <td>1</td> <td>10%</td> </tr> <tr> <td>Disagree</td> <td>0</td> <td>0%</td> </tr> <tr> <td>Strongly Disagree</td> <td>0</td> <td>0%</td> </tr> </tbody> </table>	Choice	Number	Percentage	Strongly Agree	2	20%	Agree	7	70%	Uncertain	1	10%	Disagree	0	0%	Strongly Disagree	0	0%	 <p> ● Stron... ● Agree ● Unce... </p>
Choice	Number	Percentage																			
Strongly Agree	2	20%																			
Agree	7	70%																			
Uncertain	1	10%																			
Disagree	0	0%																			
Strongly Disagree	0	0%																			
16	Ideas and concepts were presented clearly	<table border="1"> <thead> <tr> <th>Choice</th> <th>Number</th> <th>Percentage</th> </tr> </thead> <tbody> <tr> <td>Strongly Agree</td> <td>2</td> <td>20%</td> </tr> <tr> <td>Agree</td> <td>7</td> <td>70%</td> </tr> <tr> <td>Uncertain</td> <td>1</td> <td>10%</td> </tr> <tr> <td>Disagree</td> <td>0</td> <td>0%</td> </tr> <tr> <td>Strongly Disagree</td> <td>0</td> <td>0%</td> </tr> </tbody> </table>	Choice	Number	Percentage	Strongly Agree	2	20%	Agree	7	70%	Uncertain	1	10%	Disagree	0	0%	Strongly Disagree	0	0%	 <p> ● Stron... ● Agree ● Unce... </p>
Choice	Number	Percentage																			
Strongly Agree	2	20%																			
Agree	7	70%																			
Uncertain	1	10%																			
Disagree	0	0%																			
Strongly Disagree	0	0%																			
17	The method of assessment were reasonable	<table border="1"> <thead> <tr> <th>Choice</th> <th>Number</th> <th>Percentage</th> </tr> </thead> <tbody> <tr> <td>Strongly Agree</td> <td>3</td> <td>30%</td> </tr> <tr> <td>Agree</td> <td>6</td> <td>60%</td> </tr> <tr> <td>Uncertain</td> <td>0</td> <td>0%</td> </tr> <tr> <td>Disagree</td> <td>1</td> <td>10%</td> </tr> <tr> <td>Strongly Disagree</td> <td>0</td> <td>0%</td> </tr> </tbody> </table>	Choice	Number	Percentage	Strongly Agree	3	30%	Agree	6	60%	Uncertain	0	0%	Disagree	1	10%	Strongly Disagree	0	0%	 <p> ● Stron... ● Agree ● Disa... </p>
Choice	Number	Percentage																			
Strongly Agree	3	30%																			
Agree	6	60%																			
Uncertain	0	0%																			
Disagree	1	10%																			
Strongly Disagree	0	0%																			
18	Feedback on assessment was timely	<table border="1"> <thead> <tr> <th>Choice</th> <th>Number</th> <th>Percentage</th> </tr> </thead> <tbody> <tr> <td>Strongly Agree</td> <td>3</td> <td>30%</td> </tr> <tr> <td>Agree</td> <td>6</td> <td>60%</td> </tr> <tr> <td>Uncertain</td> <td>1</td> <td>10%</td> </tr> <tr> <td>Disagree</td> <td>0</td> <td>0%</td> </tr> <tr> <td>Strongly Disagree</td> <td>0</td> <td>0%</td> </tr> </tbody> </table>	Choice	Number	Percentage	Strongly Agree	3	30%	Agree	6	60%	Uncertain	1	10%	Disagree	0	0%	Strongly Disagree	0	0%	 <p> ● Stron... ● Agree ● Unce... </p>
Choice	Number	Percentage																			
Strongly Agree	3	30%																			
Agree	6	60%																			
Uncertain	1	10%																			
Disagree	0	0%																			
Strongly Disagree	0	0%																			
19	Feedback on assessment was helpful	<table border="1"> <thead> <tr> <th>Choice</th> <th>Number</th> <th>Percentage</th> </tr> </thead> <tbody> <tr> <td>Strongly Agree</td> <td>2</td> <td>20%</td> </tr> <tr> <td>Agree</td> <td>7</td> <td>70%</td> </tr> <tr> <td>Uncertain</td> <td>1</td> <td>10%</td> </tr> <tr> <td>Disagree</td> <td>0</td> <td>0%</td> </tr> <tr> <td>Strongly Disagree</td> <td>0</td> <td>0%</td> </tr> </tbody> </table>	Choice	Number	Percentage	Strongly Agree	2	20%	Agree	7	70%	Uncertain	1	10%	Disagree	0	0%	Strongly Disagree	0	0%	 <p> ● Stron... ● Agree ● Unce... </p>
Choice	Number	Percentage																			
Strongly Agree	2	20%																			
Agree	7	70%																			
Uncertain	1	10%																			
Disagree	0	0%																			
Strongly Disagree	0	0%																			

20	I understood the lectures	<table border="1"> <thead> <tr> <th>Choice</th> <th>Number</th> <th>Percentage</th> </tr> </thead> <tbody> <tr> <td>Strongly Agree</td> <td>3</td> <td>30%</td> </tr> <tr> <td>Agree</td> <td>6</td> <td>60%</td> </tr> <tr> <td>Uncertain</td> <td>1</td> <td>10%</td> </tr> <tr> <td>Disagree</td> <td>0</td> <td>0%</td> </tr> <tr> <td>Strongly Disagree</td> <td>0</td> <td>0%</td> </tr> </tbody> </table>	Choice	Number	Percentage	Strongly Agree	3	30%	Agree	6	60%	Uncertain	1	10%	Disagree	0	0%	Strongly Disagree	0	0%	 <ul style="list-style-type: none"> ● Stron... ● Agree ● Unce...
Choice	Number	Percentage																			
Strongly Agree	3	30%																			
Agree	6	60%																			
Uncertain	1	10%																			
Disagree	0	0%																			
Strongly Disagree	0	0%																			
21	The material was well organized and presented	<table border="1"> <thead> <tr> <th>Choice</th> <th>Number</th> <th>Percentage</th> </tr> </thead> <tbody> <tr> <td>Strongly Agree</td> <td>3</td> <td>30%</td> </tr> <tr> <td>Agree</td> <td>6</td> <td>60%</td> </tr> <tr> <td>Uncertain</td> <td>0</td> <td>0%</td> </tr> <tr> <td>Disagree</td> <td>1</td> <td>10%</td> </tr> <tr> <td>Strongly Disagree</td> <td>0</td> <td>0%</td> </tr> </tbody> </table>	Choice	Number	Percentage	Strongly Agree	3	30%	Agree	6	60%	Uncertain	0	0%	Disagree	1	10%	Strongly Disagree	0	0%	 <ul style="list-style-type: none"> ● Stron... ● Agree ● Disa...
Choice	Number	Percentage																			
Strongly Agree	3	30%																			
Agree	6	60%																			
Uncertain	0	0%																			
Disagree	1	10%																			
Strongly Disagree	0	0%																			
22	The instructor was responsive to student needs and problems	<table border="1"> <thead> <tr> <th>Choice</th> <th>Number</th> <th>Percentage</th> </tr> </thead> <tbody> <tr> <td>Strongly Agree</td> <td>2</td> <td>20%</td> </tr> <tr> <td>Agree</td> <td>8</td> <td>80%</td> </tr> <tr> <td>Uncertain</td> <td>0</td> <td>0%</td> </tr> <tr> <td>Disagree</td> <td>0</td> <td>0%</td> </tr> <tr> <td>Strongly Disagree</td> <td>0</td> <td>0%</td> </tr> </tbody> </table>	Choice	Number	Percentage	Strongly Agree	2	20%	Agree	8	80%	Uncertain	0	0%	Disagree	0	0%	Strongly Disagree	0	0%	 <ul style="list-style-type: none"> ● Stron... ● Agree
Choice	Number	Percentage																			
Strongly Agree	2	20%																			
Agree	8	80%																			
Uncertain	0	0%																			
Disagree	0	0%																			
Strongly Disagree	0	0%																			
23	Had the instructor been regular throughout the course	<table border="1"> <thead> <tr> <th>Choice</th> <th>Number</th> <th>Percentage</th> </tr> </thead> <tbody> <tr> <td>Strongly Agree</td> <td>4</td> <td>40%</td> </tr> <tr> <td>Agree</td> <td>5</td> <td>50%</td> </tr> <tr> <td>Uncertain</td> <td>1</td> <td>10%</td> </tr> <tr> <td>Disagree</td> <td>0</td> <td>0%</td> </tr> <tr> <td>Strongly Disagree</td> <td>0</td> <td>0%</td> </tr> </tbody> </table>	Choice	Number	Percentage	Strongly Agree	4	40%	Agree	5	50%	Uncertain	1	10%	Disagree	0	0%	Strongly Disagree	0	0%	 <ul style="list-style-type: none"> ● Stron... ● Agree ● Unce...
Choice	Number	Percentage																			
Strongly Agree	4	40%																			
Agree	5	50%																			
Uncertain	1	10%																			
Disagree	0	0%																			
Strongly Disagree	0	0%																			
24	The material in the tutorials was useful	<table border="1"> <thead> <tr> <th>Choice</th> <th>Number</th> <th>Percentage</th> </tr> </thead> <tbody> <tr> <td>Strongly Agree</td> <td>4</td> <td>40%</td> </tr> <tr> <td>Agree</td> <td>5</td> <td>50%</td> </tr> <tr> <td>Uncertain</td> <td>0</td> <td>0%</td> </tr> <tr> <td>Disagree</td> <td>1</td> <td>10%</td> </tr> <tr> <td>Strongly Disagree</td> <td>0</td> <td>0%</td> </tr> </tbody> </table>	Choice	Number	Percentage	Strongly Agree	4	40%	Agree	5	50%	Uncertain	0	0%	Disagree	1	10%	Strongly Disagree	0	0%	 <ul style="list-style-type: none"> ● Stron... ● Agree ● Disa...
Choice	Number	Percentage																			
Strongly Agree	4	40%																			
Agree	5	50%																			
Uncertain	0	0%																			
Disagree	1	10%																			
Strongly Disagree	0	0%																			

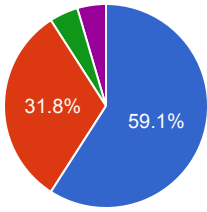
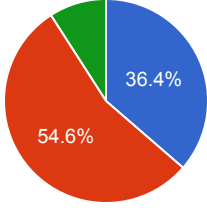
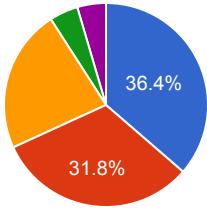
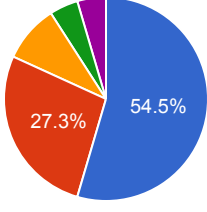
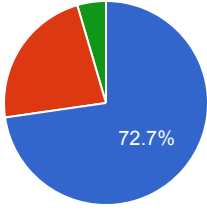
25	I was happy with the amount of work needed for tutorials	<table border="1"> <thead> <tr> <th>Choice</th> <th>Number</th> <th>Percentage</th> </tr> </thead> <tbody> <tr> <td>Strongly Agree</td> <td>3</td> <td>30%</td> </tr> <tr> <td>Agree</td> <td>6</td> <td>60%</td> </tr> <tr> <td>Uncertain</td> <td>0</td> <td>0%</td> </tr> <tr> <td>Disagree</td> <td>1</td> <td>10%</td> </tr> <tr> <td>Strongly Disagree</td> <td>0</td> <td>0%</td> </tr> </tbody> </table>	Choice	Number	Percentage	Strongly Agree	3	30%	Agree	6	60%	Uncertain	0	0%	Disagree	1	10%	Strongly Disagree	0	0%	 <p> ● Stron... ● Agree ● Disa... </p>
Choice	Number	Percentage																			
Strongly Agree	3	30%																			
Agree	6	60%																			
Uncertain	0	0%																			
Disagree	1	10%																			
Strongly Disagree	0	0%																			
26	The tutor dealt effectively with my problems	<table border="1"> <thead> <tr> <th>Choice</th> <th>Number</th> <th>Percentage</th> </tr> </thead> <tbody> <tr> <td>Strongly Agree</td> <td>3</td> <td>30%</td> </tr> <tr> <td>Agree</td> <td>6</td> <td>60%</td> </tr> <tr> <td>Uncertain</td> <td>1</td> <td>10%</td> </tr> <tr> <td>Disagree</td> <td>0</td> <td>0%</td> </tr> <tr> <td>Strongly Disagree</td> <td>0</td> <td>0%</td> </tr> </tbody> </table>	Choice	Number	Percentage	Strongly Agree	3	30%	Agree	6	60%	Uncertain	1	10%	Disagree	0	0%	Strongly Disagree	0	0%	 <p> ● Stron... ● Agree ● Unce... </p>
Choice	Number	Percentage																			
Strongly Agree	3	30%																			
Agree	6	60%																			
Uncertain	1	10%																			
Disagree	0	0%																			
Strongly Disagree	0	0%																			
27	The material in the practicals was useful	<table border="1"> <thead> <tr> <th>Choice</th> <th>Number</th> <th>Percentage</th> </tr> </thead> <tbody> <tr> <td>Strongly Agree</td> <td>3</td> <td>30%</td> </tr> <tr> <td>Agree</td> <td>5</td> <td>50%</td> </tr> <tr> <td>Uncertain</td> <td>1</td> <td>10%</td> </tr> <tr> <td>Disagree</td> <td>1</td> <td>10%</td> </tr> <tr> <td>Strongly Disagree</td> <td>0</td> <td>0%</td> </tr> </tbody> </table>	Choice	Number	Percentage	Strongly Agree	3	30%	Agree	5	50%	Uncertain	1	10%	Disagree	1	10%	Strongly Disagree	0	0%	 <p> ● Stron... ● Agree ● Unce... ● Disa... </p>
Choice	Number	Percentage																			
Strongly Agree	3	30%																			
Agree	5	50%																			
Uncertain	1	10%																			
Disagree	1	10%																			
Strongly Disagree	0	0%																			
28	The demonstrators dealt effectively with my problems	<table border="1"> <thead> <tr> <th>Choice</th> <th>Number</th> <th>Percentage</th> </tr> </thead> <tbody> <tr> <td>Strongly Agree</td> <td>2</td> <td>20%</td> </tr> <tr> <td>Agree</td> <td>7</td> <td>70%</td> </tr> <tr> <td>Uncertain</td> <td>1</td> <td>10%</td> </tr> <tr> <td>Disagree</td> <td>0</td> <td>0%</td> </tr> <tr> <td>Strongly Disagree</td> <td>0</td> <td>0%</td> </tr> </tbody> </table>	Choice	Number	Percentage	Strongly Agree	2	20%	Agree	7	70%	Uncertain	1	10%	Disagree	0	0%	Strongly Disagree	0	0%	 <p> ● Stron... ● Agree ● Unce... </p>
Choice	Number	Percentage																			
Strongly Agree	2	20%																			
Agree	7	70%																			
Uncertain	1	10%																			
Disagree	0	0%																			
Strongly Disagree	0	0%																			
29	The best features of the Course were	<p>a</p> <p>It was understandable to understand the core of the subject to understand Financial Risk and how it work in practical environment</p> <p>no comments</p> <p>how to manage risk</p> <p>improved learning</p> <p>good</p> <p>Good</p>																			

30	The Course could have been improved by	a Practical questions in the class providing lectures on lms on the same exact day the course was up to date no comments increased lecture time practical working good New Updation for the Future
31	The University does not tolerate discrimination on any irrelevant distinction (e.g. race, age, gender) and is committed to work with diversity in a wholly positive way. Please indicate below anything in relation to this Course which may run counter to this objective	a no comments good

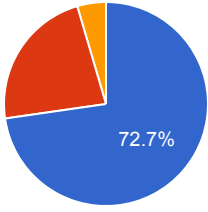
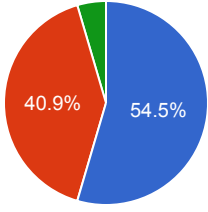
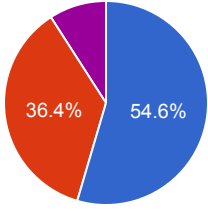
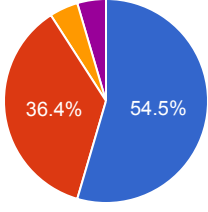
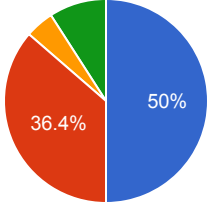
Course Evaluation - Program: 0308

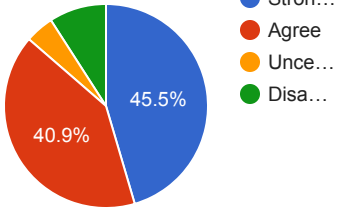
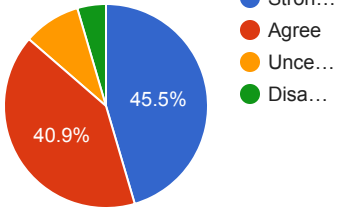
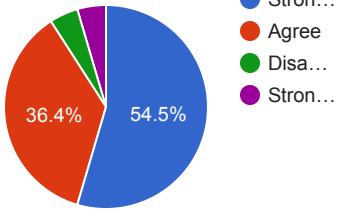
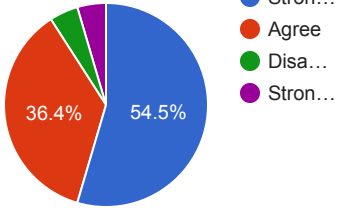
Teacher Name: KASHIF AMIN		Course ID: MGT-603 Course Title: Strategic Management		Session: 2017 Fall																			
Shift: Weekend -- Section:		Total Strength: 44		Attempted: 22																			
S.No	Question	Opinions			Chart																		
1	The course objectives were clear	<table border="1"> <thead> <tr> <th>Choice</th> <th>Number</th> <th>Percentage</th> </tr> </thead> <tbody> <tr> <td>Strongly Agree</td> <td>17</td> <td>77.27%</td> </tr> <tr> <td>Agree</td> <td>4</td> <td>18.18%</td> </tr> <tr> <td>Uncertain</td> <td>0</td> <td>0%</td> </tr> <tr> <td>Disagree</td> <td>0</td> <td>0%</td> </tr> <tr> <td>Strongly Disagree</td> <td>1</td> <td>4.55%</td> </tr> </tbody> </table>	Choice	Number	Percentage	Strongly Agree	17	77.27%	Agree	4	18.18%	Uncertain	0	0%	Disagree	0	0%	Strongly Disagree	1	4.55%	<p>77.3%</p>		
Choice	Number	Percentage																					
Strongly Agree	17	77.27%																					
Agree	4	18.18%																					
Uncertain	0	0%																					
Disagree	0	0%																					
Strongly Disagree	1	4.55%																					
2	The Course workload was manageable	<table border="1"> <thead> <tr> <th>Choice</th> <th>Number</th> <th>Percentage</th> </tr> </thead> <tbody> <tr> <td>Strongly Agree</td> <td>13</td> <td>59.09%</td> </tr> <tr> <td>Agree</td> <td>7</td> <td>31.82%</td> </tr> <tr> <td>Uncertain</td> <td>1</td> <td>4.55%</td> </tr> <tr> <td>Disagree</td> <td>0</td> <td>0%</td> </tr> <tr> <td>Strongly Disagree</td> <td>1</td> <td>4.55%</td> </tr> </tbody> </table>	Choice	Number	Percentage	Strongly Agree	13	59.09%	Agree	7	31.82%	Uncertain	1	4.55%	Disagree	0	0%	Strongly Disagree	1	4.55%	<p>59.1%</p>		
Choice	Number	Percentage																					
Strongly Agree	13	59.09%																					
Agree	7	31.82%																					
Uncertain	1	4.55%																					
Disagree	0	0%																					
Strongly Disagree	1	4.55%																					
3	The Course was well organized (e.g. timely access to materials, notification of changes, etc.)	<table border="1"> <thead> <tr> <th>Choice</th> <th>Number</th> <th>Percentage</th> </tr> </thead> <tbody> <tr> <td>Strongly Agree</td> <td>12</td> <td>54.55%</td> </tr> <tr> <td>Agree</td> <td>7</td> <td>31.82%</td> </tr> <tr> <td>Uncertain</td> <td>1</td> <td>4.55%</td> </tr> <tr> <td>Disagree</td> <td>1</td> <td>4.55%</td> </tr> <tr> <td>Strongly Disagree</td> <td>1</td> <td>4.55%</td> </tr> </tbody> </table>	Choice	Number	Percentage	Strongly Agree	12	54.55%	Agree	7	31.82%	Uncertain	1	4.55%	Disagree	1	4.55%	Strongly Disagree	1	4.55%	<p>54.5%</p>		
Choice	Number	Percentage																					
Strongly Agree	12	54.55%																					
Agree	7	31.82%																					
Uncertain	1	4.55%																					
Disagree	1	4.55%																					
Strongly Disagree	1	4.55%																					
4	I participated actively in the Course	<table border="1"> <thead> <tr> <th>Choice</th> <th>Number</th> <th>Percentage</th> </tr> </thead> <tbody> <tr> <td>Strongly Agree</td> <td>16</td> <td>72.73%</td> </tr> <tr> <td>Agree</td> <td>6</td> <td>27.27%</td> </tr> <tr> <td>Uncertain</td> <td>0</td> <td>0%</td> </tr> <tr> <td>Disagree</td> <td>0</td> <td>0%</td> </tr> <tr> <td>Strongly Disagree</td> <td>0</td> <td>0%</td> </tr> </tbody> </table>	Choice	Number	Percentage	Strongly Agree	16	72.73%	Agree	6	27.27%	Uncertain	0	0%	Disagree	0	0%	Strongly Disagree	0	0%	<p>72.7%</p>		
Choice	Number	Percentage																					
Strongly Agree	16	72.73%																					
Agree	6	27.27%																					
Uncertain	0	0%																					
Disagree	0	0%																					
Strongly Disagree	0	0%																					

5	I think I have made progress in this Course	<table border="1"> <thead> <tr> <th>Choice</th> <th>Number</th> <th>Percentage</th> </tr> </thead> <tbody> <tr> <td>Strongly Agree</td> <td>13</td> <td>59.09%</td> </tr> <tr> <td>Agree</td> <td>7</td> <td>31.82%</td> </tr> <tr> <td>Uncertain</td> <td>0</td> <td>0%</td> </tr> <tr> <td>Disagree</td> <td>2</td> <td>9.09%</td> </tr> <tr> <td>Strongly Disagree</td> <td>0</td> <td>0%</td> </tr> </tbody> </table>	Choice	Number	Percentage	Strongly Agree	13	59.09%	Agree	7	31.82%	Uncertain	0	0%	Disagree	2	9.09%	Strongly Disagree	0	0%	<p>Legend: Blue (Strongly Agree), Orange (Agree), Green (Disagree)</p>
Choice	Number	Percentage																			
Strongly Agree	13	59.09%																			
Agree	7	31.82%																			
Uncertain	0	0%																			
Disagree	2	9.09%																			
Strongly Disagree	0	0%																			
6	I think the Course was well structured to achieve the learning outcomes (there was a good balance of lectures, tutorials, practical etc.)	<table border="1"> <thead> <tr> <th>Choice</th> <th>Number</th> <th>Percentage</th> </tr> </thead> <tbody> <tr> <td>Strongly Agree</td> <td>14</td> <td>63.64%</td> </tr> <tr> <td>Agree</td> <td>6</td> <td>27.27%</td> </tr> <tr> <td>Uncertain</td> <td>0</td> <td>0%</td> </tr> <tr> <td>Disagree</td> <td>1</td> <td>4.55%</td> </tr> <tr> <td>Strongly Disagree</td> <td>1</td> <td>4.55%</td> </tr> </tbody> </table>	Choice	Number	Percentage	Strongly Agree	14	63.64%	Agree	6	27.27%	Uncertain	0	0%	Disagree	1	4.55%	Strongly Disagree	1	4.55%	<p>Legend: Blue (Strongly Agree), Orange (Agree), Green (Disagree), Purple (Strongly Disagree)</p>
Choice	Number	Percentage																			
Strongly Agree	14	63.64%																			
Agree	6	27.27%																			
Uncertain	0	0%																			
Disagree	1	4.55%																			
Strongly Disagree	1	4.55%																			
7	The learning and teaching methods encouraged participation	<table border="1"> <thead> <tr> <th>Choice</th> <th>Number</th> <th>Percentage</th> </tr> </thead> <tbody> <tr> <td>Strongly Agree</td> <td>13</td> <td>59.09%</td> </tr> <tr> <td>Agree</td> <td>7</td> <td>31.82%</td> </tr> <tr> <td>Uncertain</td> <td>0</td> <td>0%</td> </tr> <tr> <td>Disagree</td> <td>1</td> <td>4.55%</td> </tr> <tr> <td>Strongly Disagree</td> <td>1</td> <td>4.55%</td> </tr> </tbody> </table>	Choice	Number	Percentage	Strongly Agree	13	59.09%	Agree	7	31.82%	Uncertain	0	0%	Disagree	1	4.55%	Strongly Disagree	1	4.55%	<p>Legend: Blue (Strongly Agree), Orange (Agree), Green (Disagree), Purple (Strongly Disagree)</p>
Choice	Number	Percentage																			
Strongly Agree	13	59.09%																			
Agree	7	31.82%																			
Uncertain	0	0%																			
Disagree	1	4.55%																			
Strongly Disagree	1	4.55%																			
8	The overall environment in the class was conducive to learning	<table border="1"> <thead> <tr> <th>Choice</th> <th>Number</th> <th>Percentage</th> </tr> </thead> <tbody> <tr> <td>Strongly Agree</td> <td>13</td> <td>59.09%</td> </tr> <tr> <td>Agree</td> <td>7</td> <td>31.82%</td> </tr> <tr> <td>Uncertain</td> <td>0</td> <td>0%</td> </tr> <tr> <td>Disagree</td> <td>1</td> <td>4.55%</td> </tr> <tr> <td>Strongly Disagree</td> <td>1</td> <td>4.55%</td> </tr> </tbody> </table>	Choice	Number	Percentage	Strongly Agree	13	59.09%	Agree	7	31.82%	Uncertain	0	0%	Disagree	1	4.55%	Strongly Disagree	1	4.55%	<p>Legend: Blue (Strongly Agree), Orange (Agree), Green (Disagree), Purple (Strongly Disagree)</p>
Choice	Number	Percentage																			
Strongly Agree	13	59.09%																			
Agree	7	31.82%																			
Uncertain	0	0%																			
Disagree	1	4.55%																			
Strongly Disagree	1	4.55%																			
9	Classrooms were satisfactory	<table border="1"> <thead> <tr> <th>Choice</th> <th>Number</th> <th>Percentage</th> </tr> </thead> <tbody> <tr> <td>Strongly Agree</td> <td>13</td> <td>59.09%</td> </tr> <tr> <td>Agree</td> <td>7</td> <td>31.82%</td> </tr> <tr> <td>Uncertain</td> <td>1</td> <td>4.55%</td> </tr> <tr> <td>Disagree</td> <td>1</td> <td>4.55%</td> </tr> <tr> <td>Strongly Disagree</td> <td>0</td> <td>0%</td> </tr> </tbody> </table>	Choice	Number	Percentage	Strongly Agree	13	59.09%	Agree	7	31.82%	Uncertain	1	4.55%	Disagree	1	4.55%	Strongly Disagree	0	0%	<p>Legend: Blue (Strongly Agree), Orange (Agree), Yellow (Uncertain), Green (Disagree)</p>
Choice	Number	Percentage																			
Strongly Agree	13	59.09%																			
Agree	7	31.82%																			
Uncertain	1	4.55%																			
Disagree	1	4.55%																			
Strongly Disagree	0	0%																			

10	Learning materials (Lesson Plans, Course Notes etc.) were relevant and useful	<table border="1"> <thead> <tr> <th>Choice</th> <th>Number</th> <th>Percentage</th> </tr> </thead> <tbody> <tr> <td>Strongly Agree</td> <td>13</td> <td>59.09%</td> </tr> <tr> <td>Agree</td> <td>7</td> <td>31.82%</td> </tr> <tr> <td>Uncertain</td> <td>0</td> <td>0%</td> </tr> <tr> <td>Disagree</td> <td>1</td> <td>4.55%</td> </tr> <tr> <td>Strongly Disagree</td> <td>1</td> <td>4.55%</td> </tr> </tbody> </table>	Choice	Number	Percentage	Strongly Agree	13	59.09%	Agree	7	31.82%	Uncertain	0	0%	Disagree	1	4.55%	Strongly Disagree	1	4.55%	 <ul style="list-style-type: none"> ● Stron... ● Agree ● Disa... ● Stron...
Choice	Number	Percentage																			
Strongly Agree	13	59.09%																			
Agree	7	31.82%																			
Uncertain	0	0%																			
Disagree	1	4.55%																			
Strongly Disagree	1	4.55%																			
11	Recommended reading Books etc. were relevant and appropriate	<table border="1"> <thead> <tr> <th>Choice</th> <th>Number</th> <th>Percentage</th> </tr> </thead> <tbody> <tr> <td>Strongly Agree</td> <td>8</td> <td>36.36%</td> </tr> <tr> <td>Agree</td> <td>12</td> <td>54.55%</td> </tr> <tr> <td>Uncertain</td> <td>0</td> <td>0%</td> </tr> <tr> <td>Disagree</td> <td>2</td> <td>9.09%</td> </tr> <tr> <td>Strongly Disagree</td> <td>0</td> <td>0%</td> </tr> </tbody> </table>	Choice	Number	Percentage	Strongly Agree	8	36.36%	Agree	12	54.55%	Uncertain	0	0%	Disagree	2	9.09%	Strongly Disagree	0	0%	 <ul style="list-style-type: none"> ● Stron... ● Agree ● Disa...
Choice	Number	Percentage																			
Strongly Agree	8	36.36%																			
Agree	12	54.55%																			
Uncertain	0	0%																			
Disagree	2	9.09%																			
Strongly Disagree	0	0%																			
12	The provision of learning resources in the library was adequate and appropriate	<table border="1"> <thead> <tr> <th>Choice</th> <th>Number</th> <th>Percentage</th> </tr> </thead> <tbody> <tr> <td>Strongly Agree</td> <td>8</td> <td>36.36%</td> </tr> <tr> <td>Agree</td> <td>7</td> <td>31.82%</td> </tr> <tr> <td>Uncertain</td> <td>5</td> <td>22.73%</td> </tr> <tr> <td>Disagree</td> <td>1</td> <td>4.55%</td> </tr> <tr> <td>Strongly Disagree</td> <td>1</td> <td>4.55%</td> </tr> </tbody> </table>	Choice	Number	Percentage	Strongly Agree	8	36.36%	Agree	7	31.82%	Uncertain	5	22.73%	Disagree	1	4.55%	Strongly Disagree	1	4.55%	 <ul style="list-style-type: none"> ● Stron... ● Agree ● Unce... ● Disa... ● Stron...
Choice	Number	Percentage																			
Strongly Agree	8	36.36%																			
Agree	7	31.82%																			
Uncertain	5	22.73%																			
Disagree	1	4.55%																			
Strongly Disagree	1	4.55%																			
13	The provision of learning resources on the Web was adequate and appropriate (if relevant)	<table border="1"> <thead> <tr> <th>Choice</th> <th>Number</th> <th>Percentage</th> </tr> </thead> <tbody> <tr> <td>Strongly Agree</td> <td>12</td> <td>54.55%</td> </tr> <tr> <td>Agree</td> <td>6</td> <td>27.27%</td> </tr> <tr> <td>Uncertain</td> <td>2</td> <td>9.09%</td> </tr> <tr> <td>Disagree</td> <td>1</td> <td>4.55%</td> </tr> <tr> <td>Strongly Disagree</td> <td>1</td> <td>4.55%</td> </tr> </tbody> </table>	Choice	Number	Percentage	Strongly Agree	12	54.55%	Agree	6	27.27%	Uncertain	2	9.09%	Disagree	1	4.55%	Strongly Disagree	1	4.55%	 <ul style="list-style-type: none"> ● Stron... ● Agree ● Unce... ● Disa... ● Stron...
Choice	Number	Percentage																			
Strongly Agree	12	54.55%																			
Agree	6	27.27%																			
Uncertain	2	9.09%																			
Disagree	1	4.55%																			
Strongly Disagree	1	4.55%																			
14	The Course stimulated my interest and thought on the subject area	<table border="1"> <thead> <tr> <th>Choice</th> <th>Number</th> <th>Percentage</th> </tr> </thead> <tbody> <tr> <td>Strongly Agree</td> <td>16</td> <td>72.73%</td> </tr> <tr> <td>Agree</td> <td>5</td> <td>22.73%</td> </tr> <tr> <td>Uncertain</td> <td>0</td> <td>0%</td> </tr> <tr> <td>Disagree</td> <td>1</td> <td>4.55%</td> </tr> <tr> <td>Strongly Disagree</td> <td>0</td> <td>0%</td> </tr> </tbody> </table>	Choice	Number	Percentage	Strongly Agree	16	72.73%	Agree	5	22.73%	Uncertain	0	0%	Disagree	1	4.55%	Strongly Disagree	0	0%	 <ul style="list-style-type: none"> ● Stron... ● Agree ● Disa...
Choice	Number	Percentage																			
Strongly Agree	16	72.73%																			
Agree	5	22.73%																			
Uncertain	0	0%																			
Disagree	1	4.55%																			
Strongly Disagree	0	0%																			

15	The pace of the Course was appropriate	<table border="1"> <thead> <tr> <th>Choice</th> <th>Number</th> <th>Percentage</th> </tr> </thead> <tbody> <tr> <td>Strongly Agree</td> <td>10</td> <td>45.45%</td> </tr> <tr> <td>Agree</td> <td>11</td> <td>50%</td> </tr> <tr> <td>Uncertain</td> <td>0</td> <td>0%</td> </tr> <tr> <td>Disagree</td> <td>0</td> <td>0%</td> </tr> <tr> <td>Strongly Disagree</td> <td>1</td> <td>4.55%</td> </tr> </tbody> </table>	Choice	Number	Percentage	Strongly Agree	10	45.45%	Agree	11	50%	Uncertain	0	0%	Disagree	0	0%	Strongly Disagree	1	4.55%	<p>Legend: Strongly Agree (blue), Agree (red), Strongly Disagree (purple)</p>
Choice	Number	Percentage																			
Strongly Agree	10	45.45%																			
Agree	11	50%																			
Uncertain	0	0%																			
Disagree	0	0%																			
Strongly Disagree	1	4.55%																			
16	Ideas and concepts were presented clearly	<table border="1"> <thead> <tr> <th>Choice</th> <th>Number</th> <th>Percentage</th> </tr> </thead> <tbody> <tr> <td>Strongly Agree</td> <td>13</td> <td>59.09%</td> </tr> <tr> <td>Agree</td> <td>7</td> <td>31.82%</td> </tr> <tr> <td>Uncertain</td> <td>1</td> <td>4.55%</td> </tr> <tr> <td>Disagree</td> <td>1</td> <td>4.55%</td> </tr> <tr> <td>Strongly Disagree</td> <td>0</td> <td>0%</td> </tr> </tbody> </table>	Choice	Number	Percentage	Strongly Agree	13	59.09%	Agree	7	31.82%	Uncertain	1	4.55%	Disagree	1	4.55%	Strongly Disagree	0	0%	<p>Legend: Strongly Agree (blue), Agree (red), Uncertain (yellow), Disagree (green)</p>
Choice	Number	Percentage																			
Strongly Agree	13	59.09%																			
Agree	7	31.82%																			
Uncertain	1	4.55%																			
Disagree	1	4.55%																			
Strongly Disagree	0	0%																			
17	The method of assessment were reasonable	<table border="1"> <thead> <tr> <th>Choice</th> <th>Number</th> <th>Percentage</th> </tr> </thead> <tbody> <tr> <td>Strongly Agree</td> <td>13</td> <td>59.09%</td> </tr> <tr> <td>Agree</td> <td>8</td> <td>36.36%</td> </tr> <tr> <td>Uncertain</td> <td>0</td> <td>0%</td> </tr> <tr> <td>Disagree</td> <td>0</td> <td>0%</td> </tr> <tr> <td>Strongly Disagree</td> <td>1</td> <td>4.55%</td> </tr> </tbody> </table>	Choice	Number	Percentage	Strongly Agree	13	59.09%	Agree	8	36.36%	Uncertain	0	0%	Disagree	0	0%	Strongly Disagree	1	4.55%	<p>Legend: Strongly Agree (blue), Agree (red), Strongly Disagree (purple)</p>
Choice	Number	Percentage																			
Strongly Agree	13	59.09%																			
Agree	8	36.36%																			
Uncertain	0	0%																			
Disagree	0	0%																			
Strongly Disagree	1	4.55%																			
18	Feedback on assessment was timely	<table border="1"> <thead> <tr> <th>Choice</th> <th>Number</th> <th>Percentage</th> </tr> </thead> <tbody> <tr> <td>Strongly Agree</td> <td>12</td> <td>54.55%</td> </tr> <tr> <td>Agree</td> <td>7</td> <td>31.82%</td> </tr> <tr> <td>Uncertain</td> <td>2</td> <td>9.09%</td> </tr> <tr> <td>Disagree</td> <td>0</td> <td>0%</td> </tr> <tr> <td>Strongly Disagree</td> <td>1</td> <td>4.55%</td> </tr> </tbody> </table>	Choice	Number	Percentage	Strongly Agree	12	54.55%	Agree	7	31.82%	Uncertain	2	9.09%	Disagree	0	0%	Strongly Disagree	1	4.55%	<p>Legend: Strongly Agree (blue), Agree (red), Uncertain (yellow), Strongly Disagree (purple)</p>
Choice	Number	Percentage																			
Strongly Agree	12	54.55%																			
Agree	7	31.82%																			
Uncertain	2	9.09%																			
Disagree	0	0%																			
Strongly Disagree	1	4.55%																			
19	Feedback on assessment was helpful	<table border="1"> <thead> <tr> <th>Choice</th> <th>Number</th> <th>Percentage</th> </tr> </thead> <tbody> <tr> <td>Strongly Agree</td> <td>11</td> <td>50%</td> </tr> <tr> <td>Agree</td> <td>9</td> <td>40.91%</td> </tr> <tr> <td>Uncertain</td> <td>1</td> <td>4.55%</td> </tr> <tr> <td>Disagree</td> <td>0</td> <td>0%</td> </tr> <tr> <td>Strongly Disagree</td> <td>1</td> <td>4.55%</td> </tr> </tbody> </table>	Choice	Number	Percentage	Strongly Agree	11	50%	Agree	9	40.91%	Uncertain	1	4.55%	Disagree	0	0%	Strongly Disagree	1	4.55%	<p>Legend: Strongly Agree (blue), Agree (red), Uncertain (yellow), Strongly Disagree (purple)</p>
Choice	Number	Percentage																			
Strongly Agree	11	50%																			
Agree	9	40.91%																			
Uncertain	1	4.55%																			
Disagree	0	0%																			
Strongly Disagree	1	4.55%																			

20	I understood the lectures	<table border="1"> <thead> <tr> <th>Choice</th> <th>Number</th> <th>Percentage</th> </tr> </thead> <tbody> <tr> <td>Strongly Agree</td> <td>16</td> <td>72.73%</td> </tr> <tr> <td>Agree</td> <td>5</td> <td>22.73%</td> </tr> <tr> <td>Uncertain</td> <td>1</td> <td>4.55%</td> </tr> <tr> <td>Disagree</td> <td>0</td> <td>0%</td> </tr> <tr> <td>Strongly Disagree</td> <td>0</td> <td>0%</td> </tr> </tbody> </table>	Choice	Number	Percentage	Strongly Agree	16	72.73%	Agree	5	22.73%	Uncertain	1	4.55%	Disagree	0	0%	Strongly Disagree	0	0%	 <ul style="list-style-type: none"> ● Stron... ● Agree ● Unce...
Choice	Number	Percentage																			
Strongly Agree	16	72.73%																			
Agree	5	22.73%																			
Uncertain	1	4.55%																			
Disagree	0	0%																			
Strongly Disagree	0	0%																			
21	The material was well organized and presented	<table border="1"> <thead> <tr> <th>Choice</th> <th>Number</th> <th>Percentage</th> </tr> </thead> <tbody> <tr> <td>Strongly Agree</td> <td>12</td> <td>54.55%</td> </tr> <tr> <td>Agree</td> <td>9</td> <td>40.91%</td> </tr> <tr> <td>Uncertain</td> <td>0</td> <td>0%</td> </tr> <tr> <td>Disagree</td> <td>1</td> <td>4.55%</td> </tr> <tr> <td>Strongly Disagree</td> <td>0</td> <td>0%</td> </tr> </tbody> </table>	Choice	Number	Percentage	Strongly Agree	12	54.55%	Agree	9	40.91%	Uncertain	0	0%	Disagree	1	4.55%	Strongly Disagree	0	0%	 <ul style="list-style-type: none"> ● Stron... ● Agree ● Disa...
Choice	Number	Percentage																			
Strongly Agree	12	54.55%																			
Agree	9	40.91%																			
Uncertain	0	0%																			
Disagree	1	4.55%																			
Strongly Disagree	0	0%																			
22	The instructor was responsive to student needs and problems	<table border="1"> <thead> <tr> <th>Choice</th> <th>Number</th> <th>Percentage</th> </tr> </thead> <tbody> <tr> <td>Strongly Agree</td> <td>12</td> <td>54.55%</td> </tr> <tr> <td>Agree</td> <td>8</td> <td>36.36%</td> </tr> <tr> <td>Uncertain</td> <td>0</td> <td>0%</td> </tr> <tr> <td>Disagree</td> <td>0</td> <td>0%</td> </tr> <tr> <td>Strongly Disagree</td> <td>2</td> <td>9.09%</td> </tr> </tbody> </table>	Choice	Number	Percentage	Strongly Agree	12	54.55%	Agree	8	36.36%	Uncertain	0	0%	Disagree	0	0%	Strongly Disagree	2	9.09%	 <ul style="list-style-type: none"> ● Stron... ● Agree ● Stron...
Choice	Number	Percentage																			
Strongly Agree	12	54.55%																			
Agree	8	36.36%																			
Uncertain	0	0%																			
Disagree	0	0%																			
Strongly Disagree	2	9.09%																			
23	Had the instructor been regular throughout the course	<table border="1"> <thead> <tr> <th>Choice</th> <th>Number</th> <th>Percentage</th> </tr> </thead> <tbody> <tr> <td>Strongly Agree</td> <td>12</td> <td>54.55%</td> </tr> <tr> <td>Agree</td> <td>8</td> <td>36.36%</td> </tr> <tr> <td>Uncertain</td> <td>1</td> <td>4.55%</td> </tr> <tr> <td>Disagree</td> <td>0</td> <td>0%</td> </tr> <tr> <td>Strongly Disagree</td> <td>1</td> <td>4.55%</td> </tr> </tbody> </table>	Choice	Number	Percentage	Strongly Agree	12	54.55%	Agree	8	36.36%	Uncertain	1	4.55%	Disagree	0	0%	Strongly Disagree	1	4.55%	 <ul style="list-style-type: none"> ● Stron... ● Agree ● Unce... ● Stron...
Choice	Number	Percentage																			
Strongly Agree	12	54.55%																			
Agree	8	36.36%																			
Uncertain	1	4.55%																			
Disagree	0	0%																			
Strongly Disagree	1	4.55%																			
24	The material in the tutorials was useful	<table border="1"> <thead> <tr> <th>Choice</th> <th>Number</th> <th>Percentage</th> </tr> </thead> <tbody> <tr> <td>Strongly Agree</td> <td>11</td> <td>50%</td> </tr> <tr> <td>Agree</td> <td>8</td> <td>36.36%</td> </tr> <tr> <td>Uncertain</td> <td>1</td> <td>4.55%</td> </tr> <tr> <td>Disagree</td> <td>2</td> <td>9.09%</td> </tr> <tr> <td>Strongly Disagree</td> <td>0</td> <td>0%</td> </tr> </tbody> </table>	Choice	Number	Percentage	Strongly Agree	11	50%	Agree	8	36.36%	Uncertain	1	4.55%	Disagree	2	9.09%	Strongly Disagree	0	0%	 <ul style="list-style-type: none"> ● Stron... ● Agree ● Unce... ● Disa...
Choice	Number	Percentage																			
Strongly Agree	11	50%																			
Agree	8	36.36%																			
Uncertain	1	4.55%																			
Disagree	2	9.09%																			
Strongly Disagree	0	0%																			

25	I was happy with the amount of work needed for tutorials	<table border="1"> <thead> <tr> <th>Choice</th> <th>Number</th> <th>Percentage</th> </tr> </thead> <tbody> <tr> <td>Strongly Agree</td> <td>10</td> <td>45.45%</td> </tr> <tr> <td>Agree</td> <td>9</td> <td>40.91%</td> </tr> <tr> <td>Uncertain</td> <td>1</td> <td>4.55%</td> </tr> <tr> <td>Disagree</td> <td>2</td> <td>9.09%</td> </tr> <tr> <td>Strongly Disagree</td> <td>0</td> <td>0%</td> </tr> </tbody> </table>	Choice	Number	Percentage	Strongly Agree	10	45.45%	Agree	9	40.91%	Uncertain	1	4.55%	Disagree	2	9.09%	Strongly Disagree	0	0%	
Choice	Number	Percentage																			
Strongly Agree	10	45.45%																			
Agree	9	40.91%																			
Uncertain	1	4.55%																			
Disagree	2	9.09%																			
Strongly Disagree	0	0%																			
26	The tutor dealt effectively with my problems	<table border="1"> <thead> <tr> <th>Choice</th> <th>Number</th> <th>Percentage</th> </tr> </thead> <tbody> <tr> <td>Strongly Agree</td> <td>10</td> <td>45.45%</td> </tr> <tr> <td>Agree</td> <td>9</td> <td>40.91%</td> </tr> <tr> <td>Uncertain</td> <td>2</td> <td>9.09%</td> </tr> <tr> <td>Disagree</td> <td>1</td> <td>4.55%</td> </tr> <tr> <td>Strongly Disagree</td> <td>0</td> <td>0%</td> </tr> </tbody> </table>	Choice	Number	Percentage	Strongly Agree	10	45.45%	Agree	9	40.91%	Uncertain	2	9.09%	Disagree	1	4.55%	Strongly Disagree	0	0%	
Choice	Number	Percentage																			
Strongly Agree	10	45.45%																			
Agree	9	40.91%																			
Uncertain	2	9.09%																			
Disagree	1	4.55%																			
Strongly Disagree	0	0%																			
27	The material in the practicals was useful	<table border="1"> <thead> <tr> <th>Choice</th> <th>Number</th> <th>Percentage</th> </tr> </thead> <tbody> <tr> <td>Strongly Agree</td> <td>12</td> <td>54.55%</td> </tr> <tr> <td>Agree</td> <td>8</td> <td>36.36%</td> </tr> <tr> <td>Uncertain</td> <td>0</td> <td>0%</td> </tr> <tr> <td>Disagree</td> <td>1</td> <td>4.55%</td> </tr> <tr> <td>Strongly Disagree</td> <td>1</td> <td>4.55%</td> </tr> </tbody> </table>	Choice	Number	Percentage	Strongly Agree	12	54.55%	Agree	8	36.36%	Uncertain	0	0%	Disagree	1	4.55%	Strongly Disagree	1	4.55%	
Choice	Number	Percentage																			
Strongly Agree	12	54.55%																			
Agree	8	36.36%																			
Uncertain	0	0%																			
Disagree	1	4.55%																			
Strongly Disagree	1	4.55%																			
28	The demonstrators dealt effectively with my problems	<table border="1"> <thead> <tr> <th>Choice</th> <th>Number</th> <th>Percentage</th> </tr> </thead> <tbody> <tr> <td>Strongly Agree</td> <td>12</td> <td>54.55%</td> </tr> <tr> <td>Agree</td> <td>8</td> <td>36.36%</td> </tr> <tr> <td>Uncertain</td> <td>0</td> <td>0%</td> </tr> <tr> <td>Disagree</td> <td>1</td> <td>4.55%</td> </tr> <tr> <td>Strongly Disagree</td> <td>1</td> <td>4.55%</td> </tr> </tbody> </table>	Choice	Number	Percentage	Strongly Agree	12	54.55%	Agree	8	36.36%	Uncertain	0	0%	Disagree	1	4.55%	Strongly Disagree	1	4.55%	
Choice	Number	Percentage																			
Strongly Agree	12	54.55%																			
Agree	8	36.36%																			
Uncertain	0	0%																			
Disagree	1	4.55%																			
Strongly Disagree	1	4.55%																			

29	The best features of the Course were	<p>Everything y Good NA Nothing new. All course was old. I studied in my BS I have learned new ideas regarding management. nil nil Relevancy with the managerial skills the way to teach and matrices for analysis as well . Nice Good Agree its has improve our startegic thinking satisfactory satisfactory practical knowledge ok N/A Practical in nature. ok</p>
30	The Course could have been improved by	<p>Practical Knowledge y Good Course can be more effective if you add case studies and management simulations so that every student may deal with real problems. Introducing studnts choice course Documentaries nil nil By adding some new, relevant and to the point topics. practical and real life examples . It's right Yes Agree yes have to be some practical activities satisfactory satisfactory more practical and modran knowledge ok N/A adding more case studies. ok</p>

31	<p>The University does not tolerate discrimination on any irrelevant distinction (e.g. race, age, gender) and is committed to work with diversity in a wholly positive way. Please indicate below anything in relation to this Course which may run counter to this objective</p>	<p>Nothing y Good Cusit admin is weak to manage things. Main cause is to behave with students in good manners. Attendance is huge problem thats y ppl left the university and cusit is facing above 50 lacs per month. For best administration, allow me to manage ur cusit. My starting salary would be 100000 with perks and benefits. Thanks u. Contact me 03119671860 N/A nil nil . Equal opportunity Overall good Agrer improve it by giving some.practical paractices satisfactory satisfactory every thing is ok N/A Nothing ok</p>
----	---	---