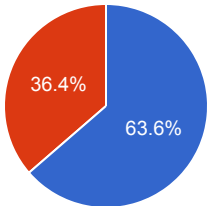
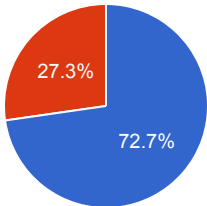
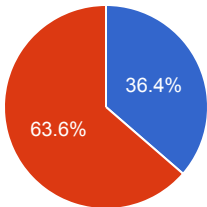
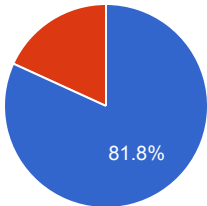
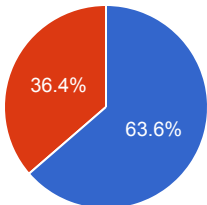
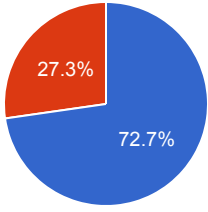
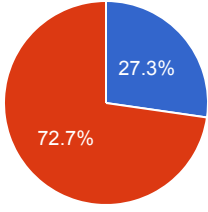
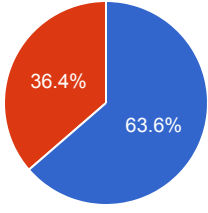
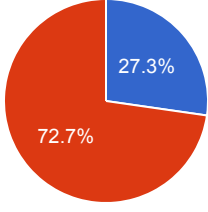
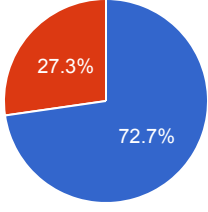
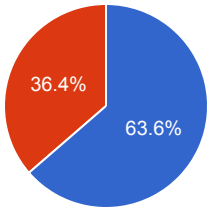
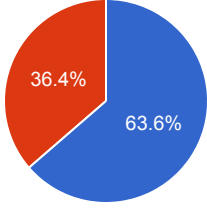
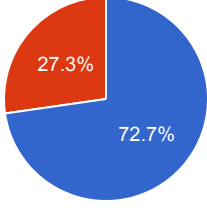
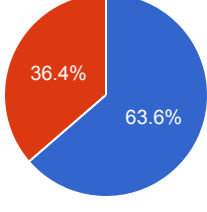
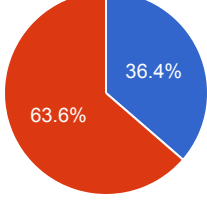


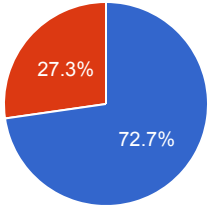
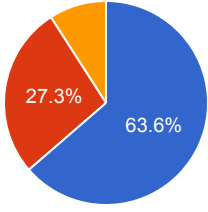
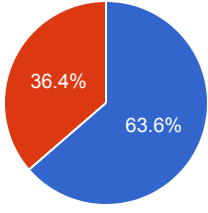
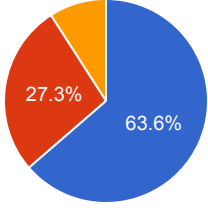
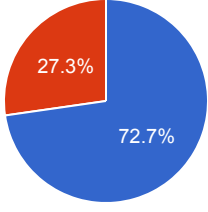
# Course Evaluation - Program: 0320

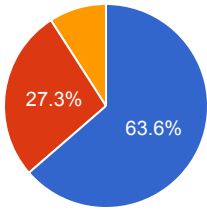
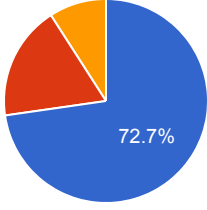
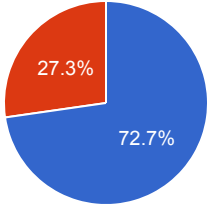
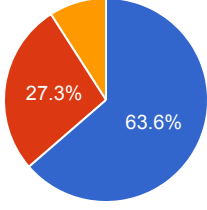
Teacher Name: SAHIBZADA FAYYAZ NOOR		Course ID: EE-614 Course Title: Optimization Techniques for Engineers		Session: 2017 Fall																			
Shift: Weekend -- Section:		Total Strength: 16		Attempted: 11																			
S.No	Question	Opinions			Chart																		
1	The course objectives were clear	<table border="1"> <thead> <tr> <th>Choice</th> <th>Number</th> <th>Percentage</th> </tr> </thead> <tbody> <tr> <td>Strongly Agree</td> <td>9</td> <td>81.82%</td> </tr> <tr> <td>Agree</td> <td>2</td> <td>18.18%</td> </tr> <tr> <td>Uncertain</td> <td>0</td> <td>0%</td> </tr> <tr> <td>Disagree</td> <td>0</td> <td>0%</td> </tr> <tr> <td>Strongly Disagree</td> <td>0</td> <td>0%</td> </tr> </tbody> </table>	Choice	Number	Percentage	Strongly Agree	9	81.82%	Agree	2	18.18%	Uncertain	0	0%	Disagree	0	0%	Strongly Disagree	0	0%	<p>81.8%</p>		
Choice	Number	Percentage																					
Strongly Agree	9	81.82%																					
Agree	2	18.18%																					
Uncertain	0	0%																					
Disagree	0	0%																					
Strongly Disagree	0	0%																					
2	The Course workload was manageable	<table border="1"> <thead> <tr> <th>Choice</th> <th>Number</th> <th>Percentage</th> </tr> </thead> <tbody> <tr> <td>Strongly Agree</td> <td>8</td> <td>72.73%</td> </tr> <tr> <td>Agree</td> <td>2</td> <td>18.18%</td> </tr> <tr> <td>Uncertain</td> <td>1</td> <td>9.09%</td> </tr> <tr> <td>Disagree</td> <td>0</td> <td>0%</td> </tr> <tr> <td>Strongly Disagree</td> <td>0</td> <td>0%</td> </tr> </tbody> </table>	Choice	Number	Percentage	Strongly Agree	8	72.73%	Agree	2	18.18%	Uncertain	1	9.09%	Disagree	0	0%	Strongly Disagree	0	0%	<p>72.7%</p>		
Choice	Number	Percentage																					
Strongly Agree	8	72.73%																					
Agree	2	18.18%																					
Uncertain	1	9.09%																					
Disagree	0	0%																					
Strongly Disagree	0	0%																					
3	The Course was well organized (e.g. timely access to materials, notification of changes, etc.)	<table border="1"> <thead> <tr> <th>Choice</th> <th>Number</th> <th>Percentage</th> </tr> </thead> <tbody> <tr> <td>Strongly Agree</td> <td>8</td> <td>72.73%</td> </tr> <tr> <td>Agree</td> <td>2</td> <td>18.18%</td> </tr> <tr> <td>Uncertain</td> <td>1</td> <td>9.09%</td> </tr> <tr> <td>Disagree</td> <td>0</td> <td>0%</td> </tr> <tr> <td>Strongly Disagree</td> <td>0</td> <td>0%</td> </tr> </tbody> </table>	Choice	Number	Percentage	Strongly Agree	8	72.73%	Agree	2	18.18%	Uncertain	1	9.09%	Disagree	0	0%	Strongly Disagree	0	0%	<p>72.7%</p>		
Choice	Number	Percentage																					
Strongly Agree	8	72.73%																					
Agree	2	18.18%																					
Uncertain	1	9.09%																					
Disagree	0	0%																					
Strongly Disagree	0	0%																					
4	I participated actively in the Course	<table border="1"> <thead> <tr> <th>Choice</th> <th>Number</th> <th>Percentage</th> </tr> </thead> <tbody> <tr> <td>Strongly Agree</td> <td>8</td> <td>72.73%</td> </tr> <tr> <td>Agree</td> <td>3</td> <td>27.27%</td> </tr> <tr> <td>Uncertain</td> <td>0</td> <td>0%</td> </tr> <tr> <td>Disagree</td> <td>0</td> <td>0%</td> </tr> <tr> <td>Strongly Disagree</td> <td>0</td> <td>0%</td> </tr> </tbody> </table>	Choice	Number	Percentage	Strongly Agree	8	72.73%	Agree	3	27.27%	Uncertain	0	0%	Disagree	0	0%	Strongly Disagree	0	0%	<p>72.7%</p>		
Choice	Number	Percentage																					
Strongly Agree	8	72.73%																					
Agree	3	27.27%																					
Uncertain	0	0%																					
Disagree	0	0%																					
Strongly Disagree	0	0%																					

5	I think I have made progress in this Course	<table border="1"> <thead> <tr> <th>Choice</th> <th>Number</th> <th>Percentage</th> </tr> </thead> <tbody> <tr> <td>Strongly Agree</td> <td>7</td> <td>63.64%</td> </tr> <tr> <td>Agree</td> <td>4</td> <td>36.36%</td> </tr> <tr> <td>Uncertain</td> <td>0</td> <td>0%</td> </tr> <tr> <td>Disagree</td> <td>0</td> <td>0%</td> </tr> <tr> <td>Strongly Disagree</td> <td>0</td> <td>0%</td> </tr> </tbody> </table>	Choice	Number	Percentage	Strongly Agree	7	63.64%	Agree	4	36.36%	Uncertain	0	0%	Disagree	0	0%	Strongly Disagree	0	0%	 <p>● Stron... ● Agree</p>
Choice	Number	Percentage																			
Strongly Agree	7	63.64%																			
Agree	4	36.36%																			
Uncertain	0	0%																			
Disagree	0	0%																			
Strongly Disagree	0	0%																			
6	I think the Course was well structured to achieve the learning outcomes (there was a good balance of lectures, tutorials, practical etc.)	<table border="1"> <thead> <tr> <th>Choice</th> <th>Number</th> <th>Percentage</th> </tr> </thead> <tbody> <tr> <td>Strongly Agree</td> <td>8</td> <td>72.73%</td> </tr> <tr> <td>Agree</td> <td>3</td> <td>27.27%</td> </tr> <tr> <td>Uncertain</td> <td>0</td> <td>0%</td> </tr> <tr> <td>Disagree</td> <td>0</td> <td>0%</td> </tr> <tr> <td>Strongly Disagree</td> <td>0</td> <td>0%</td> </tr> </tbody> </table>	Choice	Number	Percentage	Strongly Agree	8	72.73%	Agree	3	27.27%	Uncertain	0	0%	Disagree	0	0%	Strongly Disagree	0	0%	 <p>● Stron... ● Agree</p>
Choice	Number	Percentage																			
Strongly Agree	8	72.73%																			
Agree	3	27.27%																			
Uncertain	0	0%																			
Disagree	0	0%																			
Strongly Disagree	0	0%																			
7	The learning and teaching methods encouraged participation	<table border="1"> <thead> <tr> <th>Choice</th> <th>Number</th> <th>Percentage</th> </tr> </thead> <tbody> <tr> <td>Strongly Agree</td> <td>4</td> <td>36.36%</td> </tr> <tr> <td>Agree</td> <td>7</td> <td>63.64%</td> </tr> <tr> <td>Uncertain</td> <td>0</td> <td>0%</td> </tr> <tr> <td>Disagree</td> <td>0</td> <td>0%</td> </tr> <tr> <td>Strongly Disagree</td> <td>0</td> <td>0%</td> </tr> </tbody> </table>	Choice	Number	Percentage	Strongly Agree	4	36.36%	Agree	7	63.64%	Uncertain	0	0%	Disagree	0	0%	Strongly Disagree	0	0%	 <p>● Stron... ● Agree</p>
Choice	Number	Percentage																			
Strongly Agree	4	36.36%																			
Agree	7	63.64%																			
Uncertain	0	0%																			
Disagree	0	0%																			
Strongly Disagree	0	0%																			
8	The overall environment in the class was conducive to learning	<table border="1"> <thead> <tr> <th>Choice</th> <th>Number</th> <th>Percentage</th> </tr> </thead> <tbody> <tr> <td>Strongly Agree</td> <td>9</td> <td>81.82%</td> </tr> <tr> <td>Agree</td> <td>2</td> <td>18.18%</td> </tr> <tr> <td>Uncertain</td> <td>0</td> <td>0%</td> </tr> <tr> <td>Disagree</td> <td>0</td> <td>0%</td> </tr> <tr> <td>Strongly Disagree</td> <td>0</td> <td>0%</td> </tr> </tbody> </table>	Choice	Number	Percentage	Strongly Agree	9	81.82%	Agree	2	18.18%	Uncertain	0	0%	Disagree	0	0%	Strongly Disagree	0	0%	 <p>● Stron... ● Agree</p>
Choice	Number	Percentage																			
Strongly Agree	9	81.82%																			
Agree	2	18.18%																			
Uncertain	0	0%																			
Disagree	0	0%																			
Strongly Disagree	0	0%																			
9	Classrooms were satisfactory	<table border="1"> <thead> <tr> <th>Choice</th> <th>Number</th> <th>Percentage</th> </tr> </thead> <tbody> <tr> <td>Strongly Agree</td> <td>7</td> <td>63.64%</td> </tr> <tr> <td>Agree</td> <td>4</td> <td>36.36%</td> </tr> <tr> <td>Uncertain</td> <td>0</td> <td>0%</td> </tr> <tr> <td>Disagree</td> <td>0</td> <td>0%</td> </tr> <tr> <td>Strongly Disagree</td> <td>0</td> <td>0%</td> </tr> </tbody> </table>	Choice	Number	Percentage	Strongly Agree	7	63.64%	Agree	4	36.36%	Uncertain	0	0%	Disagree	0	0%	Strongly Disagree	0	0%	 <p>● Stron... ● Agree</p>
Choice	Number	Percentage																			
Strongly Agree	7	63.64%																			
Agree	4	36.36%																			
Uncertain	0	0%																			
Disagree	0	0%																			
Strongly Disagree	0	0%																			

10	Learning materials (Lesson Plans, Course Notes etc.) were relevant and useful	<table border="1"> <thead> <tr> <th>Choice</th> <th>Number</th> <th>Percentage</th> </tr> </thead> <tbody> <tr> <td>Strongly Agree</td> <td>8</td> <td>72.73%</td> </tr> <tr> <td>Agree</td> <td>3</td> <td>27.27%</td> </tr> <tr> <td>Uncertain</td> <td>0</td> <td>0%</td> </tr> <tr> <td>Disagree</td> <td>0</td> <td>0%</td> </tr> <tr> <td>Strongly Disagree</td> <td>0</td> <td>0%</td> </tr> </tbody> </table>	Choice	Number	Percentage	Strongly Agree	8	72.73%	Agree	3	27.27%	Uncertain	0	0%	Disagree	0	0%	Strongly Disagree	0	0%	 <p>● Stron... ● Agree</p>
Choice	Number	Percentage																			
Strongly Agree	8	72.73%																			
Agree	3	27.27%																			
Uncertain	0	0%																			
Disagree	0	0%																			
Strongly Disagree	0	0%																			
11	Recommended reading Books etc. were relevant and appropriate	<table border="1"> <thead> <tr> <th>Choice</th> <th>Number</th> <th>Percentage</th> </tr> </thead> <tbody> <tr> <td>Strongly Agree</td> <td>3</td> <td>27.27%</td> </tr> <tr> <td>Agree</td> <td>8</td> <td>72.73%</td> </tr> <tr> <td>Uncertain</td> <td>0</td> <td>0%</td> </tr> <tr> <td>Disagree</td> <td>0</td> <td>0%</td> </tr> <tr> <td>Strongly Disagree</td> <td>0</td> <td>0%</td> </tr> </tbody> </table>	Choice	Number	Percentage	Strongly Agree	3	27.27%	Agree	8	72.73%	Uncertain	0	0%	Disagree	0	0%	Strongly Disagree	0	0%	 <p>● Stron... ● Agree</p>
Choice	Number	Percentage																			
Strongly Agree	3	27.27%																			
Agree	8	72.73%																			
Uncertain	0	0%																			
Disagree	0	0%																			
Strongly Disagree	0	0%																			
12	The provision of learning resources in the library was adequate and appropriate	<table border="1"> <thead> <tr> <th>Choice</th> <th>Number</th> <th>Percentage</th> </tr> </thead> <tbody> <tr> <td>Strongly Agree</td> <td>7</td> <td>63.64%</td> </tr> <tr> <td>Agree</td> <td>4</td> <td>36.36%</td> </tr> <tr> <td>Uncertain</td> <td>0</td> <td>0%</td> </tr> <tr> <td>Disagree</td> <td>0</td> <td>0%</td> </tr> <tr> <td>Strongly Disagree</td> <td>0</td> <td>0%</td> </tr> </tbody> </table>	Choice	Number	Percentage	Strongly Agree	7	63.64%	Agree	4	36.36%	Uncertain	0	0%	Disagree	0	0%	Strongly Disagree	0	0%	 <p>● Stron... ● Agree</p>
Choice	Number	Percentage																			
Strongly Agree	7	63.64%																			
Agree	4	36.36%																			
Uncertain	0	0%																			
Disagree	0	0%																			
Strongly Disagree	0	0%																			
13	The provision of learning resources on the Web was adequate and appropriate ( if relevant)	<table border="1"> <thead> <tr> <th>Choice</th> <th>Number</th> <th>Percentage</th> </tr> </thead> <tbody> <tr> <td>Strongly Agree</td> <td>3</td> <td>27.27%</td> </tr> <tr> <td>Agree</td> <td>8</td> <td>72.73%</td> </tr> <tr> <td>Uncertain</td> <td>0</td> <td>0%</td> </tr> <tr> <td>Disagree</td> <td>0</td> <td>0%</td> </tr> <tr> <td>Strongly Disagree</td> <td>0</td> <td>0%</td> </tr> </tbody> </table>	Choice	Number	Percentage	Strongly Agree	3	27.27%	Agree	8	72.73%	Uncertain	0	0%	Disagree	0	0%	Strongly Disagree	0	0%	 <p>● Stron... ● Agree</p>
Choice	Number	Percentage																			
Strongly Agree	3	27.27%																			
Agree	8	72.73%																			
Uncertain	0	0%																			
Disagree	0	0%																			
Strongly Disagree	0	0%																			
14	The Course stimulated my interest and thought on the subject area	<table border="1"> <thead> <tr> <th>Choice</th> <th>Number</th> <th>Percentage</th> </tr> </thead> <tbody> <tr> <td>Strongly Agree</td> <td>8</td> <td>72.73%</td> </tr> <tr> <td>Agree</td> <td>3</td> <td>27.27%</td> </tr> <tr> <td>Uncertain</td> <td>0</td> <td>0%</td> </tr> <tr> <td>Disagree</td> <td>0</td> <td>0%</td> </tr> <tr> <td>Strongly Disagree</td> <td>0</td> <td>0%</td> </tr> </tbody> </table>	Choice	Number	Percentage	Strongly Agree	8	72.73%	Agree	3	27.27%	Uncertain	0	0%	Disagree	0	0%	Strongly Disagree	0	0%	 <p>● Stron... ● Agree</p>
Choice	Number	Percentage																			
Strongly Agree	8	72.73%																			
Agree	3	27.27%																			
Uncertain	0	0%																			
Disagree	0	0%																			
Strongly Disagree	0	0%																			

15	The pace of the Course was appropriate	<table border="1"> <thead> <tr> <th>Choice</th> <th>Number</th> <th>Percentage</th> </tr> </thead> <tbody> <tr> <td>Strongly Agree</td> <td>7</td> <td>63.64%</td> </tr> <tr> <td>Agree</td> <td>4</td> <td>36.36%</td> </tr> <tr> <td>Uncertain</td> <td>0</td> <td>0%</td> </tr> <tr> <td>Disagree</td> <td>0</td> <td>0%</td> </tr> <tr> <td>Strongly Disagree</td> <td>0</td> <td>0%</td> </tr> </tbody> </table>	Choice	Number	Percentage	Strongly Agree	7	63.64%	Agree	4	36.36%	Uncertain	0	0%	Disagree	0	0%	Strongly Disagree	0	0%	 <p>● Stron... ● Agree</p>
Choice	Number	Percentage																			
Strongly Agree	7	63.64%																			
Agree	4	36.36%																			
Uncertain	0	0%																			
Disagree	0	0%																			
Strongly Disagree	0	0%																			
16	Ideas and concepts were presented clearly	<table border="1"> <thead> <tr> <th>Choice</th> <th>Number</th> <th>Percentage</th> </tr> </thead> <tbody> <tr> <td>Strongly Agree</td> <td>7</td> <td>63.64%</td> </tr> <tr> <td>Agree</td> <td>4</td> <td>36.36%</td> </tr> <tr> <td>Uncertain</td> <td>0</td> <td>0%</td> </tr> <tr> <td>Disagree</td> <td>0</td> <td>0%</td> </tr> <tr> <td>Strongly Disagree</td> <td>0</td> <td>0%</td> </tr> </tbody> </table>	Choice	Number	Percentage	Strongly Agree	7	63.64%	Agree	4	36.36%	Uncertain	0	0%	Disagree	0	0%	Strongly Disagree	0	0%	 <p>● Stron... ● Agree</p>
Choice	Number	Percentage																			
Strongly Agree	7	63.64%																			
Agree	4	36.36%																			
Uncertain	0	0%																			
Disagree	0	0%																			
Strongly Disagree	0	0%																			
17	The method of assessment were reasonable	<table border="1"> <thead> <tr> <th>Choice</th> <th>Number</th> <th>Percentage</th> </tr> </thead> <tbody> <tr> <td>Strongly Agree</td> <td>8</td> <td>72.73%</td> </tr> <tr> <td>Agree</td> <td>3</td> <td>27.27%</td> </tr> <tr> <td>Uncertain</td> <td>0</td> <td>0%</td> </tr> <tr> <td>Disagree</td> <td>0</td> <td>0%</td> </tr> <tr> <td>Strongly Disagree</td> <td>0</td> <td>0%</td> </tr> </tbody> </table>	Choice	Number	Percentage	Strongly Agree	8	72.73%	Agree	3	27.27%	Uncertain	0	0%	Disagree	0	0%	Strongly Disagree	0	0%	 <p>● Stron... ● Agree</p>
Choice	Number	Percentage																			
Strongly Agree	8	72.73%																			
Agree	3	27.27%																			
Uncertain	0	0%																			
Disagree	0	0%																			
Strongly Disagree	0	0%																			
18	Feedback on assessment was timely	<table border="1"> <thead> <tr> <th>Choice</th> <th>Number</th> <th>Percentage</th> </tr> </thead> <tbody> <tr> <td>Strongly Agree</td> <td>7</td> <td>63.64%</td> </tr> <tr> <td>Agree</td> <td>4</td> <td>36.36%</td> </tr> <tr> <td>Uncertain</td> <td>0</td> <td>0%</td> </tr> <tr> <td>Disagree</td> <td>0</td> <td>0%</td> </tr> <tr> <td>Strongly Disagree</td> <td>0</td> <td>0%</td> </tr> </tbody> </table>	Choice	Number	Percentage	Strongly Agree	7	63.64%	Agree	4	36.36%	Uncertain	0	0%	Disagree	0	0%	Strongly Disagree	0	0%	 <p>● Stron... ● Agree</p>
Choice	Number	Percentage																			
Strongly Agree	7	63.64%																			
Agree	4	36.36%																			
Uncertain	0	0%																			
Disagree	0	0%																			
Strongly Disagree	0	0%																			
19	Feedback on assessment was helpful	<table border="1"> <thead> <tr> <th>Choice</th> <th>Number</th> <th>Percentage</th> </tr> </thead> <tbody> <tr> <td>Strongly Agree</td> <td>4</td> <td>36.36%</td> </tr> <tr> <td>Agree</td> <td>7</td> <td>63.64%</td> </tr> <tr> <td>Uncertain</td> <td>0</td> <td>0%</td> </tr> <tr> <td>Disagree</td> <td>0</td> <td>0%</td> </tr> <tr> <td>Strongly Disagree</td> <td>0</td> <td>0%</td> </tr> </tbody> </table>	Choice	Number	Percentage	Strongly Agree	4	36.36%	Agree	7	63.64%	Uncertain	0	0%	Disagree	0	0%	Strongly Disagree	0	0%	 <p>● Stron... ● Agree</p>
Choice	Number	Percentage																			
Strongly Agree	4	36.36%																			
Agree	7	63.64%																			
Uncertain	0	0%																			
Disagree	0	0%																			
Strongly Disagree	0	0%																			

20	I understood the lectures	<table border="1"> <thead> <tr> <th>Choice</th> <th>Number</th> <th>Percentage</th> </tr> </thead> <tbody> <tr> <td>Strongly Agree</td> <td>8</td> <td>72.73%</td> </tr> <tr> <td>Agree</td> <td>3</td> <td>27.27%</td> </tr> <tr> <td>Uncertain</td> <td>0</td> <td>0%</td> </tr> <tr> <td>Disagree</td> <td>0</td> <td>0%</td> </tr> <tr> <td>Strongly Disagree</td> <td>0</td> <td>0%</td> </tr> </tbody> </table>	Choice	Number	Percentage	Strongly Agree	8	72.73%	Agree	3	27.27%	Uncertain	0	0%	Disagree	0	0%	Strongly Disagree	0	0%	 <p>● Stron... ● Agree</p>
Choice	Number	Percentage																			
Strongly Agree	8	72.73%																			
Agree	3	27.27%																			
Uncertain	0	0%																			
Disagree	0	0%																			
Strongly Disagree	0	0%																			
21	The material was well organized and presented	<table border="1"> <thead> <tr> <th>Choice</th> <th>Number</th> <th>Percentage</th> </tr> </thead> <tbody> <tr> <td>Strongly Agree</td> <td>7</td> <td>63.64%</td> </tr> <tr> <td>Agree</td> <td>3</td> <td>27.27%</td> </tr> <tr> <td>Uncertain</td> <td>1</td> <td>9.09%</td> </tr> <tr> <td>Disagree</td> <td>0</td> <td>0%</td> </tr> <tr> <td>Strongly Disagree</td> <td>0</td> <td>0%</td> </tr> </tbody> </table>	Choice	Number	Percentage	Strongly Agree	7	63.64%	Agree	3	27.27%	Uncertain	1	9.09%	Disagree	0	0%	Strongly Disagree	0	0%	 <p>● Stron... ● Agree ● Unce...</p>
Choice	Number	Percentage																			
Strongly Agree	7	63.64%																			
Agree	3	27.27%																			
Uncertain	1	9.09%																			
Disagree	0	0%																			
Strongly Disagree	0	0%																			
22	The instructor was responsive to student needs and problems	<table border="1"> <thead> <tr> <th>Choice</th> <th>Number</th> <th>Percentage</th> </tr> </thead> <tbody> <tr> <td>Strongly Agree</td> <td>7</td> <td>63.64%</td> </tr> <tr> <td>Agree</td> <td>4</td> <td>36.36%</td> </tr> <tr> <td>Uncertain</td> <td>0</td> <td>0%</td> </tr> <tr> <td>Disagree</td> <td>0</td> <td>0%</td> </tr> <tr> <td>Strongly Disagree</td> <td>0</td> <td>0%</td> </tr> </tbody> </table>	Choice	Number	Percentage	Strongly Agree	7	63.64%	Agree	4	36.36%	Uncertain	0	0%	Disagree	0	0%	Strongly Disagree	0	0%	 <p>● Stron... ● Agree</p>
Choice	Number	Percentage																			
Strongly Agree	7	63.64%																			
Agree	4	36.36%																			
Uncertain	0	0%																			
Disagree	0	0%																			
Strongly Disagree	0	0%																			
23	Had the instructor been regular throughout the course	<table border="1"> <thead> <tr> <th>Choice</th> <th>Number</th> <th>Percentage</th> </tr> </thead> <tbody> <tr> <td>Strongly Agree</td> <td>7</td> <td>63.64%</td> </tr> <tr> <td>Agree</td> <td>3</td> <td>27.27%</td> </tr> <tr> <td>Uncertain</td> <td>1</td> <td>9.09%</td> </tr> <tr> <td>Disagree</td> <td>0</td> <td>0%</td> </tr> <tr> <td>Strongly Disagree</td> <td>0</td> <td>0%</td> </tr> </tbody> </table>	Choice	Number	Percentage	Strongly Agree	7	63.64%	Agree	3	27.27%	Uncertain	1	9.09%	Disagree	0	0%	Strongly Disagree	0	0%	 <p>● Stron... ● Agree ● Unce...</p>
Choice	Number	Percentage																			
Strongly Agree	7	63.64%																			
Agree	3	27.27%																			
Uncertain	1	9.09%																			
Disagree	0	0%																			
Strongly Disagree	0	0%																			
24	The material in the tutorials was useful	<table border="1"> <thead> <tr> <th>Choice</th> <th>Number</th> <th>Percentage</th> </tr> </thead> <tbody> <tr> <td>Strongly Agree</td> <td>8</td> <td>72.73%</td> </tr> <tr> <td>Agree</td> <td>3</td> <td>27.27%</td> </tr> <tr> <td>Uncertain</td> <td>0</td> <td>0%</td> </tr> <tr> <td>Disagree</td> <td>0</td> <td>0%</td> </tr> <tr> <td>Strongly Disagree</td> <td>0</td> <td>0%</td> </tr> </tbody> </table>	Choice	Number	Percentage	Strongly Agree	8	72.73%	Agree	3	27.27%	Uncertain	0	0%	Disagree	0	0%	Strongly Disagree	0	0%	 <p>● Stron... ● Agree</p>
Choice	Number	Percentage																			
Strongly Agree	8	72.73%																			
Agree	3	27.27%																			
Uncertain	0	0%																			
Disagree	0	0%																			
Strongly Disagree	0	0%																			

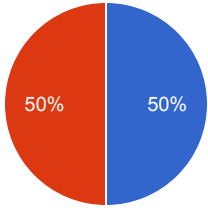
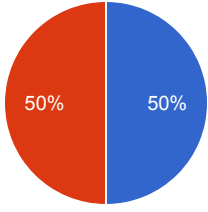
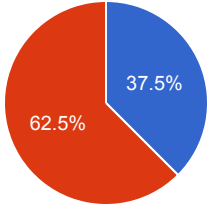
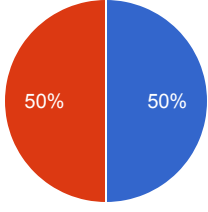
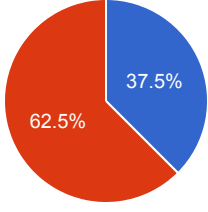
25	I was happy with the amount of work needed for tutorials	<table border="1"> <thead> <tr> <th>Choice</th> <th>Number</th> <th>Percentage</th> </tr> </thead> <tbody> <tr> <td>Strongly Agree</td> <td>7</td> <td>63.64%</td> </tr> <tr> <td>Agree</td> <td>3</td> <td>27.27%</td> </tr> <tr> <td>Uncertain</td> <td>1</td> <td>9.09%</td> </tr> <tr> <td>Disagree</td> <td>0</td> <td>0%</td> </tr> <tr> <td>Strongly Disagree</td> <td>0</td> <td>0%</td> </tr> </tbody> </table>	Choice	Number	Percentage	Strongly Agree	7	63.64%	Agree	3	27.27%	Uncertain	1	9.09%	Disagree	0	0%	Strongly Disagree	0	0%	 <p> <span style="color: blue;">●</span> Stron...  <span style="color: red;">●</span> Agree  <span style="color: orange;">●</span> Unce... </p>
Choice	Number	Percentage																			
Strongly Agree	7	63.64%																			
Agree	3	27.27%																			
Uncertain	1	9.09%																			
Disagree	0	0%																			
Strongly Disagree	0	0%																			
26	The tutor dealt effectively with my problems	<table border="1"> <thead> <tr> <th>Choice</th> <th>Number</th> <th>Percentage</th> </tr> </thead> <tbody> <tr> <td>Strongly Agree</td> <td>8</td> <td>72.73%</td> </tr> <tr> <td>Agree</td> <td>2</td> <td>18.18%</td> </tr> <tr> <td>Uncertain</td> <td>1</td> <td>9.09%</td> </tr> <tr> <td>Disagree</td> <td>0</td> <td>0%</td> </tr> <tr> <td>Strongly Disagree</td> <td>0</td> <td>0%</td> </tr> </tbody> </table>	Choice	Number	Percentage	Strongly Agree	8	72.73%	Agree	2	18.18%	Uncertain	1	9.09%	Disagree	0	0%	Strongly Disagree	0	0%	 <p> <span style="color: blue;">●</span> Stron...  <span style="color: red;">●</span> Agree  <span style="color: orange;">●</span> Unce... </p>
Choice	Number	Percentage																			
Strongly Agree	8	72.73%																			
Agree	2	18.18%																			
Uncertain	1	9.09%																			
Disagree	0	0%																			
Strongly Disagree	0	0%																			
27	The material in the practicals was useful	<table border="1"> <thead> <tr> <th>Choice</th> <th>Number</th> <th>Percentage</th> </tr> </thead> <tbody> <tr> <td>Strongly Agree</td> <td>8</td> <td>72.73%</td> </tr> <tr> <td>Agree</td> <td>3</td> <td>27.27%</td> </tr> <tr> <td>Uncertain</td> <td>0</td> <td>0%</td> </tr> <tr> <td>Disagree</td> <td>0</td> <td>0%</td> </tr> <tr> <td>Strongly Disagree</td> <td>0</td> <td>0%</td> </tr> </tbody> </table>	Choice	Number	Percentage	Strongly Agree	8	72.73%	Agree	3	27.27%	Uncertain	0	0%	Disagree	0	0%	Strongly Disagree	0	0%	 <p> <span style="color: blue;">●</span> Stron...  <span style="color: red;">●</span> Agree </p>
Choice	Number	Percentage																			
Strongly Agree	8	72.73%																			
Agree	3	27.27%																			
Uncertain	0	0%																			
Disagree	0	0%																			
Strongly Disagree	0	0%																			
28	The demonstrators dealt effectively with my problems	<table border="1"> <thead> <tr> <th>Choice</th> <th>Number</th> <th>Percentage</th> </tr> </thead> <tbody> <tr> <td>Strongly Agree</td> <td>7</td> <td>63.64%</td> </tr> <tr> <td>Agree</td> <td>3</td> <td>27.27%</td> </tr> <tr> <td>Uncertain</td> <td>1</td> <td>9.09%</td> </tr> <tr> <td>Disagree</td> <td>0</td> <td>0%</td> </tr> <tr> <td>Strongly Disagree</td> <td>0</td> <td>0%</td> </tr> </tbody> </table>	Choice	Number	Percentage	Strongly Agree	7	63.64%	Agree	3	27.27%	Uncertain	1	9.09%	Disagree	0	0%	Strongly Disagree	0	0%	 <p> <span style="color: blue;">●</span> Stron...  <span style="color: red;">●</span> Agree  <span style="color: orange;">●</span> Unce... </p>
Choice	Number	Percentage																			
Strongly Agree	7	63.64%																			
Agree	3	27.27%																			
Uncertain	1	9.09%																			
Disagree	0	0%																			
Strongly Disagree	0	0%																			
29	The best features of the Course were	<p>industries work  Extremely well instructor, keep him for the next semester as well.  Good  Good  satisfy  no  project analysis  project analysis  project analysis  project analysis  none</p>																			

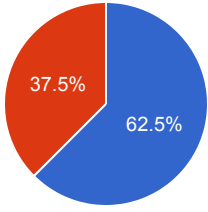
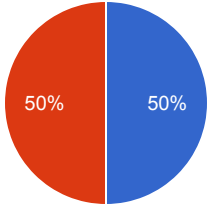
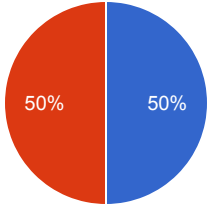
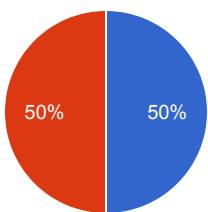
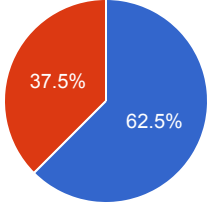
30	The Course could have been improved by	field work No improvement is require in case of having this teacher. Good Good satisfy no hod hod hod hod none
31	The University does not tolerate discrimination on any irrelevant distinction (e.g. race, age, gender) and is committed to work with diversity in a wholly positive way. Please indicate below anything in relation to this Course which may run counter to this objective	field work nil Good satisfy no how to manage a project..... how to manage a project..... how to manage a project..... how to manage a project..... none

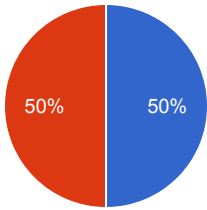
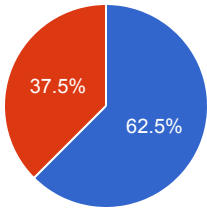
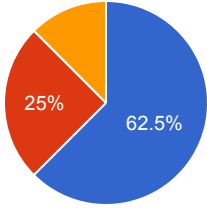
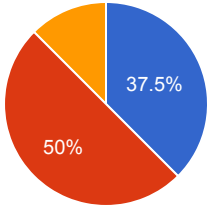
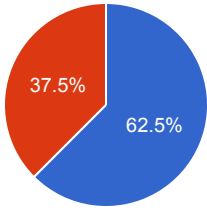
# Course Evaluation - Program: 0320

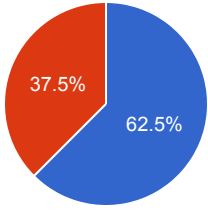
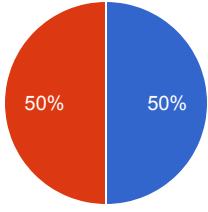
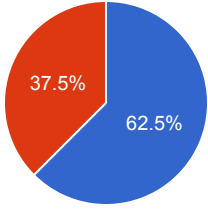
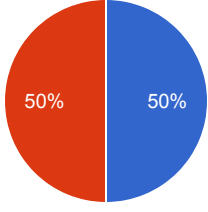
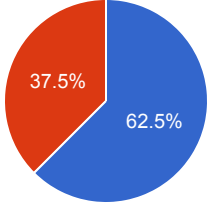
Teacher Name: FAZAL MUHAMMAD		Course ID: EE-602 Course Title: Stochastic Processes		Session: 2017 Fall																			
Shift: Weekend -- Section:		Total Strength: 16		Attempted: 8																			
S.No	Question	Opinions			Chart																		
1	The course objectives were clear	<table border="1"> <thead> <tr> <th>Choice</th> <th>Number</th> <th>Percentage</th> </tr> </thead> <tbody> <tr> <td>Strongly Agree</td> <td>3</td> <td>37.5%</td> </tr> <tr> <td>Agree</td> <td>5</td> <td>62.5%</td> </tr> <tr> <td>Uncertain</td> <td>0</td> <td>0%</td> </tr> <tr> <td>Disagree</td> <td>0</td> <td>0%</td> </tr> <tr> <td>Strongly Disagree</td> <td>0</td> <td>0%</td> </tr> </tbody> </table>	Choice	Number	Percentage	Strongly Agree	3	37.5%	Agree	5	62.5%	Uncertain	0	0%	Disagree	0	0%	Strongly Disagree	0	0%	<p>A pie chart showing the distribution of responses for the question 'The course objectives were clear'. The chart is divided into two segments: a blue segment representing 'Strongly Agree' at 37.5% and a red segment representing 'Agree' at 62.5%. A legend to the right of the chart shows a blue circle for 'Stron...' and a red circle for 'Agree'.</p>		
Choice	Number	Percentage																					
Strongly Agree	3	37.5%																					
Agree	5	62.5%																					
Uncertain	0	0%																					
Disagree	0	0%																					
Strongly Disagree	0	0%																					
2	The Course workload was manageable	<table border="1"> <thead> <tr> <th>Choice</th> <th>Number</th> <th>Percentage</th> </tr> </thead> <tbody> <tr> <td>Strongly Agree</td> <td>4</td> <td>50%</td> </tr> <tr> <td>Agree</td> <td>4</td> <td>50%</td> </tr> <tr> <td>Uncertain</td> <td>0</td> <td>0%</td> </tr> <tr> <td>Disagree</td> <td>0</td> <td>0%</td> </tr> <tr> <td>Strongly Disagree</td> <td>0</td> <td>0%</td> </tr> </tbody> </table>	Choice	Number	Percentage	Strongly Agree	4	50%	Agree	4	50%	Uncertain	0	0%	Disagree	0	0%	Strongly Disagree	0	0%	<p>A pie chart showing the distribution of responses for the question 'The Course workload was manageable'. The chart is divided into two equal segments: a blue segment representing 'Strongly Agree' at 50% and a red segment representing 'Agree' at 50%. A legend to the right of the chart shows a blue circle for 'Stron...' and a red circle for 'Agree'.</p>		
Choice	Number	Percentage																					
Strongly Agree	4	50%																					
Agree	4	50%																					
Uncertain	0	0%																					
Disagree	0	0%																					
Strongly Disagree	0	0%																					
3	The Course was well organized (e.g. timely access to materials, notification of changes, etc.)	<table border="1"> <thead> <tr> <th>Choice</th> <th>Number</th> <th>Percentage</th> </tr> </thead> <tbody> <tr> <td>Strongly Agree</td> <td>3</td> <td>37.5%</td> </tr> <tr> <td>Agree</td> <td>5</td> <td>62.5%</td> </tr> <tr> <td>Uncertain</td> <td>0</td> <td>0%</td> </tr> <tr> <td>Disagree</td> <td>0</td> <td>0%</td> </tr> <tr> <td>Strongly Disagree</td> <td>0</td> <td>0%</td> </tr> </tbody> </table>	Choice	Number	Percentage	Strongly Agree	3	37.5%	Agree	5	62.5%	Uncertain	0	0%	Disagree	0	0%	Strongly Disagree	0	0%	<p>A pie chart showing the distribution of responses for the question 'The Course was well organized (e.g. timely access to materials, notification of changes, etc.)'. The chart is divided into two segments: a blue segment representing 'Strongly Agree' at 37.5% and a red segment representing 'Agree' at 62.5%. A legend to the right of the chart shows a blue circle for 'Stron...' and a red circle for 'Agree'.</p>		
Choice	Number	Percentage																					
Strongly Agree	3	37.5%																					
Agree	5	62.5%																					
Uncertain	0	0%																					
Disagree	0	0%																					
Strongly Disagree	0	0%																					
4	I participated actively in the Course	<table border="1"> <thead> <tr> <th>Choice</th> <th>Number</th> <th>Percentage</th> </tr> </thead> <tbody> <tr> <td>Strongly Agree</td> <td>4</td> <td>50%</td> </tr> <tr> <td>Agree</td> <td>4</td> <td>50%</td> </tr> <tr> <td>Uncertain</td> <td>0</td> <td>0%</td> </tr> <tr> <td>Disagree</td> <td>0</td> <td>0%</td> </tr> <tr> <td>Strongly Disagree</td> <td>0</td> <td>0%</td> </tr> </tbody> </table>	Choice	Number	Percentage	Strongly Agree	4	50%	Agree	4	50%	Uncertain	0	0%	Disagree	0	0%	Strongly Disagree	0	0%	<p>A pie chart showing the distribution of responses for the question 'I participated actively in the Course'. The chart is divided into two equal segments: a blue segment representing 'Strongly Agree' at 50% and a red segment representing 'Agree' at 50%. A legend to the right of the chart shows a blue circle for 'Stron...' and a red circle for 'Agree'.</p>		
Choice	Number	Percentage																					
Strongly Agree	4	50%																					
Agree	4	50%																					
Uncertain	0	0%																					
Disagree	0	0%																					
Strongly Disagree	0	0%																					

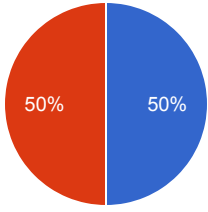
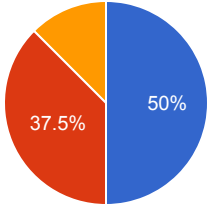
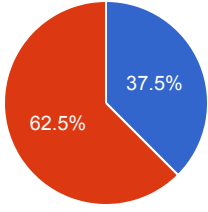
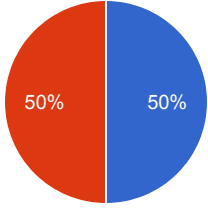


5	I think I have made progress in this Course	<table border="1"> <thead> <tr> <th>Choice</th> <th>Number</th> <th>Percentage</th> </tr> </thead> <tbody> <tr> <td>Strongly Agree</td> <td>4</td> <td>50%</td> </tr> <tr> <td>Agree</td> <td>4</td> <td>50%</td> </tr> <tr> <td>Uncertain</td> <td>0</td> <td>0%</td> </tr> <tr> <td>Disagree</td> <td>0</td> <td>0%</td> </tr> <tr> <td>Strongly Disagree</td> <td>0</td> <td>0%</td> </tr> </tbody> </table>	Choice	Number	Percentage	Strongly Agree	4	50%	Agree	4	50%	Uncertain	0	0%	Disagree	0	0%	Strongly Disagree	0	0%	 <p>● Stron... ● Agree</p>
Choice	Number	Percentage																			
Strongly Agree	4	50%																			
Agree	4	50%																			
Uncertain	0	0%																			
Disagree	0	0%																			
Strongly Disagree	0	0%																			
6	I think the Course was well structured to achieve the learning outcomes (there was a good balance of lectures, tutorials, practical etc.)	<table border="1"> <thead> <tr> <th>Choice</th> <th>Number</th> <th>Percentage</th> </tr> </thead> <tbody> <tr> <td>Strongly Agree</td> <td>4</td> <td>50%</td> </tr> <tr> <td>Agree</td> <td>4</td> <td>50%</td> </tr> <tr> <td>Uncertain</td> <td>0</td> <td>0%</td> </tr> <tr> <td>Disagree</td> <td>0</td> <td>0%</td> </tr> <tr> <td>Strongly Disagree</td> <td>0</td> <td>0%</td> </tr> </tbody> </table>	Choice	Number	Percentage	Strongly Agree	4	50%	Agree	4	50%	Uncertain	0	0%	Disagree	0	0%	Strongly Disagree	0	0%	 <p>● Stron... ● Agree</p>
Choice	Number	Percentage																			
Strongly Agree	4	50%																			
Agree	4	50%																			
Uncertain	0	0%																			
Disagree	0	0%																			
Strongly Disagree	0	0%																			
7	The learning and teaching methods encouraged participation	<table border="1"> <thead> <tr> <th>Choice</th> <th>Number</th> <th>Percentage</th> </tr> </thead> <tbody> <tr> <td>Strongly Agree</td> <td>3</td> <td>37.5%</td> </tr> <tr> <td>Agree</td> <td>5</td> <td>62.5%</td> </tr> <tr> <td>Uncertain</td> <td>0</td> <td>0%</td> </tr> <tr> <td>Disagree</td> <td>0</td> <td>0%</td> </tr> <tr> <td>Strongly Disagree</td> <td>0</td> <td>0%</td> </tr> </tbody> </table>	Choice	Number	Percentage	Strongly Agree	3	37.5%	Agree	5	62.5%	Uncertain	0	0%	Disagree	0	0%	Strongly Disagree	0	0%	 <p>● Stron... ● Agree</p>
Choice	Number	Percentage																			
Strongly Agree	3	37.5%																			
Agree	5	62.5%																			
Uncertain	0	0%																			
Disagree	0	0%																			
Strongly Disagree	0	0%																			
8	The overall environment in the class was conducive to learning	<table border="1"> <thead> <tr> <th>Choice</th> <th>Number</th> <th>Percentage</th> </tr> </thead> <tbody> <tr> <td>Strongly Agree</td> <td>4</td> <td>50%</td> </tr> <tr> <td>Agree</td> <td>4</td> <td>50%</td> </tr> <tr> <td>Uncertain</td> <td>0</td> <td>0%</td> </tr> <tr> <td>Disagree</td> <td>0</td> <td>0%</td> </tr> <tr> <td>Strongly Disagree</td> <td>0</td> <td>0%</td> </tr> </tbody> </table>	Choice	Number	Percentage	Strongly Agree	4	50%	Agree	4	50%	Uncertain	0	0%	Disagree	0	0%	Strongly Disagree	0	0%	 <p>● Stron... ● Agree</p>
Choice	Number	Percentage																			
Strongly Agree	4	50%																			
Agree	4	50%																			
Uncertain	0	0%																			
Disagree	0	0%																			
Strongly Disagree	0	0%																			
9	Classrooms were satisfactory	<table border="1"> <thead> <tr> <th>Choice</th> <th>Number</th> <th>Percentage</th> </tr> </thead> <tbody> <tr> <td>Strongly Agree</td> <td>3</td> <td>37.5%</td> </tr> <tr> <td>Agree</td> <td>5</td> <td>62.5%</td> </tr> <tr> <td>Uncertain</td> <td>0</td> <td>0%</td> </tr> <tr> <td>Disagree</td> <td>0</td> <td>0%</td> </tr> <tr> <td>Strongly Disagree</td> <td>0</td> <td>0%</td> </tr> </tbody> </table>	Choice	Number	Percentage	Strongly Agree	3	37.5%	Agree	5	62.5%	Uncertain	0	0%	Disagree	0	0%	Strongly Disagree	0	0%	 <p>● Stron... ● Agree</p>
Choice	Number	Percentage																			
Strongly Agree	3	37.5%																			
Agree	5	62.5%																			
Uncertain	0	0%																			
Disagree	0	0%																			
Strongly Disagree	0	0%																			

10	Learning materials (Lesson Plans, Course Notes etc.) were relevant and useful	<table border="1"> <thead> <tr> <th>Choice</th> <th>Number</th> <th>Percentage</th> </tr> </thead> <tbody> <tr> <td>Strongly Agree</td> <td>5</td> <td>62.5%</td> </tr> <tr> <td>Agree</td> <td>3</td> <td>37.5%</td> </tr> <tr> <td>Uncertain</td> <td>0</td> <td>0%</td> </tr> <tr> <td>Disagree</td> <td>0</td> <td>0%</td> </tr> <tr> <td>Strongly Disagree</td> <td>0</td> <td>0%</td> </tr> </tbody> </table>	Choice	Number	Percentage	Strongly Agree	5	62.5%	Agree	3	37.5%	Uncertain	0	0%	Disagree	0	0%	Strongly Disagree	0	0%	 <p>● Stron... ● Agree</p>
Choice	Number	Percentage																			
Strongly Agree	5	62.5%																			
Agree	3	37.5%																			
Uncertain	0	0%																			
Disagree	0	0%																			
Strongly Disagree	0	0%																			
11	Recommended reading Books etc. were relevant and appropriate	<table border="1"> <thead> <tr> <th>Choice</th> <th>Number</th> <th>Percentage</th> </tr> </thead> <tbody> <tr> <td>Strongly Agree</td> <td>4</td> <td>50%</td> </tr> <tr> <td>Agree</td> <td>4</td> <td>50%</td> </tr> <tr> <td>Uncertain</td> <td>0</td> <td>0%</td> </tr> <tr> <td>Disagree</td> <td>0</td> <td>0%</td> </tr> <tr> <td>Strongly Disagree</td> <td>0</td> <td>0%</td> </tr> </tbody> </table>	Choice	Number	Percentage	Strongly Agree	4	50%	Agree	4	50%	Uncertain	0	0%	Disagree	0	0%	Strongly Disagree	0	0%	 <p>● Stron... ● Agree</p>
Choice	Number	Percentage																			
Strongly Agree	4	50%																			
Agree	4	50%																			
Uncertain	0	0%																			
Disagree	0	0%																			
Strongly Disagree	0	0%																			
12	The provision of learning resources in the library was adequate and appropriate	<table border="1"> <thead> <tr> <th>Choice</th> <th>Number</th> <th>Percentage</th> </tr> </thead> <tbody> <tr> <td>Strongly Agree</td> <td>4</td> <td>50%</td> </tr> <tr> <td>Agree</td> <td>4</td> <td>50%</td> </tr> <tr> <td>Uncertain</td> <td>0</td> <td>0%</td> </tr> <tr> <td>Disagree</td> <td>0</td> <td>0%</td> </tr> <tr> <td>Strongly Disagree</td> <td>0</td> <td>0%</td> </tr> </tbody> </table>	Choice	Number	Percentage	Strongly Agree	4	50%	Agree	4	50%	Uncertain	0	0%	Disagree	0	0%	Strongly Disagree	0	0%	 <p>● Stron... ● Agree</p>
Choice	Number	Percentage																			
Strongly Agree	4	50%																			
Agree	4	50%																			
Uncertain	0	0%																			
Disagree	0	0%																			
Strongly Disagree	0	0%																			
13	The provision of learning resources on the Web was adequate and appropriate ( if relevant)	<table border="1"> <thead> <tr> <th>Choice</th> <th>Number</th> <th>Percentage</th> </tr> </thead> <tbody> <tr> <td>Strongly Agree</td> <td>4</td> <td>50%</td> </tr> <tr> <td>Agree</td> <td>4</td> <td>50%</td> </tr> <tr> <td>Uncertain</td> <td>0</td> <td>0%</td> </tr> <tr> <td>Disagree</td> <td>0</td> <td>0%</td> </tr> <tr> <td>Strongly Disagree</td> <td>0</td> <td>0%</td> </tr> </tbody> </table>	Choice	Number	Percentage	Strongly Agree	4	50%	Agree	4	50%	Uncertain	0	0%	Disagree	0	0%	Strongly Disagree	0	0%	 <p>● Stron... ● Agree</p>
Choice	Number	Percentage																			
Strongly Agree	4	50%																			
Agree	4	50%																			
Uncertain	0	0%																			
Disagree	0	0%																			
Strongly Disagree	0	0%																			
14	The Course stimulated my interest and thought on the subject area	<table border="1"> <thead> <tr> <th>Choice</th> <th>Number</th> <th>Percentage</th> </tr> </thead> <tbody> <tr> <td>Strongly Agree</td> <td>5</td> <td>62.5%</td> </tr> <tr> <td>Agree</td> <td>3</td> <td>37.5%</td> </tr> <tr> <td>Uncertain</td> <td>0</td> <td>0%</td> </tr> <tr> <td>Disagree</td> <td>0</td> <td>0%</td> </tr> <tr> <td>Strongly Disagree</td> <td>0</td> <td>0%</td> </tr> </tbody> </table>	Choice	Number	Percentage	Strongly Agree	5	62.5%	Agree	3	37.5%	Uncertain	0	0%	Disagree	0	0%	Strongly Disagree	0	0%	 <p>● Stron... ● Agree</p>
Choice	Number	Percentage																			
Strongly Agree	5	62.5%																			
Agree	3	37.5%																			
Uncertain	0	0%																			
Disagree	0	0%																			
Strongly Disagree	0	0%																			

15	The pace of the Course was appropriate	<table border="1"> <thead> <tr> <th>Choice</th> <th>Number</th> <th>Percentage</th> </tr> </thead> <tbody> <tr> <td>Strongly Agree</td> <td>4</td> <td>50%</td> </tr> <tr> <td>Agree</td> <td>4</td> <td>50%</td> </tr> <tr> <td>Uncertain</td> <td>0</td> <td>0%</td> </tr> <tr> <td>Disagree</td> <td>0</td> <td>0%</td> </tr> <tr> <td>Strongly Disagree</td> <td>0</td> <td>0%</td> </tr> </tbody> </table>	Choice	Number	Percentage	Strongly Agree	4	50%	Agree	4	50%	Uncertain	0	0%	Disagree	0	0%	Strongly Disagree	0	0%	 <p> <span style="color: blue;">●</span> Stron...  <span style="color: red;">●</span> Agree         </p>
Choice	Number	Percentage																			
Strongly Agree	4	50%																			
Agree	4	50%																			
Uncertain	0	0%																			
Disagree	0	0%																			
Strongly Disagree	0	0%																			
16	Ideas and concepts were presented clearly	<table border="1"> <thead> <tr> <th>Choice</th> <th>Number</th> <th>Percentage</th> </tr> </thead> <tbody> <tr> <td>Strongly Agree</td> <td>5</td> <td>62.5%</td> </tr> <tr> <td>Agree</td> <td>3</td> <td>37.5%</td> </tr> <tr> <td>Uncertain</td> <td>0</td> <td>0%</td> </tr> <tr> <td>Disagree</td> <td>0</td> <td>0%</td> </tr> <tr> <td>Strongly Disagree</td> <td>0</td> <td>0%</td> </tr> </tbody> </table>	Choice	Number	Percentage	Strongly Agree	5	62.5%	Agree	3	37.5%	Uncertain	0	0%	Disagree	0	0%	Strongly Disagree	0	0%	 <p> <span style="color: blue;">●</span> Stron...  <span style="color: red;">●</span> Agree         </p>
Choice	Number	Percentage																			
Strongly Agree	5	62.5%																			
Agree	3	37.5%																			
Uncertain	0	0%																			
Disagree	0	0%																			
Strongly Disagree	0	0%																			
17	The method of assessment were reasonable	<table border="1"> <thead> <tr> <th>Choice</th> <th>Number</th> <th>Percentage</th> </tr> </thead> <tbody> <tr> <td>Strongly Agree</td> <td>5</td> <td>62.5%</td> </tr> <tr> <td>Agree</td> <td>2</td> <td>25%</td> </tr> <tr> <td>Uncertain</td> <td>1</td> <td>12.5%</td> </tr> <tr> <td>Disagree</td> <td>0</td> <td>0%</td> </tr> <tr> <td>Strongly Disagree</td> <td>0</td> <td>0%</td> </tr> </tbody> </table>	Choice	Number	Percentage	Strongly Agree	5	62.5%	Agree	2	25%	Uncertain	1	12.5%	Disagree	0	0%	Strongly Disagree	0	0%	 <p> <span style="color: blue;">●</span> Stron...  <span style="color: red;">●</span> Agree  <span style="color: orange;">●</span> Unce...         </p>
Choice	Number	Percentage																			
Strongly Agree	5	62.5%																			
Agree	2	25%																			
Uncertain	1	12.5%																			
Disagree	0	0%																			
Strongly Disagree	0	0%																			
18	Feedback on assessment was timely	<table border="1"> <thead> <tr> <th>Choice</th> <th>Number</th> <th>Percentage</th> </tr> </thead> <tbody> <tr> <td>Strongly Agree</td> <td>3</td> <td>37.5%</td> </tr> <tr> <td>Agree</td> <td>4</td> <td>50%</td> </tr> <tr> <td>Uncertain</td> <td>1</td> <td>12.5%</td> </tr> <tr> <td>Disagree</td> <td>0</td> <td>0%</td> </tr> <tr> <td>Strongly Disagree</td> <td>0</td> <td>0%</td> </tr> </tbody> </table>	Choice	Number	Percentage	Strongly Agree	3	37.5%	Agree	4	50%	Uncertain	1	12.5%	Disagree	0	0%	Strongly Disagree	0	0%	 <p> <span style="color: blue;">●</span> Stron...  <span style="color: red;">●</span> Agree  <span style="color: orange;">●</span> Unce...         </p>
Choice	Number	Percentage																			
Strongly Agree	3	37.5%																			
Agree	4	50%																			
Uncertain	1	12.5%																			
Disagree	0	0%																			
Strongly Disagree	0	0%																			
19	Feedback on assessment was helpful	<table border="1"> <thead> <tr> <th>Choice</th> <th>Number</th> <th>Percentage</th> </tr> </thead> <tbody> <tr> <td>Strongly Agree</td> <td>5</td> <td>62.5%</td> </tr> <tr> <td>Agree</td> <td>3</td> <td>37.5%</td> </tr> <tr> <td>Uncertain</td> <td>0</td> <td>0%</td> </tr> <tr> <td>Disagree</td> <td>0</td> <td>0%</td> </tr> <tr> <td>Strongly Disagree</td> <td>0</td> <td>0%</td> </tr> </tbody> </table>	Choice	Number	Percentage	Strongly Agree	5	62.5%	Agree	3	37.5%	Uncertain	0	0%	Disagree	0	0%	Strongly Disagree	0	0%	 <p> <span style="color: blue;">●</span> Stron...  <span style="color: red;">●</span> Agree         </p>
Choice	Number	Percentage																			
Strongly Agree	5	62.5%																			
Agree	3	37.5%																			
Uncertain	0	0%																			
Disagree	0	0%																			
Strongly Disagree	0	0%																			

20	I understood the lectures	<table border="1"> <thead> <tr> <th>Choice</th> <th>Number</th> <th>Percentage</th> </tr> </thead> <tbody> <tr> <td>Strongly Agree</td> <td>5</td> <td>62.5%</td> </tr> <tr> <td>Agree</td> <td>3</td> <td>37.5%</td> </tr> <tr> <td>Uncertain</td> <td>0</td> <td>0%</td> </tr> <tr> <td>Disagree</td> <td>0</td> <td>0%</td> </tr> <tr> <td>Strongly Disagree</td> <td>0</td> <td>0%</td> </tr> </tbody> </table>	Choice	Number	Percentage	Strongly Agree	5	62.5%	Agree	3	37.5%	Uncertain	0	0%	Disagree	0	0%	Strongly Disagree	0	0%	 <p>● Stron... ● Agree</p>
Choice	Number	Percentage																			
Strongly Agree	5	62.5%																			
Agree	3	37.5%																			
Uncertain	0	0%																			
Disagree	0	0%																			
Strongly Disagree	0	0%																			
21	The material was well organized and presented	<table border="1"> <thead> <tr> <th>Choice</th> <th>Number</th> <th>Percentage</th> </tr> </thead> <tbody> <tr> <td>Strongly Agree</td> <td>4</td> <td>50%</td> </tr> <tr> <td>Agree</td> <td>4</td> <td>50%</td> </tr> <tr> <td>Uncertain</td> <td>0</td> <td>0%</td> </tr> <tr> <td>Disagree</td> <td>0</td> <td>0%</td> </tr> <tr> <td>Strongly Disagree</td> <td>0</td> <td>0%</td> </tr> </tbody> </table>	Choice	Number	Percentage	Strongly Agree	4	50%	Agree	4	50%	Uncertain	0	0%	Disagree	0	0%	Strongly Disagree	0	0%	 <p>● Stron... ● Agree</p>
Choice	Number	Percentage																			
Strongly Agree	4	50%																			
Agree	4	50%																			
Uncertain	0	0%																			
Disagree	0	0%																			
Strongly Disagree	0	0%																			
22	The instructor was responsive to student needs and problems	<table border="1"> <thead> <tr> <th>Choice</th> <th>Number</th> <th>Percentage</th> </tr> </thead> <tbody> <tr> <td>Strongly Agree</td> <td>5</td> <td>62.5%</td> </tr> <tr> <td>Agree</td> <td>3</td> <td>37.5%</td> </tr> <tr> <td>Uncertain</td> <td>0</td> <td>0%</td> </tr> <tr> <td>Disagree</td> <td>0</td> <td>0%</td> </tr> <tr> <td>Strongly Disagree</td> <td>0</td> <td>0%</td> </tr> </tbody> </table>	Choice	Number	Percentage	Strongly Agree	5	62.5%	Agree	3	37.5%	Uncertain	0	0%	Disagree	0	0%	Strongly Disagree	0	0%	 <p>● Stron... ● Agree</p>
Choice	Number	Percentage																			
Strongly Agree	5	62.5%																			
Agree	3	37.5%																			
Uncertain	0	0%																			
Disagree	0	0%																			
Strongly Disagree	0	0%																			
23	Had the instructor been regular throughout the course	<table border="1"> <thead> <tr> <th>Choice</th> <th>Number</th> <th>Percentage</th> </tr> </thead> <tbody> <tr> <td>Strongly Agree</td> <td>4</td> <td>50%</td> </tr> <tr> <td>Agree</td> <td>4</td> <td>50%</td> </tr> <tr> <td>Uncertain</td> <td>0</td> <td>0%</td> </tr> <tr> <td>Disagree</td> <td>0</td> <td>0%</td> </tr> <tr> <td>Strongly Disagree</td> <td>0</td> <td>0%</td> </tr> </tbody> </table>	Choice	Number	Percentage	Strongly Agree	4	50%	Agree	4	50%	Uncertain	0	0%	Disagree	0	0%	Strongly Disagree	0	0%	 <p>● Stron... ● Agree</p>
Choice	Number	Percentage																			
Strongly Agree	4	50%																			
Agree	4	50%																			
Uncertain	0	0%																			
Disagree	0	0%																			
Strongly Disagree	0	0%																			
24	The material in the tutorials was useful	<table border="1"> <thead> <tr> <th>Choice</th> <th>Number</th> <th>Percentage</th> </tr> </thead> <tbody> <tr> <td>Strongly Agree</td> <td>5</td> <td>62.5%</td> </tr> <tr> <td>Agree</td> <td>3</td> <td>37.5%</td> </tr> <tr> <td>Uncertain</td> <td>0</td> <td>0%</td> </tr> <tr> <td>Disagree</td> <td>0</td> <td>0%</td> </tr> <tr> <td>Strongly Disagree</td> <td>0</td> <td>0%</td> </tr> </tbody> </table>	Choice	Number	Percentage	Strongly Agree	5	62.5%	Agree	3	37.5%	Uncertain	0	0%	Disagree	0	0%	Strongly Disagree	0	0%	 <p>● Stron... ● Agree</p>
Choice	Number	Percentage																			
Strongly Agree	5	62.5%																			
Agree	3	37.5%																			
Uncertain	0	0%																			
Disagree	0	0%																			
Strongly Disagree	0	0%																			

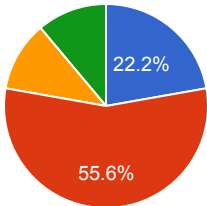
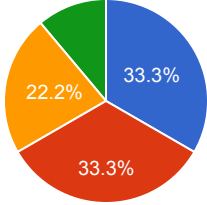
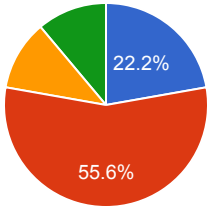
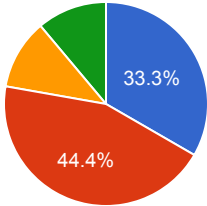
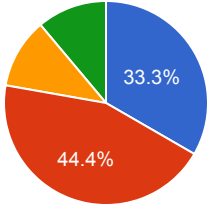
25	I was happy with the amount of work needed for tutorials	<table border="1"> <thead> <tr> <th>Choice</th> <th>Number</th> <th>Percentage</th> </tr> </thead> <tbody> <tr> <td>Strongly Agree</td> <td>4</td> <td>50%</td> </tr> <tr> <td>Agree</td> <td>4</td> <td>50%</td> </tr> <tr> <td>Uncertain</td> <td>0</td> <td>0%</td> </tr> <tr> <td>Disagree</td> <td>0</td> <td>0%</td> </tr> <tr> <td>Strongly Disagree</td> <td>0</td> <td>0%</td> </tr> </tbody> </table>	Choice	Number	Percentage	Strongly Agree	4	50%	Agree	4	50%	Uncertain	0	0%	Disagree	0	0%	Strongly Disagree	0	0%	 <p>● Stron... ● Agree</p>
Choice	Number	Percentage																			
Strongly Agree	4	50%																			
Agree	4	50%																			
Uncertain	0	0%																			
Disagree	0	0%																			
Strongly Disagree	0	0%																			
26	The tutor dealt effectively with my problems	<table border="1"> <thead> <tr> <th>Choice</th> <th>Number</th> <th>Percentage</th> </tr> </thead> <tbody> <tr> <td>Strongly Agree</td> <td>4</td> <td>50%</td> </tr> <tr> <td>Agree</td> <td>3</td> <td>37.5%</td> </tr> <tr> <td>Uncertain</td> <td>1</td> <td>12.5%</td> </tr> <tr> <td>Disagree</td> <td>0</td> <td>0%</td> </tr> <tr> <td>Strongly Disagree</td> <td>0</td> <td>0%</td> </tr> </tbody> </table>	Choice	Number	Percentage	Strongly Agree	4	50%	Agree	3	37.5%	Uncertain	1	12.5%	Disagree	0	0%	Strongly Disagree	0	0%	 <p>● Stron... ● Agree ● Unce...</p>
Choice	Number	Percentage																			
Strongly Agree	4	50%																			
Agree	3	37.5%																			
Uncertain	1	12.5%																			
Disagree	0	0%																			
Strongly Disagree	0	0%																			
27	The material in the practicals was useful	<table border="1"> <thead> <tr> <th>Choice</th> <th>Number</th> <th>Percentage</th> </tr> </thead> <tbody> <tr> <td>Strongly Agree</td> <td>3</td> <td>37.5%</td> </tr> <tr> <td>Agree</td> <td>5</td> <td>62.5%</td> </tr> <tr> <td>Uncertain</td> <td>0</td> <td>0%</td> </tr> <tr> <td>Disagree</td> <td>0</td> <td>0%</td> </tr> <tr> <td>Strongly Disagree</td> <td>0</td> <td>0%</td> </tr> </tbody> </table>	Choice	Number	Percentage	Strongly Agree	3	37.5%	Agree	5	62.5%	Uncertain	0	0%	Disagree	0	0%	Strongly Disagree	0	0%	 <p>● Stron... ● Agree</p>
Choice	Number	Percentage																			
Strongly Agree	3	37.5%																			
Agree	5	62.5%																			
Uncertain	0	0%																			
Disagree	0	0%																			
Strongly Disagree	0	0%																			
28	The demonstrators dealt effectively with my problems	<table border="1"> <thead> <tr> <th>Choice</th> <th>Number</th> <th>Percentage</th> </tr> </thead> <tbody> <tr> <td>Strongly Agree</td> <td>4</td> <td>50%</td> </tr> <tr> <td>Agree</td> <td>4</td> <td>50%</td> </tr> <tr> <td>Uncertain</td> <td>0</td> <td>0%</td> </tr> <tr> <td>Disagree</td> <td>0</td> <td>0%</td> </tr> <tr> <td>Strongly Disagree</td> <td>0</td> <td>0%</td> </tr> </tbody> </table>	Choice	Number	Percentage	Strongly Agree	4	50%	Agree	4	50%	Uncertain	0	0%	Disagree	0	0%	Strongly Disagree	0	0%	 <p>● Stron... ● Agree</p>
Choice	Number	Percentage																			
Strongly Agree	4	50%																			
Agree	4	50%																			
Uncertain	0	0%																			
Disagree	0	0%																			
Strongly Disagree	0	0%																			
29	The best features of the Course were	field work nil Good Good no feature just read no field work none																			
30	The Course could have been improved by	field work nil Good Good nill no hod none																			

31	The University does not tolerate discrimination on any irrelevant distinction (e.g. race, age, gender) and is committed to work with diversity in a wholly positive way. Please indicate below anything in relation to this Course which may run counter to this objective	analysis base nil Good management problems no analysis background none
----	--	--

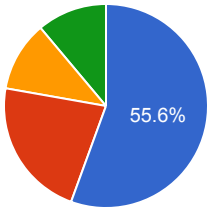
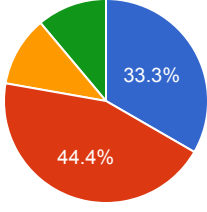
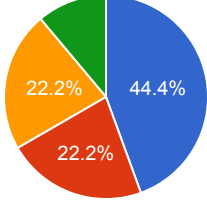
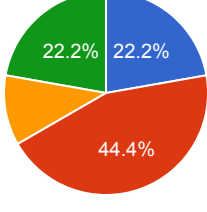
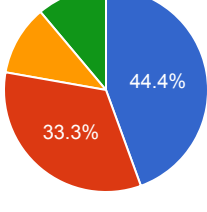
---

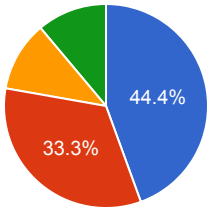
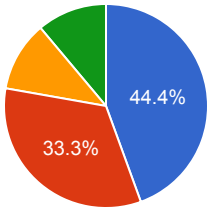
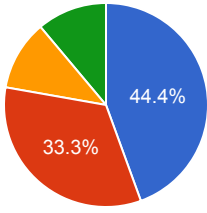
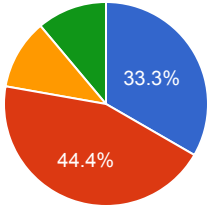
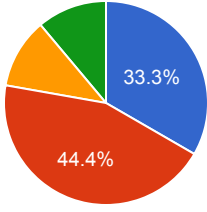
# Course Evaluation - Program: 0320

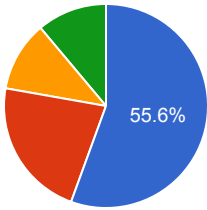
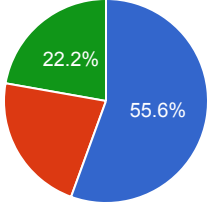
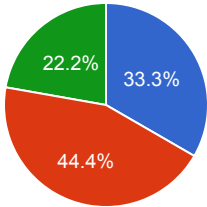
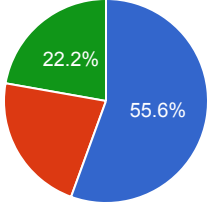
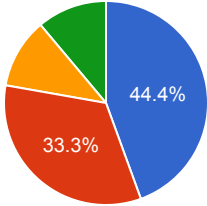
Teacher Name: IMRANZEB DURRANI		Course ID: EE-615 Course Title: Photovoltaic Devices		Session: 2017 Fall																			
Shift: Weekend -- Section:		Total Strength: 16		Attempted: 9																			
S.No	Question	Opinions			Chart																		
1	The course objectives were clear	<table border="1"> <thead> <tr> <th>Choice</th> <th>Number</th> <th>Percentage</th> </tr> </thead> <tbody> <tr> <td>Strongly Agree</td> <td>5</td> <td>55.56%</td> </tr> <tr> <td>Agree</td> <td>2</td> <td>22.22%</td> </tr> <tr> <td>Uncertain</td> <td>1</td> <td>11.11%</td> </tr> <tr> <td>Disagree</td> <td>1</td> <td>11.11%</td> </tr> <tr> <td>Strongly Disagree</td> <td>0</td> <td>0%</td> </tr> </tbody> </table>	Choice	Number	Percentage	Strongly Agree	5	55.56%	Agree	2	22.22%	Uncertain	1	11.11%	Disagree	1	11.11%	Strongly Disagree	0	0%	<p>55.6%</p>		
Choice	Number	Percentage																					
Strongly Agree	5	55.56%																					
Agree	2	22.22%																					
Uncertain	1	11.11%																					
Disagree	1	11.11%																					
Strongly Disagree	0	0%																					
2	The Course workload was manageable	<table border="1"> <thead> <tr> <th>Choice</th> <th>Number</th> <th>Percentage</th> </tr> </thead> <tbody> <tr> <td>Strongly Agree</td> <td>5</td> <td>55.56%</td> </tr> <tr> <td>Agree</td> <td>2</td> <td>22.22%</td> </tr> <tr> <td>Uncertain</td> <td>0</td> <td>0%</td> </tr> <tr> <td>Disagree</td> <td>2</td> <td>22.22%</td> </tr> <tr> <td>Strongly Disagree</td> <td>0</td> <td>0%</td> </tr> </tbody> </table>	Choice	Number	Percentage	Strongly Agree	5	55.56%	Agree	2	22.22%	Uncertain	0	0%	Disagree	2	22.22%	Strongly Disagree	0	0%	<p>55.6%</p> <p>22.2%</p>		
Choice	Number	Percentage																					
Strongly Agree	5	55.56%																					
Agree	2	22.22%																					
Uncertain	0	0%																					
Disagree	2	22.22%																					
Strongly Disagree	0	0%																					
3	The Course was well organized (e.g. timely access to materials, notification of changes, etc.)	<table border="1"> <thead> <tr> <th>Choice</th> <th>Number</th> <th>Percentage</th> </tr> </thead> <tbody> <tr> <td>Strongly Agree</td> <td>4</td> <td>44.44%</td> </tr> <tr> <td>Agree</td> <td>3</td> <td>33.33%</td> </tr> <tr> <td>Uncertain</td> <td>1</td> <td>11.11%</td> </tr> <tr> <td>Disagree</td> <td>1</td> <td>11.11%</td> </tr> <tr> <td>Strongly Disagree</td> <td>0</td> <td>0%</td> </tr> </tbody> </table>	Choice	Number	Percentage	Strongly Agree	4	44.44%	Agree	3	33.33%	Uncertain	1	11.11%	Disagree	1	11.11%	Strongly Disagree	0	0%	<p>44.4%</p> <p>33.3%</p>		
Choice	Number	Percentage																					
Strongly Agree	4	44.44%																					
Agree	3	33.33%																					
Uncertain	1	11.11%																					
Disagree	1	11.11%																					
Strongly Disagree	0	0%																					
4	I participated actively in the Course	<table border="1"> <thead> <tr> <th>Choice</th> <th>Number</th> <th>Percentage</th> </tr> </thead> <tbody> <tr> <td>Strongly Agree</td> <td>4</td> <td>44.44%</td> </tr> <tr> <td>Agree</td> <td>3</td> <td>33.33%</td> </tr> <tr> <td>Uncertain</td> <td>0</td> <td>0%</td> </tr> <tr> <td>Disagree</td> <td>2</td> <td>22.22%</td> </tr> <tr> <td>Strongly Disagree</td> <td>0</td> <td>0%</td> </tr> </tbody> </table>	Choice	Number	Percentage	Strongly Agree	4	44.44%	Agree	3	33.33%	Uncertain	0	0%	Disagree	2	22.22%	Strongly Disagree	0	0%	<p>44.4%</p> <p>33.3%</p> <p>22.2%</p>		
Choice	Number	Percentage																					
Strongly Agree	4	44.44%																					
Agree	3	33.33%																					
Uncertain	0	0%																					
Disagree	2	22.22%																					
Strongly Disagree	0	0%																					

5	I think I have made progress in this Course	<table border="1"> <thead> <tr> <th>Choice</th> <th>Number</th> <th>Percentage</th> </tr> </thead> <tbody> <tr> <td>Strongly Agree</td> <td>2</td> <td>22.22%</td> </tr> <tr> <td>Agree</td> <td>5</td> <td>55.56%</td> </tr> <tr> <td>Uncertain</td> <td>1</td> <td>11.11%</td> </tr> <tr> <td>Disagree</td> <td>1</td> <td>11.11%</td> </tr> <tr> <td>Strongly Disagree</td> <td>0</td> <td>0%</td> </tr> </tbody> </table>	Choice	Number	Percentage	Strongly Agree	2	22.22%	Agree	5	55.56%	Uncertain	1	11.11%	Disagree	1	11.11%	Strongly Disagree	0	0%	 <p> <span style="color: blue;">●</span> Stron...  <span style="color: red;">●</span> Agree  <span style="color: orange;">●</span> Unce...  <span style="color: green;">●</span> Disa... </p>
Choice	Number	Percentage																			
Strongly Agree	2	22.22%																			
Agree	5	55.56%																			
Uncertain	1	11.11%																			
Disagree	1	11.11%																			
Strongly Disagree	0	0%																			
6	I think the Course was well structured to achieve the learning outcomes (there was a good balance of lectures, tutorials, practical etc.)	<table border="1"> <thead> <tr> <th>Choice</th> <th>Number</th> <th>Percentage</th> </tr> </thead> <tbody> <tr> <td>Strongly Agree</td> <td>3</td> <td>33.33%</td> </tr> <tr> <td>Agree</td> <td>3</td> <td>33.33%</td> </tr> <tr> <td>Uncertain</td> <td>2</td> <td>22.22%</td> </tr> <tr> <td>Disagree</td> <td>1</td> <td>11.11%</td> </tr> <tr> <td>Strongly Disagree</td> <td>0</td> <td>0%</td> </tr> </tbody> </table>	Choice	Number	Percentage	Strongly Agree	3	33.33%	Agree	3	33.33%	Uncertain	2	22.22%	Disagree	1	11.11%	Strongly Disagree	0	0%	 <p> <span style="color: blue;">●</span> Stron...  <span style="color: red;">●</span> Agree  <span style="color: orange;">●</span> Unce...  <span style="color: green;">●</span> Disa... </p>
Choice	Number	Percentage																			
Strongly Agree	3	33.33%																			
Agree	3	33.33%																			
Uncertain	2	22.22%																			
Disagree	1	11.11%																			
Strongly Disagree	0	0%																			
7	The learning and teaching methods encouraged participation	<table border="1"> <thead> <tr> <th>Choice</th> <th>Number</th> <th>Percentage</th> </tr> </thead> <tbody> <tr> <td>Strongly Agree</td> <td>2</td> <td>22.22%</td> </tr> <tr> <td>Agree</td> <td>5</td> <td>55.56%</td> </tr> <tr> <td>Uncertain</td> <td>1</td> <td>11.11%</td> </tr> <tr> <td>Disagree</td> <td>1</td> <td>11.11%</td> </tr> <tr> <td>Strongly Disagree</td> <td>0</td> <td>0%</td> </tr> </tbody> </table>	Choice	Number	Percentage	Strongly Agree	2	22.22%	Agree	5	55.56%	Uncertain	1	11.11%	Disagree	1	11.11%	Strongly Disagree	0	0%	 <p> <span style="color: blue;">●</span> Stron...  <span style="color: red;">●</span> Agree  <span style="color: orange;">●</span> Unce...  <span style="color: green;">●</span> Disa... </p>
Choice	Number	Percentage																			
Strongly Agree	2	22.22%																			
Agree	5	55.56%																			
Uncertain	1	11.11%																			
Disagree	1	11.11%																			
Strongly Disagree	0	0%																			
8	The overall environment in the class was conducive to learning	<table border="1"> <thead> <tr> <th>Choice</th> <th>Number</th> <th>Percentage</th> </tr> </thead> <tbody> <tr> <td>Strongly Agree</td> <td>3</td> <td>33.33%</td> </tr> <tr> <td>Agree</td> <td>4</td> <td>44.44%</td> </tr> <tr> <td>Uncertain</td> <td>1</td> <td>11.11%</td> </tr> <tr> <td>Disagree</td> <td>1</td> <td>11.11%</td> </tr> <tr> <td>Strongly Disagree</td> <td>0</td> <td>0%</td> </tr> </tbody> </table>	Choice	Number	Percentage	Strongly Agree	3	33.33%	Agree	4	44.44%	Uncertain	1	11.11%	Disagree	1	11.11%	Strongly Disagree	0	0%	 <p> <span style="color: blue;">●</span> Stron...  <span style="color: red;">●</span> Agree  <span style="color: orange;">●</span> Unce...  <span style="color: green;">●</span> Disa... </p>
Choice	Number	Percentage																			
Strongly Agree	3	33.33%																			
Agree	4	44.44%																			
Uncertain	1	11.11%																			
Disagree	1	11.11%																			
Strongly Disagree	0	0%																			
9	Classrooms were satisfactory	<table border="1"> <thead> <tr> <th>Choice</th> <th>Number</th> <th>Percentage</th> </tr> </thead> <tbody> <tr> <td>Strongly Agree</td> <td>3</td> <td>33.33%</td> </tr> <tr> <td>Agree</td> <td>4</td> <td>44.44%</td> </tr> <tr> <td>Uncertain</td> <td>1</td> <td>11.11%</td> </tr> <tr> <td>Disagree</td> <td>1</td> <td>11.11%</td> </tr> <tr> <td>Strongly Disagree</td> <td>0</td> <td>0%</td> </tr> </tbody> </table>	Choice	Number	Percentage	Strongly Agree	3	33.33%	Agree	4	44.44%	Uncertain	1	11.11%	Disagree	1	11.11%	Strongly Disagree	0	0%	 <p> <span style="color: blue;">●</span> Stron...  <span style="color: red;">●</span> Agree  <span style="color: orange;">●</span> Unce...  <span style="color: green;">●</span> Disa... </p>
Choice	Number	Percentage																			
Strongly Agree	3	33.33%																			
Agree	4	44.44%																			
Uncertain	1	11.11%																			
Disagree	1	11.11%																			
Strongly Disagree	0	0%																			



10	Learning materials (Lesson Plans, Course Notes etc.) were relevant and useful	<table border="1"> <thead> <tr> <th>Choice</th> <th>Number</th> <th>Percentage</th> </tr> </thead> <tbody> <tr> <td>Strongly Agree</td> <td>5</td> <td>55.56%</td> </tr> <tr> <td>Agree</td> <td>2</td> <td>22.22%</td> </tr> <tr> <td>Uncertain</td> <td>1</td> <td>11.11%</td> </tr> <tr> <td>Disagree</td> <td>1</td> <td>11.11%</td> </tr> <tr> <td>Strongly Disagree</td> <td>0</td> <td>0%</td> </tr> </tbody> </table>	Choice	Number	Percentage	Strongly Agree	5	55.56%	Agree	2	22.22%	Uncertain	1	11.11%	Disagree	1	11.11%	Strongly Disagree	0	0%	 <ul style="list-style-type: none"> <li>● Stron...</li> <li>● Agree</li> <li>● Unce...</li> <li>● Disa...</li> </ul>
Choice	Number	Percentage																			
Strongly Agree	5	55.56%																			
Agree	2	22.22%																			
Uncertain	1	11.11%																			
Disagree	1	11.11%																			
Strongly Disagree	0	0%																			
11	Recommended reading Books etc. were relevant and appropriate	<table border="1"> <thead> <tr> <th>Choice</th> <th>Number</th> <th>Percentage</th> </tr> </thead> <tbody> <tr> <td>Strongly Agree</td> <td>3</td> <td>33.33%</td> </tr> <tr> <td>Agree</td> <td>4</td> <td>44.44%</td> </tr> <tr> <td>Uncertain</td> <td>1</td> <td>11.11%</td> </tr> <tr> <td>Disagree</td> <td>1</td> <td>11.11%</td> </tr> <tr> <td>Strongly Disagree</td> <td>0</td> <td>0%</td> </tr> </tbody> </table>	Choice	Number	Percentage	Strongly Agree	3	33.33%	Agree	4	44.44%	Uncertain	1	11.11%	Disagree	1	11.11%	Strongly Disagree	0	0%	 <ul style="list-style-type: none"> <li>● Stron...</li> <li>● Agree</li> <li>● Unce...</li> <li>● Disa...</li> </ul>
Choice	Number	Percentage																			
Strongly Agree	3	33.33%																			
Agree	4	44.44%																			
Uncertain	1	11.11%																			
Disagree	1	11.11%																			
Strongly Disagree	0	0%																			
12	The provision of learning resources in the library was adequate and appropriate	<table border="1"> <thead> <tr> <th>Choice</th> <th>Number</th> <th>Percentage</th> </tr> </thead> <tbody> <tr> <td>Strongly Agree</td> <td>4</td> <td>44.44%</td> </tr> <tr> <td>Agree</td> <td>2</td> <td>22.22%</td> </tr> <tr> <td>Uncertain</td> <td>2</td> <td>22.22%</td> </tr> <tr> <td>Disagree</td> <td>1</td> <td>11.11%</td> </tr> <tr> <td>Strongly Disagree</td> <td>0</td> <td>0%</td> </tr> </tbody> </table>	Choice	Number	Percentage	Strongly Agree	4	44.44%	Agree	2	22.22%	Uncertain	2	22.22%	Disagree	1	11.11%	Strongly Disagree	0	0%	 <ul style="list-style-type: none"> <li>● Stron...</li> <li>● Agree</li> <li>● Unce...</li> <li>● Disa...</li> </ul>
Choice	Number	Percentage																			
Strongly Agree	4	44.44%																			
Agree	2	22.22%																			
Uncertain	2	22.22%																			
Disagree	1	11.11%																			
Strongly Disagree	0	0%																			
13	The provision of learning resources on the Web was adequate and appropriate ( if relevant)	<table border="1"> <thead> <tr> <th>Choice</th> <th>Number</th> <th>Percentage</th> </tr> </thead> <tbody> <tr> <td>Strongly Agree</td> <td>2</td> <td>22.22%</td> </tr> <tr> <td>Agree</td> <td>4</td> <td>44.44%</td> </tr> <tr> <td>Uncertain</td> <td>1</td> <td>11.11%</td> </tr> <tr> <td>Disagree</td> <td>2</td> <td>22.22%</td> </tr> <tr> <td>Strongly Disagree</td> <td>0</td> <td>0%</td> </tr> </tbody> </table>	Choice	Number	Percentage	Strongly Agree	2	22.22%	Agree	4	44.44%	Uncertain	1	11.11%	Disagree	2	22.22%	Strongly Disagree	0	0%	 <ul style="list-style-type: none"> <li>● Stron...</li> <li>● Agree</li> <li>● Unce...</li> <li>● Disa...</li> </ul>
Choice	Number	Percentage																			
Strongly Agree	2	22.22%																			
Agree	4	44.44%																			
Uncertain	1	11.11%																			
Disagree	2	22.22%																			
Strongly Disagree	0	0%																			
14	The Course stimulated my interest and thought on the subject area	<table border="1"> <thead> <tr> <th>Choice</th> <th>Number</th> <th>Percentage</th> </tr> </thead> <tbody> <tr> <td>Strongly Agree</td> <td>4</td> <td>44.44%</td> </tr> <tr> <td>Agree</td> <td>3</td> <td>33.33%</td> </tr> <tr> <td>Uncertain</td> <td>1</td> <td>11.11%</td> </tr> <tr> <td>Disagree</td> <td>1</td> <td>11.11%</td> </tr> <tr> <td>Strongly Disagree</td> <td>0</td> <td>0%</td> </tr> </tbody> </table>	Choice	Number	Percentage	Strongly Agree	4	44.44%	Agree	3	33.33%	Uncertain	1	11.11%	Disagree	1	11.11%	Strongly Disagree	0	0%	 <ul style="list-style-type: none"> <li>● Stron...</li> <li>● Agree</li> <li>● Unce...</li> <li>● Disa...</li> </ul>
Choice	Number	Percentage																			
Strongly Agree	4	44.44%																			
Agree	3	33.33%																			
Uncertain	1	11.11%																			
Disagree	1	11.11%																			
Strongly Disagree	0	0%																			

15	The pace of the Course was appropriate	<table border="1"> <thead> <tr> <th>Choice</th> <th>Number</th> <th>Percentage</th> </tr> </thead> <tbody> <tr> <td>Strongly Agree</td> <td>4</td> <td>44.44%</td> </tr> <tr> <td>Agree</td> <td>3</td> <td>33.33%</td> </tr> <tr> <td>Uncertain</td> <td>1</td> <td>11.11%</td> </tr> <tr> <td>Disagree</td> <td>1</td> <td>11.11%</td> </tr> <tr> <td>Strongly Disagree</td> <td>0</td> <td>0%</td> </tr> </tbody> </table>	Choice	Number	Percentage	Strongly Agree	4	44.44%	Agree	3	33.33%	Uncertain	1	11.11%	Disagree	1	11.11%	Strongly Disagree	0	0%	 <ul style="list-style-type: none"> <li>● Stron...</li> <li>● Agree</li> <li>● Unce...</li> <li>● Disa...</li> </ul>
Choice	Number	Percentage																			
Strongly Agree	4	44.44%																			
Agree	3	33.33%																			
Uncertain	1	11.11%																			
Disagree	1	11.11%																			
Strongly Disagree	0	0%																			
16	Ideas and concepts were presented clearly	<table border="1"> <thead> <tr> <th>Choice</th> <th>Number</th> <th>Percentage</th> </tr> </thead> <tbody> <tr> <td>Strongly Agree</td> <td>4</td> <td>44.44%</td> </tr> <tr> <td>Agree</td> <td>3</td> <td>33.33%</td> </tr> <tr> <td>Uncertain</td> <td>1</td> <td>11.11%</td> </tr> <tr> <td>Disagree</td> <td>1</td> <td>11.11%</td> </tr> <tr> <td>Strongly Disagree</td> <td>0</td> <td>0%</td> </tr> </tbody> </table>	Choice	Number	Percentage	Strongly Agree	4	44.44%	Agree	3	33.33%	Uncertain	1	11.11%	Disagree	1	11.11%	Strongly Disagree	0	0%	 <ul style="list-style-type: none"> <li>● Stron...</li> <li>● Agree</li> <li>● Unce...</li> <li>● Disa...</li> </ul>
Choice	Number	Percentage																			
Strongly Agree	4	44.44%																			
Agree	3	33.33%																			
Uncertain	1	11.11%																			
Disagree	1	11.11%																			
Strongly Disagree	0	0%																			
17	The method of assessment were reasonable	<table border="1"> <thead> <tr> <th>Choice</th> <th>Number</th> <th>Percentage</th> </tr> </thead> <tbody> <tr> <td>Strongly Agree</td> <td>4</td> <td>44.44%</td> </tr> <tr> <td>Agree</td> <td>3</td> <td>33.33%</td> </tr> <tr> <td>Uncertain</td> <td>1</td> <td>11.11%</td> </tr> <tr> <td>Disagree</td> <td>1</td> <td>11.11%</td> </tr> <tr> <td>Strongly Disagree</td> <td>0</td> <td>0%</td> </tr> </tbody> </table>	Choice	Number	Percentage	Strongly Agree	4	44.44%	Agree	3	33.33%	Uncertain	1	11.11%	Disagree	1	11.11%	Strongly Disagree	0	0%	 <ul style="list-style-type: none"> <li>● Stron...</li> <li>● Agree</li> <li>● Unce...</li> <li>● Disa...</li> </ul>
Choice	Number	Percentage																			
Strongly Agree	4	44.44%																			
Agree	3	33.33%																			
Uncertain	1	11.11%																			
Disagree	1	11.11%																			
Strongly Disagree	0	0%																			
18	Feedback on assessment was timely	<table border="1"> <thead> <tr> <th>Choice</th> <th>Number</th> <th>Percentage</th> </tr> </thead> <tbody> <tr> <td>Strongly Agree</td> <td>3</td> <td>33.33%</td> </tr> <tr> <td>Agree</td> <td>4</td> <td>44.44%</td> </tr> <tr> <td>Uncertain</td> <td>1</td> <td>11.11%</td> </tr> <tr> <td>Disagree</td> <td>1</td> <td>11.11%</td> </tr> <tr> <td>Strongly Disagree</td> <td>0</td> <td>0%</td> </tr> </tbody> </table>	Choice	Number	Percentage	Strongly Agree	3	33.33%	Agree	4	44.44%	Uncertain	1	11.11%	Disagree	1	11.11%	Strongly Disagree	0	0%	 <ul style="list-style-type: none"> <li>● Stron...</li> <li>● Agree</li> <li>● Unce...</li> <li>● Disa...</li> </ul>
Choice	Number	Percentage																			
Strongly Agree	3	33.33%																			
Agree	4	44.44%																			
Uncertain	1	11.11%																			
Disagree	1	11.11%																			
Strongly Disagree	0	0%																			
19	Feedback on assessment was helpful	<table border="1"> <thead> <tr> <th>Choice</th> <th>Number</th> <th>Percentage</th> </tr> </thead> <tbody> <tr> <td>Strongly Agree</td> <td>3</td> <td>33.33%</td> </tr> <tr> <td>Agree</td> <td>4</td> <td>44.44%</td> </tr> <tr> <td>Uncertain</td> <td>1</td> <td>11.11%</td> </tr> <tr> <td>Disagree</td> <td>1</td> <td>11.11%</td> </tr> <tr> <td>Strongly Disagree</td> <td>0</td> <td>0%</td> </tr> </tbody> </table>	Choice	Number	Percentage	Strongly Agree	3	33.33%	Agree	4	44.44%	Uncertain	1	11.11%	Disagree	1	11.11%	Strongly Disagree	0	0%	 <ul style="list-style-type: none"> <li>● Stron...</li> <li>● Agree</li> <li>● Unce...</li> <li>● Disa...</li> </ul>
Choice	Number	Percentage																			
Strongly Agree	3	33.33%																			
Agree	4	44.44%																			
Uncertain	1	11.11%																			
Disagree	1	11.11%																			
Strongly Disagree	0	0%																			

20	I understood the lectures	<table border="1"> <thead> <tr> <th>Choice</th> <th>Number</th> <th>Percentage</th> </tr> </thead> <tbody> <tr> <td>Strongly Agree</td> <td>5</td> <td>55.56%</td> </tr> <tr> <td>Agree</td> <td>2</td> <td>22.22%</td> </tr> <tr> <td>Uncertain</td> <td>1</td> <td>11.11%</td> </tr> <tr> <td>Disagree</td> <td>1</td> <td>11.11%</td> </tr> <tr> <td>Strongly Disagree</td> <td>0</td> <td>0%</td> </tr> </tbody> </table>	Choice	Number	Percentage	Strongly Agree	5	55.56%	Agree	2	22.22%	Uncertain	1	11.11%	Disagree	1	11.11%	Strongly Disagree	0	0%	 <ul style="list-style-type: none"> <li><span style="color: blue;">●</span> Stron...</li> <li><span style="color: red;">●</span> Agree</li> <li><span style="color: orange;">●</span> Unce...</li> <li><span style="color: green;">●</span> Disa...</li> </ul>
Choice	Number	Percentage																			
Strongly Agree	5	55.56%																			
Agree	2	22.22%																			
Uncertain	1	11.11%																			
Disagree	1	11.11%																			
Strongly Disagree	0	0%																			
21	The material was well organized and presented	<table border="1"> <thead> <tr> <th>Choice</th> <th>Number</th> <th>Percentage</th> </tr> </thead> <tbody> <tr> <td>Strongly Agree</td> <td>5</td> <td>55.56%</td> </tr> <tr> <td>Agree</td> <td>2</td> <td>22.22%</td> </tr> <tr> <td>Uncertain</td> <td>0</td> <td>0%</td> </tr> <tr> <td>Disagree</td> <td>2</td> <td>22.22%</td> </tr> <tr> <td>Strongly Disagree</td> <td>0</td> <td>0%</td> </tr> </tbody> </table>	Choice	Number	Percentage	Strongly Agree	5	55.56%	Agree	2	22.22%	Uncertain	0	0%	Disagree	2	22.22%	Strongly Disagree	0	0%	 <ul style="list-style-type: none"> <li><span style="color: blue;">●</span> Stron...</li> <li><span style="color: red;">●</span> Agree</li> <li><span style="color: green;">●</span> Disa...</li> </ul>
Choice	Number	Percentage																			
Strongly Agree	5	55.56%																			
Agree	2	22.22%																			
Uncertain	0	0%																			
Disagree	2	22.22%																			
Strongly Disagree	0	0%																			
22	The instructor was responsive to student needs and problems	<table border="1"> <thead> <tr> <th>Choice</th> <th>Number</th> <th>Percentage</th> </tr> </thead> <tbody> <tr> <td>Strongly Agree</td> <td>3</td> <td>33.33%</td> </tr> <tr> <td>Agree</td> <td>4</td> <td>44.44%</td> </tr> <tr> <td>Uncertain</td> <td>0</td> <td>0%</td> </tr> <tr> <td>Disagree</td> <td>2</td> <td>22.22%</td> </tr> <tr> <td>Strongly Disagree</td> <td>0</td> <td>0%</td> </tr> </tbody> </table>	Choice	Number	Percentage	Strongly Agree	3	33.33%	Agree	4	44.44%	Uncertain	0	0%	Disagree	2	22.22%	Strongly Disagree	0	0%	 <ul style="list-style-type: none"> <li><span style="color: blue;">●</span> Stron...</li> <li><span style="color: red;">●</span> Agree</li> <li><span style="color: green;">●</span> Disa...</li> </ul>
Choice	Number	Percentage																			
Strongly Agree	3	33.33%																			
Agree	4	44.44%																			
Uncertain	0	0%																			
Disagree	2	22.22%																			
Strongly Disagree	0	0%																			
23	Had the instructor been regular throughout the course	<table border="1"> <thead> <tr> <th>Choice</th> <th>Number</th> <th>Percentage</th> </tr> </thead> <tbody> <tr> <td>Strongly Agree</td> <td>5</td> <td>55.56%</td> </tr> <tr> <td>Agree</td> <td>2</td> <td>22.22%</td> </tr> <tr> <td>Uncertain</td> <td>0</td> <td>0%</td> </tr> <tr> <td>Disagree</td> <td>2</td> <td>22.22%</td> </tr> <tr> <td>Strongly Disagree</td> <td>0</td> <td>0%</td> </tr> </tbody> </table>	Choice	Number	Percentage	Strongly Agree	5	55.56%	Agree	2	22.22%	Uncertain	0	0%	Disagree	2	22.22%	Strongly Disagree	0	0%	 <ul style="list-style-type: none"> <li><span style="color: blue;">●</span> Stron...</li> <li><span style="color: red;">●</span> Agree</li> <li><span style="color: green;">●</span> Disa...</li> </ul>
Choice	Number	Percentage																			
Strongly Agree	5	55.56%																			
Agree	2	22.22%																			
Uncertain	0	0%																			
Disagree	2	22.22%																			
Strongly Disagree	0	0%																			
24	The material in the tutorials was useful	<table border="1"> <thead> <tr> <th>Choice</th> <th>Number</th> <th>Percentage</th> </tr> </thead> <tbody> <tr> <td>Strongly Agree</td> <td>4</td> <td>44.44%</td> </tr> <tr> <td>Agree</td> <td>3</td> <td>33.33%</td> </tr> <tr> <td>Uncertain</td> <td>1</td> <td>11.11%</td> </tr> <tr> <td>Disagree</td> <td>1</td> <td>11.11%</td> </tr> <tr> <td>Strongly Disagree</td> <td>0</td> <td>0%</td> </tr> </tbody> </table>	Choice	Number	Percentage	Strongly Agree	4	44.44%	Agree	3	33.33%	Uncertain	1	11.11%	Disagree	1	11.11%	Strongly Disagree	0	0%	 <ul style="list-style-type: none"> <li><span style="color: blue;">●</span> Stron...</li> <li><span style="color: red;">●</span> Agree</li> <li><span style="color: orange;">●</span> Unce...</li> <li><span style="color: green;">●</span> Disa...</li> </ul>
Choice	Number	Percentage																			
Strongly Agree	4	44.44%																			
Agree	3	33.33%																			
Uncertain	1	11.11%																			
Disagree	1	11.11%																			
Strongly Disagree	0	0%																			

25	I was happy with the amount of work needed for tutorials	<table border="1"> <thead> <tr> <th>Choice</th> <th>Number</th> <th>Percentage</th> </tr> </thead> <tbody> <tr> <td>Strongly Agree</td> <td>4</td> <td>44.44%</td> </tr> <tr> <td>Agree</td> <td>3</td> <td>33.33%</td> </tr> <tr> <td>Uncertain</td> <td>0</td> <td>0%</td> </tr> <tr> <td>Disagree</td> <td>2</td> <td>22.22%</td> </tr> <tr> <td>Strongly Disagree</td> <td>0</td> <td>0%</td> </tr> </tbody> </table>	Choice	Number	Percentage	Strongly Agree	4	44.44%	Agree	3	33.33%	Uncertain	0	0%	Disagree	2	22.22%	Strongly Disagree	0	0%	
Choice	Number	Percentage																			
Strongly Agree	4	44.44%																			
Agree	3	33.33%																			
Uncertain	0	0%																			
Disagree	2	22.22%																			
Strongly Disagree	0	0%																			
26	The tutor dealt effectively with my problems	<table border="1"> <thead> <tr> <th>Choice</th> <th>Number</th> <th>Percentage</th> </tr> </thead> <tbody> <tr> <td>Strongly Agree</td> <td>3</td> <td>33.33%</td> </tr> <tr> <td>Agree</td> <td>4</td> <td>44.44%</td> </tr> <tr> <td>Uncertain</td> <td>0</td> <td>0%</td> </tr> <tr> <td>Disagree</td> <td>2</td> <td>22.22%</td> </tr> <tr> <td>Strongly Disagree</td> <td>0</td> <td>0%</td> </tr> </tbody> </table>	Choice	Number	Percentage	Strongly Agree	3	33.33%	Agree	4	44.44%	Uncertain	0	0%	Disagree	2	22.22%	Strongly Disagree	0	0%	
Choice	Number	Percentage																			
Strongly Agree	3	33.33%																			
Agree	4	44.44%																			
Uncertain	0	0%																			
Disagree	2	22.22%																			
Strongly Disagree	0	0%																			
27	The material in the practicals was useful	<table border="1"> <thead> <tr> <th>Choice</th> <th>Number</th> <th>Percentage</th> </tr> </thead> <tbody> <tr> <td>Strongly Agree</td> <td>4</td> <td>44.44%</td> </tr> <tr> <td>Agree</td> <td>3</td> <td>33.33%</td> </tr> <tr> <td>Uncertain</td> <td>0</td> <td>0%</td> </tr> <tr> <td>Disagree</td> <td>2</td> <td>22.22%</td> </tr> <tr> <td>Strongly Disagree</td> <td>0</td> <td>0%</td> </tr> </tbody> </table>	Choice	Number	Percentage	Strongly Agree	4	44.44%	Agree	3	33.33%	Uncertain	0	0%	Disagree	2	22.22%	Strongly Disagree	0	0%	
Choice	Number	Percentage																			
Strongly Agree	4	44.44%																			
Agree	3	33.33%																			
Uncertain	0	0%																			
Disagree	2	22.22%																			
Strongly Disagree	0	0%																			
28	The demonstrators dealt effectively with my problems	<table border="1"> <thead> <tr> <th>Choice</th> <th>Number</th> <th>Percentage</th> </tr> </thead> <tbody> <tr> <td>Strongly Agree</td> <td>3</td> <td>33.33%</td> </tr> <tr> <td>Agree</td> <td>3</td> <td>33.33%</td> </tr> <tr> <td>Uncertain</td> <td>1</td> <td>11.11%</td> </tr> <tr> <td>Disagree</td> <td>2</td> <td>22.22%</td> </tr> <tr> <td>Strongly Disagree</td> <td>0</td> <td>0%</td> </tr> </tbody> </table>	Choice	Number	Percentage	Strongly Agree	3	33.33%	Agree	3	33.33%	Uncertain	1	11.11%	Disagree	2	22.22%	Strongly Disagree	0	0%	
Choice	Number	Percentage																			
Strongly Agree	3	33.33%																			
Agree	3	33.33%																			
Uncertain	1	11.11%																			
Disagree	2	22.22%																			
Strongly Disagree	0	0%																			
29	The best features of the Course were	<p>industries  nil  nil  good  Good  no feature  no  no  none</p>																			

30	The Course could have been improved by	cusit nil nil good Good no good no no none
31	The University does not tolerate discrimination on any irrelevant distinction (e.g. race, age, gender) and is committed to work with diversity in a wholly positive way. Please indicate below anything in relation to this Course which may run counter to this objective	industries nil nil Good management problems no no none