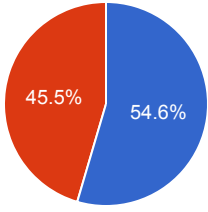
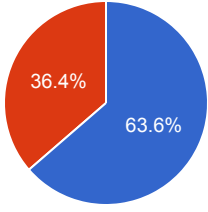
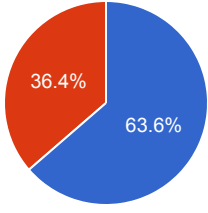
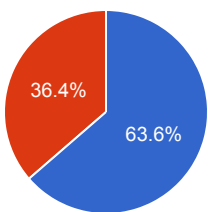
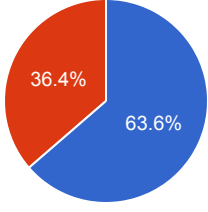
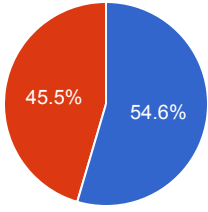
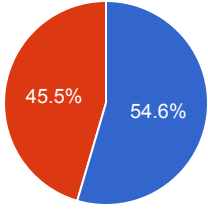
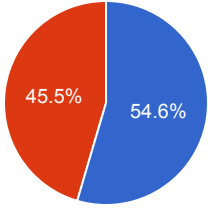
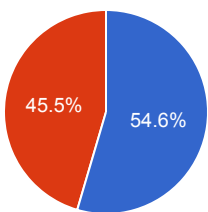
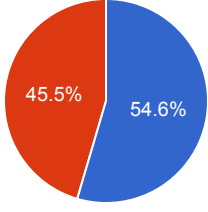
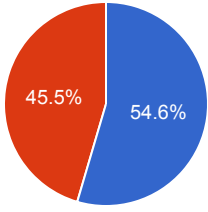
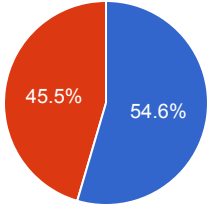
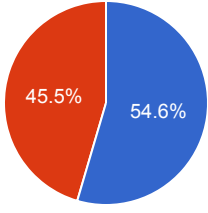
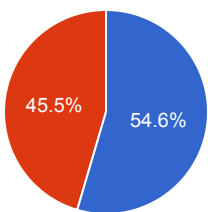
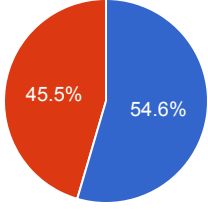


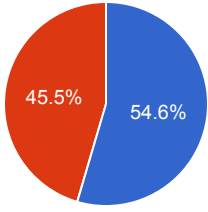
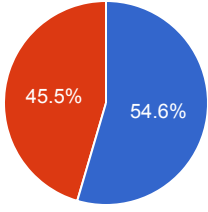
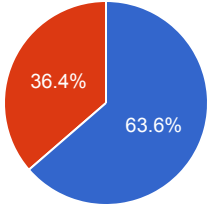
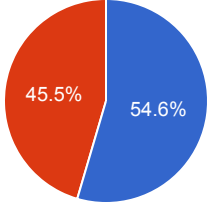
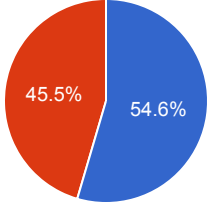
# Course Evaluation - Program: 0264

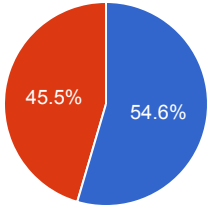
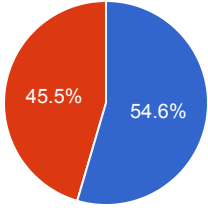
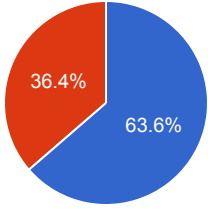
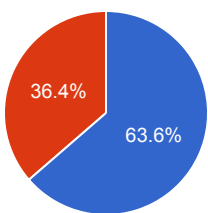
Teacher Name: QAISAR SHAH		Course ID: MLT-103(L) Course Title: Human Anatomy - I		Session: 2017 Fall																			
Shift: Morning -- Section:		Total Strength: 18		Attempted: 11																			
S.No	Question	Opinions			Chart																		
1	The course objectives were clear	<table border="1"> <thead> <tr> <th>Choice</th> <th>Number</th> <th>Percentage</th> </tr> </thead> <tbody> <tr> <td>Strongly Agree</td> <td>6</td> <td>54.55%</td> </tr> <tr> <td>Agree</td> <td>5</td> <td>45.45%</td> </tr> <tr> <td>Uncertain</td> <td>0</td> <td>0%</td> </tr> <tr> <td>Disagree</td> <td>0</td> <td>0%</td> </tr> <tr> <td>Strongly Disagree</td> <td>0</td> <td>0%</td> </tr> </tbody> </table>	Choice	Number	Percentage	Strongly Agree	6	54.55%	Agree	5	45.45%	Uncertain	0	0%	Disagree	0	0%	Strongly Disagree	0	0%	<p>Legend: ● Stron... (blue), ● Agree (red)</p>		
Choice	Number	Percentage																					
Strongly Agree	6	54.55%																					
Agree	5	45.45%																					
Uncertain	0	0%																					
Disagree	0	0%																					
Strongly Disagree	0	0%																					
2	The Course workload was manageable	<table border="1"> <thead> <tr> <th>Choice</th> <th>Number</th> <th>Percentage</th> </tr> </thead> <tbody> <tr> <td>Strongly Agree</td> <td>6</td> <td>54.55%</td> </tr> <tr> <td>Agree</td> <td>5</td> <td>45.45%</td> </tr> <tr> <td>Uncertain</td> <td>0</td> <td>0%</td> </tr> <tr> <td>Disagree</td> <td>0</td> <td>0%</td> </tr> <tr> <td>Strongly Disagree</td> <td>0</td> <td>0%</td> </tr> </tbody> </table>	Choice	Number	Percentage	Strongly Agree	6	54.55%	Agree	5	45.45%	Uncertain	0	0%	Disagree	0	0%	Strongly Disagree	0	0%	<p>Legend: ● Stron... (blue), ● Agree (red)</p>		
Choice	Number	Percentage																					
Strongly Agree	6	54.55%																					
Agree	5	45.45%																					
Uncertain	0	0%																					
Disagree	0	0%																					
Strongly Disagree	0	0%																					
3	The Course was well organized (e.g. timely access to materials, notification of changes, etc.)	<table border="1"> <thead> <tr> <th>Choice</th> <th>Number</th> <th>Percentage</th> </tr> </thead> <tbody> <tr> <td>Strongly Agree</td> <td>6</td> <td>54.55%</td> </tr> <tr> <td>Agree</td> <td>5</td> <td>45.45%</td> </tr> <tr> <td>Uncertain</td> <td>0</td> <td>0%</td> </tr> <tr> <td>Disagree</td> <td>0</td> <td>0%</td> </tr> <tr> <td>Strongly Disagree</td> <td>0</td> <td>0%</td> </tr> </tbody> </table>	Choice	Number	Percentage	Strongly Agree	6	54.55%	Agree	5	45.45%	Uncertain	0	0%	Disagree	0	0%	Strongly Disagree	0	0%	<p>Legend: ● Stron... (blue), ● Agree (red)</p>		
Choice	Number	Percentage																					
Strongly Agree	6	54.55%																					
Agree	5	45.45%																					
Uncertain	0	0%																					
Disagree	0	0%																					
Strongly Disagree	0	0%																					
4	I participated actively in the Course	<table border="1"> <thead> <tr> <th>Choice</th> <th>Number</th> <th>Percentage</th> </tr> </thead> <tbody> <tr> <td>Strongly Agree</td> <td>7</td> <td>63.64%</td> </tr> <tr> <td>Agree</td> <td>4</td> <td>36.36%</td> </tr> <tr> <td>Uncertain</td> <td>0</td> <td>0%</td> </tr> <tr> <td>Disagree</td> <td>0</td> <td>0%</td> </tr> <tr> <td>Strongly Disagree</td> <td>0</td> <td>0%</td> </tr> </tbody> </table>	Choice	Number	Percentage	Strongly Agree	7	63.64%	Agree	4	36.36%	Uncertain	0	0%	Disagree	0	0%	Strongly Disagree	0	0%	<p>Legend: ● Stron... (blue), ● Agree (red)</p>		
Choice	Number	Percentage																					
Strongly Agree	7	63.64%																					
Agree	4	36.36%																					
Uncertain	0	0%																					
Disagree	0	0%																					
Strongly Disagree	0	0%																					

5	I think I have made progress in this Course	<table border="1"> <thead> <tr> <th>Choice</th> <th>Number</th> <th>Percentage</th> </tr> </thead> <tbody> <tr> <td>Strongly Agree</td> <td>6</td> <td>54.55%</td> </tr> <tr> <td>Agree</td> <td>5</td> <td>45.45%</td> </tr> <tr> <td>Uncertain</td> <td>0</td> <td>0%</td> </tr> <tr> <td>Disagree</td> <td>0</td> <td>0%</td> </tr> <tr> <td>Strongly Disagree</td> <td>0</td> <td>0%</td> </tr> </tbody> </table>	Choice	Number	Percentage	Strongly Agree	6	54.55%	Agree	5	45.45%	Uncertain	0	0%	Disagree	0	0%	Strongly Disagree	0	0%	 <p>● Stron... ● Agree</p>
Choice	Number	Percentage																			
Strongly Agree	6	54.55%																			
Agree	5	45.45%																			
Uncertain	0	0%																			
Disagree	0	0%																			
Strongly Disagree	0	0%																			
6	I think the Course was well structured to achieve the learning outcomes (there was a good balance of lectures, tutorials, practical etc.)	<table border="1"> <thead> <tr> <th>Choice</th> <th>Number</th> <th>Percentage</th> </tr> </thead> <tbody> <tr> <td>Strongly Agree</td> <td>7</td> <td>63.64%</td> </tr> <tr> <td>Agree</td> <td>4</td> <td>36.36%</td> </tr> <tr> <td>Uncertain</td> <td>0</td> <td>0%</td> </tr> <tr> <td>Disagree</td> <td>0</td> <td>0%</td> </tr> <tr> <td>Strongly Disagree</td> <td>0</td> <td>0%</td> </tr> </tbody> </table>	Choice	Number	Percentage	Strongly Agree	7	63.64%	Agree	4	36.36%	Uncertain	0	0%	Disagree	0	0%	Strongly Disagree	0	0%	 <p>● Stron... ● Agree</p>
Choice	Number	Percentage																			
Strongly Agree	7	63.64%																			
Agree	4	36.36%																			
Uncertain	0	0%																			
Disagree	0	0%																			
Strongly Disagree	0	0%																			
7	The learning and teaching methods encouraged participation	<table border="1"> <thead> <tr> <th>Choice</th> <th>Number</th> <th>Percentage</th> </tr> </thead> <tbody> <tr> <td>Strongly Agree</td> <td>7</td> <td>63.64%</td> </tr> <tr> <td>Agree</td> <td>4</td> <td>36.36%</td> </tr> <tr> <td>Uncertain</td> <td>0</td> <td>0%</td> </tr> <tr> <td>Disagree</td> <td>0</td> <td>0%</td> </tr> <tr> <td>Strongly Disagree</td> <td>0</td> <td>0%</td> </tr> </tbody> </table>	Choice	Number	Percentage	Strongly Agree	7	63.64%	Agree	4	36.36%	Uncertain	0	0%	Disagree	0	0%	Strongly Disagree	0	0%	 <p>● Stron... ● Agree</p>
Choice	Number	Percentage																			
Strongly Agree	7	63.64%																			
Agree	4	36.36%																			
Uncertain	0	0%																			
Disagree	0	0%																			
Strongly Disagree	0	0%																			
8	The overall environment in the class was conducive to learning	<table border="1"> <thead> <tr> <th>Choice</th> <th>Number</th> <th>Percentage</th> </tr> </thead> <tbody> <tr> <td>Strongly Agree</td> <td>7</td> <td>63.64%</td> </tr> <tr> <td>Agree</td> <td>4</td> <td>36.36%</td> </tr> <tr> <td>Uncertain</td> <td>0</td> <td>0%</td> </tr> <tr> <td>Disagree</td> <td>0</td> <td>0%</td> </tr> <tr> <td>Strongly Disagree</td> <td>0</td> <td>0%</td> </tr> </tbody> </table>	Choice	Number	Percentage	Strongly Agree	7	63.64%	Agree	4	36.36%	Uncertain	0	0%	Disagree	0	0%	Strongly Disagree	0	0%	 <p>● Stron... ● Agree</p>
Choice	Number	Percentage																			
Strongly Agree	7	63.64%																			
Agree	4	36.36%																			
Uncertain	0	0%																			
Disagree	0	0%																			
Strongly Disagree	0	0%																			
9	Classrooms were satisfactory	<table border="1"> <thead> <tr> <th>Choice</th> <th>Number</th> <th>Percentage</th> </tr> </thead> <tbody> <tr> <td>Strongly Agree</td> <td>7</td> <td>63.64%</td> </tr> <tr> <td>Agree</td> <td>4</td> <td>36.36%</td> </tr> <tr> <td>Uncertain</td> <td>0</td> <td>0%</td> </tr> <tr> <td>Disagree</td> <td>0</td> <td>0%</td> </tr> <tr> <td>Strongly Disagree</td> <td>0</td> <td>0%</td> </tr> </tbody> </table>	Choice	Number	Percentage	Strongly Agree	7	63.64%	Agree	4	36.36%	Uncertain	0	0%	Disagree	0	0%	Strongly Disagree	0	0%	 <p>● Stron... ● Agree</p>
Choice	Number	Percentage																			
Strongly Agree	7	63.64%																			
Agree	4	36.36%																			
Uncertain	0	0%																			
Disagree	0	0%																			
Strongly Disagree	0	0%																			

10	Learning materials (Lesson Plans, Course Notes etc.) were relevant and useful	<table border="1"> <thead> <tr> <th>Choice</th> <th>Number</th> <th>Percentage</th> </tr> </thead> <tbody> <tr> <td>Strongly Agree</td> <td>6</td> <td>54.55%</td> </tr> <tr> <td>Agree</td> <td>5</td> <td>45.45%</td> </tr> <tr> <td>Uncertain</td> <td>0</td> <td>0%</td> </tr> <tr> <td>Disagree</td> <td>0</td> <td>0%</td> </tr> <tr> <td>Strongly Disagree</td> <td>0</td> <td>0%</td> </tr> </tbody> </table>	Choice	Number	Percentage	Strongly Agree	6	54.55%	Agree	5	45.45%	Uncertain	0	0%	Disagree	0	0%	Strongly Disagree	0	0%	 <p>● Stron... ● Agree</p>
Choice	Number	Percentage																			
Strongly Agree	6	54.55%																			
Agree	5	45.45%																			
Uncertain	0	0%																			
Disagree	0	0%																			
Strongly Disagree	0	0%																			
11	Recommended reading Books etc. were relevant and appropriate	<table border="1"> <thead> <tr> <th>Choice</th> <th>Number</th> <th>Percentage</th> </tr> </thead> <tbody> <tr> <td>Strongly Agree</td> <td>6</td> <td>54.55%</td> </tr> <tr> <td>Agree</td> <td>5</td> <td>45.45%</td> </tr> <tr> <td>Uncertain</td> <td>0</td> <td>0%</td> </tr> <tr> <td>Disagree</td> <td>0</td> <td>0%</td> </tr> <tr> <td>Strongly Disagree</td> <td>0</td> <td>0%</td> </tr> </tbody> </table>	Choice	Number	Percentage	Strongly Agree	6	54.55%	Agree	5	45.45%	Uncertain	0	0%	Disagree	0	0%	Strongly Disagree	0	0%	 <p>● Stron... ● Agree</p>
Choice	Number	Percentage																			
Strongly Agree	6	54.55%																			
Agree	5	45.45%																			
Uncertain	0	0%																			
Disagree	0	0%																			
Strongly Disagree	0	0%																			
12	The provision of learning resources in the library was adequate and appropriate	<table border="1"> <thead> <tr> <th>Choice</th> <th>Number</th> <th>Percentage</th> </tr> </thead> <tbody> <tr> <td>Strongly Agree</td> <td>6</td> <td>54.55%</td> </tr> <tr> <td>Agree</td> <td>5</td> <td>45.45%</td> </tr> <tr> <td>Uncertain</td> <td>0</td> <td>0%</td> </tr> <tr> <td>Disagree</td> <td>0</td> <td>0%</td> </tr> <tr> <td>Strongly Disagree</td> <td>0</td> <td>0%</td> </tr> </tbody> </table>	Choice	Number	Percentage	Strongly Agree	6	54.55%	Agree	5	45.45%	Uncertain	0	0%	Disagree	0	0%	Strongly Disagree	0	0%	 <p>● Stron... ● Agree</p>
Choice	Number	Percentage																			
Strongly Agree	6	54.55%																			
Agree	5	45.45%																			
Uncertain	0	0%																			
Disagree	0	0%																			
Strongly Disagree	0	0%																			
13	The provision of learning resources on the Web was adequate and appropriate ( if relevant)	<table border="1"> <thead> <tr> <th>Choice</th> <th>Number</th> <th>Percentage</th> </tr> </thead> <tbody> <tr> <td>Strongly Agree</td> <td>6</td> <td>54.55%</td> </tr> <tr> <td>Agree</td> <td>5</td> <td>45.45%</td> </tr> <tr> <td>Uncertain</td> <td>0</td> <td>0%</td> </tr> <tr> <td>Disagree</td> <td>0</td> <td>0%</td> </tr> <tr> <td>Strongly Disagree</td> <td>0</td> <td>0%</td> </tr> </tbody> </table>	Choice	Number	Percentage	Strongly Agree	6	54.55%	Agree	5	45.45%	Uncertain	0	0%	Disagree	0	0%	Strongly Disagree	0	0%	 <p>● Stron... ● Agree</p>
Choice	Number	Percentage																			
Strongly Agree	6	54.55%																			
Agree	5	45.45%																			
Uncertain	0	0%																			
Disagree	0	0%																			
Strongly Disagree	0	0%																			
14	The Course stimulated my interest and thought on the subject area	<table border="1"> <thead> <tr> <th>Choice</th> <th>Number</th> <th>Percentage</th> </tr> </thead> <tbody> <tr> <td>Strongly Agree</td> <td>6</td> <td>54.55%</td> </tr> <tr> <td>Agree</td> <td>5</td> <td>45.45%</td> </tr> <tr> <td>Uncertain</td> <td>0</td> <td>0%</td> </tr> <tr> <td>Disagree</td> <td>0</td> <td>0%</td> </tr> <tr> <td>Strongly Disagree</td> <td>0</td> <td>0%</td> </tr> </tbody> </table>	Choice	Number	Percentage	Strongly Agree	6	54.55%	Agree	5	45.45%	Uncertain	0	0%	Disagree	0	0%	Strongly Disagree	0	0%	 <p>● Stron... ● Agree</p>
Choice	Number	Percentage																			
Strongly Agree	6	54.55%																			
Agree	5	45.45%																			
Uncertain	0	0%																			
Disagree	0	0%																			
Strongly Disagree	0	0%																			

15	The pace of the Course was appropriate	<table border="1"> <thead> <tr> <th>Choice</th> <th>Number</th> <th>Percentage</th> </tr> </thead> <tbody> <tr> <td>Strongly Agree</td> <td>6</td> <td>54.55%</td> </tr> <tr> <td>Agree</td> <td>5</td> <td>45.45%</td> </tr> <tr> <td>Uncertain</td> <td>0</td> <td>0%</td> </tr> <tr> <td>Disagree</td> <td>0</td> <td>0%</td> </tr> <tr> <td>Strongly Disagree</td> <td>0</td> <td>0%</td> </tr> </tbody> </table>	Choice	Number	Percentage	Strongly Agree	6	54.55%	Agree	5	45.45%	Uncertain	0	0%	Disagree	0	0%	Strongly Disagree	0	0%	 <p>● Stron... ● Agree</p>
Choice	Number	Percentage																			
Strongly Agree	6	54.55%																			
Agree	5	45.45%																			
Uncertain	0	0%																			
Disagree	0	0%																			
Strongly Disagree	0	0%																			
16	Ideas and concepts were presented clearly	<table border="1"> <thead> <tr> <th>Choice</th> <th>Number</th> <th>Percentage</th> </tr> </thead> <tbody> <tr> <td>Strongly Agree</td> <td>6</td> <td>54.55%</td> </tr> <tr> <td>Agree</td> <td>5</td> <td>45.45%</td> </tr> <tr> <td>Uncertain</td> <td>0</td> <td>0%</td> </tr> <tr> <td>Disagree</td> <td>0</td> <td>0%</td> </tr> <tr> <td>Strongly Disagree</td> <td>0</td> <td>0%</td> </tr> </tbody> </table>	Choice	Number	Percentage	Strongly Agree	6	54.55%	Agree	5	45.45%	Uncertain	0	0%	Disagree	0	0%	Strongly Disagree	0	0%	 <p>● Stron... ● Agree</p>
Choice	Number	Percentage																			
Strongly Agree	6	54.55%																			
Agree	5	45.45%																			
Uncertain	0	0%																			
Disagree	0	0%																			
Strongly Disagree	0	0%																			
17	The method of assessment were reasonable	<table border="1"> <thead> <tr> <th>Choice</th> <th>Number</th> <th>Percentage</th> </tr> </thead> <tbody> <tr> <td>Strongly Agree</td> <td>6</td> <td>54.55%</td> </tr> <tr> <td>Agree</td> <td>5</td> <td>45.45%</td> </tr> <tr> <td>Uncertain</td> <td>0</td> <td>0%</td> </tr> <tr> <td>Disagree</td> <td>0</td> <td>0%</td> </tr> <tr> <td>Strongly Disagree</td> <td>0</td> <td>0%</td> </tr> </tbody> </table>	Choice	Number	Percentage	Strongly Agree	6	54.55%	Agree	5	45.45%	Uncertain	0	0%	Disagree	0	0%	Strongly Disagree	0	0%	 <p>● Stron... ● Agree</p>
Choice	Number	Percentage																			
Strongly Agree	6	54.55%																			
Agree	5	45.45%																			
Uncertain	0	0%																			
Disagree	0	0%																			
Strongly Disagree	0	0%																			
18	Feedback on assessment was timely	<table border="1"> <thead> <tr> <th>Choice</th> <th>Number</th> <th>Percentage</th> </tr> </thead> <tbody> <tr> <td>Strongly Agree</td> <td>6</td> <td>54.55%</td> </tr> <tr> <td>Agree</td> <td>5</td> <td>45.45%</td> </tr> <tr> <td>Uncertain</td> <td>0</td> <td>0%</td> </tr> <tr> <td>Disagree</td> <td>0</td> <td>0%</td> </tr> <tr> <td>Strongly Disagree</td> <td>0</td> <td>0%</td> </tr> </tbody> </table>	Choice	Number	Percentage	Strongly Agree	6	54.55%	Agree	5	45.45%	Uncertain	0	0%	Disagree	0	0%	Strongly Disagree	0	0%	 <p>● Stron... ● Agree</p>
Choice	Number	Percentage																			
Strongly Agree	6	54.55%																			
Agree	5	45.45%																			
Uncertain	0	0%																			
Disagree	0	0%																			
Strongly Disagree	0	0%																			
19	Feedback on assessment was helpful	<table border="1"> <thead> <tr> <th>Choice</th> <th>Number</th> <th>Percentage</th> </tr> </thead> <tbody> <tr> <td>Strongly Agree</td> <td>6</td> <td>54.55%</td> </tr> <tr> <td>Agree</td> <td>5</td> <td>45.45%</td> </tr> <tr> <td>Uncertain</td> <td>0</td> <td>0%</td> </tr> <tr> <td>Disagree</td> <td>0</td> <td>0%</td> </tr> <tr> <td>Strongly Disagree</td> <td>0</td> <td>0%</td> </tr> </tbody> </table>	Choice	Number	Percentage	Strongly Agree	6	54.55%	Agree	5	45.45%	Uncertain	0	0%	Disagree	0	0%	Strongly Disagree	0	0%	 <p>● Stron... ● Agree</p>
Choice	Number	Percentage																			
Strongly Agree	6	54.55%																			
Agree	5	45.45%																			
Uncertain	0	0%																			
Disagree	0	0%																			
Strongly Disagree	0	0%																			

20	I understood the lectures	<table border="1"> <thead> <tr> <th>Choice</th> <th>Number</th> <th>Percentage</th> </tr> </thead> <tbody> <tr> <td>Strongly Agree</td> <td>6</td> <td>54.55%</td> </tr> <tr> <td>Agree</td> <td>5</td> <td>45.45%</td> </tr> <tr> <td>Uncertain</td> <td>0</td> <td>0%</td> </tr> <tr> <td>Disagree</td> <td>0</td> <td>0%</td> </tr> <tr> <td>Strongly Disagree</td> <td>0</td> <td>0%</td> </tr> </tbody> </table>	Choice	Number	Percentage	Strongly Agree	6	54.55%	Agree	5	45.45%	Uncertain	0	0%	Disagree	0	0%	Strongly Disagree	0	0%	 <p>● Stron... ● Agree</p>
Choice	Number	Percentage																			
Strongly Agree	6	54.55%																			
Agree	5	45.45%																			
Uncertain	0	0%																			
Disagree	0	0%																			
Strongly Disagree	0	0%																			
21	The material was well organized and presented	<table border="1"> <thead> <tr> <th>Choice</th> <th>Number</th> <th>Percentage</th> </tr> </thead> <tbody> <tr> <td>Strongly Agree</td> <td>6</td> <td>54.55%</td> </tr> <tr> <td>Agree</td> <td>5</td> <td>45.45%</td> </tr> <tr> <td>Uncertain</td> <td>0</td> <td>0%</td> </tr> <tr> <td>Disagree</td> <td>0</td> <td>0%</td> </tr> <tr> <td>Strongly Disagree</td> <td>0</td> <td>0%</td> </tr> </tbody> </table>	Choice	Number	Percentage	Strongly Agree	6	54.55%	Agree	5	45.45%	Uncertain	0	0%	Disagree	0	0%	Strongly Disagree	0	0%	 <p>● Stron... ● Agree</p>
Choice	Number	Percentage																			
Strongly Agree	6	54.55%																			
Agree	5	45.45%																			
Uncertain	0	0%																			
Disagree	0	0%																			
Strongly Disagree	0	0%																			
22	The instructor was responsive to student needs and problems	<table border="1"> <thead> <tr> <th>Choice</th> <th>Number</th> <th>Percentage</th> </tr> </thead> <tbody> <tr> <td>Strongly Agree</td> <td>7</td> <td>63.64%</td> </tr> <tr> <td>Agree</td> <td>4</td> <td>36.36%</td> </tr> <tr> <td>Uncertain</td> <td>0</td> <td>0%</td> </tr> <tr> <td>Disagree</td> <td>0</td> <td>0%</td> </tr> <tr> <td>Strongly Disagree</td> <td>0</td> <td>0%</td> </tr> </tbody> </table>	Choice	Number	Percentage	Strongly Agree	7	63.64%	Agree	4	36.36%	Uncertain	0	0%	Disagree	0	0%	Strongly Disagree	0	0%	 <p>● Stron... ● Agree</p>
Choice	Number	Percentage																			
Strongly Agree	7	63.64%																			
Agree	4	36.36%																			
Uncertain	0	0%																			
Disagree	0	0%																			
Strongly Disagree	0	0%																			
23	Had the instructor been regular throughout the course	<table border="1"> <thead> <tr> <th>Choice</th> <th>Number</th> <th>Percentage</th> </tr> </thead> <tbody> <tr> <td>Strongly Agree</td> <td>6</td> <td>54.55%</td> </tr> <tr> <td>Agree</td> <td>5</td> <td>45.45%</td> </tr> <tr> <td>Uncertain</td> <td>0</td> <td>0%</td> </tr> <tr> <td>Disagree</td> <td>0</td> <td>0%</td> </tr> <tr> <td>Strongly Disagree</td> <td>0</td> <td>0%</td> </tr> </tbody> </table>	Choice	Number	Percentage	Strongly Agree	6	54.55%	Agree	5	45.45%	Uncertain	0	0%	Disagree	0	0%	Strongly Disagree	0	0%	 <p>● Stron... ● Agree</p>
Choice	Number	Percentage																			
Strongly Agree	6	54.55%																			
Agree	5	45.45%																			
Uncertain	0	0%																			
Disagree	0	0%																			
Strongly Disagree	0	0%																			
24	The material in the tutorials was useful	<table border="1"> <thead> <tr> <th>Choice</th> <th>Number</th> <th>Percentage</th> </tr> </thead> <tbody> <tr> <td>Strongly Agree</td> <td>6</td> <td>54.55%</td> </tr> <tr> <td>Agree</td> <td>5</td> <td>45.45%</td> </tr> <tr> <td>Uncertain</td> <td>0</td> <td>0%</td> </tr> <tr> <td>Disagree</td> <td>0</td> <td>0%</td> </tr> <tr> <td>Strongly Disagree</td> <td>0</td> <td>0%</td> </tr> </tbody> </table>	Choice	Number	Percentage	Strongly Agree	6	54.55%	Agree	5	45.45%	Uncertain	0	0%	Disagree	0	0%	Strongly Disagree	0	0%	 <p>● Stron... ● Agree</p>
Choice	Number	Percentage																			
Strongly Agree	6	54.55%																			
Agree	5	45.45%																			
Uncertain	0	0%																			
Disagree	0	0%																			
Strongly Disagree	0	0%																			

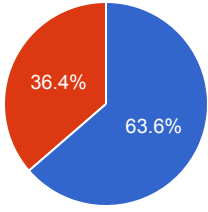
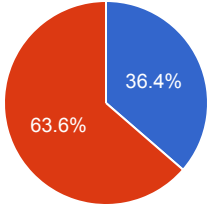
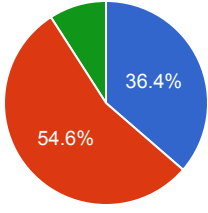
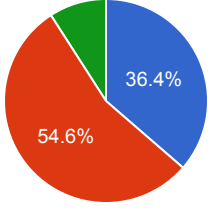
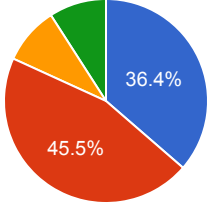
25	I was happy with the amount of work needed for tutorials	<table border="1"> <thead> <tr> <th>Choice</th> <th>Number</th> <th>Percentage</th> </tr> </thead> <tbody> <tr> <td>Strongly Agree</td> <td>6</td> <td>54.55%</td> </tr> <tr> <td>Agree</td> <td>5</td> <td>45.45%</td> </tr> <tr> <td>Uncertain</td> <td>0</td> <td>0%</td> </tr> <tr> <td>Disagree</td> <td>0</td> <td>0%</td> </tr> <tr> <td>Strongly Disagree</td> <td>0</td> <td>0%</td> </tr> </tbody> </table>	Choice	Number	Percentage	Strongly Agree	6	54.55%	Agree	5	45.45%	Uncertain	0	0%	Disagree	0	0%	Strongly Disagree	0	0%	 <p>● Stron... ● Agree</p>
Choice	Number	Percentage																			
Strongly Agree	6	54.55%																			
Agree	5	45.45%																			
Uncertain	0	0%																			
Disagree	0	0%																			
Strongly Disagree	0	0%																			
26	The tutor dealt effectively with my problems	<table border="1"> <thead> <tr> <th>Choice</th> <th>Number</th> <th>Percentage</th> </tr> </thead> <tbody> <tr> <td>Strongly Agree</td> <td>6</td> <td>54.55%</td> </tr> <tr> <td>Agree</td> <td>5</td> <td>45.45%</td> </tr> <tr> <td>Uncertain</td> <td>0</td> <td>0%</td> </tr> <tr> <td>Disagree</td> <td>0</td> <td>0%</td> </tr> <tr> <td>Strongly Disagree</td> <td>0</td> <td>0%</td> </tr> </tbody> </table>	Choice	Number	Percentage	Strongly Agree	6	54.55%	Agree	5	45.45%	Uncertain	0	0%	Disagree	0	0%	Strongly Disagree	0	0%	 <p>● Stron... ● Agree</p>
Choice	Number	Percentage																			
Strongly Agree	6	54.55%																			
Agree	5	45.45%																			
Uncertain	0	0%																			
Disagree	0	0%																			
Strongly Disagree	0	0%																			
27	The material in the practicals was useful	<table border="1"> <thead> <tr> <th>Choice</th> <th>Number</th> <th>Percentage</th> </tr> </thead> <tbody> <tr> <td>Strongly Agree</td> <td>7</td> <td>63.64%</td> </tr> <tr> <td>Agree</td> <td>4</td> <td>36.36%</td> </tr> <tr> <td>Uncertain</td> <td>0</td> <td>0%</td> </tr> <tr> <td>Disagree</td> <td>0</td> <td>0%</td> </tr> <tr> <td>Strongly Disagree</td> <td>0</td> <td>0%</td> </tr> </tbody> </table>	Choice	Number	Percentage	Strongly Agree	7	63.64%	Agree	4	36.36%	Uncertain	0	0%	Disagree	0	0%	Strongly Disagree	0	0%	 <p>● Stron... ● Agree</p>
Choice	Number	Percentage																			
Strongly Agree	7	63.64%																			
Agree	4	36.36%																			
Uncertain	0	0%																			
Disagree	0	0%																			
Strongly Disagree	0	0%																			
28	The demonstrators dealt effectively with my problems	<table border="1"> <thead> <tr> <th>Choice</th> <th>Number</th> <th>Percentage</th> </tr> </thead> <tbody> <tr> <td>Strongly Agree</td> <td>7</td> <td>63.64%</td> </tr> <tr> <td>Agree</td> <td>4</td> <td>36.36%</td> </tr> <tr> <td>Uncertain</td> <td>0</td> <td>0%</td> </tr> <tr> <td>Disagree</td> <td>0</td> <td>0%</td> </tr> <tr> <td>Strongly Disagree</td> <td>0</td> <td>0%</td> </tr> </tbody> </table>	Choice	Number	Percentage	Strongly Agree	7	63.64%	Agree	4	36.36%	Uncertain	0	0%	Disagree	0	0%	Strongly Disagree	0	0%	 <p>● Stron... ● Agree</p>
Choice	Number	Percentage																			
Strongly Agree	7	63.64%																			
Agree	4	36.36%																			
Uncertain	0	0%																			
Disagree	0	0%																			
Strongly Disagree	0	0%																			
29	The best features of the Course were	<p>yes before mid term excellent Excellent EXCELLENT lab work yes I am fully satisfied from this teacher , he has good skills of teachings. feedback is very satisfactory and Sir is very helpful to us. we have taken tests and assignments. and its enough for student contribution. we have learn Anatomy by studying different models and human skeletons and have performed many practicals. He has the best way to delivered his lecture on best way. joints mid term course course of mid term</p>																			

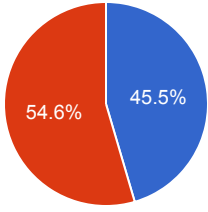
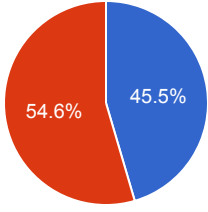
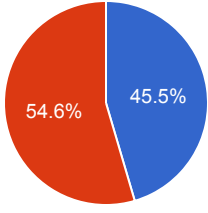
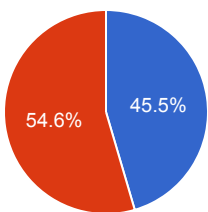
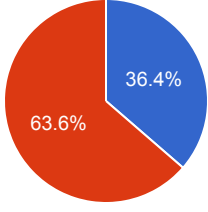
30	The Course could have been improved by	agree taking tests and assignments good Excellent EXCELLENT performing more practicals yes by the course coordinator . more hardwork by performing practicals taking more tests and assignments
31	The University does not tolerate discrimination on any irrelevant distinction (e.g. race, age, gender) and is committed to work with diversity in a wholly positive way. Please indicate below anything in relation to this Course which may run counter to this objective	agree i agree nil Nil NIL i agree yes Nothing i agree yes i agree

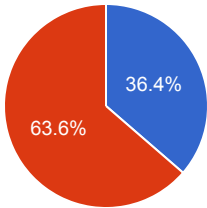
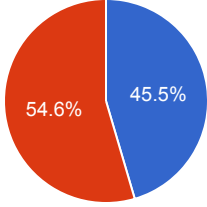
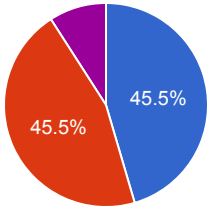
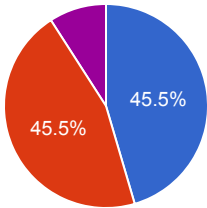
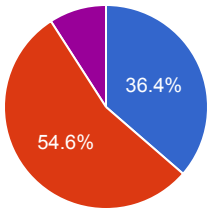
# Course Evaluation - Program: 0264

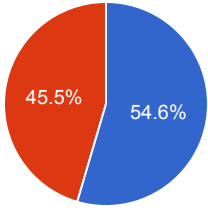
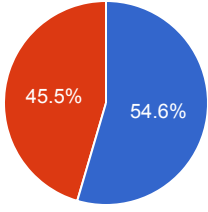
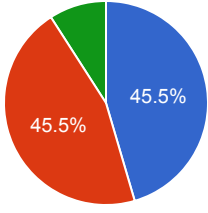
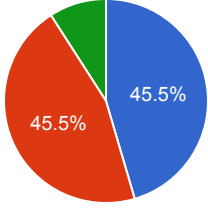
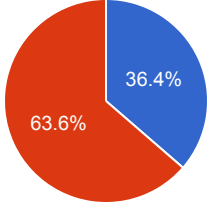
Teacher Name: AHSAN WAHEED		Course ID: CSC-117 Course Title: Computer Skills		Session: 2017 Fall																			
Shift: Morning -- Section:		Total Strength: 19		Attempted: 11																			
S.No	Question	Opinions			Chart																		
1	The course objectives were clear	<table border="1"> <thead> <tr> <th>Choice</th> <th>Number</th> <th>Percentage</th> </tr> </thead> <tbody> <tr> <td>Strongly Agree</td> <td>4</td> <td>36.36%</td> </tr> <tr> <td>Agree</td> <td>7</td> <td>63.64%</td> </tr> <tr> <td>Uncertain</td> <td>0</td> <td>0%</td> </tr> <tr> <td>Disagree</td> <td>0</td> <td>0%</td> </tr> <tr> <td>Strongly Disagree</td> <td>0</td> <td>0%</td> </tr> </tbody> </table>	Choice	Number	Percentage	Strongly Agree	4	36.36%	Agree	7	63.64%	Uncertain	0	0%	Disagree	0	0%	Strongly Disagree	0	0%	<p>A pie chart with two segments: a blue segment representing 'Strongly Agree' at 36.4% and a red segment representing 'Agree' at 63.6%.</p>		
Choice	Number	Percentage																					
Strongly Agree	4	36.36%																					
Agree	7	63.64%																					
Uncertain	0	0%																					
Disagree	0	0%																					
Strongly Disagree	0	0%																					
2	The Course workload was manageable	<table border="1"> <thead> <tr> <th>Choice</th> <th>Number</th> <th>Percentage</th> </tr> </thead> <tbody> <tr> <td>Strongly Agree</td> <td>4</td> <td>36.36%</td> </tr> <tr> <td>Agree</td> <td>6</td> <td>54.55%</td> </tr> <tr> <td>Uncertain</td> <td>1</td> <td>9.09%</td> </tr> <tr> <td>Disagree</td> <td>0</td> <td>0%</td> </tr> <tr> <td>Strongly Disagree</td> <td>0</td> <td>0%</td> </tr> </tbody> </table>	Choice	Number	Percentage	Strongly Agree	4	36.36%	Agree	6	54.55%	Uncertain	1	9.09%	Disagree	0	0%	Strongly Disagree	0	0%	<p>A pie chart with three segments: a blue segment for 'Strongly Agree' (36.4%), a red segment for 'Agree' (54.6%), and a yellow segment for 'Uncertain' (9.09%).</p>		
Choice	Number	Percentage																					
Strongly Agree	4	36.36%																					
Agree	6	54.55%																					
Uncertain	1	9.09%																					
Disagree	0	0%																					
Strongly Disagree	0	0%																					
3	The Course was well organized (e.g. timely access to materials, notification of changes, etc.)	<table border="1"> <thead> <tr> <th>Choice</th> <th>Number</th> <th>Percentage</th> </tr> </thead> <tbody> <tr> <td>Strongly Agree</td> <td>4</td> <td>36.36%</td> </tr> <tr> <td>Agree</td> <td>6</td> <td>54.55%</td> </tr> <tr> <td>Uncertain</td> <td>1</td> <td>9.09%</td> </tr> <tr> <td>Disagree</td> <td>0</td> <td>0%</td> </tr> <tr> <td>Strongly Disagree</td> <td>0</td> <td>0%</td> </tr> </tbody> </table>	Choice	Number	Percentage	Strongly Agree	4	36.36%	Agree	6	54.55%	Uncertain	1	9.09%	Disagree	0	0%	Strongly Disagree	0	0%	<p>A pie chart with three segments: a blue segment for 'Strongly Agree' (36.4%), a red segment for 'Agree' (54.6%), and a yellow segment for 'Uncertain' (9.09%).</p>		
Choice	Number	Percentage																					
Strongly Agree	4	36.36%																					
Agree	6	54.55%																					
Uncertain	1	9.09%																					
Disagree	0	0%																					
Strongly Disagree	0	0%																					
4	I participated actively in the Course	<table border="1"> <thead> <tr> <th>Choice</th> <th>Number</th> <th>Percentage</th> </tr> </thead> <tbody> <tr> <td>Strongly Agree</td> <td>7</td> <td>63.64%</td> </tr> <tr> <td>Agree</td> <td>4</td> <td>36.36%</td> </tr> <tr> <td>Uncertain</td> <td>0</td> <td>0%</td> </tr> <tr> <td>Disagree</td> <td>0</td> <td>0%</td> </tr> <tr> <td>Strongly Disagree</td> <td>0</td> <td>0%</td> </tr> </tbody> </table>	Choice	Number	Percentage	Strongly Agree	7	63.64%	Agree	4	36.36%	Uncertain	0	0%	Disagree	0	0%	Strongly Disagree	0	0%	<p>A pie chart with two segments: a blue segment representing 'Strongly Agree' at 63.6% and a red segment representing 'Agree' at 36.4%.</p>		
Choice	Number	Percentage																					
Strongly Agree	7	63.64%																					
Agree	4	36.36%																					
Uncertain	0	0%																					
Disagree	0	0%																					
Strongly Disagree	0	0%																					

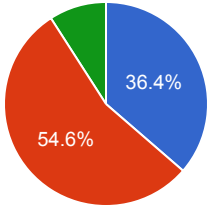
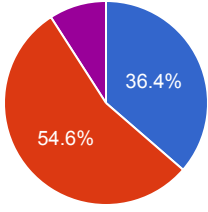
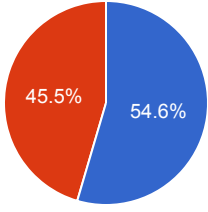
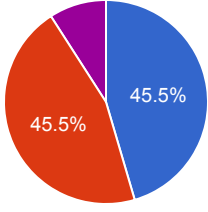


5	I think I have made progress in this Course	<table border="1"> <thead> <tr> <th>Choice</th> <th>Number</th> <th>Percentage</th> </tr> </thead> <tbody> <tr> <td>Strongly Agree</td> <td>7</td> <td>63.64%</td> </tr> <tr> <td>Agree</td> <td>4</td> <td>36.36%</td> </tr> <tr> <td>Uncertain</td> <td>0</td> <td>0%</td> </tr> <tr> <td>Disagree</td> <td>0</td> <td>0%</td> </tr> <tr> <td>Strongly Disagree</td> <td>0</td> <td>0%</td> </tr> </tbody> </table>	Choice	Number	Percentage	Strongly Agree	7	63.64%	Agree	4	36.36%	Uncertain	0	0%	Disagree	0	0%	Strongly Disagree	0	0%	 <ul style="list-style-type: none"> <li><span style="color: blue;">●</span> Stron...</li> <li><span style="color: red;">●</span> Agree</li> </ul>
Choice	Number	Percentage																			
Strongly Agree	7	63.64%																			
Agree	4	36.36%																			
Uncertain	0	0%																			
Disagree	0	0%																			
Strongly Disagree	0	0%																			
6	I think the Course was well structured to achieve the learning outcomes (there was a good balance of lectures, tutorials, practical etc.)	<table border="1"> <thead> <tr> <th>Choice</th> <th>Number</th> <th>Percentage</th> </tr> </thead> <tbody> <tr> <td>Strongly Agree</td> <td>4</td> <td>36.36%</td> </tr> <tr> <td>Agree</td> <td>7</td> <td>63.64%</td> </tr> <tr> <td>Uncertain</td> <td>0</td> <td>0%</td> </tr> <tr> <td>Disagree</td> <td>0</td> <td>0%</td> </tr> <tr> <td>Strongly Disagree</td> <td>0</td> <td>0%</td> </tr> </tbody> </table>	Choice	Number	Percentage	Strongly Agree	4	36.36%	Agree	7	63.64%	Uncertain	0	0%	Disagree	0	0%	Strongly Disagree	0	0%	 <ul style="list-style-type: none"> <li><span style="color: blue;">●</span> Stron...</li> <li><span style="color: red;">●</span> Agree</li> </ul>
Choice	Number	Percentage																			
Strongly Agree	4	36.36%																			
Agree	7	63.64%																			
Uncertain	0	0%																			
Disagree	0	0%																			
Strongly Disagree	0	0%																			
7	The learning and teaching methods encouraged participation	<table border="1"> <thead> <tr> <th>Choice</th> <th>Number</th> <th>Percentage</th> </tr> </thead> <tbody> <tr> <td>Strongly Agree</td> <td>4</td> <td>36.36%</td> </tr> <tr> <td>Agree</td> <td>6</td> <td>54.55%</td> </tr> <tr> <td>Uncertain</td> <td>0</td> <td>0%</td> </tr> <tr> <td>Disagree</td> <td>1</td> <td>9.09%</td> </tr> <tr> <td>Strongly Disagree</td> <td>0</td> <td>0%</td> </tr> </tbody> </table>	Choice	Number	Percentage	Strongly Agree	4	36.36%	Agree	6	54.55%	Uncertain	0	0%	Disagree	1	9.09%	Strongly Disagree	0	0%	 <ul style="list-style-type: none"> <li><span style="color: blue;">●</span> Stron...</li> <li><span style="color: red;">●</span> Agree</li> <li><span style="color: green;">●</span> Disa...</li> </ul>
Choice	Number	Percentage																			
Strongly Agree	4	36.36%																			
Agree	6	54.55%																			
Uncertain	0	0%																			
Disagree	1	9.09%																			
Strongly Disagree	0	0%																			
8	The overall environment in the class was conducive to learning	<table border="1"> <thead> <tr> <th>Choice</th> <th>Number</th> <th>Percentage</th> </tr> </thead> <tbody> <tr> <td>Strongly Agree</td> <td>4</td> <td>36.36%</td> </tr> <tr> <td>Agree</td> <td>6</td> <td>54.55%</td> </tr> <tr> <td>Uncertain</td> <td>0</td> <td>0%</td> </tr> <tr> <td>Disagree</td> <td>1</td> <td>9.09%</td> </tr> <tr> <td>Strongly Disagree</td> <td>0</td> <td>0%</td> </tr> </tbody> </table>	Choice	Number	Percentage	Strongly Agree	4	36.36%	Agree	6	54.55%	Uncertain	0	0%	Disagree	1	9.09%	Strongly Disagree	0	0%	 <ul style="list-style-type: none"> <li><span style="color: blue;">●</span> Stron...</li> <li><span style="color: red;">●</span> Agree</li> <li><span style="color: green;">●</span> Disa...</li> </ul>
Choice	Number	Percentage																			
Strongly Agree	4	36.36%																			
Agree	6	54.55%																			
Uncertain	0	0%																			
Disagree	1	9.09%																			
Strongly Disagree	0	0%																			
9	Classrooms were satisfactory	<table border="1"> <thead> <tr> <th>Choice</th> <th>Number</th> <th>Percentage</th> </tr> </thead> <tbody> <tr> <td>Strongly Agree</td> <td>4</td> <td>36.36%</td> </tr> <tr> <td>Agree</td> <td>5</td> <td>45.45%</td> </tr> <tr> <td>Uncertain</td> <td>1</td> <td>9.09%</td> </tr> <tr> <td>Disagree</td> <td>1</td> <td>9.09%</td> </tr> <tr> <td>Strongly Disagree</td> <td>0</td> <td>0%</td> </tr> </tbody> </table>	Choice	Number	Percentage	Strongly Agree	4	36.36%	Agree	5	45.45%	Uncertain	1	9.09%	Disagree	1	9.09%	Strongly Disagree	0	0%	 <ul style="list-style-type: none"> <li><span style="color: blue;">●</span> Stron...</li> <li><span style="color: red;">●</span> Agree</li> <li><span style="color: orange;">●</span> Unce...</li> <li><span style="color: green;">●</span> Disa...</li> </ul>
Choice	Number	Percentage																			
Strongly Agree	4	36.36%																			
Agree	5	45.45%																			
Uncertain	1	9.09%																			
Disagree	1	9.09%																			
Strongly Disagree	0	0%																			

10	Learning materials (Lesson Plans, Course Notes etc.) were relevant and useful	<table border="1"> <thead> <tr> <th>Choice</th> <th>Number</th> <th>Percentage</th> </tr> </thead> <tbody> <tr> <td>Strongly Agree</td> <td>5</td> <td>45.45%</td> </tr> <tr> <td>Agree</td> <td>6</td> <td>54.55%</td> </tr> <tr> <td>Uncertain</td> <td>0</td> <td>0%</td> </tr> <tr> <td>Disagree</td> <td>0</td> <td>0%</td> </tr> <tr> <td>Strongly Disagree</td> <td>0</td> <td>0%</td> </tr> </tbody> </table>	Choice	Number	Percentage	Strongly Agree	5	45.45%	Agree	6	54.55%	Uncertain	0	0%	Disagree	0	0%	Strongly Disagree	0	0%	 <p>● Stron... ● Agree</p>
Choice	Number	Percentage																			
Strongly Agree	5	45.45%																			
Agree	6	54.55%																			
Uncertain	0	0%																			
Disagree	0	0%																			
Strongly Disagree	0	0%																			
11	Recommended reading Books etc. were relevant and appropriate	<table border="1"> <thead> <tr> <th>Choice</th> <th>Number</th> <th>Percentage</th> </tr> </thead> <tbody> <tr> <td>Strongly Agree</td> <td>5</td> <td>45.45%</td> </tr> <tr> <td>Agree</td> <td>6</td> <td>54.55%</td> </tr> <tr> <td>Uncertain</td> <td>0</td> <td>0%</td> </tr> <tr> <td>Disagree</td> <td>0</td> <td>0%</td> </tr> <tr> <td>Strongly Disagree</td> <td>0</td> <td>0%</td> </tr> </tbody> </table>	Choice	Number	Percentage	Strongly Agree	5	45.45%	Agree	6	54.55%	Uncertain	0	0%	Disagree	0	0%	Strongly Disagree	0	0%	 <p>● Stron... ● Agree</p>
Choice	Number	Percentage																			
Strongly Agree	5	45.45%																			
Agree	6	54.55%																			
Uncertain	0	0%																			
Disagree	0	0%																			
Strongly Disagree	0	0%																			
12	The provision of learning resources in the library was adequate and appropriate	<table border="1"> <thead> <tr> <th>Choice</th> <th>Number</th> <th>Percentage</th> </tr> </thead> <tbody> <tr> <td>Strongly Agree</td> <td>5</td> <td>45.45%</td> </tr> <tr> <td>Agree</td> <td>6</td> <td>54.55%</td> </tr> <tr> <td>Uncertain</td> <td>0</td> <td>0%</td> </tr> <tr> <td>Disagree</td> <td>0</td> <td>0%</td> </tr> <tr> <td>Strongly Disagree</td> <td>0</td> <td>0%</td> </tr> </tbody> </table>	Choice	Number	Percentage	Strongly Agree	5	45.45%	Agree	6	54.55%	Uncertain	0	0%	Disagree	0	0%	Strongly Disagree	0	0%	 <p>● Stron... ● Agree</p>
Choice	Number	Percentage																			
Strongly Agree	5	45.45%																			
Agree	6	54.55%																			
Uncertain	0	0%																			
Disagree	0	0%																			
Strongly Disagree	0	0%																			
13	The provision of learning resources on the Web was adequate and appropriate ( if relevant)	<table border="1"> <thead> <tr> <th>Choice</th> <th>Number</th> <th>Percentage</th> </tr> </thead> <tbody> <tr> <td>Strongly Agree</td> <td>5</td> <td>45.45%</td> </tr> <tr> <td>Agree</td> <td>6</td> <td>54.55%</td> </tr> <tr> <td>Uncertain</td> <td>0</td> <td>0%</td> </tr> <tr> <td>Disagree</td> <td>0</td> <td>0%</td> </tr> <tr> <td>Strongly Disagree</td> <td>0</td> <td>0%</td> </tr> </tbody> </table>	Choice	Number	Percentage	Strongly Agree	5	45.45%	Agree	6	54.55%	Uncertain	0	0%	Disagree	0	0%	Strongly Disagree	0	0%	 <p>● Stron... ● Agree</p>
Choice	Number	Percentage																			
Strongly Agree	5	45.45%																			
Agree	6	54.55%																			
Uncertain	0	0%																			
Disagree	0	0%																			
Strongly Disagree	0	0%																			
14	The Course stimulated my interest and thought on the subject area	<table border="1"> <thead> <tr> <th>Choice</th> <th>Number</th> <th>Percentage</th> </tr> </thead> <tbody> <tr> <td>Strongly Agree</td> <td>4</td> <td>36.36%</td> </tr> <tr> <td>Agree</td> <td>7</td> <td>63.64%</td> </tr> <tr> <td>Uncertain</td> <td>0</td> <td>0%</td> </tr> <tr> <td>Disagree</td> <td>0</td> <td>0%</td> </tr> <tr> <td>Strongly Disagree</td> <td>0</td> <td>0%</td> </tr> </tbody> </table>	Choice	Number	Percentage	Strongly Agree	4	36.36%	Agree	7	63.64%	Uncertain	0	0%	Disagree	0	0%	Strongly Disagree	0	0%	 <p>● Stron... ● Agree</p>
Choice	Number	Percentage																			
Strongly Agree	4	36.36%																			
Agree	7	63.64%																			
Uncertain	0	0%																			
Disagree	0	0%																			
Strongly Disagree	0	0%																			

15	The pace of the Course was appropriate	<table border="1"> <thead> <tr> <th>Choice</th> <th>Number</th> <th>Percentage</th> </tr> </thead> <tbody> <tr> <td>Strongly Agree</td> <td>4</td> <td>36.36%</td> </tr> <tr> <td>Agree</td> <td>7</td> <td>63.64%</td> </tr> <tr> <td>Uncertain</td> <td>0</td> <td>0%</td> </tr> <tr> <td>Disagree</td> <td>0</td> <td>0%</td> </tr> <tr> <td>Strongly Disagree</td> <td>0</td> <td>0%</td> </tr> </tbody> </table>	Choice	Number	Percentage	Strongly Agree	4	36.36%	Agree	7	63.64%	Uncertain	0	0%	Disagree	0	0%	Strongly Disagree	0	0%	 <p> <span style="color: blue;">●</span> Stron...  <span style="color: red;">●</span> Agree         </p>
Choice	Number	Percentage																			
Strongly Agree	4	36.36%																			
Agree	7	63.64%																			
Uncertain	0	0%																			
Disagree	0	0%																			
Strongly Disagree	0	0%																			
16	Ideas and concepts were presented clearly	<table border="1"> <thead> <tr> <th>Choice</th> <th>Number</th> <th>Percentage</th> </tr> </thead> <tbody> <tr> <td>Strongly Agree</td> <td>5</td> <td>45.45%</td> </tr> <tr> <td>Agree</td> <td>6</td> <td>54.55%</td> </tr> <tr> <td>Uncertain</td> <td>0</td> <td>0%</td> </tr> <tr> <td>Disagree</td> <td>0</td> <td>0%</td> </tr> <tr> <td>Strongly Disagree</td> <td>0</td> <td>0%</td> </tr> </tbody> </table>	Choice	Number	Percentage	Strongly Agree	5	45.45%	Agree	6	54.55%	Uncertain	0	0%	Disagree	0	0%	Strongly Disagree	0	0%	 <p> <span style="color: blue;">●</span> Stron...  <span style="color: red;">●</span> Agree         </p>
Choice	Number	Percentage																			
Strongly Agree	5	45.45%																			
Agree	6	54.55%																			
Uncertain	0	0%																			
Disagree	0	0%																			
Strongly Disagree	0	0%																			
17	The method of assessment were reasonable	<table border="1"> <thead> <tr> <th>Choice</th> <th>Number</th> <th>Percentage</th> </tr> </thead> <tbody> <tr> <td>Strongly Agree</td> <td>5</td> <td>45.45%</td> </tr> <tr> <td>Agree</td> <td>5</td> <td>45.45%</td> </tr> <tr> <td>Uncertain</td> <td>0</td> <td>0%</td> </tr> <tr> <td>Disagree</td> <td>0</td> <td>0%</td> </tr> <tr> <td>Strongly Disagree</td> <td>1</td> <td>9.09%</td> </tr> </tbody> </table>	Choice	Number	Percentage	Strongly Agree	5	45.45%	Agree	5	45.45%	Uncertain	0	0%	Disagree	0	0%	Strongly Disagree	1	9.09%	 <p> <span style="color: blue;">●</span> Stron...  <span style="color: red;">●</span> Agree  <span style="color: purple;">●</span> Stron...         </p>
Choice	Number	Percentage																			
Strongly Agree	5	45.45%																			
Agree	5	45.45%																			
Uncertain	0	0%																			
Disagree	0	0%																			
Strongly Disagree	1	9.09%																			
18	Feedback on assessment was timely	<table border="1"> <thead> <tr> <th>Choice</th> <th>Number</th> <th>Percentage</th> </tr> </thead> <tbody> <tr> <td>Strongly Agree</td> <td>5</td> <td>45.45%</td> </tr> <tr> <td>Agree</td> <td>5</td> <td>45.45%</td> </tr> <tr> <td>Uncertain</td> <td>0</td> <td>0%</td> </tr> <tr> <td>Disagree</td> <td>0</td> <td>0%</td> </tr> <tr> <td>Strongly Disagree</td> <td>1</td> <td>9.09%</td> </tr> </tbody> </table>	Choice	Number	Percentage	Strongly Agree	5	45.45%	Agree	5	45.45%	Uncertain	0	0%	Disagree	0	0%	Strongly Disagree	1	9.09%	 <p> <span style="color: blue;">●</span> Stron...  <span style="color: red;">●</span> Agree  <span style="color: purple;">●</span> Stron...         </p>
Choice	Number	Percentage																			
Strongly Agree	5	45.45%																			
Agree	5	45.45%																			
Uncertain	0	0%																			
Disagree	0	0%																			
Strongly Disagree	1	9.09%																			
19	Feedback on assessment was helpful	<table border="1"> <thead> <tr> <th>Choice</th> <th>Number</th> <th>Percentage</th> </tr> </thead> <tbody> <tr> <td>Strongly Agree</td> <td>4</td> <td>36.36%</td> </tr> <tr> <td>Agree</td> <td>6</td> <td>54.55%</td> </tr> <tr> <td>Uncertain</td> <td>0</td> <td>0%</td> </tr> <tr> <td>Disagree</td> <td>0</td> <td>0%</td> </tr> <tr> <td>Strongly Disagree</td> <td>1</td> <td>9.09%</td> </tr> </tbody> </table>	Choice	Number	Percentage	Strongly Agree	4	36.36%	Agree	6	54.55%	Uncertain	0	0%	Disagree	0	0%	Strongly Disagree	1	9.09%	 <p> <span style="color: blue;">●</span> Stron...  <span style="color: red;">●</span> Agree  <span style="color: purple;">●</span> Stron...         </p>
Choice	Number	Percentage																			
Strongly Agree	4	36.36%																			
Agree	6	54.55%																			
Uncertain	0	0%																			
Disagree	0	0%																			
Strongly Disagree	1	9.09%																			

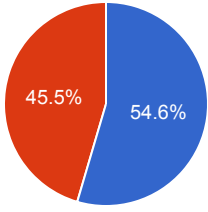
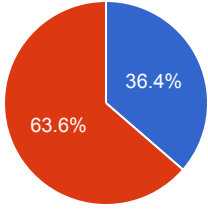
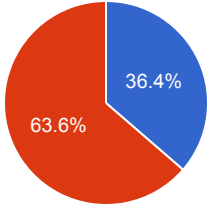
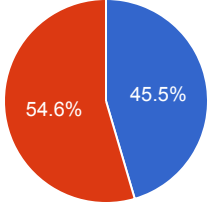
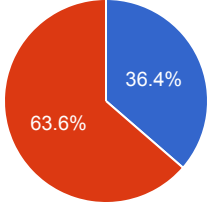
20	I understood the lectures	<table border="1"> <thead> <tr> <th>Choice</th> <th>Number</th> <th>Percentage</th> </tr> </thead> <tbody> <tr> <td>Strongly Agree</td> <td>6</td> <td>54.55%</td> </tr> <tr> <td>Agree</td> <td>5</td> <td>45.45%</td> </tr> <tr> <td>Uncertain</td> <td>0</td> <td>0%</td> </tr> <tr> <td>Disagree</td> <td>0</td> <td>0%</td> </tr> <tr> <td>Strongly Disagree</td> <td>0</td> <td>0%</td> </tr> </tbody> </table>	Choice	Number	Percentage	Strongly Agree	6	54.55%	Agree	5	45.45%	Uncertain	0	0%	Disagree	0	0%	Strongly Disagree	0	0%	 <p>Legend: Strongly Agree (blue), Agree (red)</p>
Choice	Number	Percentage																			
Strongly Agree	6	54.55%																			
Agree	5	45.45%																			
Uncertain	0	0%																			
Disagree	0	0%																			
Strongly Disagree	0	0%																			
21	The material was well organized and presented	<table border="1"> <thead> <tr> <th>Choice</th> <th>Number</th> <th>Percentage</th> </tr> </thead> <tbody> <tr> <td>Strongly Agree</td> <td>6</td> <td>54.55%</td> </tr> <tr> <td>Agree</td> <td>5</td> <td>45.45%</td> </tr> <tr> <td>Uncertain</td> <td>0</td> <td>0%</td> </tr> <tr> <td>Disagree</td> <td>0</td> <td>0%</td> </tr> <tr> <td>Strongly Disagree</td> <td>0</td> <td>0%</td> </tr> </tbody> </table>	Choice	Number	Percentage	Strongly Agree	6	54.55%	Agree	5	45.45%	Uncertain	0	0%	Disagree	0	0%	Strongly Disagree	0	0%	 <p>Legend: Strongly Agree (blue), Agree (red)</p>
Choice	Number	Percentage																			
Strongly Agree	6	54.55%																			
Agree	5	45.45%																			
Uncertain	0	0%																			
Disagree	0	0%																			
Strongly Disagree	0	0%																			
22	The instructor was responsive to student needs and problems	<table border="1"> <thead> <tr> <th>Choice</th> <th>Number</th> <th>Percentage</th> </tr> </thead> <tbody> <tr> <td>Strongly Agree</td> <td>5</td> <td>45.45%</td> </tr> <tr> <td>Agree</td> <td>5</td> <td>45.45%</td> </tr> <tr> <td>Uncertain</td> <td>0</td> <td>0%</td> </tr> <tr> <td>Disagree</td> <td>1</td> <td>9.09%</td> </tr> <tr> <td>Strongly Disagree</td> <td>0</td> <td>0%</td> </tr> </tbody> </table>	Choice	Number	Percentage	Strongly Agree	5	45.45%	Agree	5	45.45%	Uncertain	0	0%	Disagree	1	9.09%	Strongly Disagree	0	0%	 <p>Legend: Strongly Agree (blue), Agree (red), Disagree (green)</p>
Choice	Number	Percentage																			
Strongly Agree	5	45.45%																			
Agree	5	45.45%																			
Uncertain	0	0%																			
Disagree	1	9.09%																			
Strongly Disagree	0	0%																			
23	Had the instructor been regular throughout the course	<table border="1"> <thead> <tr> <th>Choice</th> <th>Number</th> <th>Percentage</th> </tr> </thead> <tbody> <tr> <td>Strongly Agree</td> <td>5</td> <td>45.45%</td> </tr> <tr> <td>Agree</td> <td>5</td> <td>45.45%</td> </tr> <tr> <td>Uncertain</td> <td>0</td> <td>0%</td> </tr> <tr> <td>Disagree</td> <td>1</td> <td>9.09%</td> </tr> <tr> <td>Strongly Disagree</td> <td>0</td> <td>0%</td> </tr> </tbody> </table>	Choice	Number	Percentage	Strongly Agree	5	45.45%	Agree	5	45.45%	Uncertain	0	0%	Disagree	1	9.09%	Strongly Disagree	0	0%	 <p>Legend: Strongly Agree (blue), Agree (red), Disagree (green)</p>
Choice	Number	Percentage																			
Strongly Agree	5	45.45%																			
Agree	5	45.45%																			
Uncertain	0	0%																			
Disagree	1	9.09%																			
Strongly Disagree	0	0%																			
24	The material in the tutorials was useful	<table border="1"> <thead> <tr> <th>Choice</th> <th>Number</th> <th>Percentage</th> </tr> </thead> <tbody> <tr> <td>Strongly Agree</td> <td>4</td> <td>36.36%</td> </tr> <tr> <td>Agree</td> <td>7</td> <td>63.64%</td> </tr> <tr> <td>Uncertain</td> <td>0</td> <td>0%</td> </tr> <tr> <td>Disagree</td> <td>0</td> <td>0%</td> </tr> <tr> <td>Strongly Disagree</td> <td>0</td> <td>0%</td> </tr> </tbody> </table>	Choice	Number	Percentage	Strongly Agree	4	36.36%	Agree	7	63.64%	Uncertain	0	0%	Disagree	0	0%	Strongly Disagree	0	0%	 <p>Legend: Strongly Agree (blue), Agree (red)</p>
Choice	Number	Percentage																			
Strongly Agree	4	36.36%																			
Agree	7	63.64%																			
Uncertain	0	0%																			
Disagree	0	0%																			
Strongly Disagree	0	0%																			

25	I was happy with the amount of work needed for tutorials	<table border="1"> <thead> <tr> <th>Choice</th> <th>Number</th> <th>Percentage</th> </tr> </thead> <tbody> <tr> <td>Strongly Agree</td> <td>4</td> <td>36.36%</td> </tr> <tr> <td>Agree</td> <td>6</td> <td>54.55%</td> </tr> <tr> <td>Uncertain</td> <td>0</td> <td>0%</td> </tr> <tr> <td>Disagree</td> <td>1</td> <td>9.09%</td> </tr> <tr> <td>Strongly Disagree</td> <td>0</td> <td>0%</td> </tr> </tbody> </table>	Choice	Number	Percentage	Strongly Agree	4	36.36%	Agree	6	54.55%	Uncertain	0	0%	Disagree	1	9.09%	Strongly Disagree	0	0%	 <p> <span style="color: blue;">●</span> Stron...  <span style="color: red;">●</span> Agree  <span style="color: green;">●</span> Disa... </p>
Choice	Number	Percentage																			
Strongly Agree	4	36.36%																			
Agree	6	54.55%																			
Uncertain	0	0%																			
Disagree	1	9.09%																			
Strongly Disagree	0	0%																			
26	The tutor dealt effectively with my problems	<table border="1"> <thead> <tr> <th>Choice</th> <th>Number</th> <th>Percentage</th> </tr> </thead> <tbody> <tr> <td>Strongly Agree</td> <td>4</td> <td>36.36%</td> </tr> <tr> <td>Agree</td> <td>6</td> <td>54.55%</td> </tr> <tr> <td>Uncertain</td> <td>0</td> <td>0%</td> </tr> <tr> <td>Disagree</td> <td>0</td> <td>0%</td> </tr> <tr> <td>Strongly Disagree</td> <td>1</td> <td>9.09%</td> </tr> </tbody> </table>	Choice	Number	Percentage	Strongly Agree	4	36.36%	Agree	6	54.55%	Uncertain	0	0%	Disagree	0	0%	Strongly Disagree	1	9.09%	 <p> <span style="color: blue;">●</span> Stron...  <span style="color: red;">●</span> Agree  <span style="color: purple;">●</span> Stron... </p>
Choice	Number	Percentage																			
Strongly Agree	4	36.36%																			
Agree	6	54.55%																			
Uncertain	0	0%																			
Disagree	0	0%																			
Strongly Disagree	1	9.09%																			
27	The material in the practicals was useful	<table border="1"> <thead> <tr> <th>Choice</th> <th>Number</th> <th>Percentage</th> </tr> </thead> <tbody> <tr> <td>Strongly Agree</td> <td>6</td> <td>54.55%</td> </tr> <tr> <td>Agree</td> <td>5</td> <td>45.45%</td> </tr> <tr> <td>Uncertain</td> <td>0</td> <td>0%</td> </tr> <tr> <td>Disagree</td> <td>0</td> <td>0%</td> </tr> <tr> <td>Strongly Disagree</td> <td>0</td> <td>0%</td> </tr> </tbody> </table>	Choice	Number	Percentage	Strongly Agree	6	54.55%	Agree	5	45.45%	Uncertain	0	0%	Disagree	0	0%	Strongly Disagree	0	0%	 <p> <span style="color: blue;">●</span> Stron...  <span style="color: red;">●</span> Agree </p>
Choice	Number	Percentage																			
Strongly Agree	6	54.55%																			
Agree	5	45.45%																			
Uncertain	0	0%																			
Disagree	0	0%																			
Strongly Disagree	0	0%																			
28	The demonstrators dealt effectively with my problems	<table border="1"> <thead> <tr> <th>Choice</th> <th>Number</th> <th>Percentage</th> </tr> </thead> <tbody> <tr> <td>Strongly Agree</td> <td>5</td> <td>45.45%</td> </tr> <tr> <td>Agree</td> <td>5</td> <td>45.45%</td> </tr> <tr> <td>Uncertain</td> <td>0</td> <td>0%</td> </tr> <tr> <td>Disagree</td> <td>0</td> <td>0%</td> </tr> <tr> <td>Strongly Disagree</td> <td>1</td> <td>9.09%</td> </tr> </tbody> </table>	Choice	Number	Percentage	Strongly Agree	5	45.45%	Agree	5	45.45%	Uncertain	0	0%	Disagree	0	0%	Strongly Disagree	1	9.09%	 <p> <span style="color: blue;">●</span> Stron...  <span style="color: red;">●</span> Agree  <span style="color: purple;">●</span> Stron... </p>
Choice	Number	Percentage																			
Strongly Agree	5	45.45%																			
Agree	5	45.45%																			
Uncertain	0	0%																			
Disagree	0	0%																			
Strongly Disagree	1	9.09%																			
29	The best features of the Course were	<p>yes  course before mid term  excellent  Excellent  EXCELLENT  course before mid term  before mid term course  Practicals  before final term  lab practicals  a lab work on computers</p>																			

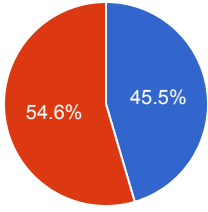
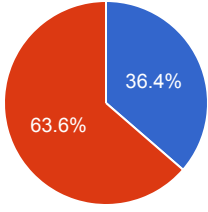
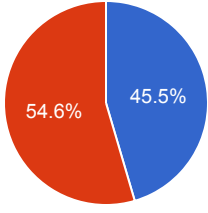
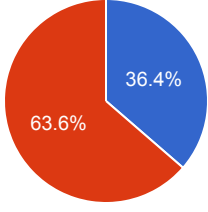
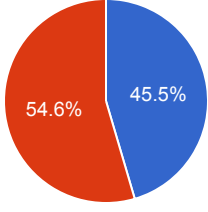
30	The Course could have been improved by	agree taking tests and assignments teacher Excellent EXCELLENT taking tests and assignments tests and assignments course coordinator less syllabus lab practicals taking more tests and assignments
31	The University does not tolerate discrimination on any irrelevant distinction (e.g. race, age, gender) and is committed to work with diversity in a wholly positive way. Please indicate below anything in relation to this Course which may run counter to this objective	i am agree i agree NIL Nil nil i agree i agree  i agree yes i agree

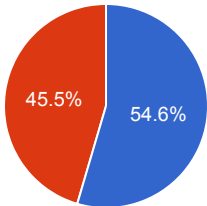
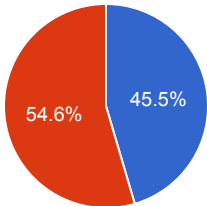
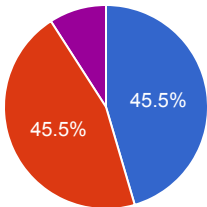
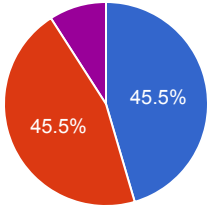
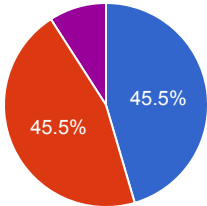
# Course Evaluation - Program: 0264

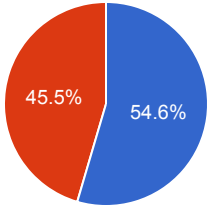
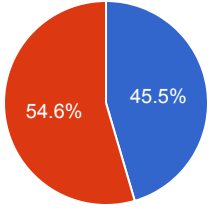
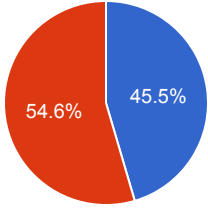
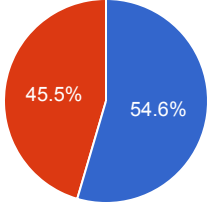
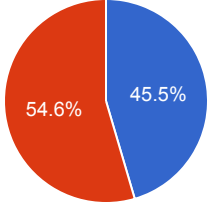
Teacher Name: AHSAN WAHEED		Course ID: CSC-117(L) Course Title: Computer Skills		Session: 2017 Fall																			
Shift: Morning -- Section:		Total Strength: 19		Attempted: 11																			
S.No	Question	Opinions			Chart																		
1	The course objectives were clear	<table border="1"> <thead> <tr> <th>Choice</th> <th>Number</th> <th>Percentage</th> </tr> </thead> <tbody> <tr> <td>Strongly Agree</td> <td>4</td> <td>36.36%</td> </tr> <tr> <td>Agree</td> <td>7</td> <td>63.64%</td> </tr> <tr> <td>Uncertain</td> <td>0</td> <td>0%</td> </tr> <tr> <td>Disagree</td> <td>0</td> <td>0%</td> </tr> <tr> <td>Strongly Disagree</td> <td>0</td> <td>0%</td> </tr> </tbody> </table>	Choice	Number	Percentage	Strongly Agree	4	36.36%	Agree	7	63.64%	Uncertain	0	0%	Disagree	0	0%	Strongly Disagree	0	0%	<p>A pie chart with two segments: a blue segment representing 'Strongly Agree' at 36.4% and a red segment representing 'Agree' at 63.6%. A legend to the right shows a blue circle for 'Stron...' and a red circle for 'Agree'.</p>		
Choice	Number	Percentage																					
Strongly Agree	4	36.36%																					
Agree	7	63.64%																					
Uncertain	0	0%																					
Disagree	0	0%																					
Strongly Disagree	0	0%																					
2	The Course workload was manageable	<table border="1"> <thead> <tr> <th>Choice</th> <th>Number</th> <th>Percentage</th> </tr> </thead> <tbody> <tr> <td>Strongly Agree</td> <td>4</td> <td>36.36%</td> </tr> <tr> <td>Agree</td> <td>7</td> <td>63.64%</td> </tr> <tr> <td>Uncertain</td> <td>0</td> <td>0%</td> </tr> <tr> <td>Disagree</td> <td>0</td> <td>0%</td> </tr> <tr> <td>Strongly Disagree</td> <td>0</td> <td>0%</td> </tr> </tbody> </table>	Choice	Number	Percentage	Strongly Agree	4	36.36%	Agree	7	63.64%	Uncertain	0	0%	Disagree	0	0%	Strongly Disagree	0	0%	<p>A pie chart with two segments: a blue segment representing 'Strongly Agree' at 36.4% and a red segment representing 'Agree' at 63.6%. A legend to the right shows a blue circle for 'Stron...' and a red circle for 'Agree'.</p>		
Choice	Number	Percentage																					
Strongly Agree	4	36.36%																					
Agree	7	63.64%																					
Uncertain	0	0%																					
Disagree	0	0%																					
Strongly Disagree	0	0%																					
3	The Course was well organized (e.g. timely access to materials, notification of changes, etc.)	<table border="1"> <thead> <tr> <th>Choice</th> <th>Number</th> <th>Percentage</th> </tr> </thead> <tbody> <tr> <td>Strongly Agree</td> <td>4</td> <td>36.36%</td> </tr> <tr> <td>Agree</td> <td>7</td> <td>63.64%</td> </tr> <tr> <td>Uncertain</td> <td>0</td> <td>0%</td> </tr> <tr> <td>Disagree</td> <td>0</td> <td>0%</td> </tr> <tr> <td>Strongly Disagree</td> <td>0</td> <td>0%</td> </tr> </tbody> </table>	Choice	Number	Percentage	Strongly Agree	4	36.36%	Agree	7	63.64%	Uncertain	0	0%	Disagree	0	0%	Strongly Disagree	0	0%	<p>A pie chart with two segments: a blue segment representing 'Strongly Agree' at 36.4% and a red segment representing 'Agree' at 63.6%. A legend to the right shows a blue circle for 'Stron...' and a red circle for 'Agree'.</p>		
Choice	Number	Percentage																					
Strongly Agree	4	36.36%																					
Agree	7	63.64%																					
Uncertain	0	0%																					
Disagree	0	0%																					
Strongly Disagree	0	0%																					
4	I participated actively in the Course	<table border="1"> <thead> <tr> <th>Choice</th> <th>Number</th> <th>Percentage</th> </tr> </thead> <tbody> <tr> <td>Strongly Agree</td> <td>6</td> <td>54.55%</td> </tr> <tr> <td>Agree</td> <td>5</td> <td>45.45%</td> </tr> <tr> <td>Uncertain</td> <td>0</td> <td>0%</td> </tr> <tr> <td>Disagree</td> <td>0</td> <td>0%</td> </tr> <tr> <td>Strongly Disagree</td> <td>0</td> <td>0%</td> </tr> </tbody> </table>	Choice	Number	Percentage	Strongly Agree	6	54.55%	Agree	5	45.45%	Uncertain	0	0%	Disagree	0	0%	Strongly Disagree	0	0%	<p>A pie chart with two segments: a blue segment representing 'Strongly Agree' at 54.6% and a red segment representing 'Agree' at 45.5%. A legend to the right shows a blue circle for 'Stron...' and a red circle for 'Agree'.</p>		
Choice	Number	Percentage																					
Strongly Agree	6	54.55%																					
Agree	5	45.45%																					
Uncertain	0	0%																					
Disagree	0	0%																					
Strongly Disagree	0	0%																					

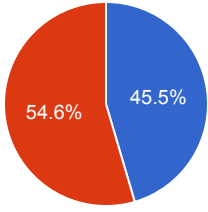
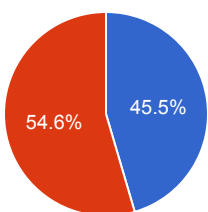
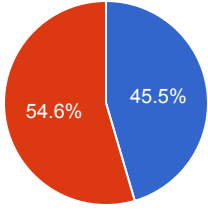
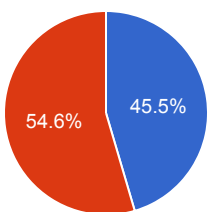
5	I think I have made progress in this Course	<table border="1"> <thead> <tr> <th>Choice</th> <th>Number</th> <th>Percentage</th> </tr> </thead> <tbody> <tr> <td>Strongly Agree</td> <td>6</td> <td>54.55%</td> </tr> <tr> <td>Agree</td> <td>5</td> <td>45.45%</td> </tr> <tr> <td>Uncertain</td> <td>0</td> <td>0%</td> </tr> <tr> <td>Disagree</td> <td>0</td> <td>0%</td> </tr> <tr> <td>Strongly Disagree</td> <td>0</td> <td>0%</td> </tr> </tbody> </table>	Choice	Number	Percentage	Strongly Agree	6	54.55%	Agree	5	45.45%	Uncertain	0	0%	Disagree	0	0%	Strongly Disagree	0	0%	 <p>● Stron... ● Agree</p>
Choice	Number	Percentage																			
Strongly Agree	6	54.55%																			
Agree	5	45.45%																			
Uncertain	0	0%																			
Disagree	0	0%																			
Strongly Disagree	0	0%																			
6	I think the Course was well structured to achieve the learning outcomes (there was a good balance of lectures, tutorials, practical etc.)	<table border="1"> <thead> <tr> <th>Choice</th> <th>Number</th> <th>Percentage</th> </tr> </thead> <tbody> <tr> <td>Strongly Agree</td> <td>4</td> <td>36.36%</td> </tr> <tr> <td>Agree</td> <td>7</td> <td>63.64%</td> </tr> <tr> <td>Uncertain</td> <td>0</td> <td>0%</td> </tr> <tr> <td>Disagree</td> <td>0</td> <td>0%</td> </tr> <tr> <td>Strongly Disagree</td> <td>0</td> <td>0%</td> </tr> </tbody> </table>	Choice	Number	Percentage	Strongly Agree	4	36.36%	Agree	7	63.64%	Uncertain	0	0%	Disagree	0	0%	Strongly Disagree	0	0%	 <p>● Stron... ● Agree</p>
Choice	Number	Percentage																			
Strongly Agree	4	36.36%																			
Agree	7	63.64%																			
Uncertain	0	0%																			
Disagree	0	0%																			
Strongly Disagree	0	0%																			
7	The learning and teaching methods encouraged participation	<table border="1"> <thead> <tr> <th>Choice</th> <th>Number</th> <th>Percentage</th> </tr> </thead> <tbody> <tr> <td>Strongly Agree</td> <td>4</td> <td>36.36%</td> </tr> <tr> <td>Agree</td> <td>7</td> <td>63.64%</td> </tr> <tr> <td>Uncertain</td> <td>0</td> <td>0%</td> </tr> <tr> <td>Disagree</td> <td>0</td> <td>0%</td> </tr> <tr> <td>Strongly Disagree</td> <td>0</td> <td>0%</td> </tr> </tbody> </table>	Choice	Number	Percentage	Strongly Agree	4	36.36%	Agree	7	63.64%	Uncertain	0	0%	Disagree	0	0%	Strongly Disagree	0	0%	 <p>● Stron... ● Agree</p>
Choice	Number	Percentage																			
Strongly Agree	4	36.36%																			
Agree	7	63.64%																			
Uncertain	0	0%																			
Disagree	0	0%																			
Strongly Disagree	0	0%																			
8	The overall environment in the class was conducive to learning	<table border="1"> <thead> <tr> <th>Choice</th> <th>Number</th> <th>Percentage</th> </tr> </thead> <tbody> <tr> <td>Strongly Agree</td> <td>5</td> <td>45.45%</td> </tr> <tr> <td>Agree</td> <td>6</td> <td>54.55%</td> </tr> <tr> <td>Uncertain</td> <td>0</td> <td>0%</td> </tr> <tr> <td>Disagree</td> <td>0</td> <td>0%</td> </tr> <tr> <td>Strongly Disagree</td> <td>0</td> <td>0%</td> </tr> </tbody> </table>	Choice	Number	Percentage	Strongly Agree	5	45.45%	Agree	6	54.55%	Uncertain	0	0%	Disagree	0	0%	Strongly Disagree	0	0%	 <p>● Stron... ● Agree</p>
Choice	Number	Percentage																			
Strongly Agree	5	45.45%																			
Agree	6	54.55%																			
Uncertain	0	0%																			
Disagree	0	0%																			
Strongly Disagree	0	0%																			
9	Classrooms were satisfactory	<table border="1"> <thead> <tr> <th>Choice</th> <th>Number</th> <th>Percentage</th> </tr> </thead> <tbody> <tr> <td>Strongly Agree</td> <td>4</td> <td>36.36%</td> </tr> <tr> <td>Agree</td> <td>7</td> <td>63.64%</td> </tr> <tr> <td>Uncertain</td> <td>0</td> <td>0%</td> </tr> <tr> <td>Disagree</td> <td>0</td> <td>0%</td> </tr> <tr> <td>Strongly Disagree</td> <td>0</td> <td>0%</td> </tr> </tbody> </table>	Choice	Number	Percentage	Strongly Agree	4	36.36%	Agree	7	63.64%	Uncertain	0	0%	Disagree	0	0%	Strongly Disagree	0	0%	 <p>● Stron... ● Agree</p>
Choice	Number	Percentage																			
Strongly Agree	4	36.36%																			
Agree	7	63.64%																			
Uncertain	0	0%																			
Disagree	0	0%																			
Strongly Disagree	0	0%																			



10	Learning materials (Lesson Plans, Course Notes etc.) were relevant and useful	<table border="1"> <thead> <tr> <th>Choice</th> <th>Number</th> <th>Percentage</th> </tr> </thead> <tbody> <tr> <td>Strongly Agree</td> <td>5</td> <td>45.45%</td> </tr> <tr> <td>Agree</td> <td>6</td> <td>54.55%</td> </tr> <tr> <td>Uncertain</td> <td>0</td> <td>0%</td> </tr> <tr> <td>Disagree</td> <td>0</td> <td>0%</td> </tr> <tr> <td>Strongly Disagree</td> <td>0</td> <td>0%</td> </tr> </tbody> </table>	Choice	Number	Percentage	Strongly Agree	5	45.45%	Agree	6	54.55%	Uncertain	0	0%	Disagree	0	0%	Strongly Disagree	0	0%	 <p>● Stron... ● Agree</p>
Choice	Number	Percentage																			
Strongly Agree	5	45.45%																			
Agree	6	54.55%																			
Uncertain	0	0%																			
Disagree	0	0%																			
Strongly Disagree	0	0%																			
11	Recommended reading Books etc. were relevant and appropriate	<table border="1"> <thead> <tr> <th>Choice</th> <th>Number</th> <th>Percentage</th> </tr> </thead> <tbody> <tr> <td>Strongly Agree</td> <td>4</td> <td>36.36%</td> </tr> <tr> <td>Agree</td> <td>7</td> <td>63.64%</td> </tr> <tr> <td>Uncertain</td> <td>0</td> <td>0%</td> </tr> <tr> <td>Disagree</td> <td>0</td> <td>0%</td> </tr> <tr> <td>Strongly Disagree</td> <td>0</td> <td>0%</td> </tr> </tbody> </table>	Choice	Number	Percentage	Strongly Agree	4	36.36%	Agree	7	63.64%	Uncertain	0	0%	Disagree	0	0%	Strongly Disagree	0	0%	 <p>● Stron... ● Agree</p>
Choice	Number	Percentage																			
Strongly Agree	4	36.36%																			
Agree	7	63.64%																			
Uncertain	0	0%																			
Disagree	0	0%																			
Strongly Disagree	0	0%																			
12	The provision of learning resources in the library was adequate and appropriate	<table border="1"> <thead> <tr> <th>Choice</th> <th>Number</th> <th>Percentage</th> </tr> </thead> <tbody> <tr> <td>Strongly Agree</td> <td>5</td> <td>45.45%</td> </tr> <tr> <td>Agree</td> <td>6</td> <td>54.55%</td> </tr> <tr> <td>Uncertain</td> <td>0</td> <td>0%</td> </tr> <tr> <td>Disagree</td> <td>0</td> <td>0%</td> </tr> <tr> <td>Strongly Disagree</td> <td>0</td> <td>0%</td> </tr> </tbody> </table>	Choice	Number	Percentage	Strongly Agree	5	45.45%	Agree	6	54.55%	Uncertain	0	0%	Disagree	0	0%	Strongly Disagree	0	0%	 <p>● Stron... ● Agree</p>
Choice	Number	Percentage																			
Strongly Agree	5	45.45%																			
Agree	6	54.55%																			
Uncertain	0	0%																			
Disagree	0	0%																			
Strongly Disagree	0	0%																			
13	The provision of learning resources on the Web was adequate and appropriate ( if relevant)	<table border="1"> <thead> <tr> <th>Choice</th> <th>Number</th> <th>Percentage</th> </tr> </thead> <tbody> <tr> <td>Strongly Agree</td> <td>4</td> <td>36.36%</td> </tr> <tr> <td>Agree</td> <td>7</td> <td>63.64%</td> </tr> <tr> <td>Uncertain</td> <td>0</td> <td>0%</td> </tr> <tr> <td>Disagree</td> <td>0</td> <td>0%</td> </tr> <tr> <td>Strongly Disagree</td> <td>0</td> <td>0%</td> </tr> </tbody> </table>	Choice	Number	Percentage	Strongly Agree	4	36.36%	Agree	7	63.64%	Uncertain	0	0%	Disagree	0	0%	Strongly Disagree	0	0%	 <p>● Stron... ● Agree</p>
Choice	Number	Percentage																			
Strongly Agree	4	36.36%																			
Agree	7	63.64%																			
Uncertain	0	0%																			
Disagree	0	0%																			
Strongly Disagree	0	0%																			
14	The Course stimulated my interest and thought on the subject area	<table border="1"> <thead> <tr> <th>Choice</th> <th>Number</th> <th>Percentage</th> </tr> </thead> <tbody> <tr> <td>Strongly Agree</td> <td>5</td> <td>45.45%</td> </tr> <tr> <td>Agree</td> <td>6</td> <td>54.55%</td> </tr> <tr> <td>Uncertain</td> <td>0</td> <td>0%</td> </tr> <tr> <td>Disagree</td> <td>0</td> <td>0%</td> </tr> <tr> <td>Strongly Disagree</td> <td>0</td> <td>0%</td> </tr> </tbody> </table>	Choice	Number	Percentage	Strongly Agree	5	45.45%	Agree	6	54.55%	Uncertain	0	0%	Disagree	0	0%	Strongly Disagree	0	0%	 <p>● Stron... ● Agree</p>
Choice	Number	Percentage																			
Strongly Agree	5	45.45%																			
Agree	6	54.55%																			
Uncertain	0	0%																			
Disagree	0	0%																			
Strongly Disagree	0	0%																			

15	The pace of the Course was appropriate	<table border="1"> <thead> <tr> <th>Choice</th> <th>Number</th> <th>Percentage</th> </tr> </thead> <tbody> <tr> <td>Strongly Agree</td> <td>6</td> <td>54.55%</td> </tr> <tr> <td>Agree</td> <td>5</td> <td>45.45%</td> </tr> <tr> <td>Uncertain</td> <td>0</td> <td>0%</td> </tr> <tr> <td>Disagree</td> <td>0</td> <td>0%</td> </tr> <tr> <td>Strongly Disagree</td> <td>0</td> <td>0%</td> </tr> </tbody> </table>	Choice	Number	Percentage	Strongly Agree	6	54.55%	Agree	5	45.45%	Uncertain	0	0%	Disagree	0	0%	Strongly Disagree	0	0%	 <p> <span style="color: blue;">●</span> Stron...  <span style="color: red;">●</span> Agree         </p>
Choice	Number	Percentage																			
Strongly Agree	6	54.55%																			
Agree	5	45.45%																			
Uncertain	0	0%																			
Disagree	0	0%																			
Strongly Disagree	0	0%																			
16	Ideas and concepts were presented clearly	<table border="1"> <thead> <tr> <th>Choice</th> <th>Number</th> <th>Percentage</th> </tr> </thead> <tbody> <tr> <td>Strongly Agree</td> <td>5</td> <td>45.45%</td> </tr> <tr> <td>Agree</td> <td>6</td> <td>54.55%</td> </tr> <tr> <td>Uncertain</td> <td>0</td> <td>0%</td> </tr> <tr> <td>Disagree</td> <td>0</td> <td>0%</td> </tr> <tr> <td>Strongly Disagree</td> <td>0</td> <td>0%</td> </tr> </tbody> </table>	Choice	Number	Percentage	Strongly Agree	5	45.45%	Agree	6	54.55%	Uncertain	0	0%	Disagree	0	0%	Strongly Disagree	0	0%	 <p> <span style="color: blue;">●</span> Stron...  <span style="color: red;">●</span> Agree         </p>
Choice	Number	Percentage																			
Strongly Agree	5	45.45%																			
Agree	6	54.55%																			
Uncertain	0	0%																			
Disagree	0	0%																			
Strongly Disagree	0	0%																			
17	The method of assessment were reasonable	<table border="1"> <thead> <tr> <th>Choice</th> <th>Number</th> <th>Percentage</th> </tr> </thead> <tbody> <tr> <td>Strongly Agree</td> <td>5</td> <td>45.45%</td> </tr> <tr> <td>Agree</td> <td>5</td> <td>45.45%</td> </tr> <tr> <td>Uncertain</td> <td>0</td> <td>0%</td> </tr> <tr> <td>Disagree</td> <td>0</td> <td>0%</td> </tr> <tr> <td>Strongly Disagree</td> <td>1</td> <td>9.09%</td> </tr> </tbody> </table>	Choice	Number	Percentage	Strongly Agree	5	45.45%	Agree	5	45.45%	Uncertain	0	0%	Disagree	0	0%	Strongly Disagree	1	9.09%	 <p> <span style="color: blue;">●</span> Stron...  <span style="color: red;">●</span> Agree  <span style="color: purple;">●</span> Stron...         </p>
Choice	Number	Percentage																			
Strongly Agree	5	45.45%																			
Agree	5	45.45%																			
Uncertain	0	0%																			
Disagree	0	0%																			
Strongly Disagree	1	9.09%																			
18	Feedback on assessment was timely	<table border="1"> <thead> <tr> <th>Choice</th> <th>Number</th> <th>Percentage</th> </tr> </thead> <tbody> <tr> <td>Strongly Agree</td> <td>5</td> <td>45.45%</td> </tr> <tr> <td>Agree</td> <td>5</td> <td>45.45%</td> </tr> <tr> <td>Uncertain</td> <td>0</td> <td>0%</td> </tr> <tr> <td>Disagree</td> <td>0</td> <td>0%</td> </tr> <tr> <td>Strongly Disagree</td> <td>1</td> <td>9.09%</td> </tr> </tbody> </table>	Choice	Number	Percentage	Strongly Agree	5	45.45%	Agree	5	45.45%	Uncertain	0	0%	Disagree	0	0%	Strongly Disagree	1	9.09%	 <p> <span style="color: blue;">●</span> Stron...  <span style="color: red;">●</span> Agree  <span style="color: purple;">●</span> Stron...         </p>
Choice	Number	Percentage																			
Strongly Agree	5	45.45%																			
Agree	5	45.45%																			
Uncertain	0	0%																			
Disagree	0	0%																			
Strongly Disagree	1	9.09%																			
19	Feedback on assessment was helpful	<table border="1"> <thead> <tr> <th>Choice</th> <th>Number</th> <th>Percentage</th> </tr> </thead> <tbody> <tr> <td>Strongly Agree</td> <td>5</td> <td>45.45%</td> </tr> <tr> <td>Agree</td> <td>5</td> <td>45.45%</td> </tr> <tr> <td>Uncertain</td> <td>0</td> <td>0%</td> </tr> <tr> <td>Disagree</td> <td>0</td> <td>0%</td> </tr> <tr> <td>Strongly Disagree</td> <td>1</td> <td>9.09%</td> </tr> </tbody> </table>	Choice	Number	Percentage	Strongly Agree	5	45.45%	Agree	5	45.45%	Uncertain	0	0%	Disagree	0	0%	Strongly Disagree	1	9.09%	 <p> <span style="color: blue;">●</span> Stron...  <span style="color: red;">●</span> Agree  <span style="color: purple;">●</span> Stron...         </p>
Choice	Number	Percentage																			
Strongly Agree	5	45.45%																			
Agree	5	45.45%																			
Uncertain	0	0%																			
Disagree	0	0%																			
Strongly Disagree	1	9.09%																			

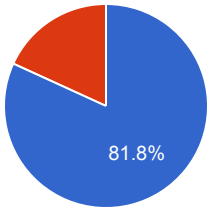
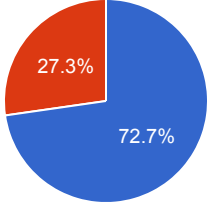
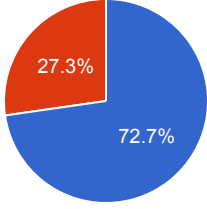
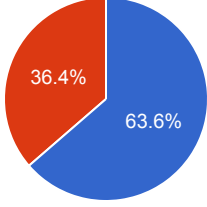
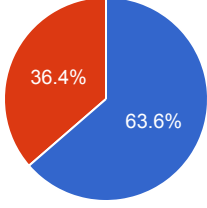
20	I understood the lectures	<table border="1"> <thead> <tr> <th>Choice</th> <th>Number</th> <th>Percentage</th> </tr> </thead> <tbody> <tr> <td>Strongly Agree</td> <td>6</td> <td>54.55%</td> </tr> <tr> <td>Agree</td> <td>5</td> <td>45.45%</td> </tr> <tr> <td>Uncertain</td> <td>0</td> <td>0%</td> </tr> <tr> <td>Disagree</td> <td>0</td> <td>0%</td> </tr> <tr> <td>Strongly Disagree</td> <td>0</td> <td>0%</td> </tr> </tbody> </table>	Choice	Number	Percentage	Strongly Agree	6	54.55%	Agree	5	45.45%	Uncertain	0	0%	Disagree	0	0%	Strongly Disagree	0	0%	 <p>● Stron... ● Agree</p>
Choice	Number	Percentage																			
Strongly Agree	6	54.55%																			
Agree	5	45.45%																			
Uncertain	0	0%																			
Disagree	0	0%																			
Strongly Disagree	0	0%																			
21	The material was well organized and presented	<table border="1"> <thead> <tr> <th>Choice</th> <th>Number</th> <th>Percentage</th> </tr> </thead> <tbody> <tr> <td>Strongly Agree</td> <td>5</td> <td>45.45%</td> </tr> <tr> <td>Agree</td> <td>6</td> <td>54.55%</td> </tr> <tr> <td>Uncertain</td> <td>0</td> <td>0%</td> </tr> <tr> <td>Disagree</td> <td>0</td> <td>0%</td> </tr> <tr> <td>Strongly Disagree</td> <td>0</td> <td>0%</td> </tr> </tbody> </table>	Choice	Number	Percentage	Strongly Agree	5	45.45%	Agree	6	54.55%	Uncertain	0	0%	Disagree	0	0%	Strongly Disagree	0	0%	 <p>● Stron... ● Agree</p>
Choice	Number	Percentage																			
Strongly Agree	5	45.45%																			
Agree	6	54.55%																			
Uncertain	0	0%																			
Disagree	0	0%																			
Strongly Disagree	0	0%																			
22	The instructor was responsive to student needs and problems	<table border="1"> <thead> <tr> <th>Choice</th> <th>Number</th> <th>Percentage</th> </tr> </thead> <tbody> <tr> <td>Strongly Agree</td> <td>5</td> <td>45.45%</td> </tr> <tr> <td>Agree</td> <td>6</td> <td>54.55%</td> </tr> <tr> <td>Uncertain</td> <td>0</td> <td>0%</td> </tr> <tr> <td>Disagree</td> <td>0</td> <td>0%</td> </tr> <tr> <td>Strongly Disagree</td> <td>0</td> <td>0%</td> </tr> </tbody> </table>	Choice	Number	Percentage	Strongly Agree	5	45.45%	Agree	6	54.55%	Uncertain	0	0%	Disagree	0	0%	Strongly Disagree	0	0%	 <p>● Stron... ● Agree</p>
Choice	Number	Percentage																			
Strongly Agree	5	45.45%																			
Agree	6	54.55%																			
Uncertain	0	0%																			
Disagree	0	0%																			
Strongly Disagree	0	0%																			
23	Had the instructor been regular throughout the course	<table border="1"> <thead> <tr> <th>Choice</th> <th>Number</th> <th>Percentage</th> </tr> </thead> <tbody> <tr> <td>Strongly Agree</td> <td>6</td> <td>54.55%</td> </tr> <tr> <td>Agree</td> <td>5</td> <td>45.45%</td> </tr> <tr> <td>Uncertain</td> <td>0</td> <td>0%</td> </tr> <tr> <td>Disagree</td> <td>0</td> <td>0%</td> </tr> <tr> <td>Strongly Disagree</td> <td>0</td> <td>0%</td> </tr> </tbody> </table>	Choice	Number	Percentage	Strongly Agree	6	54.55%	Agree	5	45.45%	Uncertain	0	0%	Disagree	0	0%	Strongly Disagree	0	0%	 <p>● Stron... ● Agree</p>
Choice	Number	Percentage																			
Strongly Agree	6	54.55%																			
Agree	5	45.45%																			
Uncertain	0	0%																			
Disagree	0	0%																			
Strongly Disagree	0	0%																			
24	The material in the tutorials was useful	<table border="1"> <thead> <tr> <th>Choice</th> <th>Number</th> <th>Percentage</th> </tr> </thead> <tbody> <tr> <td>Strongly Agree</td> <td>5</td> <td>45.45%</td> </tr> <tr> <td>Agree</td> <td>6</td> <td>54.55%</td> </tr> <tr> <td>Uncertain</td> <td>0</td> <td>0%</td> </tr> <tr> <td>Disagree</td> <td>0</td> <td>0%</td> </tr> <tr> <td>Strongly Disagree</td> <td>0</td> <td>0%</td> </tr> </tbody> </table>	Choice	Number	Percentage	Strongly Agree	5	45.45%	Agree	6	54.55%	Uncertain	0	0%	Disagree	0	0%	Strongly Disagree	0	0%	 <p>● Stron... ● Agree</p>
Choice	Number	Percentage																			
Strongly Agree	5	45.45%																			
Agree	6	54.55%																			
Uncertain	0	0%																			
Disagree	0	0%																			
Strongly Disagree	0	0%																			

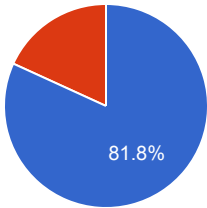
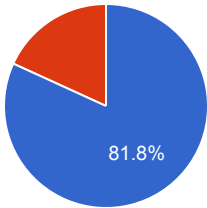
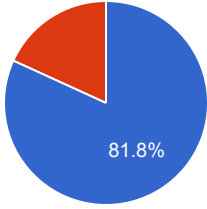
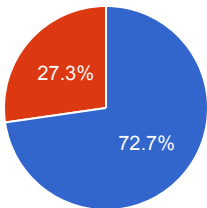
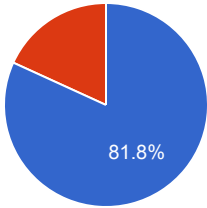
25	I was happy with the amount of work needed for tutorials	<table border="1"> <thead> <tr> <th>Choice</th> <th>Number</th> <th>Percentage</th> </tr> </thead> <tbody> <tr> <td>Strongly Agree</td> <td>5</td> <td>45.45%</td> </tr> <tr> <td>Agree</td> <td>6</td> <td>54.55%</td> </tr> <tr> <td>Uncertain</td> <td>0</td> <td>0%</td> </tr> <tr> <td>Disagree</td> <td>0</td> <td>0%</td> </tr> <tr> <td>Strongly Disagree</td> <td>0</td> <td>0%</td> </tr> </tbody> </table>	Choice	Number	Percentage	Strongly Agree	5	45.45%	Agree	6	54.55%	Uncertain	0	0%	Disagree	0	0%	Strongly Disagree	0	0%	 <p>● Stron... ● Agree</p>
Choice	Number	Percentage																			
Strongly Agree	5	45.45%																			
Agree	6	54.55%																			
Uncertain	0	0%																			
Disagree	0	0%																			
Strongly Disagree	0	0%																			
26	The tutor dealt effectively with my problems	<table border="1"> <thead> <tr> <th>Choice</th> <th>Number</th> <th>Percentage</th> </tr> </thead> <tbody> <tr> <td>Strongly Agree</td> <td>5</td> <td>45.45%</td> </tr> <tr> <td>Agree</td> <td>6</td> <td>54.55%</td> </tr> <tr> <td>Uncertain</td> <td>0</td> <td>0%</td> </tr> <tr> <td>Disagree</td> <td>0</td> <td>0%</td> </tr> <tr> <td>Strongly Disagree</td> <td>0</td> <td>0%</td> </tr> </tbody> </table>	Choice	Number	Percentage	Strongly Agree	5	45.45%	Agree	6	54.55%	Uncertain	0	0%	Disagree	0	0%	Strongly Disagree	0	0%	 <p>● Stron... ● Agree</p>
Choice	Number	Percentage																			
Strongly Agree	5	45.45%																			
Agree	6	54.55%																			
Uncertain	0	0%																			
Disagree	0	0%																			
Strongly Disagree	0	0%																			
27	The material in the practicals was useful	<table border="1"> <thead> <tr> <th>Choice</th> <th>Number</th> <th>Percentage</th> </tr> </thead> <tbody> <tr> <td>Strongly Agree</td> <td>5</td> <td>45.45%</td> </tr> <tr> <td>Agree</td> <td>6</td> <td>54.55%</td> </tr> <tr> <td>Uncertain</td> <td>0</td> <td>0%</td> </tr> <tr> <td>Disagree</td> <td>0</td> <td>0%</td> </tr> <tr> <td>Strongly Disagree</td> <td>0</td> <td>0%</td> </tr> </tbody> </table>	Choice	Number	Percentage	Strongly Agree	5	45.45%	Agree	6	54.55%	Uncertain	0	0%	Disagree	0	0%	Strongly Disagree	0	0%	 <p>● Stron... ● Agree</p>
Choice	Number	Percentage																			
Strongly Agree	5	45.45%																			
Agree	6	54.55%																			
Uncertain	0	0%																			
Disagree	0	0%																			
Strongly Disagree	0	0%																			
28	The demonstrators dealt effectively with my problems	<table border="1"> <thead> <tr> <th>Choice</th> <th>Number</th> <th>Percentage</th> </tr> </thead> <tbody> <tr> <td>Strongly Agree</td> <td>5</td> <td>45.45%</td> </tr> <tr> <td>Agree</td> <td>6</td> <td>54.55%</td> </tr> <tr> <td>Uncertain</td> <td>0</td> <td>0%</td> </tr> <tr> <td>Disagree</td> <td>0</td> <td>0%</td> </tr> <tr> <td>Strongly Disagree</td> <td>0</td> <td>0%</td> </tr> </tbody> </table>	Choice	Number	Percentage	Strongly Agree	5	45.45%	Agree	6	54.55%	Uncertain	0	0%	Disagree	0	0%	Strongly Disagree	0	0%	 <p>● Stron... ● Agree</p>
Choice	Number	Percentage																			
Strongly Agree	5	45.45%																			
Agree	6	54.55%																			
Uncertain	0	0%																			
Disagree	0	0%																			
Strongly Disagree	0	0%																			
29	The best features of the Course were	<p>yes course before mid term excellent Excellent EXCELLENT course before mid term before mid term computer practicals before final term lab practicals a lab work on computer</p>																			

30	The Course could have been improved by	agree taking tests and assignments good Excellent EXCELLENT taking more tests and assignments taking tests and assignments course coordinator by more attention lab practicals taking more tests and assignments
31	The University does not tolerate discrimination on any irrelevant distinction (e.g. race, age, gender) and is committed to work with diversity in a wholly positive way. Please indicate below anything in relation to this Course which may run counter to this objective	i agree i agree Nil NIL NIL i agree i agree  i agree yes i agree

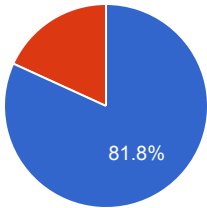
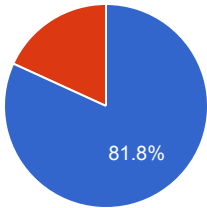
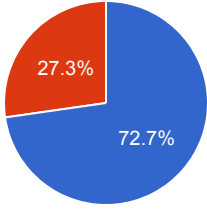
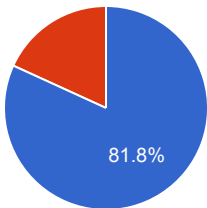
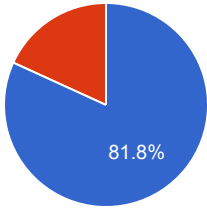
# Course Evaluation - Program: 0264

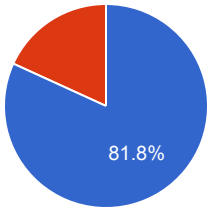
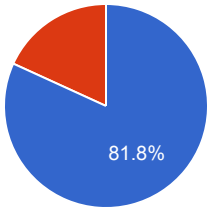
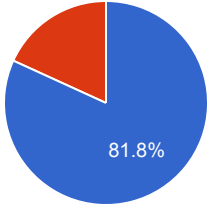
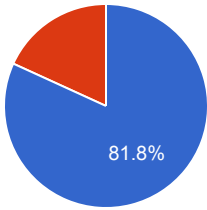
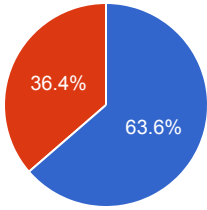
Teacher Name: MUHAMMAD ADNAN		Course ID: MLT-103 Course Title: Human Anatomy - I		Session: 2017 Fall																			
Shift: Morning -- Section:		Total Strength: 18		Attempted: 11																			
S.No	Question	Opinions			Chart																		
1	The course objectives were clear	<table border="1"> <thead> <tr> <th>Choice</th> <th>Number</th> <th>Percentage</th> </tr> </thead> <tbody> <tr> <td>Strongly Agree</td> <td>7</td> <td>63.64%</td> </tr> <tr> <td>Agree</td> <td>4</td> <td>36.36%</td> </tr> <tr> <td>Uncertain</td> <td>0</td> <td>0%</td> </tr> <tr> <td>Disagree</td> <td>0</td> <td>0%</td> </tr> <tr> <td>Strongly Disagree</td> <td>0</td> <td>0%</td> </tr> </tbody> </table>	Choice	Number	Percentage	Strongly Agree	7	63.64%	Agree	4	36.36%	Uncertain	0	0%	Disagree	0	0%	Strongly Disagree	0	0%	<p>A pie chart with two segments: a large blue segment representing 'Strongly Agree' at 63.6% and a smaller red segment representing 'Agree' at 36.4%. A legend to the right shows a blue circle for 'Stron...' and a red circle for 'Agree'.</p>		
Choice	Number	Percentage																					
Strongly Agree	7	63.64%																					
Agree	4	36.36%																					
Uncertain	0	0%																					
Disagree	0	0%																					
Strongly Disagree	0	0%																					
2	The Course workload was manageable	<table border="1"> <thead> <tr> <th>Choice</th> <th>Number</th> <th>Percentage</th> </tr> </thead> <tbody> <tr> <td>Strongly Agree</td> <td>8</td> <td>72.73%</td> </tr> <tr> <td>Agree</td> <td>3</td> <td>27.27%</td> </tr> <tr> <td>Uncertain</td> <td>0</td> <td>0%</td> </tr> <tr> <td>Disagree</td> <td>0</td> <td>0%</td> </tr> <tr> <td>Strongly Disagree</td> <td>0</td> <td>0%</td> </tr> </tbody> </table>	Choice	Number	Percentage	Strongly Agree	8	72.73%	Agree	3	27.27%	Uncertain	0	0%	Disagree	0	0%	Strongly Disagree	0	0%	<p>A pie chart with two segments: a large blue segment representing 'Strongly Agree' at 72.7% and a smaller red segment representing 'Agree' at 27.3%. A legend to the right shows a blue circle for 'Stron...' and a red circle for 'Agree'.</p>		
Choice	Number	Percentage																					
Strongly Agree	8	72.73%																					
Agree	3	27.27%																					
Uncertain	0	0%																					
Disagree	0	0%																					
Strongly Disagree	0	0%																					
3	The Course was well organized (e.g. timely access to materials, notification of changes, etc.)	<table border="1"> <thead> <tr> <th>Choice</th> <th>Number</th> <th>Percentage</th> </tr> </thead> <tbody> <tr> <td>Strongly Agree</td> <td>8</td> <td>72.73%</td> </tr> <tr> <td>Agree</td> <td>3</td> <td>27.27%</td> </tr> <tr> <td>Uncertain</td> <td>0</td> <td>0%</td> </tr> <tr> <td>Disagree</td> <td>0</td> <td>0%</td> </tr> <tr> <td>Strongly Disagree</td> <td>0</td> <td>0%</td> </tr> </tbody> </table>	Choice	Number	Percentage	Strongly Agree	8	72.73%	Agree	3	27.27%	Uncertain	0	0%	Disagree	0	0%	Strongly Disagree	0	0%	<p>A pie chart with two segments: a large blue segment representing 'Strongly Agree' at 72.7% and a smaller red segment representing 'Agree' at 27.3%. A legend to the right shows a blue circle for 'Stron...' and a red circle for 'Agree'.</p>		
Choice	Number	Percentage																					
Strongly Agree	8	72.73%																					
Agree	3	27.27%																					
Uncertain	0	0%																					
Disagree	0	0%																					
Strongly Disagree	0	0%																					
4	I participated actively in the Course	<table border="1"> <thead> <tr> <th>Choice</th> <th>Number</th> <th>Percentage</th> </tr> </thead> <tbody> <tr> <td>Strongly Agree</td> <td>9</td> <td>81.82%</td> </tr> <tr> <td>Agree</td> <td>2</td> <td>18.18%</td> </tr> <tr> <td>Uncertain</td> <td>0</td> <td>0%</td> </tr> <tr> <td>Disagree</td> <td>0</td> <td>0%</td> </tr> <tr> <td>Strongly Disagree</td> <td>0</td> <td>0%</td> </tr> </tbody> </table>	Choice	Number	Percentage	Strongly Agree	9	81.82%	Agree	2	18.18%	Uncertain	0	0%	Disagree	0	0%	Strongly Disagree	0	0%	<p>A pie chart with two segments: a large blue segment representing 'Strongly Agree' at 81.8% and a smaller red segment representing 'Agree' at 18.2%. A legend to the right shows a blue circle for 'Stron...' and a red circle for 'Agree'.</p>		
Choice	Number	Percentage																					
Strongly Agree	9	81.82%																					
Agree	2	18.18%																					
Uncertain	0	0%																					
Disagree	0	0%																					
Strongly Disagree	0	0%																					

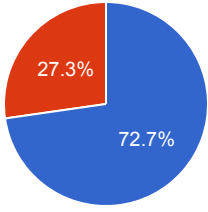
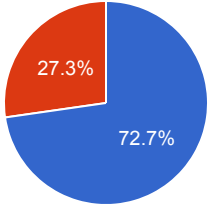
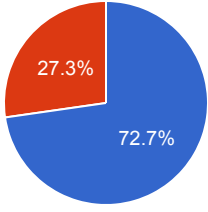
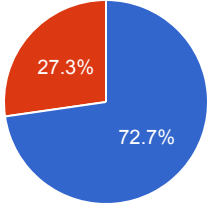
5	I think I have made progress in this Course	<table border="1"> <thead> <tr> <th>Choice</th> <th>Number</th> <th>Percentage</th> </tr> </thead> <tbody> <tr> <td>Strongly Agree</td> <td>9</td> <td>81.82%</td> </tr> <tr> <td>Agree</td> <td>2</td> <td>18.18%</td> </tr> <tr> <td>Uncertain</td> <td>0</td> <td>0%</td> </tr> <tr> <td>Disagree</td> <td>0</td> <td>0%</td> </tr> <tr> <td>Strongly Disagree</td> <td>0</td> <td>0%</td> </tr> </tbody> </table>	Choice	Number	Percentage	Strongly Agree	9	81.82%	Agree	2	18.18%	Uncertain	0	0%	Disagree	0	0%	Strongly Disagree	0	0%	 <p>81.8%</p> <ul style="list-style-type: none"> <li>● Stron...</li> <li>● Agree</li> </ul>
Choice	Number	Percentage																			
Strongly Agree	9	81.82%																			
Agree	2	18.18%																			
Uncertain	0	0%																			
Disagree	0	0%																			
Strongly Disagree	0	0%																			
6	I think the Course was well structured to achieve the learning outcomes (there was a good balance of lectures, tutorials, practical etc.)	<table border="1"> <thead> <tr> <th>Choice</th> <th>Number</th> <th>Percentage</th> </tr> </thead> <tbody> <tr> <td>Strongly Agree</td> <td>8</td> <td>72.73%</td> </tr> <tr> <td>Agree</td> <td>3</td> <td>27.27%</td> </tr> <tr> <td>Uncertain</td> <td>0</td> <td>0%</td> </tr> <tr> <td>Disagree</td> <td>0</td> <td>0%</td> </tr> <tr> <td>Strongly Disagree</td> <td>0</td> <td>0%</td> </tr> </tbody> </table>	Choice	Number	Percentage	Strongly Agree	8	72.73%	Agree	3	27.27%	Uncertain	0	0%	Disagree	0	0%	Strongly Disagree	0	0%	 <p>72.7%</p> <ul style="list-style-type: none"> <li>● Stron...</li> <li>● Agree</li> </ul>
Choice	Number	Percentage																			
Strongly Agree	8	72.73%																			
Agree	3	27.27%																			
Uncertain	0	0%																			
Disagree	0	0%																			
Strongly Disagree	0	0%																			
7	The learning and teaching methods encouraged participation	<table border="1"> <thead> <tr> <th>Choice</th> <th>Number</th> <th>Percentage</th> </tr> </thead> <tbody> <tr> <td>Strongly Agree</td> <td>8</td> <td>72.73%</td> </tr> <tr> <td>Agree</td> <td>3</td> <td>27.27%</td> </tr> <tr> <td>Uncertain</td> <td>0</td> <td>0%</td> </tr> <tr> <td>Disagree</td> <td>0</td> <td>0%</td> </tr> <tr> <td>Strongly Disagree</td> <td>0</td> <td>0%</td> </tr> </tbody> </table>	Choice	Number	Percentage	Strongly Agree	8	72.73%	Agree	3	27.27%	Uncertain	0	0%	Disagree	0	0%	Strongly Disagree	0	0%	 <p>72.7%</p> <ul style="list-style-type: none"> <li>● Stron...</li> <li>● Agree</li> </ul>
Choice	Number	Percentage																			
Strongly Agree	8	72.73%																			
Agree	3	27.27%																			
Uncertain	0	0%																			
Disagree	0	0%																			
Strongly Disagree	0	0%																			
8	The overall environment in the class was conducive to learning	<table border="1"> <thead> <tr> <th>Choice</th> <th>Number</th> <th>Percentage</th> </tr> </thead> <tbody> <tr> <td>Strongly Agree</td> <td>7</td> <td>63.64%</td> </tr> <tr> <td>Agree</td> <td>4</td> <td>36.36%</td> </tr> <tr> <td>Uncertain</td> <td>0</td> <td>0%</td> </tr> <tr> <td>Disagree</td> <td>0</td> <td>0%</td> </tr> <tr> <td>Strongly Disagree</td> <td>0</td> <td>0%</td> </tr> </tbody> </table>	Choice	Number	Percentage	Strongly Agree	7	63.64%	Agree	4	36.36%	Uncertain	0	0%	Disagree	0	0%	Strongly Disagree	0	0%	 <p>63.6%</p> <ul style="list-style-type: none"> <li>● Stron...</li> <li>● Agree</li> </ul>
Choice	Number	Percentage																			
Strongly Agree	7	63.64%																			
Agree	4	36.36%																			
Uncertain	0	0%																			
Disagree	0	0%																			
Strongly Disagree	0	0%																			
9	Classrooms were satisfactory	<table border="1"> <thead> <tr> <th>Choice</th> <th>Number</th> <th>Percentage</th> </tr> </thead> <tbody> <tr> <td>Strongly Agree</td> <td>7</td> <td>63.64%</td> </tr> <tr> <td>Agree</td> <td>4</td> <td>36.36%</td> </tr> <tr> <td>Uncertain</td> <td>0</td> <td>0%</td> </tr> <tr> <td>Disagree</td> <td>0</td> <td>0%</td> </tr> <tr> <td>Strongly Disagree</td> <td>0</td> <td>0%</td> </tr> </tbody> </table>	Choice	Number	Percentage	Strongly Agree	7	63.64%	Agree	4	36.36%	Uncertain	0	0%	Disagree	0	0%	Strongly Disagree	0	0%	 <p>63.6%</p> <ul style="list-style-type: none"> <li>● Stron...</li> <li>● Agree</li> </ul>
Choice	Number	Percentage																			
Strongly Agree	7	63.64%																			
Agree	4	36.36%																			
Uncertain	0	0%																			
Disagree	0	0%																			
Strongly Disagree	0	0%																			

10	Learning materials (Lesson Plans, Course Notes etc.) were relevant and useful	<table border="1"> <thead> <tr> <th>Choice</th> <th>Number</th> <th>Percentage</th> </tr> </thead> <tbody> <tr> <td>Strongly Agree</td> <td>9</td> <td>81.82%</td> </tr> <tr> <td>Agree</td> <td>2</td> <td>18.18%</td> </tr> <tr> <td>Uncertain</td> <td>0</td> <td>0%</td> </tr> <tr> <td>Disagree</td> <td>0</td> <td>0%</td> </tr> <tr> <td>Strongly Disagree</td> <td>0</td> <td>0%</td> </tr> </tbody> </table>	Choice	Number	Percentage	Strongly Agree	9	81.82%	Agree	2	18.18%	Uncertain	0	0%	Disagree	0	0%	Strongly Disagree	0	0%	 <p>81.8%</p> <ul style="list-style-type: none"> <li>● Stron...</li> <li>● Agree</li> </ul>
Choice	Number	Percentage																			
Strongly Agree	9	81.82%																			
Agree	2	18.18%																			
Uncertain	0	0%																			
Disagree	0	0%																			
Strongly Disagree	0	0%																			
11	Recommended reading Books etc. were relevant and appropriate	<table border="1"> <thead> <tr> <th>Choice</th> <th>Number</th> <th>Percentage</th> </tr> </thead> <tbody> <tr> <td>Strongly Agree</td> <td>9</td> <td>81.82%</td> </tr> <tr> <td>Agree</td> <td>2</td> <td>18.18%</td> </tr> <tr> <td>Uncertain</td> <td>0</td> <td>0%</td> </tr> <tr> <td>Disagree</td> <td>0</td> <td>0%</td> </tr> <tr> <td>Strongly Disagree</td> <td>0</td> <td>0%</td> </tr> </tbody> </table>	Choice	Number	Percentage	Strongly Agree	9	81.82%	Agree	2	18.18%	Uncertain	0	0%	Disagree	0	0%	Strongly Disagree	0	0%	 <p>81.8%</p> <ul style="list-style-type: none"> <li>● Stron...</li> <li>● Agree</li> </ul>
Choice	Number	Percentage																			
Strongly Agree	9	81.82%																			
Agree	2	18.18%																			
Uncertain	0	0%																			
Disagree	0	0%																			
Strongly Disagree	0	0%																			
12	The provision of learning resources in the library was adequate and appropriate	<table border="1"> <thead> <tr> <th>Choice</th> <th>Number</th> <th>Percentage</th> </tr> </thead> <tbody> <tr> <td>Strongly Agree</td> <td>9</td> <td>81.82%</td> </tr> <tr> <td>Agree</td> <td>2</td> <td>18.18%</td> </tr> <tr> <td>Uncertain</td> <td>0</td> <td>0%</td> </tr> <tr> <td>Disagree</td> <td>0</td> <td>0%</td> </tr> <tr> <td>Strongly Disagree</td> <td>0</td> <td>0%</td> </tr> </tbody> </table>	Choice	Number	Percentage	Strongly Agree	9	81.82%	Agree	2	18.18%	Uncertain	0	0%	Disagree	0	0%	Strongly Disagree	0	0%	 <p>81.8%</p> <ul style="list-style-type: none"> <li>● Stron...</li> <li>● Agree</li> </ul>
Choice	Number	Percentage																			
Strongly Agree	9	81.82%																			
Agree	2	18.18%																			
Uncertain	0	0%																			
Disagree	0	0%																			
Strongly Disagree	0	0%																			
13	The provision of learning resources on the Web was adequate and appropriate ( if relevant)	<table border="1"> <thead> <tr> <th>Choice</th> <th>Number</th> <th>Percentage</th> </tr> </thead> <tbody> <tr> <td>Strongly Agree</td> <td>8</td> <td>72.73%</td> </tr> <tr> <td>Agree</td> <td>3</td> <td>27.27%</td> </tr> <tr> <td>Uncertain</td> <td>0</td> <td>0%</td> </tr> <tr> <td>Disagree</td> <td>0</td> <td>0%</td> </tr> <tr> <td>Strongly Disagree</td> <td>0</td> <td>0%</td> </tr> </tbody> </table>	Choice	Number	Percentage	Strongly Agree	8	72.73%	Agree	3	27.27%	Uncertain	0	0%	Disagree	0	0%	Strongly Disagree	0	0%	 <p>72.7%</p> <p>27.3%</p> <ul style="list-style-type: none"> <li>● Stron...</li> <li>● Agree</li> </ul>
Choice	Number	Percentage																			
Strongly Agree	8	72.73%																			
Agree	3	27.27%																			
Uncertain	0	0%																			
Disagree	0	0%																			
Strongly Disagree	0	0%																			
14	The Course stimulated my interest and thought on the subject area	<table border="1"> <thead> <tr> <th>Choice</th> <th>Number</th> <th>Percentage</th> </tr> </thead> <tbody> <tr> <td>Strongly Agree</td> <td>9</td> <td>81.82%</td> </tr> <tr> <td>Agree</td> <td>2</td> <td>18.18%</td> </tr> <tr> <td>Uncertain</td> <td>0</td> <td>0%</td> </tr> <tr> <td>Disagree</td> <td>0</td> <td>0%</td> </tr> <tr> <td>Strongly Disagree</td> <td>0</td> <td>0%</td> </tr> </tbody> </table>	Choice	Number	Percentage	Strongly Agree	9	81.82%	Agree	2	18.18%	Uncertain	0	0%	Disagree	0	0%	Strongly Disagree	0	0%	 <p>81.8%</p> <ul style="list-style-type: none"> <li>● Stron...</li> <li>● Agree</li> </ul>
Choice	Number	Percentage																			
Strongly Agree	9	81.82%																			
Agree	2	18.18%																			
Uncertain	0	0%																			
Disagree	0	0%																			
Strongly Disagree	0	0%																			



15	The pace of the Course was appropriate	<table border="1"> <thead> <tr> <th>Choice</th> <th>Number</th> <th>Percentage</th> </tr> </thead> <tbody> <tr> <td>Strongly Agree</td> <td>9</td> <td>81.82%</td> </tr> <tr> <td>Agree</td> <td>2</td> <td>18.18%</td> </tr> <tr> <td>Uncertain</td> <td>0</td> <td>0%</td> </tr> <tr> <td>Disagree</td> <td>0</td> <td>0%</td> </tr> <tr> <td>Strongly Disagree</td> <td>0</td> <td>0%</td> </tr> </tbody> </table>	Choice	Number	Percentage	Strongly Agree	9	81.82%	Agree	2	18.18%	Uncertain	0	0%	Disagree	0	0%	Strongly Disagree	0	0%	 <p>81.8%</p> <ul style="list-style-type: none"> <li>● Stron...</li> <li>● Agree</li> </ul>
Choice	Number	Percentage																			
Strongly Agree	9	81.82%																			
Agree	2	18.18%																			
Uncertain	0	0%																			
Disagree	0	0%																			
Strongly Disagree	0	0%																			
16	Ideas and concepts were presented clearly	<table border="1"> <thead> <tr> <th>Choice</th> <th>Number</th> <th>Percentage</th> </tr> </thead> <tbody> <tr> <td>Strongly Agree</td> <td>9</td> <td>81.82%</td> </tr> <tr> <td>Agree</td> <td>2</td> <td>18.18%</td> </tr> <tr> <td>Uncertain</td> <td>0</td> <td>0%</td> </tr> <tr> <td>Disagree</td> <td>0</td> <td>0%</td> </tr> <tr> <td>Strongly Disagree</td> <td>0</td> <td>0%</td> </tr> </tbody> </table>	Choice	Number	Percentage	Strongly Agree	9	81.82%	Agree	2	18.18%	Uncertain	0	0%	Disagree	0	0%	Strongly Disagree	0	0%	 <p>81.8%</p> <ul style="list-style-type: none"> <li>● Stron...</li> <li>● Agree</li> </ul>
Choice	Number	Percentage																			
Strongly Agree	9	81.82%																			
Agree	2	18.18%																			
Uncertain	0	0%																			
Disagree	0	0%																			
Strongly Disagree	0	0%																			
17	The method of assessment were reasonable	<table border="1"> <thead> <tr> <th>Choice</th> <th>Number</th> <th>Percentage</th> </tr> </thead> <tbody> <tr> <td>Strongly Agree</td> <td>8</td> <td>72.73%</td> </tr> <tr> <td>Agree</td> <td>3</td> <td>27.27%</td> </tr> <tr> <td>Uncertain</td> <td>0</td> <td>0%</td> </tr> <tr> <td>Disagree</td> <td>0</td> <td>0%</td> </tr> <tr> <td>Strongly Disagree</td> <td>0</td> <td>0%</td> </tr> </tbody> </table>	Choice	Number	Percentage	Strongly Agree	8	72.73%	Agree	3	27.27%	Uncertain	0	0%	Disagree	0	0%	Strongly Disagree	0	0%	 <p>72.7%</p> <p>27.3%</p> <ul style="list-style-type: none"> <li>● Stron...</li> <li>● Agree</li> </ul>
Choice	Number	Percentage																			
Strongly Agree	8	72.73%																			
Agree	3	27.27%																			
Uncertain	0	0%																			
Disagree	0	0%																			
Strongly Disagree	0	0%																			
18	Feedback on assessment was timely	<table border="1"> <thead> <tr> <th>Choice</th> <th>Number</th> <th>Percentage</th> </tr> </thead> <tbody> <tr> <td>Strongly Agree</td> <td>9</td> <td>81.82%</td> </tr> <tr> <td>Agree</td> <td>2</td> <td>18.18%</td> </tr> <tr> <td>Uncertain</td> <td>0</td> <td>0%</td> </tr> <tr> <td>Disagree</td> <td>0</td> <td>0%</td> </tr> <tr> <td>Strongly Disagree</td> <td>0</td> <td>0%</td> </tr> </tbody> </table>	Choice	Number	Percentage	Strongly Agree	9	81.82%	Agree	2	18.18%	Uncertain	0	0%	Disagree	0	0%	Strongly Disagree	0	0%	 <p>81.8%</p> <ul style="list-style-type: none"> <li>● Stron...</li> <li>● Agree</li> </ul>
Choice	Number	Percentage																			
Strongly Agree	9	81.82%																			
Agree	2	18.18%																			
Uncertain	0	0%																			
Disagree	0	0%																			
Strongly Disagree	0	0%																			
19	Feedback on assessment was helpful	<table border="1"> <thead> <tr> <th>Choice</th> <th>Number</th> <th>Percentage</th> </tr> </thead> <tbody> <tr> <td>Strongly Agree</td> <td>9</td> <td>81.82%</td> </tr> <tr> <td>Agree</td> <td>2</td> <td>18.18%</td> </tr> <tr> <td>Uncertain</td> <td>0</td> <td>0%</td> </tr> <tr> <td>Disagree</td> <td>0</td> <td>0%</td> </tr> <tr> <td>Strongly Disagree</td> <td>0</td> <td>0%</td> </tr> </tbody> </table>	Choice	Number	Percentage	Strongly Agree	9	81.82%	Agree	2	18.18%	Uncertain	0	0%	Disagree	0	0%	Strongly Disagree	0	0%	 <p>81.8%</p> <ul style="list-style-type: none"> <li>● Stron...</li> <li>● Agree</li> </ul>
Choice	Number	Percentage																			
Strongly Agree	9	81.82%																			
Agree	2	18.18%																			
Uncertain	0	0%																			
Disagree	0	0%																			
Strongly Disagree	0	0%																			

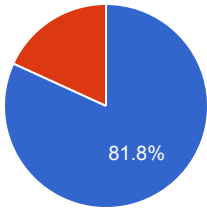
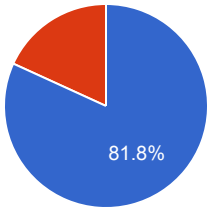
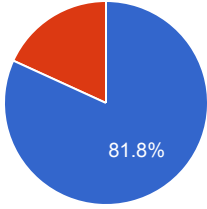
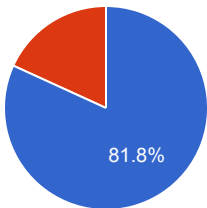
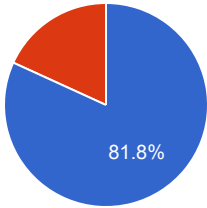
20	I understood the lectures	<table border="1"> <thead> <tr> <th>Choice</th> <th>Number</th> <th>Percentage</th> </tr> </thead> <tbody> <tr> <td>Strongly Agree</td> <td>9</td> <td>81.82%</td> </tr> <tr> <td>Agree</td> <td>2</td> <td>18.18%</td> </tr> <tr> <td>Uncertain</td> <td>0</td> <td>0%</td> </tr> <tr> <td>Disagree</td> <td>0</td> <td>0%</td> </tr> <tr> <td>Strongly Disagree</td> <td>0</td> <td>0%</td> </tr> </tbody> </table>	Choice	Number	Percentage	Strongly Agree	9	81.82%	Agree	2	18.18%	Uncertain	0	0%	Disagree	0	0%	Strongly Disagree	0	0%	 <p>81.8%</p> <ul style="list-style-type: none"> <li>● Stron...</li> <li>● Agree</li> </ul>
Choice	Number	Percentage																			
Strongly Agree	9	81.82%																			
Agree	2	18.18%																			
Uncertain	0	0%																			
Disagree	0	0%																			
Strongly Disagree	0	0%																			
21	The material was well organized and presented	<table border="1"> <thead> <tr> <th>Choice</th> <th>Number</th> <th>Percentage</th> </tr> </thead> <tbody> <tr> <td>Strongly Agree</td> <td>9</td> <td>81.82%</td> </tr> <tr> <td>Agree</td> <td>2</td> <td>18.18%</td> </tr> <tr> <td>Uncertain</td> <td>0</td> <td>0%</td> </tr> <tr> <td>Disagree</td> <td>0</td> <td>0%</td> </tr> <tr> <td>Strongly Disagree</td> <td>0</td> <td>0%</td> </tr> </tbody> </table>	Choice	Number	Percentage	Strongly Agree	9	81.82%	Agree	2	18.18%	Uncertain	0	0%	Disagree	0	0%	Strongly Disagree	0	0%	 <p>81.8%</p> <ul style="list-style-type: none"> <li>● Stron...</li> <li>● Agree</li> </ul>
Choice	Number	Percentage																			
Strongly Agree	9	81.82%																			
Agree	2	18.18%																			
Uncertain	0	0%																			
Disagree	0	0%																			
Strongly Disagree	0	0%																			
22	The instructor was responsive to student needs and problems	<table border="1"> <thead> <tr> <th>Choice</th> <th>Number</th> <th>Percentage</th> </tr> </thead> <tbody> <tr> <td>Strongly Agree</td> <td>9</td> <td>81.82%</td> </tr> <tr> <td>Agree</td> <td>2</td> <td>18.18%</td> </tr> <tr> <td>Uncertain</td> <td>0</td> <td>0%</td> </tr> <tr> <td>Disagree</td> <td>0</td> <td>0%</td> </tr> <tr> <td>Strongly Disagree</td> <td>0</td> <td>0%</td> </tr> </tbody> </table>	Choice	Number	Percentage	Strongly Agree	9	81.82%	Agree	2	18.18%	Uncertain	0	0%	Disagree	0	0%	Strongly Disagree	0	0%	 <p>81.8%</p> <ul style="list-style-type: none"> <li>● Stron...</li> <li>● Agree</li> </ul>
Choice	Number	Percentage																			
Strongly Agree	9	81.82%																			
Agree	2	18.18%																			
Uncertain	0	0%																			
Disagree	0	0%																			
Strongly Disagree	0	0%																			
23	Had the instructor been regular throughout the course	<table border="1"> <thead> <tr> <th>Choice</th> <th>Number</th> <th>Percentage</th> </tr> </thead> <tbody> <tr> <td>Strongly Agree</td> <td>9</td> <td>81.82%</td> </tr> <tr> <td>Agree</td> <td>2</td> <td>18.18%</td> </tr> <tr> <td>Uncertain</td> <td>0</td> <td>0%</td> </tr> <tr> <td>Disagree</td> <td>0</td> <td>0%</td> </tr> <tr> <td>Strongly Disagree</td> <td>0</td> <td>0%</td> </tr> </tbody> </table>	Choice	Number	Percentage	Strongly Agree	9	81.82%	Agree	2	18.18%	Uncertain	0	0%	Disagree	0	0%	Strongly Disagree	0	0%	 <p>81.8%</p> <ul style="list-style-type: none"> <li>● Stron...</li> <li>● Agree</li> </ul>
Choice	Number	Percentage																			
Strongly Agree	9	81.82%																			
Agree	2	18.18%																			
Uncertain	0	0%																			
Disagree	0	0%																			
Strongly Disagree	0	0%																			
24	The material in the tutorials was useful	<table border="1"> <thead> <tr> <th>Choice</th> <th>Number</th> <th>Percentage</th> </tr> </thead> <tbody> <tr> <td>Strongly Agree</td> <td>7</td> <td>63.64%</td> </tr> <tr> <td>Agree</td> <td>4</td> <td>36.36%</td> </tr> <tr> <td>Uncertain</td> <td>0</td> <td>0%</td> </tr> <tr> <td>Disagree</td> <td>0</td> <td>0%</td> </tr> <tr> <td>Strongly Disagree</td> <td>0</td> <td>0%</td> </tr> </tbody> </table>	Choice	Number	Percentage	Strongly Agree	7	63.64%	Agree	4	36.36%	Uncertain	0	0%	Disagree	0	0%	Strongly Disagree	0	0%	 <p>63.6%</p> <p>36.4%</p> <ul style="list-style-type: none"> <li>● Stron...</li> <li>● Agree</li> </ul>
Choice	Number	Percentage																			
Strongly Agree	7	63.64%																			
Agree	4	36.36%																			
Uncertain	0	0%																			
Disagree	0	0%																			
Strongly Disagree	0	0%																			

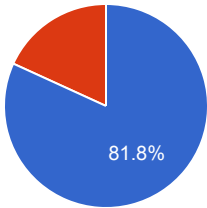
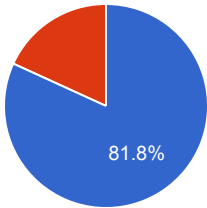
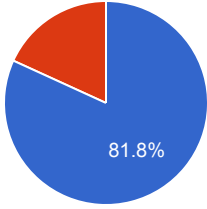
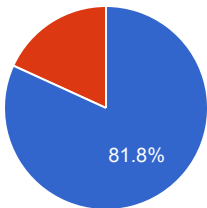
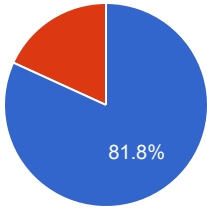
25	I was happy with the amount of work needed for tutorials	<table border="1"> <thead> <tr> <th>Choice</th> <th>Number</th> <th>Percentage</th> </tr> </thead> <tbody> <tr> <td>Strongly Agree</td> <td>8</td> <td>72.73%</td> </tr> <tr> <td>Agree</td> <td>3</td> <td>27.27%</td> </tr> <tr> <td>Uncertain</td> <td>0</td> <td>0%</td> </tr> <tr> <td>Disagree</td> <td>0</td> <td>0%</td> </tr> <tr> <td>Strongly Disagree</td> <td>0</td> <td>0%</td> </tr> </tbody> </table>	Choice	Number	Percentage	Strongly Agree	8	72.73%	Agree	3	27.27%	Uncertain	0	0%	Disagree	0	0%	Strongly Disagree	0	0%	 <p>● Stron... ● Agree</p>
Choice	Number	Percentage																			
Strongly Agree	8	72.73%																			
Agree	3	27.27%																			
Uncertain	0	0%																			
Disagree	0	0%																			
Strongly Disagree	0	0%																			
26	The tutor dealt effectively with my problems	<table border="1"> <thead> <tr> <th>Choice</th> <th>Number</th> <th>Percentage</th> </tr> </thead> <tbody> <tr> <td>Strongly Agree</td> <td>8</td> <td>72.73%</td> </tr> <tr> <td>Agree</td> <td>3</td> <td>27.27%</td> </tr> <tr> <td>Uncertain</td> <td>0</td> <td>0%</td> </tr> <tr> <td>Disagree</td> <td>0</td> <td>0%</td> </tr> <tr> <td>Strongly Disagree</td> <td>0</td> <td>0%</td> </tr> </tbody> </table>	Choice	Number	Percentage	Strongly Agree	8	72.73%	Agree	3	27.27%	Uncertain	0	0%	Disagree	0	0%	Strongly Disagree	0	0%	 <p>● Stron... ● Agree</p>
Choice	Number	Percentage																			
Strongly Agree	8	72.73%																			
Agree	3	27.27%																			
Uncertain	0	0%																			
Disagree	0	0%																			
Strongly Disagree	0	0%																			
27	The material in the practicals was useful	<table border="1"> <thead> <tr> <th>Choice</th> <th>Number</th> <th>Percentage</th> </tr> </thead> <tbody> <tr> <td>Strongly Agree</td> <td>8</td> <td>72.73%</td> </tr> <tr> <td>Agree</td> <td>3</td> <td>27.27%</td> </tr> <tr> <td>Uncertain</td> <td>0</td> <td>0%</td> </tr> <tr> <td>Disagree</td> <td>0</td> <td>0%</td> </tr> <tr> <td>Strongly Disagree</td> <td>0</td> <td>0%</td> </tr> </tbody> </table>	Choice	Number	Percentage	Strongly Agree	8	72.73%	Agree	3	27.27%	Uncertain	0	0%	Disagree	0	0%	Strongly Disagree	0	0%	 <p>● Stron... ● Agree</p>
Choice	Number	Percentage																			
Strongly Agree	8	72.73%																			
Agree	3	27.27%																			
Uncertain	0	0%																			
Disagree	0	0%																			
Strongly Disagree	0	0%																			
28	The demonstrators dealt effectively with my problems	<table border="1"> <thead> <tr> <th>Choice</th> <th>Number</th> <th>Percentage</th> </tr> </thead> <tbody> <tr> <td>Strongly Agree</td> <td>8</td> <td>72.73%</td> </tr> <tr> <td>Agree</td> <td>3</td> <td>27.27%</td> </tr> <tr> <td>Uncertain</td> <td>0</td> <td>0%</td> </tr> <tr> <td>Disagree</td> <td>0</td> <td>0%</td> </tr> <tr> <td>Strongly Disagree</td> <td>0</td> <td>0%</td> </tr> </tbody> </table>	Choice	Number	Percentage	Strongly Agree	8	72.73%	Agree	3	27.27%	Uncertain	0	0%	Disagree	0	0%	Strongly Disagree	0	0%	 <p>● Stron... ● Agree</p>
Choice	Number	Percentage																			
Strongly Agree	8	72.73%																			
Agree	3	27.27%																			
Uncertain	0	0%																			
Disagree	0	0%																			
Strongly Disagree	0	0%																			
29	The best features of the Course were	<p>agree bones of human body to know about the anatomy of human body. such that regions and muscle movement good EXCELLENT yes yes he did his job amazingly. he always given tasks to students. learning and teaching methods are impressive. everything he teaches is related to topics. he has good teaching skills. he is always helpful to you. before final term to know about all parts of the body bones of human body</p>																			

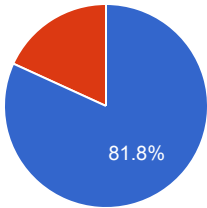
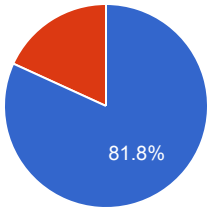
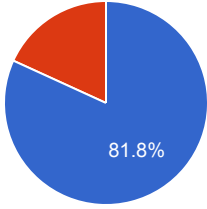
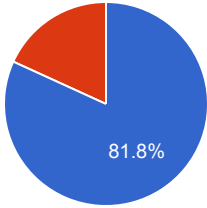
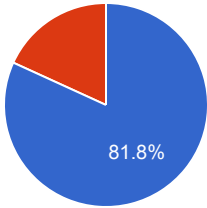
30	The Course could have been improved by	yes taking more tests and assignments the teacher make the course easy and understandable which we learn easily good EXCELLENT yes yes By course coordinator by increasing timing of semester giving presentations taking tests and assignments
31	The University does not tolerate discrimination on any irrelevant distinction (e.g. race, age, gender) and is committed to work with diversity in a wholly positive way. Please indicate below anything in relation to this Course which may run counter to this objective	i am agree i agree nothing specials Nil nil yes yes nothing i agree yes i agree

# Course Evaluation - Program: 0264

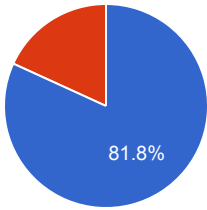
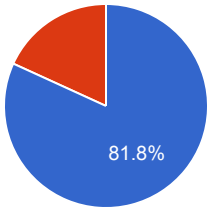
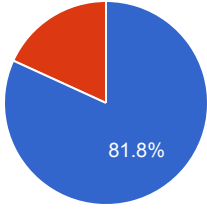
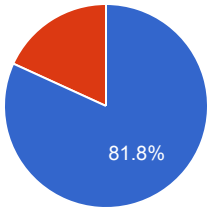
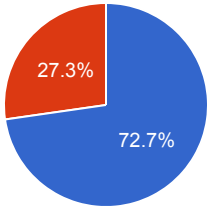
Teacher Name: ISLAM SHAH		Course ID: HUM-101(2) Course Title: Islamic Studies		Session: 2017 Fall																			
Shift: Morning -- Section: G		Total Strength: 16		Attempted: 11																			
S.No	Question	Opinions			Chart																		
1	The course objectives were clear	<table border="1"> <thead> <tr> <th>Choice</th> <th>Number</th> <th>Percentage</th> </tr> </thead> <tbody> <tr> <td>Strongly Agree</td> <td>10</td> <td>90.91%</td> </tr> <tr> <td>Agree</td> <td>1</td> <td>9.09%</td> </tr> <tr> <td>Uncertain</td> <td>0</td> <td>0%</td> </tr> <tr> <td>Disagree</td> <td>0</td> <td>0%</td> </tr> <tr> <td>Strongly Disagree</td> <td>0</td> <td>0%</td> </tr> </tbody> </table>	Choice	Number	Percentage	Strongly Agree	10	90.91%	Agree	1	9.09%	Uncertain	0	0%	Disagree	0	0%	Strongly Disagree	0	0%	<p>A pie chart with a legend. The legend shows a blue circle for 'Stron...' and a red circle for 'Agree'. The chart shows a large blue slice representing 90.9% and a smaller red slice representing 9.09%.</p>		
Choice	Number	Percentage																					
Strongly Agree	10	90.91%																					
Agree	1	9.09%																					
Uncertain	0	0%																					
Disagree	0	0%																					
Strongly Disagree	0	0%																					
2	The Course workload was manageable	<table border="1"> <thead> <tr> <th>Choice</th> <th>Number</th> <th>Percentage</th> </tr> </thead> <tbody> <tr> <td>Strongly Agree</td> <td>10</td> <td>90.91%</td> </tr> <tr> <td>Agree</td> <td>1</td> <td>9.09%</td> </tr> <tr> <td>Uncertain</td> <td>0</td> <td>0%</td> </tr> <tr> <td>Disagree</td> <td>0</td> <td>0%</td> </tr> <tr> <td>Strongly Disagree</td> <td>0</td> <td>0%</td> </tr> </tbody> </table>	Choice	Number	Percentage	Strongly Agree	10	90.91%	Agree	1	9.09%	Uncertain	0	0%	Disagree	0	0%	Strongly Disagree	0	0%	<p>A pie chart with a legend. The legend shows a blue circle for 'Stron...' and a red circle for 'Agree'. The chart shows a large blue slice representing 90.9% and a smaller red slice representing 9.09%.</p>		
Choice	Number	Percentage																					
Strongly Agree	10	90.91%																					
Agree	1	9.09%																					
Uncertain	0	0%																					
Disagree	0	0%																					
Strongly Disagree	0	0%																					
3	The Course was well organized (e.g. timely access to materials, notification of changes, etc.)	<table border="1"> <thead> <tr> <th>Choice</th> <th>Number</th> <th>Percentage</th> </tr> </thead> <tbody> <tr> <td>Strongly Agree</td> <td>10</td> <td>90.91%</td> </tr> <tr> <td>Agree</td> <td>1</td> <td>9.09%</td> </tr> <tr> <td>Uncertain</td> <td>0</td> <td>0%</td> </tr> <tr> <td>Disagree</td> <td>0</td> <td>0%</td> </tr> <tr> <td>Strongly Disagree</td> <td>0</td> <td>0%</td> </tr> </tbody> </table>	Choice	Number	Percentage	Strongly Agree	10	90.91%	Agree	1	9.09%	Uncertain	0	0%	Disagree	0	0%	Strongly Disagree	0	0%	<p>A pie chart with a legend. The legend shows a blue circle for 'Stron...' and a red circle for 'Agree'. The chart shows a large blue slice representing 90.9% and a smaller red slice representing 9.09%.</p>		
Choice	Number	Percentage																					
Strongly Agree	10	90.91%																					
Agree	1	9.09%																					
Uncertain	0	0%																					
Disagree	0	0%																					
Strongly Disagree	0	0%																					
4	I participated actively in the Course	<table border="1"> <thead> <tr> <th>Choice</th> <th>Number</th> <th>Percentage</th> </tr> </thead> <tbody> <tr> <td>Strongly Agree</td> <td>9</td> <td>81.82%</td> </tr> <tr> <td>Agree</td> <td>2</td> <td>18.18%</td> </tr> <tr> <td>Uncertain</td> <td>0</td> <td>0%</td> </tr> <tr> <td>Disagree</td> <td>0</td> <td>0%</td> </tr> <tr> <td>Strongly Disagree</td> <td>0</td> <td>0%</td> </tr> </tbody> </table>	Choice	Number	Percentage	Strongly Agree	9	81.82%	Agree	2	18.18%	Uncertain	0	0%	Disagree	0	0%	Strongly Disagree	0	0%	<p>A pie chart with a legend. The legend shows a blue circle for 'Stron...' and a red circle for 'Agree'. The chart shows a large blue slice representing 81.8% and a smaller red slice representing 18.18%.</p>		
Choice	Number	Percentage																					
Strongly Agree	9	81.82%																					
Agree	2	18.18%																					
Uncertain	0	0%																					
Disagree	0	0%																					
Strongly Disagree	0	0%																					

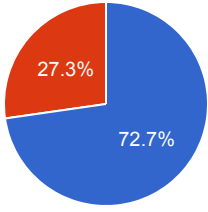
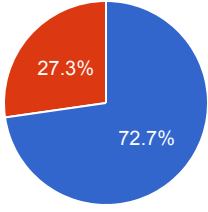
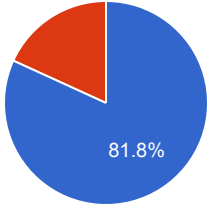
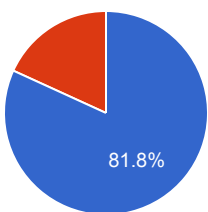
5	I think I have made progress in this Course	<table border="1"> <thead> <tr> <th>Choice</th> <th>Number</th> <th>Percentage</th> </tr> </thead> <tbody> <tr> <td>Strongly Agree</td> <td>9</td> <td>81.82%</td> </tr> <tr> <td>Agree</td> <td>2</td> <td>18.18%</td> </tr> <tr> <td>Uncertain</td> <td>0</td> <td>0%</td> </tr> <tr> <td>Disagree</td> <td>0</td> <td>0%</td> </tr> <tr> <td>Strongly Disagree</td> <td>0</td> <td>0%</td> </tr> </tbody> </table>	Choice	Number	Percentage	Strongly Agree	9	81.82%	Agree	2	18.18%	Uncertain	0	0%	Disagree	0	0%	Strongly Disagree	0	0%	 <p>81.8%</p> <ul style="list-style-type: none"> <li>● Stron...</li> <li>● Agree</li> </ul>
Choice	Number	Percentage																			
Strongly Agree	9	81.82%																			
Agree	2	18.18%																			
Uncertain	0	0%																			
Disagree	0	0%																			
Strongly Disagree	0	0%																			
6	I think the Course was well structured to achieve the learning outcomes (there was a good balance of lectures, tutorials, practical etc.)	<table border="1"> <thead> <tr> <th>Choice</th> <th>Number</th> <th>Percentage</th> </tr> </thead> <tbody> <tr> <td>Strongly Agree</td> <td>9</td> <td>81.82%</td> </tr> <tr> <td>Agree</td> <td>2</td> <td>18.18%</td> </tr> <tr> <td>Uncertain</td> <td>0</td> <td>0%</td> </tr> <tr> <td>Disagree</td> <td>0</td> <td>0%</td> </tr> <tr> <td>Strongly Disagree</td> <td>0</td> <td>0%</td> </tr> </tbody> </table>	Choice	Number	Percentage	Strongly Agree	9	81.82%	Agree	2	18.18%	Uncertain	0	0%	Disagree	0	0%	Strongly Disagree	0	0%	 <p>81.8%</p> <ul style="list-style-type: none"> <li>● Stron...</li> <li>● Agree</li> </ul>
Choice	Number	Percentage																			
Strongly Agree	9	81.82%																			
Agree	2	18.18%																			
Uncertain	0	0%																			
Disagree	0	0%																			
Strongly Disagree	0	0%																			
7	The learning and teaching methods encouraged participation	<table border="1"> <thead> <tr> <th>Choice</th> <th>Number</th> <th>Percentage</th> </tr> </thead> <tbody> <tr> <td>Strongly Agree</td> <td>9</td> <td>81.82%</td> </tr> <tr> <td>Agree</td> <td>2</td> <td>18.18%</td> </tr> <tr> <td>Uncertain</td> <td>0</td> <td>0%</td> </tr> <tr> <td>Disagree</td> <td>0</td> <td>0%</td> </tr> <tr> <td>Strongly Disagree</td> <td>0</td> <td>0%</td> </tr> </tbody> </table>	Choice	Number	Percentage	Strongly Agree	9	81.82%	Agree	2	18.18%	Uncertain	0	0%	Disagree	0	0%	Strongly Disagree	0	0%	 <p>81.8%</p> <ul style="list-style-type: none"> <li>● Stron...</li> <li>● Agree</li> </ul>
Choice	Number	Percentage																			
Strongly Agree	9	81.82%																			
Agree	2	18.18%																			
Uncertain	0	0%																			
Disagree	0	0%																			
Strongly Disagree	0	0%																			
8	The overall environment in the class was conducive to learning	<table border="1"> <thead> <tr> <th>Choice</th> <th>Number</th> <th>Percentage</th> </tr> </thead> <tbody> <tr> <td>Strongly Agree</td> <td>9</td> <td>81.82%</td> </tr> <tr> <td>Agree</td> <td>2</td> <td>18.18%</td> </tr> <tr> <td>Uncertain</td> <td>0</td> <td>0%</td> </tr> <tr> <td>Disagree</td> <td>0</td> <td>0%</td> </tr> <tr> <td>Strongly Disagree</td> <td>0</td> <td>0%</td> </tr> </tbody> </table>	Choice	Number	Percentage	Strongly Agree	9	81.82%	Agree	2	18.18%	Uncertain	0	0%	Disagree	0	0%	Strongly Disagree	0	0%	 <p>81.8%</p> <ul style="list-style-type: none"> <li>● Stron...</li> <li>● Agree</li> </ul>
Choice	Number	Percentage																			
Strongly Agree	9	81.82%																			
Agree	2	18.18%																			
Uncertain	0	0%																			
Disagree	0	0%																			
Strongly Disagree	0	0%																			
9	Classrooms were satisfactory	<table border="1"> <thead> <tr> <th>Choice</th> <th>Number</th> <th>Percentage</th> </tr> </thead> <tbody> <tr> <td>Strongly Agree</td> <td>9</td> <td>81.82%</td> </tr> <tr> <td>Agree</td> <td>2</td> <td>18.18%</td> </tr> <tr> <td>Uncertain</td> <td>0</td> <td>0%</td> </tr> <tr> <td>Disagree</td> <td>0</td> <td>0%</td> </tr> <tr> <td>Strongly Disagree</td> <td>0</td> <td>0%</td> </tr> </tbody> </table>	Choice	Number	Percentage	Strongly Agree	9	81.82%	Agree	2	18.18%	Uncertain	0	0%	Disagree	0	0%	Strongly Disagree	0	0%	 <p>81.8%</p> <ul style="list-style-type: none"> <li>● Stron...</li> <li>● Agree</li> </ul>
Choice	Number	Percentage																			
Strongly Agree	9	81.82%																			
Agree	2	18.18%																			
Uncertain	0	0%																			
Disagree	0	0%																			
Strongly Disagree	0	0%																			

10	Learning materials (Lesson Plans, Course Notes etc.) were relevant and useful	<table border="1"> <thead> <tr> <th>Choice</th> <th>Number</th> <th>Percentage</th> </tr> </thead> <tbody> <tr> <td>Strongly Agree</td> <td>9</td> <td>81.82%</td> </tr> <tr> <td>Agree</td> <td>2</td> <td>18.18%</td> </tr> <tr> <td>Uncertain</td> <td>0</td> <td>0%</td> </tr> <tr> <td>Disagree</td> <td>0</td> <td>0%</td> </tr> <tr> <td>Strongly Disagree</td> <td>0</td> <td>0%</td> </tr> </tbody> </table>	Choice	Number	Percentage	Strongly Agree	9	81.82%	Agree	2	18.18%	Uncertain	0	0%	Disagree	0	0%	Strongly Disagree	0	0%	 <p>81.8%</p> <ul style="list-style-type: none"> <li>● Stron...</li> <li>● Agree</li> </ul>
Choice	Number	Percentage																			
Strongly Agree	9	81.82%																			
Agree	2	18.18%																			
Uncertain	0	0%																			
Disagree	0	0%																			
Strongly Disagree	0	0%																			
11	Recommended reading Books etc. were relevant and appropriate	<table border="1"> <thead> <tr> <th>Choice</th> <th>Number</th> <th>Percentage</th> </tr> </thead> <tbody> <tr> <td>Strongly Agree</td> <td>9</td> <td>81.82%</td> </tr> <tr> <td>Agree</td> <td>2</td> <td>18.18%</td> </tr> <tr> <td>Uncertain</td> <td>0</td> <td>0%</td> </tr> <tr> <td>Disagree</td> <td>0</td> <td>0%</td> </tr> <tr> <td>Strongly Disagree</td> <td>0</td> <td>0%</td> </tr> </tbody> </table>	Choice	Number	Percentage	Strongly Agree	9	81.82%	Agree	2	18.18%	Uncertain	0	0%	Disagree	0	0%	Strongly Disagree	0	0%	 <p>81.8%</p> <ul style="list-style-type: none"> <li>● Stron...</li> <li>● Agree</li> </ul>
Choice	Number	Percentage																			
Strongly Agree	9	81.82%																			
Agree	2	18.18%																			
Uncertain	0	0%																			
Disagree	0	0%																			
Strongly Disagree	0	0%																			
12	The provision of learning resources in the library was adequate and appropriate	<table border="1"> <thead> <tr> <th>Choice</th> <th>Number</th> <th>Percentage</th> </tr> </thead> <tbody> <tr> <td>Strongly Agree</td> <td>9</td> <td>81.82%</td> </tr> <tr> <td>Agree</td> <td>2</td> <td>18.18%</td> </tr> <tr> <td>Uncertain</td> <td>0</td> <td>0%</td> </tr> <tr> <td>Disagree</td> <td>0</td> <td>0%</td> </tr> <tr> <td>Strongly Disagree</td> <td>0</td> <td>0%</td> </tr> </tbody> </table>	Choice	Number	Percentage	Strongly Agree	9	81.82%	Agree	2	18.18%	Uncertain	0	0%	Disagree	0	0%	Strongly Disagree	0	0%	 <p>81.8%</p> <ul style="list-style-type: none"> <li>● Stron...</li> <li>● Agree</li> </ul>
Choice	Number	Percentage																			
Strongly Agree	9	81.82%																			
Agree	2	18.18%																			
Uncertain	0	0%																			
Disagree	0	0%																			
Strongly Disagree	0	0%																			
13	The provision of learning resources on the Web was adequate and appropriate ( if relevant)	<table border="1"> <thead> <tr> <th>Choice</th> <th>Number</th> <th>Percentage</th> </tr> </thead> <tbody> <tr> <td>Strongly Agree</td> <td>9</td> <td>81.82%</td> </tr> <tr> <td>Agree</td> <td>2</td> <td>18.18%</td> </tr> <tr> <td>Uncertain</td> <td>0</td> <td>0%</td> </tr> <tr> <td>Disagree</td> <td>0</td> <td>0%</td> </tr> <tr> <td>Strongly Disagree</td> <td>0</td> <td>0%</td> </tr> </tbody> </table>	Choice	Number	Percentage	Strongly Agree	9	81.82%	Agree	2	18.18%	Uncertain	0	0%	Disagree	0	0%	Strongly Disagree	0	0%	 <p>81.8%</p> <ul style="list-style-type: none"> <li>● Stron...</li> <li>● Agree</li> </ul>
Choice	Number	Percentage																			
Strongly Agree	9	81.82%																			
Agree	2	18.18%																			
Uncertain	0	0%																			
Disagree	0	0%																			
Strongly Disagree	0	0%																			
14	The Course stimulated my interest and thought on the subject area	<table border="1"> <thead> <tr> <th>Choice</th> <th>Number</th> <th>Percentage</th> </tr> </thead> <tbody> <tr> <td>Strongly Agree</td> <td>9</td> <td>81.82%</td> </tr> <tr> <td>Agree</td> <td>2</td> <td>18.18%</td> </tr> <tr> <td>Uncertain</td> <td>0</td> <td>0%</td> </tr> <tr> <td>Disagree</td> <td>0</td> <td>0%</td> </tr> <tr> <td>Strongly Disagree</td> <td>0</td> <td>0%</td> </tr> </tbody> </table>	Choice	Number	Percentage	Strongly Agree	9	81.82%	Agree	2	18.18%	Uncertain	0	0%	Disagree	0	0%	Strongly Disagree	0	0%	 <p>81.8%</p> <ul style="list-style-type: none"> <li>● Stron...</li> <li>● Agree</li> </ul>
Choice	Number	Percentage																			
Strongly Agree	9	81.82%																			
Agree	2	18.18%																			
Uncertain	0	0%																			
Disagree	0	0%																			
Strongly Disagree	0	0%																			

15	The pace of the Course was appropriate	<table border="1"> <thead> <tr> <th>Choice</th> <th>Number</th> <th>Percentage</th> </tr> </thead> <tbody> <tr> <td>Strongly Agree</td> <td>9</td> <td>81.82%</td> </tr> <tr> <td>Agree</td> <td>2</td> <td>18.18%</td> </tr> <tr> <td>Uncertain</td> <td>0</td> <td>0%</td> </tr> <tr> <td>Disagree</td> <td>0</td> <td>0%</td> </tr> <tr> <td>Strongly Disagree</td> <td>0</td> <td>0%</td> </tr> </tbody> </table>	Choice	Number	Percentage	Strongly Agree	9	81.82%	Agree	2	18.18%	Uncertain	0	0%	Disagree	0	0%	Strongly Disagree	0	0%	 <p>81.8%</p> <ul style="list-style-type: none"> <li>● Stron...</li> <li>● Agree</li> </ul>
Choice	Number	Percentage																			
Strongly Agree	9	81.82%																			
Agree	2	18.18%																			
Uncertain	0	0%																			
Disagree	0	0%																			
Strongly Disagree	0	0%																			
16	Ideas and concepts were presented clearly	<table border="1"> <thead> <tr> <th>Choice</th> <th>Number</th> <th>Percentage</th> </tr> </thead> <tbody> <tr> <td>Strongly Agree</td> <td>9</td> <td>81.82%</td> </tr> <tr> <td>Agree</td> <td>2</td> <td>18.18%</td> </tr> <tr> <td>Uncertain</td> <td>0</td> <td>0%</td> </tr> <tr> <td>Disagree</td> <td>0</td> <td>0%</td> </tr> <tr> <td>Strongly Disagree</td> <td>0</td> <td>0%</td> </tr> </tbody> </table>	Choice	Number	Percentage	Strongly Agree	9	81.82%	Agree	2	18.18%	Uncertain	0	0%	Disagree	0	0%	Strongly Disagree	0	0%	 <p>81.8%</p> <ul style="list-style-type: none"> <li>● Stron...</li> <li>● Agree</li> </ul>
Choice	Number	Percentage																			
Strongly Agree	9	81.82%																			
Agree	2	18.18%																			
Uncertain	0	0%																			
Disagree	0	0%																			
Strongly Disagree	0	0%																			
17	The method of assessment were reasonable	<table border="1"> <thead> <tr> <th>Choice</th> <th>Number</th> <th>Percentage</th> </tr> </thead> <tbody> <tr> <td>Strongly Agree</td> <td>9</td> <td>81.82%</td> </tr> <tr> <td>Agree</td> <td>2</td> <td>18.18%</td> </tr> <tr> <td>Uncertain</td> <td>0</td> <td>0%</td> </tr> <tr> <td>Disagree</td> <td>0</td> <td>0%</td> </tr> <tr> <td>Strongly Disagree</td> <td>0</td> <td>0%</td> </tr> </tbody> </table>	Choice	Number	Percentage	Strongly Agree	9	81.82%	Agree	2	18.18%	Uncertain	0	0%	Disagree	0	0%	Strongly Disagree	0	0%	 <p>81.8%</p> <ul style="list-style-type: none"> <li>● Stron...</li> <li>● Agree</li> </ul>
Choice	Number	Percentage																			
Strongly Agree	9	81.82%																			
Agree	2	18.18%																			
Uncertain	0	0%																			
Disagree	0	0%																			
Strongly Disagree	0	0%																			
18	Feedback on assessment was timely	<table border="1"> <thead> <tr> <th>Choice</th> <th>Number</th> <th>Percentage</th> </tr> </thead> <tbody> <tr> <td>Strongly Agree</td> <td>9</td> <td>81.82%</td> </tr> <tr> <td>Agree</td> <td>2</td> <td>18.18%</td> </tr> <tr> <td>Uncertain</td> <td>0</td> <td>0%</td> </tr> <tr> <td>Disagree</td> <td>0</td> <td>0%</td> </tr> <tr> <td>Strongly Disagree</td> <td>0</td> <td>0%</td> </tr> </tbody> </table>	Choice	Number	Percentage	Strongly Agree	9	81.82%	Agree	2	18.18%	Uncertain	0	0%	Disagree	0	0%	Strongly Disagree	0	0%	 <p>81.8%</p> <ul style="list-style-type: none"> <li>● Stron...</li> <li>● Agree</li> </ul>
Choice	Number	Percentage																			
Strongly Agree	9	81.82%																			
Agree	2	18.18%																			
Uncertain	0	0%																			
Disagree	0	0%																			
Strongly Disagree	0	0%																			
19	Feedback on assessment was helpful	<table border="1"> <thead> <tr> <th>Choice</th> <th>Number</th> <th>Percentage</th> </tr> </thead> <tbody> <tr> <td>Strongly Agree</td> <td>9</td> <td>81.82%</td> </tr> <tr> <td>Agree</td> <td>2</td> <td>18.18%</td> </tr> <tr> <td>Uncertain</td> <td>0</td> <td>0%</td> </tr> <tr> <td>Disagree</td> <td>0</td> <td>0%</td> </tr> <tr> <td>Strongly Disagree</td> <td>0</td> <td>0%</td> </tr> </tbody> </table>	Choice	Number	Percentage	Strongly Agree	9	81.82%	Agree	2	18.18%	Uncertain	0	0%	Disagree	0	0%	Strongly Disagree	0	0%	 <p>81.8%</p> <ul style="list-style-type: none"> <li>● Stron...</li> <li>● Agree</li> </ul>
Choice	Number	Percentage																			
Strongly Agree	9	81.82%																			
Agree	2	18.18%																			
Uncertain	0	0%																			
Disagree	0	0%																			
Strongly Disagree	0	0%																			



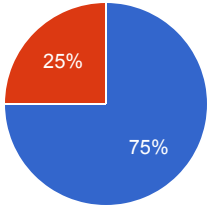
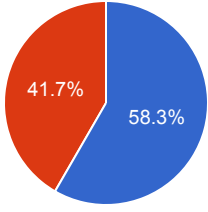
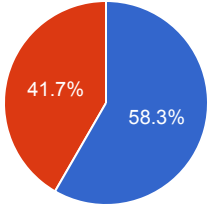
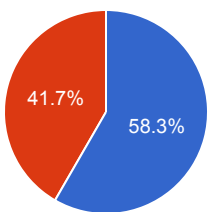
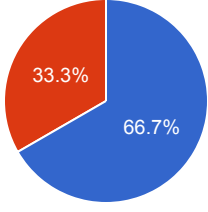
20	I understood the lectures	<table border="1"> <thead> <tr> <th>Choice</th> <th>Number</th> <th>Percentage</th> </tr> </thead> <tbody> <tr> <td>Strongly Agree</td> <td>9</td> <td>81.82%</td> </tr> <tr> <td>Agree</td> <td>2</td> <td>18.18%</td> </tr> <tr> <td>Uncertain</td> <td>0</td> <td>0%</td> </tr> <tr> <td>Disagree</td> <td>0</td> <td>0%</td> </tr> <tr> <td>Strongly Disagree</td> <td>0</td> <td>0%</td> </tr> </tbody> </table>	Choice	Number	Percentage	Strongly Agree	9	81.82%	Agree	2	18.18%	Uncertain	0	0%	Disagree	0	0%	Strongly Disagree	0	0%	 <p>81.8%</p> <ul style="list-style-type: none"> <li>● Stron...</li> <li>● Agree</li> </ul>
Choice	Number	Percentage																			
Strongly Agree	9	81.82%																			
Agree	2	18.18%																			
Uncertain	0	0%																			
Disagree	0	0%																			
Strongly Disagree	0	0%																			
21	The material was well organized and presented	<table border="1"> <thead> <tr> <th>Choice</th> <th>Number</th> <th>Percentage</th> </tr> </thead> <tbody> <tr> <td>Strongly Agree</td> <td>9</td> <td>81.82%</td> </tr> <tr> <td>Agree</td> <td>2</td> <td>18.18%</td> </tr> <tr> <td>Uncertain</td> <td>0</td> <td>0%</td> </tr> <tr> <td>Disagree</td> <td>0</td> <td>0%</td> </tr> <tr> <td>Strongly Disagree</td> <td>0</td> <td>0%</td> </tr> </tbody> </table>	Choice	Number	Percentage	Strongly Agree	9	81.82%	Agree	2	18.18%	Uncertain	0	0%	Disagree	0	0%	Strongly Disagree	0	0%	 <p>81.8%</p> <ul style="list-style-type: none"> <li>● Stron...</li> <li>● Agree</li> </ul>
Choice	Number	Percentage																			
Strongly Agree	9	81.82%																			
Agree	2	18.18%																			
Uncertain	0	0%																			
Disagree	0	0%																			
Strongly Disagree	0	0%																			
22	The instructor was responsive to student needs and problems	<table border="1"> <thead> <tr> <th>Choice</th> <th>Number</th> <th>Percentage</th> </tr> </thead> <tbody> <tr> <td>Strongly Agree</td> <td>9</td> <td>81.82%</td> </tr> <tr> <td>Agree</td> <td>2</td> <td>18.18%</td> </tr> <tr> <td>Uncertain</td> <td>0</td> <td>0%</td> </tr> <tr> <td>Disagree</td> <td>0</td> <td>0%</td> </tr> <tr> <td>Strongly Disagree</td> <td>0</td> <td>0%</td> </tr> </tbody> </table>	Choice	Number	Percentage	Strongly Agree	9	81.82%	Agree	2	18.18%	Uncertain	0	0%	Disagree	0	0%	Strongly Disagree	0	0%	 <p>81.8%</p> <ul style="list-style-type: none"> <li>● Stron...</li> <li>● Agree</li> </ul>
Choice	Number	Percentage																			
Strongly Agree	9	81.82%																			
Agree	2	18.18%																			
Uncertain	0	0%																			
Disagree	0	0%																			
Strongly Disagree	0	0%																			
23	Had the instructor been regular throughout the course	<table border="1"> <thead> <tr> <th>Choice</th> <th>Number</th> <th>Percentage</th> </tr> </thead> <tbody> <tr> <td>Strongly Agree</td> <td>9</td> <td>81.82%</td> </tr> <tr> <td>Agree</td> <td>2</td> <td>18.18%</td> </tr> <tr> <td>Uncertain</td> <td>0</td> <td>0%</td> </tr> <tr> <td>Disagree</td> <td>0</td> <td>0%</td> </tr> <tr> <td>Strongly Disagree</td> <td>0</td> <td>0%</td> </tr> </tbody> </table>	Choice	Number	Percentage	Strongly Agree	9	81.82%	Agree	2	18.18%	Uncertain	0	0%	Disagree	0	0%	Strongly Disagree	0	0%	 <p>81.8%</p> <ul style="list-style-type: none"> <li>● Stron...</li> <li>● Agree</li> </ul>
Choice	Number	Percentage																			
Strongly Agree	9	81.82%																			
Agree	2	18.18%																			
Uncertain	0	0%																			
Disagree	0	0%																			
Strongly Disagree	0	0%																			
24	The material in the tutorials was useful	<table border="1"> <thead> <tr> <th>Choice</th> <th>Number</th> <th>Percentage</th> </tr> </thead> <tbody> <tr> <td>Strongly Agree</td> <td>8</td> <td>72.73%</td> </tr> <tr> <td>Agree</td> <td>3</td> <td>27.27%</td> </tr> <tr> <td>Uncertain</td> <td>0</td> <td>0%</td> </tr> <tr> <td>Disagree</td> <td>0</td> <td>0%</td> </tr> <tr> <td>Strongly Disagree</td> <td>0</td> <td>0%</td> </tr> </tbody> </table>	Choice	Number	Percentage	Strongly Agree	8	72.73%	Agree	3	27.27%	Uncertain	0	0%	Disagree	0	0%	Strongly Disagree	0	0%	 <p>72.7%</p> <p>27.3%</p> <ul style="list-style-type: none"> <li>● Stron...</li> <li>● Agree</li> </ul>
Choice	Number	Percentage																			
Strongly Agree	8	72.73%																			
Agree	3	27.27%																			
Uncertain	0	0%																			
Disagree	0	0%																			
Strongly Disagree	0	0%																			

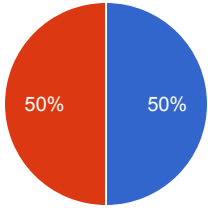
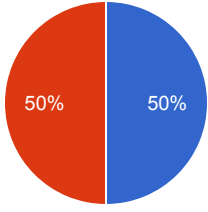
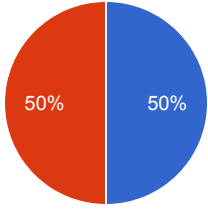
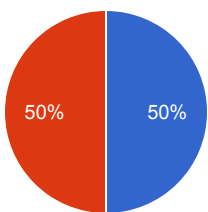
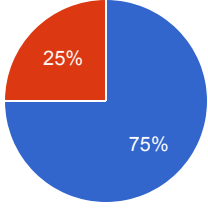
25	I was happy with the amount of work needed for tutorials	<table border="1"> <thead> <tr> <th>Choice</th> <th>Number</th> <th>Percentage</th> </tr> </thead> <tbody> <tr> <td>Strongly Agree</td> <td>8</td> <td>72.73%</td> </tr> <tr> <td>Agree</td> <td>3</td> <td>27.27%</td> </tr> <tr> <td>Uncertain</td> <td>0</td> <td>0%</td> </tr> <tr> <td>Disagree</td> <td>0</td> <td>0%</td> </tr> <tr> <td>Strongly Disagree</td> <td>0</td> <td>0%</td> </tr> </tbody> </table>	Choice	Number	Percentage	Strongly Agree	8	72.73%	Agree	3	27.27%	Uncertain	0	0%	Disagree	0	0%	Strongly Disagree	0	0%	 <p>● Stron... ● Agree</p>
Choice	Number	Percentage																			
Strongly Agree	8	72.73%																			
Agree	3	27.27%																			
Uncertain	0	0%																			
Disagree	0	0%																			
Strongly Disagree	0	0%																			
26	The tutor dealt effectively with my problems	<table border="1"> <thead> <tr> <th>Choice</th> <th>Number</th> <th>Percentage</th> </tr> </thead> <tbody> <tr> <td>Strongly Agree</td> <td>8</td> <td>72.73%</td> </tr> <tr> <td>Agree</td> <td>3</td> <td>27.27%</td> </tr> <tr> <td>Uncertain</td> <td>0</td> <td>0%</td> </tr> <tr> <td>Disagree</td> <td>0</td> <td>0%</td> </tr> <tr> <td>Strongly Disagree</td> <td>0</td> <td>0%</td> </tr> </tbody> </table>	Choice	Number	Percentage	Strongly Agree	8	72.73%	Agree	3	27.27%	Uncertain	0	0%	Disagree	0	0%	Strongly Disagree	0	0%	 <p>● Stron... ● Agree</p>
Choice	Number	Percentage																			
Strongly Agree	8	72.73%																			
Agree	3	27.27%																			
Uncertain	0	0%																			
Disagree	0	0%																			
Strongly Disagree	0	0%																			
27	The material in the practicals was useful	<table border="1"> <thead> <tr> <th>Choice</th> <th>Number</th> <th>Percentage</th> </tr> </thead> <tbody> <tr> <td>Strongly Agree</td> <td>9</td> <td>81.82%</td> </tr> <tr> <td>Agree</td> <td>2</td> <td>18.18%</td> </tr> <tr> <td>Uncertain</td> <td>0</td> <td>0%</td> </tr> <tr> <td>Disagree</td> <td>0</td> <td>0%</td> </tr> <tr> <td>Strongly Disagree</td> <td>0</td> <td>0%</td> </tr> </tbody> </table>	Choice	Number	Percentage	Strongly Agree	9	81.82%	Agree	2	18.18%	Uncertain	0	0%	Disagree	0	0%	Strongly Disagree	0	0%	 <p>● Stron... ● Agree</p>
Choice	Number	Percentage																			
Strongly Agree	9	81.82%																			
Agree	2	18.18%																			
Uncertain	0	0%																			
Disagree	0	0%																			
Strongly Disagree	0	0%																			
28	The demonstrators dealt effectively with my problems	<table border="1"> <thead> <tr> <th>Choice</th> <th>Number</th> <th>Percentage</th> </tr> </thead> <tbody> <tr> <td>Strongly Agree</td> <td>9</td> <td>81.82%</td> </tr> <tr> <td>Agree</td> <td>2</td> <td>18.18%</td> </tr> <tr> <td>Uncertain</td> <td>0</td> <td>0%</td> </tr> <tr> <td>Disagree</td> <td>0</td> <td>0%</td> </tr> <tr> <td>Strongly Disagree</td> <td>0</td> <td>0%</td> </tr> </tbody> </table>	Choice	Number	Percentage	Strongly Agree	9	81.82%	Agree	2	18.18%	Uncertain	0	0%	Disagree	0	0%	Strongly Disagree	0	0%	 <p>● Stron... ● Agree</p>
Choice	Number	Percentage																			
Strongly Agree	9	81.82%																			
Agree	2	18.18%																			
Uncertain	0	0%																			
Disagree	0	0%																			
Strongly Disagree	0	0%																			
29	The best features of the Course were	<p>EXCELLENT excellent Good satisfied by his complete course. all course provide us a knowledge about islam provide informations about islam course before mid term yes all the course is very useful yes</p>																			

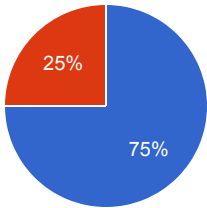
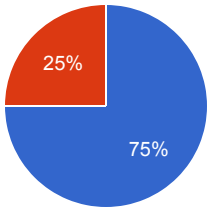
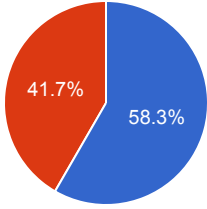
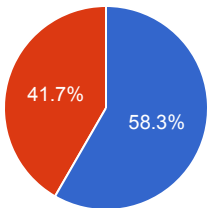
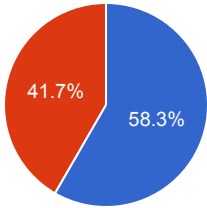
30	The Course could have been improved by	EXCELLENT excellent good course coordinator more knowledge taking more tests and assignments by giving assignments taking more tests and assignments agree taking more tests and assignments yes
31	The University does not tolerate discrimination on any irrelevant distinction (e.g. race, age, gender) and is committed to work with diversity in a wholly positive way. Please indicate below anything in relation to this Course which may run counter to this objective	NIL Nil Nil i agree i agree yes i agree i agree i agree yes

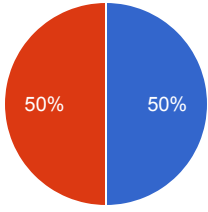
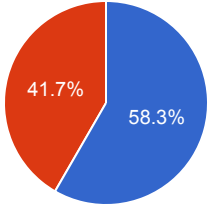
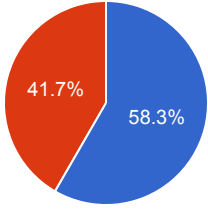
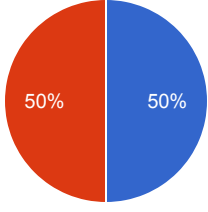
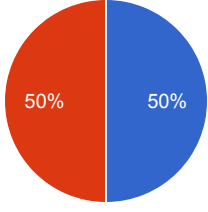
# Course Evaluation - Program: 0264

Teacher Name: MUHAMMAD BILAL QASIM		Course ID: MLT-101 Course Title: Bio Chemistry - I		Session: 2017 Fall																			
Shift: Morning -- Section:		Total Strength: 19		Attempted: 12																			
S.No	Question	Opinions			Chart																		
1	The course objectives were clear	<table border="1"> <thead> <tr> <th>Choice</th> <th>Number</th> <th>Percentage</th> </tr> </thead> <tbody> <tr> <td>Strongly Agree</td> <td>7</td> <td>58.33%</td> </tr> <tr> <td>Agree</td> <td>5</td> <td>41.67%</td> </tr> <tr> <td>Uncertain</td> <td>0</td> <td>0%</td> </tr> <tr> <td>Disagree</td> <td>0</td> <td>0%</td> </tr> <tr> <td>Strongly Disagree</td> <td>0</td> <td>0%</td> </tr> </tbody> </table>	Choice	Number	Percentage	Strongly Agree	7	58.33%	Agree	5	41.67%	Uncertain	0	0%	Disagree	0	0%	Strongly Disagree	0	0%	<p>Legend: ● Stron... (blue), ● Agree (red)</p>		
Choice	Number	Percentage																					
Strongly Agree	7	58.33%																					
Agree	5	41.67%																					
Uncertain	0	0%																					
Disagree	0	0%																					
Strongly Disagree	0	0%																					
2	The Course workload was manageable	<table border="1"> <thead> <tr> <th>Choice</th> <th>Number</th> <th>Percentage</th> </tr> </thead> <tbody> <tr> <td>Strongly Agree</td> <td>7</td> <td>58.33%</td> </tr> <tr> <td>Agree</td> <td>5</td> <td>41.67%</td> </tr> <tr> <td>Uncertain</td> <td>0</td> <td>0%</td> </tr> <tr> <td>Disagree</td> <td>0</td> <td>0%</td> </tr> <tr> <td>Strongly Disagree</td> <td>0</td> <td>0%</td> </tr> </tbody> </table>	Choice	Number	Percentage	Strongly Agree	7	58.33%	Agree	5	41.67%	Uncertain	0	0%	Disagree	0	0%	Strongly Disagree	0	0%	<p>Legend: ● Stron... (blue), ● Agree (red)</p>		
Choice	Number	Percentage																					
Strongly Agree	7	58.33%																					
Agree	5	41.67%																					
Uncertain	0	0%																					
Disagree	0	0%																					
Strongly Disagree	0	0%																					
3	The Course was well organized (e.g. timely access to materials, notification of changes, etc.)	<table border="1"> <thead> <tr> <th>Choice</th> <th>Number</th> <th>Percentage</th> </tr> </thead> <tbody> <tr> <td>Strongly Agree</td> <td>7</td> <td>58.33%</td> </tr> <tr> <td>Agree</td> <td>5</td> <td>41.67%</td> </tr> <tr> <td>Uncertain</td> <td>0</td> <td>0%</td> </tr> <tr> <td>Disagree</td> <td>0</td> <td>0%</td> </tr> <tr> <td>Strongly Disagree</td> <td>0</td> <td>0%</td> </tr> </tbody> </table>	Choice	Number	Percentage	Strongly Agree	7	58.33%	Agree	5	41.67%	Uncertain	0	0%	Disagree	0	0%	Strongly Disagree	0	0%	<p>Legend: ● Stron... (blue), ● Agree (red)</p>		
Choice	Number	Percentage																					
Strongly Agree	7	58.33%																					
Agree	5	41.67%																					
Uncertain	0	0%																					
Disagree	0	0%																					
Strongly Disagree	0	0%																					
4	I participated actively in the Course	<table border="1"> <thead> <tr> <th>Choice</th> <th>Number</th> <th>Percentage</th> </tr> </thead> <tbody> <tr> <td>Strongly Agree</td> <td>9</td> <td>75%</td> </tr> <tr> <td>Agree</td> <td>3</td> <td>25%</td> </tr> <tr> <td>Uncertain</td> <td>0</td> <td>0%</td> </tr> <tr> <td>Disagree</td> <td>0</td> <td>0%</td> </tr> <tr> <td>Strongly Disagree</td> <td>0</td> <td>0%</td> </tr> </tbody> </table>	Choice	Number	Percentage	Strongly Agree	9	75%	Agree	3	25%	Uncertain	0	0%	Disagree	0	0%	Strongly Disagree	0	0%	<p>Legend: ● Stron... (blue), ● Agree (red)</p>		
Choice	Number	Percentage																					
Strongly Agree	9	75%																					
Agree	3	25%																					
Uncertain	0	0%																					
Disagree	0	0%																					
Strongly Disagree	0	0%																					

5	I think I have made progress in this Course	<table border="1"> <thead> <tr> <th>Choice</th> <th>Number</th> <th>Percentage</th> </tr> </thead> <tbody> <tr> <td>Strongly Agree</td> <td>9</td> <td>75%</td> </tr> <tr> <td>Agree</td> <td>3</td> <td>25%</td> </tr> <tr> <td>Uncertain</td> <td>0</td> <td>0%</td> </tr> <tr> <td>Disagree</td> <td>0</td> <td>0%</td> </tr> <tr> <td>Strongly Disagree</td> <td>0</td> <td>0%</td> </tr> </tbody> </table>	Choice	Number	Percentage	Strongly Agree	9	75%	Agree	3	25%	Uncertain	0	0%	Disagree	0	0%	Strongly Disagree	0	0%	 <p>● Stron... ● Agree</p>
Choice	Number	Percentage																			
Strongly Agree	9	75%																			
Agree	3	25%																			
Uncertain	0	0%																			
Disagree	0	0%																			
Strongly Disagree	0	0%																			
6	I think the Course was well structured to achieve the learning outcomes (there was a good balance of lectures, tutorials, practical etc.)	<table border="1"> <thead> <tr> <th>Choice</th> <th>Number</th> <th>Percentage</th> </tr> </thead> <tbody> <tr> <td>Strongly Agree</td> <td>7</td> <td>58.33%</td> </tr> <tr> <td>Agree</td> <td>5</td> <td>41.67%</td> </tr> <tr> <td>Uncertain</td> <td>0</td> <td>0%</td> </tr> <tr> <td>Disagree</td> <td>0</td> <td>0%</td> </tr> <tr> <td>Strongly Disagree</td> <td>0</td> <td>0%</td> </tr> </tbody> </table>	Choice	Number	Percentage	Strongly Agree	7	58.33%	Agree	5	41.67%	Uncertain	0	0%	Disagree	0	0%	Strongly Disagree	0	0%	 <p>● Stron... ● Agree</p>
Choice	Number	Percentage																			
Strongly Agree	7	58.33%																			
Agree	5	41.67%																			
Uncertain	0	0%																			
Disagree	0	0%																			
Strongly Disagree	0	0%																			
7	The learning and teaching methods encouraged participation	<table border="1"> <thead> <tr> <th>Choice</th> <th>Number</th> <th>Percentage</th> </tr> </thead> <tbody> <tr> <td>Strongly Agree</td> <td>7</td> <td>58.33%</td> </tr> <tr> <td>Agree</td> <td>5</td> <td>41.67%</td> </tr> <tr> <td>Uncertain</td> <td>0</td> <td>0%</td> </tr> <tr> <td>Disagree</td> <td>0</td> <td>0%</td> </tr> <tr> <td>Strongly Disagree</td> <td>0</td> <td>0%</td> </tr> </tbody> </table>	Choice	Number	Percentage	Strongly Agree	7	58.33%	Agree	5	41.67%	Uncertain	0	0%	Disagree	0	0%	Strongly Disagree	0	0%	 <p>● Stron... ● Agree</p>
Choice	Number	Percentage																			
Strongly Agree	7	58.33%																			
Agree	5	41.67%																			
Uncertain	0	0%																			
Disagree	0	0%																			
Strongly Disagree	0	0%																			
8	The overall environment in the class was conducive to learning	<table border="1"> <thead> <tr> <th>Choice</th> <th>Number</th> <th>Percentage</th> </tr> </thead> <tbody> <tr> <td>Strongly Agree</td> <td>7</td> <td>58.33%</td> </tr> <tr> <td>Agree</td> <td>5</td> <td>41.67%</td> </tr> <tr> <td>Uncertain</td> <td>0</td> <td>0%</td> </tr> <tr> <td>Disagree</td> <td>0</td> <td>0%</td> </tr> <tr> <td>Strongly Disagree</td> <td>0</td> <td>0%</td> </tr> </tbody> </table>	Choice	Number	Percentage	Strongly Agree	7	58.33%	Agree	5	41.67%	Uncertain	0	0%	Disagree	0	0%	Strongly Disagree	0	0%	 <p>● Stron... ● Agree</p>
Choice	Number	Percentage																			
Strongly Agree	7	58.33%																			
Agree	5	41.67%																			
Uncertain	0	0%																			
Disagree	0	0%																			
Strongly Disagree	0	0%																			
9	Classrooms were satisfactory	<table border="1"> <thead> <tr> <th>Choice</th> <th>Number</th> <th>Percentage</th> </tr> </thead> <tbody> <tr> <td>Strongly Agree</td> <td>8</td> <td>66.67%</td> </tr> <tr> <td>Agree</td> <td>4</td> <td>33.33%</td> </tr> <tr> <td>Uncertain</td> <td>0</td> <td>0%</td> </tr> <tr> <td>Disagree</td> <td>0</td> <td>0%</td> </tr> <tr> <td>Strongly Disagree</td> <td>0</td> <td>0%</td> </tr> </tbody> </table>	Choice	Number	Percentage	Strongly Agree	8	66.67%	Agree	4	33.33%	Uncertain	0	0%	Disagree	0	0%	Strongly Disagree	0	0%	 <p>● Stron... ● Agree</p>
Choice	Number	Percentage																			
Strongly Agree	8	66.67%																			
Agree	4	33.33%																			
Uncertain	0	0%																			
Disagree	0	0%																			
Strongly Disagree	0	0%																			

10	Learning materials (Lesson Plans, Course Notes etc.) were relevant and useful	<table border="1"> <thead> <tr> <th>Choice</th> <th>Number</th> <th>Percentage</th> </tr> </thead> <tbody> <tr> <td>Strongly Agree</td> <td>6</td> <td>50%</td> </tr> <tr> <td>Agree</td> <td>6</td> <td>50%</td> </tr> <tr> <td>Uncertain</td> <td>0</td> <td>0%</td> </tr> <tr> <td>Disagree</td> <td>0</td> <td>0%</td> </tr> <tr> <td>Strongly Disagree</td> <td>0</td> <td>0%</td> </tr> </tbody> </table>	Choice	Number	Percentage	Strongly Agree	6	50%	Agree	6	50%	Uncertain	0	0%	Disagree	0	0%	Strongly Disagree	0	0%	 <p>● Stron... ● Agree</p>
Choice	Number	Percentage																			
Strongly Agree	6	50%																			
Agree	6	50%																			
Uncertain	0	0%																			
Disagree	0	0%																			
Strongly Disagree	0	0%																			
11	Recommended reading Books etc. were relevant and appropriate	<table border="1"> <thead> <tr> <th>Choice</th> <th>Number</th> <th>Percentage</th> </tr> </thead> <tbody> <tr> <td>Strongly Agree</td> <td>6</td> <td>50%</td> </tr> <tr> <td>Agree</td> <td>6</td> <td>50%</td> </tr> <tr> <td>Uncertain</td> <td>0</td> <td>0%</td> </tr> <tr> <td>Disagree</td> <td>0</td> <td>0%</td> </tr> <tr> <td>Strongly Disagree</td> <td>0</td> <td>0%</td> </tr> </tbody> </table>	Choice	Number	Percentage	Strongly Agree	6	50%	Agree	6	50%	Uncertain	0	0%	Disagree	0	0%	Strongly Disagree	0	0%	 <p>● Stron... ● Agree</p>
Choice	Number	Percentage																			
Strongly Agree	6	50%																			
Agree	6	50%																			
Uncertain	0	0%																			
Disagree	0	0%																			
Strongly Disagree	0	0%																			
12	The provision of learning resources in the library was adequate and appropriate	<table border="1"> <thead> <tr> <th>Choice</th> <th>Number</th> <th>Percentage</th> </tr> </thead> <tbody> <tr> <td>Strongly Agree</td> <td>6</td> <td>50%</td> </tr> <tr> <td>Agree</td> <td>6</td> <td>50%</td> </tr> <tr> <td>Uncertain</td> <td>0</td> <td>0%</td> </tr> <tr> <td>Disagree</td> <td>0</td> <td>0%</td> </tr> <tr> <td>Strongly Disagree</td> <td>0</td> <td>0%</td> </tr> </tbody> </table>	Choice	Number	Percentage	Strongly Agree	6	50%	Agree	6	50%	Uncertain	0	0%	Disagree	0	0%	Strongly Disagree	0	0%	 <p>● Stron... ● Agree</p>
Choice	Number	Percentage																			
Strongly Agree	6	50%																			
Agree	6	50%																			
Uncertain	0	0%																			
Disagree	0	0%																			
Strongly Disagree	0	0%																			
13	The provision of learning resources on the Web was adequate and appropriate ( if relevant)	<table border="1"> <thead> <tr> <th>Choice</th> <th>Number</th> <th>Percentage</th> </tr> </thead> <tbody> <tr> <td>Strongly Agree</td> <td>6</td> <td>50%</td> </tr> <tr> <td>Agree</td> <td>6</td> <td>50%</td> </tr> <tr> <td>Uncertain</td> <td>0</td> <td>0%</td> </tr> <tr> <td>Disagree</td> <td>0</td> <td>0%</td> </tr> <tr> <td>Strongly Disagree</td> <td>0</td> <td>0%</td> </tr> </tbody> </table>	Choice	Number	Percentage	Strongly Agree	6	50%	Agree	6	50%	Uncertain	0	0%	Disagree	0	0%	Strongly Disagree	0	0%	 <p>● Stron... ● Agree</p>
Choice	Number	Percentage																			
Strongly Agree	6	50%																			
Agree	6	50%																			
Uncertain	0	0%																			
Disagree	0	0%																			
Strongly Disagree	0	0%																			
14	The Course stimulated my interest and thought on the subject area	<table border="1"> <thead> <tr> <th>Choice</th> <th>Number</th> <th>Percentage</th> </tr> </thead> <tbody> <tr> <td>Strongly Agree</td> <td>9</td> <td>75%</td> </tr> <tr> <td>Agree</td> <td>3</td> <td>25%</td> </tr> <tr> <td>Uncertain</td> <td>0</td> <td>0%</td> </tr> <tr> <td>Disagree</td> <td>0</td> <td>0%</td> </tr> <tr> <td>Strongly Disagree</td> <td>0</td> <td>0%</td> </tr> </tbody> </table>	Choice	Number	Percentage	Strongly Agree	9	75%	Agree	3	25%	Uncertain	0	0%	Disagree	0	0%	Strongly Disagree	0	0%	 <p>● Stron... ● Agree</p>
Choice	Number	Percentage																			
Strongly Agree	9	75%																			
Agree	3	25%																			
Uncertain	0	0%																			
Disagree	0	0%																			
Strongly Disagree	0	0%																			

15	The pace of the Course was appropriate	<table border="1"> <thead> <tr> <th>Choice</th> <th>Number</th> <th>Percentage</th> </tr> </thead> <tbody> <tr> <td>Strongly Agree</td> <td>9</td> <td>75%</td> </tr> <tr> <td>Agree</td> <td>3</td> <td>25%</td> </tr> <tr> <td>Uncertain</td> <td>0</td> <td>0%</td> </tr> <tr> <td>Disagree</td> <td>0</td> <td>0%</td> </tr> <tr> <td>Strongly Disagree</td> <td>0</td> <td>0%</td> </tr> </tbody> </table>	Choice	Number	Percentage	Strongly Agree	9	75%	Agree	3	25%	Uncertain	0	0%	Disagree	0	0%	Strongly Disagree	0	0%	 <p>● Stron... ● Agree</p>
Choice	Number	Percentage																			
Strongly Agree	9	75%																			
Agree	3	25%																			
Uncertain	0	0%																			
Disagree	0	0%																			
Strongly Disagree	0	0%																			
16	Ideas and concepts were presented clearly	<table border="1"> <thead> <tr> <th>Choice</th> <th>Number</th> <th>Percentage</th> </tr> </thead> <tbody> <tr> <td>Strongly Agree</td> <td>9</td> <td>75%</td> </tr> <tr> <td>Agree</td> <td>3</td> <td>25%</td> </tr> <tr> <td>Uncertain</td> <td>0</td> <td>0%</td> </tr> <tr> <td>Disagree</td> <td>0</td> <td>0%</td> </tr> <tr> <td>Strongly Disagree</td> <td>0</td> <td>0%</td> </tr> </tbody> </table>	Choice	Number	Percentage	Strongly Agree	9	75%	Agree	3	25%	Uncertain	0	0%	Disagree	0	0%	Strongly Disagree	0	0%	 <p>● Stron... ● Agree</p>
Choice	Number	Percentage																			
Strongly Agree	9	75%																			
Agree	3	25%																			
Uncertain	0	0%																			
Disagree	0	0%																			
Strongly Disagree	0	0%																			
17	The method of assessment were reasonable	<table border="1"> <thead> <tr> <th>Choice</th> <th>Number</th> <th>Percentage</th> </tr> </thead> <tbody> <tr> <td>Strongly Agree</td> <td>7</td> <td>58.33%</td> </tr> <tr> <td>Agree</td> <td>5</td> <td>41.67%</td> </tr> <tr> <td>Uncertain</td> <td>0</td> <td>0%</td> </tr> <tr> <td>Disagree</td> <td>0</td> <td>0%</td> </tr> <tr> <td>Strongly Disagree</td> <td>0</td> <td>0%</td> </tr> </tbody> </table>	Choice	Number	Percentage	Strongly Agree	7	58.33%	Agree	5	41.67%	Uncertain	0	0%	Disagree	0	0%	Strongly Disagree	0	0%	 <p>● Stron... ● Agree</p>
Choice	Number	Percentage																			
Strongly Agree	7	58.33%																			
Agree	5	41.67%																			
Uncertain	0	0%																			
Disagree	0	0%																			
Strongly Disagree	0	0%																			
18	Feedback on assessment was timely	<table border="1"> <thead> <tr> <th>Choice</th> <th>Number</th> <th>Percentage</th> </tr> </thead> <tbody> <tr> <td>Strongly Agree</td> <td>7</td> <td>58.33%</td> </tr> <tr> <td>Agree</td> <td>5</td> <td>41.67%</td> </tr> <tr> <td>Uncertain</td> <td>0</td> <td>0%</td> </tr> <tr> <td>Disagree</td> <td>0</td> <td>0%</td> </tr> <tr> <td>Strongly Disagree</td> <td>0</td> <td>0%</td> </tr> </tbody> </table>	Choice	Number	Percentage	Strongly Agree	7	58.33%	Agree	5	41.67%	Uncertain	0	0%	Disagree	0	0%	Strongly Disagree	0	0%	 <p>● Stron... ● Agree</p>
Choice	Number	Percentage																			
Strongly Agree	7	58.33%																			
Agree	5	41.67%																			
Uncertain	0	0%																			
Disagree	0	0%																			
Strongly Disagree	0	0%																			
19	Feedback on assessment was helpful	<table border="1"> <thead> <tr> <th>Choice</th> <th>Number</th> <th>Percentage</th> </tr> </thead> <tbody> <tr> <td>Strongly Agree</td> <td>7</td> <td>58.33%</td> </tr> <tr> <td>Agree</td> <td>5</td> <td>41.67%</td> </tr> <tr> <td>Uncertain</td> <td>0</td> <td>0%</td> </tr> <tr> <td>Disagree</td> <td>0</td> <td>0%</td> </tr> <tr> <td>Strongly Disagree</td> <td>0</td> <td>0%</td> </tr> </tbody> </table>	Choice	Number	Percentage	Strongly Agree	7	58.33%	Agree	5	41.67%	Uncertain	0	0%	Disagree	0	0%	Strongly Disagree	0	0%	 <p>● Stron... ● Agree</p>
Choice	Number	Percentage																			
Strongly Agree	7	58.33%																			
Agree	5	41.67%																			
Uncertain	0	0%																			
Disagree	0	0%																			
Strongly Disagree	0	0%																			

20	I understood the lectures	<table border="1"> <thead> <tr> <th>Choice</th> <th>Number</th> <th>Percentage</th> </tr> </thead> <tbody> <tr> <td>Strongly Agree</td> <td>6</td> <td>50%</td> </tr> <tr> <td>Agree</td> <td>6</td> <td>50%</td> </tr> <tr> <td>Uncertain</td> <td>0</td> <td>0%</td> </tr> <tr> <td>Disagree</td> <td>0</td> <td>0%</td> </tr> <tr> <td>Strongly Disagree</td> <td>0</td> <td>0%</td> </tr> </tbody> </table>	Choice	Number	Percentage	Strongly Agree	6	50%	Agree	6	50%	Uncertain	0	0%	Disagree	0	0%	Strongly Disagree	0	0%	 <p>● Stron... ● Agree</p>
Choice	Number	Percentage																			
Strongly Agree	6	50%																			
Agree	6	50%																			
Uncertain	0	0%																			
Disagree	0	0%																			
Strongly Disagree	0	0%																			
21	The material was well organized and presented	<table border="1"> <thead> <tr> <th>Choice</th> <th>Number</th> <th>Percentage</th> </tr> </thead> <tbody> <tr> <td>Strongly Agree</td> <td>7</td> <td>58.33%</td> </tr> <tr> <td>Agree</td> <td>5</td> <td>41.67%</td> </tr> <tr> <td>Uncertain</td> <td>0</td> <td>0%</td> </tr> <tr> <td>Disagree</td> <td>0</td> <td>0%</td> </tr> <tr> <td>Strongly Disagree</td> <td>0</td> <td>0%</td> </tr> </tbody> </table>	Choice	Number	Percentage	Strongly Agree	7	58.33%	Agree	5	41.67%	Uncertain	0	0%	Disagree	0	0%	Strongly Disagree	0	0%	 <p>● Stron... ● Agree</p>
Choice	Number	Percentage																			
Strongly Agree	7	58.33%																			
Agree	5	41.67%																			
Uncertain	0	0%																			
Disagree	0	0%																			
Strongly Disagree	0	0%																			
22	The instructor was responsive to student needs and problems	<table border="1"> <thead> <tr> <th>Choice</th> <th>Number</th> <th>Percentage</th> </tr> </thead> <tbody> <tr> <td>Strongly Agree</td> <td>7</td> <td>58.33%</td> </tr> <tr> <td>Agree</td> <td>5</td> <td>41.67%</td> </tr> <tr> <td>Uncertain</td> <td>0</td> <td>0%</td> </tr> <tr> <td>Disagree</td> <td>0</td> <td>0%</td> </tr> <tr> <td>Strongly Disagree</td> <td>0</td> <td>0%</td> </tr> </tbody> </table>	Choice	Number	Percentage	Strongly Agree	7	58.33%	Agree	5	41.67%	Uncertain	0	0%	Disagree	0	0%	Strongly Disagree	0	0%	 <p>● Stron... ● Agree</p>
Choice	Number	Percentage																			
Strongly Agree	7	58.33%																			
Agree	5	41.67%																			
Uncertain	0	0%																			
Disagree	0	0%																			
Strongly Disagree	0	0%																			
23	Had the instructor been regular throughout the course	<table border="1"> <thead> <tr> <th>Choice</th> <th>Number</th> <th>Percentage</th> </tr> </thead> <tbody> <tr> <td>Strongly Agree</td> <td>6</td> <td>50%</td> </tr> <tr> <td>Agree</td> <td>6</td> <td>50%</td> </tr> <tr> <td>Uncertain</td> <td>0</td> <td>0%</td> </tr> <tr> <td>Disagree</td> <td>0</td> <td>0%</td> </tr> <tr> <td>Strongly Disagree</td> <td>0</td> <td>0%</td> </tr> </tbody> </table>	Choice	Number	Percentage	Strongly Agree	6	50%	Agree	6	50%	Uncertain	0	0%	Disagree	0	0%	Strongly Disagree	0	0%	 <p>● Stron... ● Agree</p>
Choice	Number	Percentage																			
Strongly Agree	6	50%																			
Agree	6	50%																			
Uncertain	0	0%																			
Disagree	0	0%																			
Strongly Disagree	0	0%																			
24	The material in the tutorials was useful	<table border="1"> <thead> <tr> <th>Choice</th> <th>Number</th> <th>Percentage</th> </tr> </thead> <tbody> <tr> <td>Strongly Agree</td> <td>6</td> <td>50%</td> </tr> <tr> <td>Agree</td> <td>6</td> <td>50%</td> </tr> <tr> <td>Uncertain</td> <td>0</td> <td>0%</td> </tr> <tr> <td>Disagree</td> <td>0</td> <td>0%</td> </tr> <tr> <td>Strongly Disagree</td> <td>0</td> <td>0%</td> </tr> </tbody> </table>	Choice	Number	Percentage	Strongly Agree	6	50%	Agree	6	50%	Uncertain	0	0%	Disagree	0	0%	Strongly Disagree	0	0%	 <p>● Stron... ● Agree</p>
Choice	Number	Percentage																			
Strongly Agree	6	50%																			
Agree	6	50%																			
Uncertain	0	0%																			
Disagree	0	0%																			
Strongly Disagree	0	0%																			

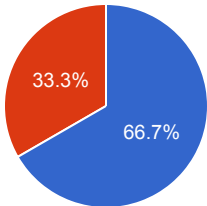
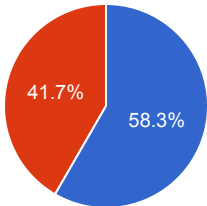
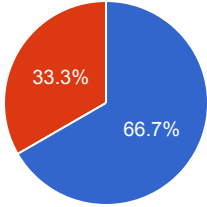
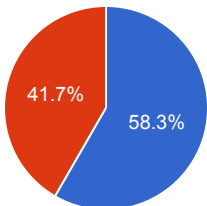
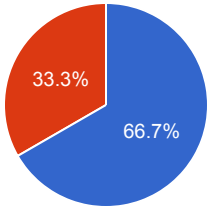


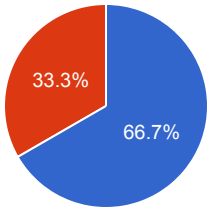
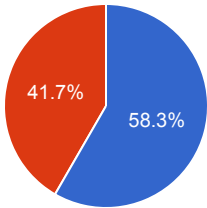
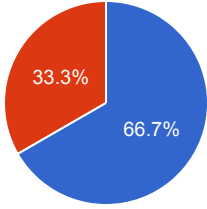
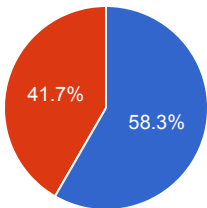
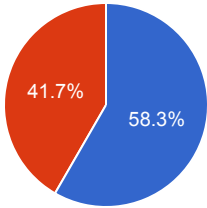
25	I was happy with the amount of work needed for tutorials	<table border="1"> <thead> <tr> <th>Choice</th> <th>Number</th> <th>Percentage</th> </tr> </thead> <tbody> <tr> <td>Strongly Agree</td> <td>6</td> <td>50%</td> </tr> <tr> <td>Agree</td> <td>5</td> <td>41.67%</td> </tr> <tr> <td>Uncertain</td> <td>1</td> <td>8.33%</td> </tr> <tr> <td>Disagree</td> <td>0</td> <td>0%</td> </tr> <tr> <td>Strongly Disagree</td> <td>0</td> <td>0%</td> </tr> </tbody> </table>	Choice	Number	Percentage	Strongly Agree	6	50%	Agree	5	41.67%	Uncertain	1	8.33%	Disagree	0	0%	Strongly Disagree	0	0%	<p>Legend: Strongly Agree (Blue), Agree (Red), Uncertain (Yellow)</p>
Choice	Number	Percentage																			
Strongly Agree	6	50%																			
Agree	5	41.67%																			
Uncertain	1	8.33%																			
Disagree	0	0%																			
Strongly Disagree	0	0%																			
26	The tutor dealt effectively with my problems	<table border="1"> <thead> <tr> <th>Choice</th> <th>Number</th> <th>Percentage</th> </tr> </thead> <tbody> <tr> <td>Strongly Agree</td> <td>8</td> <td>66.67%</td> </tr> <tr> <td>Agree</td> <td>4</td> <td>33.33%</td> </tr> <tr> <td>Uncertain</td> <td>0</td> <td>0%</td> </tr> <tr> <td>Disagree</td> <td>0</td> <td>0%</td> </tr> <tr> <td>Strongly Disagree</td> <td>0</td> <td>0%</td> </tr> </tbody> </table>	Choice	Number	Percentage	Strongly Agree	8	66.67%	Agree	4	33.33%	Uncertain	0	0%	Disagree	0	0%	Strongly Disagree	0	0%	<p>Legend: Strongly Agree (Blue), Agree (Red)</p>
Choice	Number	Percentage																			
Strongly Agree	8	66.67%																			
Agree	4	33.33%																			
Uncertain	0	0%																			
Disagree	0	0%																			
Strongly Disagree	0	0%																			
27	The material in the practicals was useful	<table border="1"> <thead> <tr> <th>Choice</th> <th>Number</th> <th>Percentage</th> </tr> </thead> <tbody> <tr> <td>Strongly Agree</td> <td>6</td> <td>50%</td> </tr> <tr> <td>Agree</td> <td>6</td> <td>50%</td> </tr> <tr> <td>Uncertain</td> <td>0</td> <td>0%</td> </tr> <tr> <td>Disagree</td> <td>0</td> <td>0%</td> </tr> <tr> <td>Strongly Disagree</td> <td>0</td> <td>0%</td> </tr> </tbody> </table>	Choice	Number	Percentage	Strongly Agree	6	50%	Agree	6	50%	Uncertain	0	0%	Disagree	0	0%	Strongly Disagree	0	0%	<p>Legend: Strongly Agree (Blue), Agree (Red)</p>
Choice	Number	Percentage																			
Strongly Agree	6	50%																			
Agree	6	50%																			
Uncertain	0	0%																			
Disagree	0	0%																			
Strongly Disagree	0	0%																			
28	The demonstrators dealt effectively with my problems	<table border="1"> <thead> <tr> <th>Choice</th> <th>Number</th> <th>Percentage</th> </tr> </thead> <tbody> <tr> <td>Strongly Agree</td> <td>6</td> <td>50%</td> </tr> <tr> <td>Agree</td> <td>6</td> <td>50%</td> </tr> <tr> <td>Uncertain</td> <td>0</td> <td>0%</td> </tr> <tr> <td>Disagree</td> <td>0</td> <td>0%</td> </tr> <tr> <td>Strongly Disagree</td> <td>0</td> <td>0%</td> </tr> </tbody> </table>	Choice	Number	Percentage	Strongly Agree	6	50%	Agree	6	50%	Uncertain	0	0%	Disagree	0	0%	Strongly Disagree	0	0%	<p>Legend: Strongly Agree (Blue), Agree (Red)</p>
Choice	Number	Percentage																			
Strongly Agree	6	50%																			
Agree	6	50%																			
Uncertain	0	0%																			
Disagree	0	0%																			
Strongly Disagree	0	0%																			
29	The best features of the Course were	<p>yes yes course before mid term excellent Good EXCELLENT yes yes all of course has done satisfactory. before final term course of mid term course before mid term</p>																			

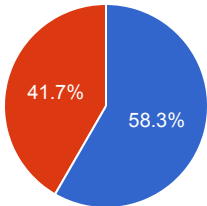
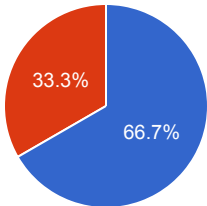
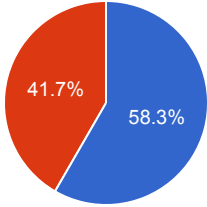
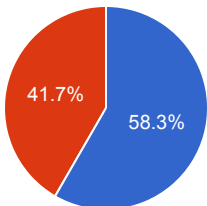
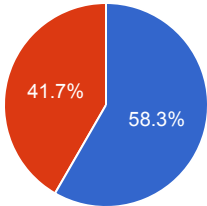
30	The Course could have been improved by	agree agree taking tests and assignment good GOOD EXCELLENT yes yes by the course coordinator. by increasing semester time by taking tests and assignments taking more assignments and tests
31	The University does not tolerate discrimination on any irrelevant distinction (e.g. race, age, gender) and is committed to work with diversity in a wholly positive way. Please indicate below anything in relation to this Course which may run counter to this objective	yes agree  Nil Nil NIL yes yes nothing i agree yes i agree

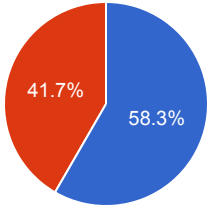
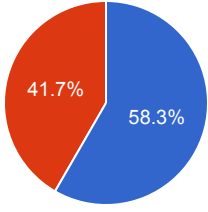
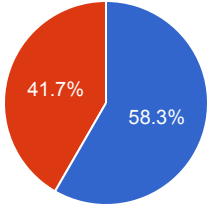
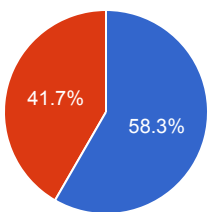
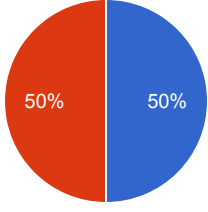
# Course Evaluation - Program: 0264

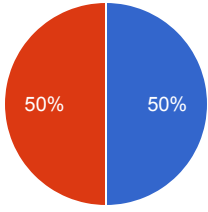
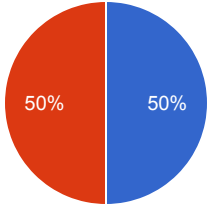
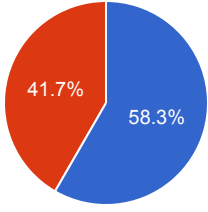
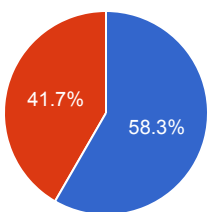
Teacher Name: MUHAMMAD BILAL QASIM		Course ID: MLT-102 Course Title: Human Physiology - I		Session: 2017 Fall																			
Shift: Morning -- Section:		Total Strength: 19		Attempted: 12																			
S.No	Question	Opinions			Chart																		
1	The course objectives were clear	<table border="1"> <thead> <tr> <th>Choice</th> <th>Number</th> <th>Percentage</th> </tr> </thead> <tbody> <tr> <td>Strongly Agree</td> <td>8</td> <td>66.67%</td> </tr> <tr> <td>Agree</td> <td>4</td> <td>33.33%</td> </tr> <tr> <td>Uncertain</td> <td>0</td> <td>0%</td> </tr> <tr> <td>Disagree</td> <td>0</td> <td>0%</td> </tr> <tr> <td>Strongly Disagree</td> <td>0</td> <td>0%</td> </tr> </tbody> </table>	Choice	Number	Percentage	Strongly Agree	8	66.67%	Agree	4	33.33%	Uncertain	0	0%	Disagree	0	0%	Strongly Disagree	0	0%	<p>A pie chart with two segments: a blue segment representing 66.7% (Strongly Agree) and a red segment representing 33.3% (Agree). A legend to the right shows a blue circle for 'Stron...' and a red circle for 'Agree'.</p>		
Choice	Number	Percentage																					
Strongly Agree	8	66.67%																					
Agree	4	33.33%																					
Uncertain	0	0%																					
Disagree	0	0%																					
Strongly Disagree	0	0%																					
2	The Course workload was manageable	<table border="1"> <thead> <tr> <th>Choice</th> <th>Number</th> <th>Percentage</th> </tr> </thead> <tbody> <tr> <td>Strongly Agree</td> <td>8</td> <td>66.67%</td> </tr> <tr> <td>Agree</td> <td>4</td> <td>33.33%</td> </tr> <tr> <td>Uncertain</td> <td>0</td> <td>0%</td> </tr> <tr> <td>Disagree</td> <td>0</td> <td>0%</td> </tr> <tr> <td>Strongly Disagree</td> <td>0</td> <td>0%</td> </tr> </tbody> </table>	Choice	Number	Percentage	Strongly Agree	8	66.67%	Agree	4	33.33%	Uncertain	0	0%	Disagree	0	0%	Strongly Disagree	0	0%	<p>A pie chart with two segments: a blue segment representing 66.7% (Strongly Agree) and a red segment representing 33.3% (Agree). A legend to the right shows a blue circle for 'Stron...' and a red circle for 'Agree'.</p>		
Choice	Number	Percentage																					
Strongly Agree	8	66.67%																					
Agree	4	33.33%																					
Uncertain	0	0%																					
Disagree	0	0%																					
Strongly Disagree	0	0%																					
3	The Course was well organized (e.g. timely access to materials, notification of changes, etc.)	<table border="1"> <thead> <tr> <th>Choice</th> <th>Number</th> <th>Percentage</th> </tr> </thead> <tbody> <tr> <td>Strongly Agree</td> <td>8</td> <td>66.67%</td> </tr> <tr> <td>Agree</td> <td>4</td> <td>33.33%</td> </tr> <tr> <td>Uncertain</td> <td>0</td> <td>0%</td> </tr> <tr> <td>Disagree</td> <td>0</td> <td>0%</td> </tr> <tr> <td>Strongly Disagree</td> <td>0</td> <td>0%</td> </tr> </tbody> </table>	Choice	Number	Percentage	Strongly Agree	8	66.67%	Agree	4	33.33%	Uncertain	0	0%	Disagree	0	0%	Strongly Disagree	0	0%	<p>A pie chart with two segments: a blue segment representing 66.7% (Strongly Agree) and a red segment representing 33.3% (Agree). A legend to the right shows a blue circle for 'Stron...' and a red circle for 'Agree'.</p>		
Choice	Number	Percentage																					
Strongly Agree	8	66.67%																					
Agree	4	33.33%																					
Uncertain	0	0%																					
Disagree	0	0%																					
Strongly Disagree	0	0%																					
4	I participated actively in the Course	<table border="1"> <thead> <tr> <th>Choice</th> <th>Number</th> <th>Percentage</th> </tr> </thead> <tbody> <tr> <td>Strongly Agree</td> <td>8</td> <td>66.67%</td> </tr> <tr> <td>Agree</td> <td>4</td> <td>33.33%</td> </tr> <tr> <td>Uncertain</td> <td>0</td> <td>0%</td> </tr> <tr> <td>Disagree</td> <td>0</td> <td>0%</td> </tr> <tr> <td>Strongly Disagree</td> <td>0</td> <td>0%</td> </tr> </tbody> </table>	Choice	Number	Percentage	Strongly Agree	8	66.67%	Agree	4	33.33%	Uncertain	0	0%	Disagree	0	0%	Strongly Disagree	0	0%	<p>A pie chart with two segments: a blue segment representing 66.7% (Strongly Agree) and a red segment representing 33.3% (Agree). A legend to the right shows a blue circle for 'Stron...' and a red circle for 'Agree'.</p>		
Choice	Number	Percentage																					
Strongly Agree	8	66.67%																					
Agree	4	33.33%																					
Uncertain	0	0%																					
Disagree	0	0%																					
Strongly Disagree	0	0%																					

5	I think I have made progress in this Course	<table border="1"> <thead> <tr> <th>Choice</th> <th>Number</th> <th>Percentage</th> </tr> </thead> <tbody> <tr> <td>Strongly Agree</td> <td>8</td> <td>66.67%</td> </tr> <tr> <td>Agree</td> <td>4</td> <td>33.33%</td> </tr> <tr> <td>Uncertain</td> <td>0</td> <td>0%</td> </tr> <tr> <td>Disagree</td> <td>0</td> <td>0%</td> </tr> <tr> <td>Strongly Disagree</td> <td>0</td> <td>0%</td> </tr> </tbody> </table>	Choice	Number	Percentage	Strongly Agree	8	66.67%	Agree	4	33.33%	Uncertain	0	0%	Disagree	0	0%	Strongly Disagree	0	0%	 <p>● Stron... ● Agree</p>
Choice	Number	Percentage																			
Strongly Agree	8	66.67%																			
Agree	4	33.33%																			
Uncertain	0	0%																			
Disagree	0	0%																			
Strongly Disagree	0	0%																			
6	I think the Course was well structured to achieve the learning outcomes (there was a good balance of lectures, tutorials, practical etc.)	<table border="1"> <thead> <tr> <th>Choice</th> <th>Number</th> <th>Percentage</th> </tr> </thead> <tbody> <tr> <td>Strongly Agree</td> <td>7</td> <td>58.33%</td> </tr> <tr> <td>Agree</td> <td>5</td> <td>41.67%</td> </tr> <tr> <td>Uncertain</td> <td>0</td> <td>0%</td> </tr> <tr> <td>Disagree</td> <td>0</td> <td>0%</td> </tr> <tr> <td>Strongly Disagree</td> <td>0</td> <td>0%</td> </tr> </tbody> </table>	Choice	Number	Percentage	Strongly Agree	7	58.33%	Agree	5	41.67%	Uncertain	0	0%	Disagree	0	0%	Strongly Disagree	0	0%	 <p>● Stron... ● Agree</p>
Choice	Number	Percentage																			
Strongly Agree	7	58.33%																			
Agree	5	41.67%																			
Uncertain	0	0%																			
Disagree	0	0%																			
Strongly Disagree	0	0%																			
7	The learning and teaching methods encouraged participation	<table border="1"> <thead> <tr> <th>Choice</th> <th>Number</th> <th>Percentage</th> </tr> </thead> <tbody> <tr> <td>Strongly Agree</td> <td>8</td> <td>66.67%</td> </tr> <tr> <td>Agree</td> <td>4</td> <td>33.33%</td> </tr> <tr> <td>Uncertain</td> <td>0</td> <td>0%</td> </tr> <tr> <td>Disagree</td> <td>0</td> <td>0%</td> </tr> <tr> <td>Strongly Disagree</td> <td>0</td> <td>0%</td> </tr> </tbody> </table>	Choice	Number	Percentage	Strongly Agree	8	66.67%	Agree	4	33.33%	Uncertain	0	0%	Disagree	0	0%	Strongly Disagree	0	0%	 <p>● Stron... ● Agree</p>
Choice	Number	Percentage																			
Strongly Agree	8	66.67%																			
Agree	4	33.33%																			
Uncertain	0	0%																			
Disagree	0	0%																			
Strongly Disagree	0	0%																			
8	The overall environment in the class was conducive to learning	<table border="1"> <thead> <tr> <th>Choice</th> <th>Number</th> <th>Percentage</th> </tr> </thead> <tbody> <tr> <td>Strongly Agree</td> <td>7</td> <td>58.33%</td> </tr> <tr> <td>Agree</td> <td>5</td> <td>41.67%</td> </tr> <tr> <td>Uncertain</td> <td>0</td> <td>0%</td> </tr> <tr> <td>Disagree</td> <td>0</td> <td>0%</td> </tr> <tr> <td>Strongly Disagree</td> <td>0</td> <td>0%</td> </tr> </tbody> </table>	Choice	Number	Percentage	Strongly Agree	7	58.33%	Agree	5	41.67%	Uncertain	0	0%	Disagree	0	0%	Strongly Disagree	0	0%	 <p>● Stron... ● Agree</p>
Choice	Number	Percentage																			
Strongly Agree	7	58.33%																			
Agree	5	41.67%																			
Uncertain	0	0%																			
Disagree	0	0%																			
Strongly Disagree	0	0%																			
9	Classrooms were satisfactory	<table border="1"> <thead> <tr> <th>Choice</th> <th>Number</th> <th>Percentage</th> </tr> </thead> <tbody> <tr> <td>Strongly Agree</td> <td>8</td> <td>66.67%</td> </tr> <tr> <td>Agree</td> <td>4</td> <td>33.33%</td> </tr> <tr> <td>Uncertain</td> <td>0</td> <td>0%</td> </tr> <tr> <td>Disagree</td> <td>0</td> <td>0%</td> </tr> <tr> <td>Strongly Disagree</td> <td>0</td> <td>0%</td> </tr> </tbody> </table>	Choice	Number	Percentage	Strongly Agree	8	66.67%	Agree	4	33.33%	Uncertain	0	0%	Disagree	0	0%	Strongly Disagree	0	0%	 <p>● Stron... ● Agree</p>
Choice	Number	Percentage																			
Strongly Agree	8	66.67%																			
Agree	4	33.33%																			
Uncertain	0	0%																			
Disagree	0	0%																			
Strongly Disagree	0	0%																			

10	Learning materials (Lesson Plans, Course Notes etc.) were relevant and useful	<table border="1"> <thead> <tr> <th>Choice</th> <th>Number</th> <th>Percentage</th> </tr> </thead> <tbody> <tr> <td>Strongly Agree</td> <td>8</td> <td>66.67%</td> </tr> <tr> <td>Agree</td> <td>4</td> <td>33.33%</td> </tr> <tr> <td>Uncertain</td> <td>0</td> <td>0%</td> </tr> <tr> <td>Disagree</td> <td>0</td> <td>0%</td> </tr> <tr> <td>Strongly Disagree</td> <td>0</td> <td>0%</td> </tr> </tbody> </table>	Choice	Number	Percentage	Strongly Agree	8	66.67%	Agree	4	33.33%	Uncertain	0	0%	Disagree	0	0%	Strongly Disagree	0	0%	 <p>● Stron... ● Agree</p>
Choice	Number	Percentage																			
Strongly Agree	8	66.67%																			
Agree	4	33.33%																			
Uncertain	0	0%																			
Disagree	0	0%																			
Strongly Disagree	0	0%																			
11	Recommended reading Books etc. were relevant and appropriate	<table border="1"> <thead> <tr> <th>Choice</th> <th>Number</th> <th>Percentage</th> </tr> </thead> <tbody> <tr> <td>Strongly Agree</td> <td>7</td> <td>58.33%</td> </tr> <tr> <td>Agree</td> <td>5</td> <td>41.67%</td> </tr> <tr> <td>Uncertain</td> <td>0</td> <td>0%</td> </tr> <tr> <td>Disagree</td> <td>0</td> <td>0%</td> </tr> <tr> <td>Strongly Disagree</td> <td>0</td> <td>0%</td> </tr> </tbody> </table>	Choice	Number	Percentage	Strongly Agree	7	58.33%	Agree	5	41.67%	Uncertain	0	0%	Disagree	0	0%	Strongly Disagree	0	0%	 <p>● Stron... ● Agree</p>
Choice	Number	Percentage																			
Strongly Agree	7	58.33%																			
Agree	5	41.67%																			
Uncertain	0	0%																			
Disagree	0	0%																			
Strongly Disagree	0	0%																			
12	The provision of learning resources in the library was adequate and appropriate	<table border="1"> <thead> <tr> <th>Choice</th> <th>Number</th> <th>Percentage</th> </tr> </thead> <tbody> <tr> <td>Strongly Agree</td> <td>8</td> <td>66.67%</td> </tr> <tr> <td>Agree</td> <td>4</td> <td>33.33%</td> </tr> <tr> <td>Uncertain</td> <td>0</td> <td>0%</td> </tr> <tr> <td>Disagree</td> <td>0</td> <td>0%</td> </tr> <tr> <td>Strongly Disagree</td> <td>0</td> <td>0%</td> </tr> </tbody> </table>	Choice	Number	Percentage	Strongly Agree	8	66.67%	Agree	4	33.33%	Uncertain	0	0%	Disagree	0	0%	Strongly Disagree	0	0%	 <p>● Stron... ● Agree</p>
Choice	Number	Percentage																			
Strongly Agree	8	66.67%																			
Agree	4	33.33%																			
Uncertain	0	0%																			
Disagree	0	0%																			
Strongly Disagree	0	0%																			
13	The provision of learning resources on the Web was adequate and appropriate ( if relevant)	<table border="1"> <thead> <tr> <th>Choice</th> <th>Number</th> <th>Percentage</th> </tr> </thead> <tbody> <tr> <td>Strongly Agree</td> <td>7</td> <td>58.33%</td> </tr> <tr> <td>Agree</td> <td>5</td> <td>41.67%</td> </tr> <tr> <td>Uncertain</td> <td>0</td> <td>0%</td> </tr> <tr> <td>Disagree</td> <td>0</td> <td>0%</td> </tr> <tr> <td>Strongly Disagree</td> <td>0</td> <td>0%</td> </tr> </tbody> </table>	Choice	Number	Percentage	Strongly Agree	7	58.33%	Agree	5	41.67%	Uncertain	0	0%	Disagree	0	0%	Strongly Disagree	0	0%	 <p>● Stron... ● Agree</p>
Choice	Number	Percentage																			
Strongly Agree	7	58.33%																			
Agree	5	41.67%																			
Uncertain	0	0%																			
Disagree	0	0%																			
Strongly Disagree	0	0%																			
14	The Course stimulated my interest and thought on the subject area	<table border="1"> <thead> <tr> <th>Choice</th> <th>Number</th> <th>Percentage</th> </tr> </thead> <tbody> <tr> <td>Strongly Agree</td> <td>7</td> <td>58.33%</td> </tr> <tr> <td>Agree</td> <td>5</td> <td>41.67%</td> </tr> <tr> <td>Uncertain</td> <td>0</td> <td>0%</td> </tr> <tr> <td>Disagree</td> <td>0</td> <td>0%</td> </tr> <tr> <td>Strongly Disagree</td> <td>0</td> <td>0%</td> </tr> </tbody> </table>	Choice	Number	Percentage	Strongly Agree	7	58.33%	Agree	5	41.67%	Uncertain	0	0%	Disagree	0	0%	Strongly Disagree	0	0%	 <p>● Stron... ● Agree</p>
Choice	Number	Percentage																			
Strongly Agree	7	58.33%																			
Agree	5	41.67%																			
Uncertain	0	0%																			
Disagree	0	0%																			
Strongly Disagree	0	0%																			

15	The pace of the Course was appropriate	<table border="1"> <thead> <tr> <th>Choice</th> <th>Number</th> <th>Percentage</th> </tr> </thead> <tbody> <tr> <td>Strongly Agree</td> <td>7</td> <td>58.33%</td> </tr> <tr> <td>Agree</td> <td>5</td> <td>41.67%</td> </tr> <tr> <td>Uncertain</td> <td>0</td> <td>0%</td> </tr> <tr> <td>Disagree</td> <td>0</td> <td>0%</td> </tr> <tr> <td>Strongly Disagree</td> <td>0</td> <td>0%</td> </tr> </tbody> </table>	Choice	Number	Percentage	Strongly Agree	7	58.33%	Agree	5	41.67%	Uncertain	0	0%	Disagree	0	0%	Strongly Disagree	0	0%	 <p>● Stron... ● Agree</p>
Choice	Number	Percentage																			
Strongly Agree	7	58.33%																			
Agree	5	41.67%																			
Uncertain	0	0%																			
Disagree	0	0%																			
Strongly Disagree	0	0%																			
16	Ideas and concepts were presented clearly	<table border="1"> <thead> <tr> <th>Choice</th> <th>Number</th> <th>Percentage</th> </tr> </thead> <tbody> <tr> <td>Strongly Agree</td> <td>8</td> <td>66.67%</td> </tr> <tr> <td>Agree</td> <td>4</td> <td>33.33%</td> </tr> <tr> <td>Uncertain</td> <td>0</td> <td>0%</td> </tr> <tr> <td>Disagree</td> <td>0</td> <td>0%</td> </tr> <tr> <td>Strongly Disagree</td> <td>0</td> <td>0%</td> </tr> </tbody> </table>	Choice	Number	Percentage	Strongly Agree	8	66.67%	Agree	4	33.33%	Uncertain	0	0%	Disagree	0	0%	Strongly Disagree	0	0%	 <p>● Stron... ● Agree</p>
Choice	Number	Percentage																			
Strongly Agree	8	66.67%																			
Agree	4	33.33%																			
Uncertain	0	0%																			
Disagree	0	0%																			
Strongly Disagree	0	0%																			
17	The method of assessment were reasonable	<table border="1"> <thead> <tr> <th>Choice</th> <th>Number</th> <th>Percentage</th> </tr> </thead> <tbody> <tr> <td>Strongly Agree</td> <td>7</td> <td>58.33%</td> </tr> <tr> <td>Agree</td> <td>5</td> <td>41.67%</td> </tr> <tr> <td>Uncertain</td> <td>0</td> <td>0%</td> </tr> <tr> <td>Disagree</td> <td>0</td> <td>0%</td> </tr> <tr> <td>Strongly Disagree</td> <td>0</td> <td>0%</td> </tr> </tbody> </table>	Choice	Number	Percentage	Strongly Agree	7	58.33%	Agree	5	41.67%	Uncertain	0	0%	Disagree	0	0%	Strongly Disagree	0	0%	 <p>● Stron... ● Agree</p>
Choice	Number	Percentage																			
Strongly Agree	7	58.33%																			
Agree	5	41.67%																			
Uncertain	0	0%																			
Disagree	0	0%																			
Strongly Disagree	0	0%																			
18	Feedback on assessment was timely	<table border="1"> <thead> <tr> <th>Choice</th> <th>Number</th> <th>Percentage</th> </tr> </thead> <tbody> <tr> <td>Strongly Agree</td> <td>7</td> <td>58.33%</td> </tr> <tr> <td>Agree</td> <td>5</td> <td>41.67%</td> </tr> <tr> <td>Uncertain</td> <td>0</td> <td>0%</td> </tr> <tr> <td>Disagree</td> <td>0</td> <td>0%</td> </tr> <tr> <td>Strongly Disagree</td> <td>0</td> <td>0%</td> </tr> </tbody> </table>	Choice	Number	Percentage	Strongly Agree	7	58.33%	Agree	5	41.67%	Uncertain	0	0%	Disagree	0	0%	Strongly Disagree	0	0%	 <p>● Stron... ● Agree</p>
Choice	Number	Percentage																			
Strongly Agree	7	58.33%																			
Agree	5	41.67%																			
Uncertain	0	0%																			
Disagree	0	0%																			
Strongly Disagree	0	0%																			
19	Feedback on assessment was helpful	<table border="1"> <thead> <tr> <th>Choice</th> <th>Number</th> <th>Percentage</th> </tr> </thead> <tbody> <tr> <td>Strongly Agree</td> <td>7</td> <td>58.33%</td> </tr> <tr> <td>Agree</td> <td>5</td> <td>41.67%</td> </tr> <tr> <td>Uncertain</td> <td>0</td> <td>0%</td> </tr> <tr> <td>Disagree</td> <td>0</td> <td>0%</td> </tr> <tr> <td>Strongly Disagree</td> <td>0</td> <td>0%</td> </tr> </tbody> </table>	Choice	Number	Percentage	Strongly Agree	7	58.33%	Agree	5	41.67%	Uncertain	0	0%	Disagree	0	0%	Strongly Disagree	0	0%	 <p>● Stron... ● Agree</p>
Choice	Number	Percentage																			
Strongly Agree	7	58.33%																			
Agree	5	41.67%																			
Uncertain	0	0%																			
Disagree	0	0%																			
Strongly Disagree	0	0%																			

20	I understood the lectures	<table border="1"> <thead> <tr> <th>Choice</th> <th>Number</th> <th>Percentage</th> </tr> </thead> <tbody> <tr> <td>Strongly Agree</td> <td>7</td> <td>58.33%</td> </tr> <tr> <td>Agree</td> <td>5</td> <td>41.67%</td> </tr> <tr> <td>Uncertain</td> <td>0</td> <td>0%</td> </tr> <tr> <td>Disagree</td> <td>0</td> <td>0%</td> </tr> <tr> <td>Strongly Disagree</td> <td>0</td> <td>0%</td> </tr> </tbody> </table>	Choice	Number	Percentage	Strongly Agree	7	58.33%	Agree	5	41.67%	Uncertain	0	0%	Disagree	0	0%	Strongly Disagree	0	0%	 <p>● Stron... ● Agree</p>
Choice	Number	Percentage																			
Strongly Agree	7	58.33%																			
Agree	5	41.67%																			
Uncertain	0	0%																			
Disagree	0	0%																			
Strongly Disagree	0	0%																			
21	The material was well organized and presented	<table border="1"> <thead> <tr> <th>Choice</th> <th>Number</th> <th>Percentage</th> </tr> </thead> <tbody> <tr> <td>Strongly Agree</td> <td>7</td> <td>58.33%</td> </tr> <tr> <td>Agree</td> <td>5</td> <td>41.67%</td> </tr> <tr> <td>Uncertain</td> <td>0</td> <td>0%</td> </tr> <tr> <td>Disagree</td> <td>0</td> <td>0%</td> </tr> <tr> <td>Strongly Disagree</td> <td>0</td> <td>0%</td> </tr> </tbody> </table>	Choice	Number	Percentage	Strongly Agree	7	58.33%	Agree	5	41.67%	Uncertain	0	0%	Disagree	0	0%	Strongly Disagree	0	0%	 <p>● Stron... ● Agree</p>
Choice	Number	Percentage																			
Strongly Agree	7	58.33%																			
Agree	5	41.67%																			
Uncertain	0	0%																			
Disagree	0	0%																			
Strongly Disagree	0	0%																			
22	The instructor was responsive to student needs and problems	<table border="1"> <thead> <tr> <th>Choice</th> <th>Number</th> <th>Percentage</th> </tr> </thead> <tbody> <tr> <td>Strongly Agree</td> <td>7</td> <td>58.33%</td> </tr> <tr> <td>Agree</td> <td>5</td> <td>41.67%</td> </tr> <tr> <td>Uncertain</td> <td>0</td> <td>0%</td> </tr> <tr> <td>Disagree</td> <td>0</td> <td>0%</td> </tr> <tr> <td>Strongly Disagree</td> <td>0</td> <td>0%</td> </tr> </tbody> </table>	Choice	Number	Percentage	Strongly Agree	7	58.33%	Agree	5	41.67%	Uncertain	0	0%	Disagree	0	0%	Strongly Disagree	0	0%	 <p>● Stron... ● Agree</p>
Choice	Number	Percentage																			
Strongly Agree	7	58.33%																			
Agree	5	41.67%																			
Uncertain	0	0%																			
Disagree	0	0%																			
Strongly Disagree	0	0%																			
23	Had the instructor been regular throughout the course	<table border="1"> <thead> <tr> <th>Choice</th> <th>Number</th> <th>Percentage</th> </tr> </thead> <tbody> <tr> <td>Strongly Agree</td> <td>7</td> <td>58.33%</td> </tr> <tr> <td>Agree</td> <td>5</td> <td>41.67%</td> </tr> <tr> <td>Uncertain</td> <td>0</td> <td>0%</td> </tr> <tr> <td>Disagree</td> <td>0</td> <td>0%</td> </tr> <tr> <td>Strongly Disagree</td> <td>0</td> <td>0%</td> </tr> </tbody> </table>	Choice	Number	Percentage	Strongly Agree	7	58.33%	Agree	5	41.67%	Uncertain	0	0%	Disagree	0	0%	Strongly Disagree	0	0%	 <p>● Stron... ● Agree</p>
Choice	Number	Percentage																			
Strongly Agree	7	58.33%																			
Agree	5	41.67%																			
Uncertain	0	0%																			
Disagree	0	0%																			
Strongly Disagree	0	0%																			
24	The material in the tutorials was useful	<table border="1"> <thead> <tr> <th>Choice</th> <th>Number</th> <th>Percentage</th> </tr> </thead> <tbody> <tr> <td>Strongly Agree</td> <td>6</td> <td>50%</td> </tr> <tr> <td>Agree</td> <td>6</td> <td>50%</td> </tr> <tr> <td>Uncertain</td> <td>0</td> <td>0%</td> </tr> <tr> <td>Disagree</td> <td>0</td> <td>0%</td> </tr> <tr> <td>Strongly Disagree</td> <td>0</td> <td>0%</td> </tr> </tbody> </table>	Choice	Number	Percentage	Strongly Agree	6	50%	Agree	6	50%	Uncertain	0	0%	Disagree	0	0%	Strongly Disagree	0	0%	 <p>● Stron... ● Agree</p>
Choice	Number	Percentage																			
Strongly Agree	6	50%																			
Agree	6	50%																			
Uncertain	0	0%																			
Disagree	0	0%																			
Strongly Disagree	0	0%																			

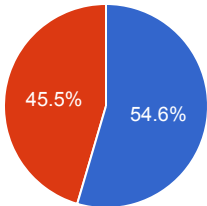
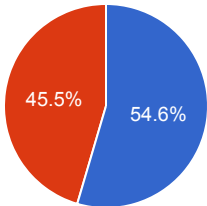
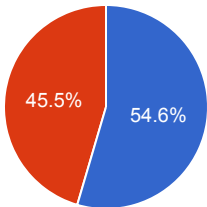
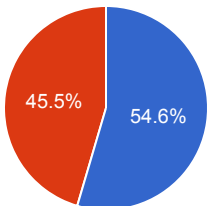
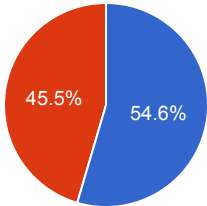
25	I was happy with the amount of work needed for tutorials	<table border="1"> <thead> <tr> <th>Choice</th> <th>Number</th> <th>Percentage</th> </tr> </thead> <tbody> <tr> <td>Strongly Agree</td> <td>6</td> <td>50%</td> </tr> <tr> <td>Agree</td> <td>6</td> <td>50%</td> </tr> <tr> <td>Uncertain</td> <td>0</td> <td>0%</td> </tr> <tr> <td>Disagree</td> <td>0</td> <td>0%</td> </tr> <tr> <td>Strongly Disagree</td> <td>0</td> <td>0%</td> </tr> </tbody> </table>	Choice	Number	Percentage	Strongly Agree	6	50%	Agree	6	50%	Uncertain	0	0%	Disagree	0	0%	Strongly Disagree	0	0%	 <p>● Stron... ● Agree</p>
Choice	Number	Percentage																			
Strongly Agree	6	50%																			
Agree	6	50%																			
Uncertain	0	0%																			
Disagree	0	0%																			
Strongly Disagree	0	0%																			
26	The tutor dealt effectively with my problems	<table border="1"> <thead> <tr> <th>Choice</th> <th>Number</th> <th>Percentage</th> </tr> </thead> <tbody> <tr> <td>Strongly Agree</td> <td>6</td> <td>50%</td> </tr> <tr> <td>Agree</td> <td>6</td> <td>50%</td> </tr> <tr> <td>Uncertain</td> <td>0</td> <td>0%</td> </tr> <tr> <td>Disagree</td> <td>0</td> <td>0%</td> </tr> <tr> <td>Strongly Disagree</td> <td>0</td> <td>0%</td> </tr> </tbody> </table>	Choice	Number	Percentage	Strongly Agree	6	50%	Agree	6	50%	Uncertain	0	0%	Disagree	0	0%	Strongly Disagree	0	0%	 <p>● Stron... ● Agree</p>
Choice	Number	Percentage																			
Strongly Agree	6	50%																			
Agree	6	50%																			
Uncertain	0	0%																			
Disagree	0	0%																			
Strongly Disagree	0	0%																			
27	The material in the practicals was useful	<table border="1"> <thead> <tr> <th>Choice</th> <th>Number</th> <th>Percentage</th> </tr> </thead> <tbody> <tr> <td>Strongly Agree</td> <td>7</td> <td>58.33%</td> </tr> <tr> <td>Agree</td> <td>5</td> <td>41.67%</td> </tr> <tr> <td>Uncertain</td> <td>0</td> <td>0%</td> </tr> <tr> <td>Disagree</td> <td>0</td> <td>0%</td> </tr> <tr> <td>Strongly Disagree</td> <td>0</td> <td>0%</td> </tr> </tbody> </table>	Choice	Number	Percentage	Strongly Agree	7	58.33%	Agree	5	41.67%	Uncertain	0	0%	Disagree	0	0%	Strongly Disagree	0	0%	 <p>● Stron... ● Agree</p>
Choice	Number	Percentage																			
Strongly Agree	7	58.33%																			
Agree	5	41.67%																			
Uncertain	0	0%																			
Disagree	0	0%																			
Strongly Disagree	0	0%																			
28	The demonstrators dealt effectively with my problems	<table border="1"> <thead> <tr> <th>Choice</th> <th>Number</th> <th>Percentage</th> </tr> </thead> <tbody> <tr> <td>Strongly Agree</td> <td>7</td> <td>58.33%</td> </tr> <tr> <td>Agree</td> <td>5</td> <td>41.67%</td> </tr> <tr> <td>Uncertain</td> <td>0</td> <td>0%</td> </tr> <tr> <td>Disagree</td> <td>0</td> <td>0%</td> </tr> <tr> <td>Strongly Disagree</td> <td>0</td> <td>0%</td> </tr> </tbody> </table>	Choice	Number	Percentage	Strongly Agree	7	58.33%	Agree	5	41.67%	Uncertain	0	0%	Disagree	0	0%	Strongly Disagree	0	0%	 <p>● Stron... ● Agree</p>
Choice	Number	Percentage																			
Strongly Agree	7	58.33%																			
Agree	5	41.67%																			
Uncertain	0	0%																			
Disagree	0	0%																			
Strongly Disagree	0	0%																			
29	The best features of the Course were	<p>yes agree yes excellent good EXCELLENT yes yes all course before final term course of mid term the course of mid term</p>																			

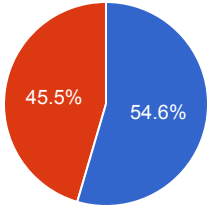
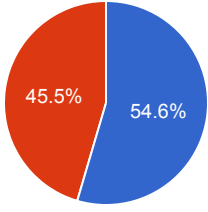
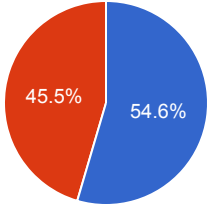
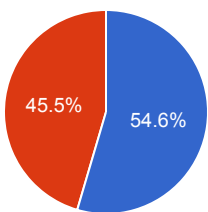
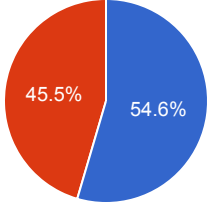


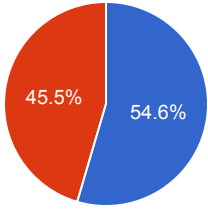
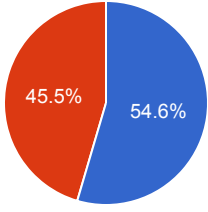
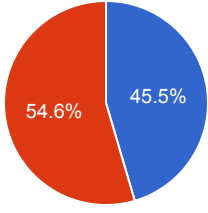
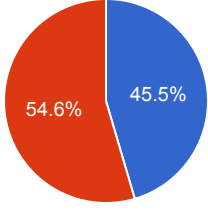
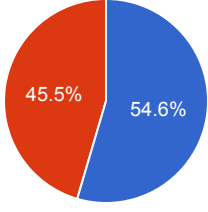
30	The Course could have been improved by	agree taking tests and assignment yes good good EXCELLENT yes yes course coordinator by increasing time of semester by taking tests and assignments taking more assignments and tests
31	The University does not tolerate discrimination on any irrelevant distinction (e.g. race, age, gender) and is committed to work with diversity in a wholly positive way. Please indicate below anything in relation to this Course which may run counter to this objective	agree i agree agree Nil nil NIL i agree  i agree yes i agree

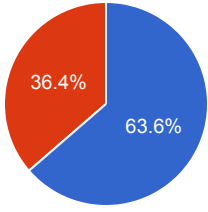
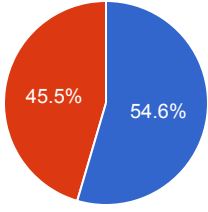
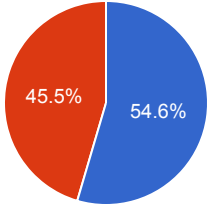
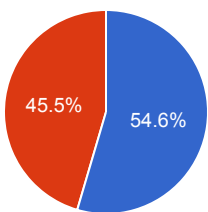
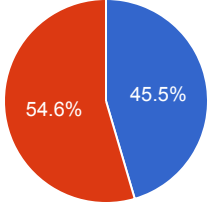
# Course Evaluation - Program: 0264

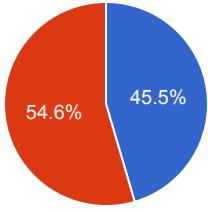
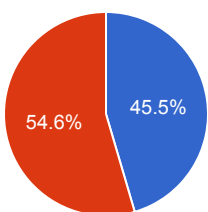
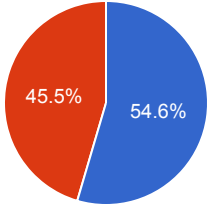
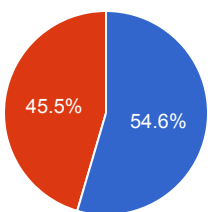
Teacher Name: MUHAMMAD BILAL QASIM		Course ID: MLT-102(L) Course Title: Human Physiology - I		Session: 2017 Fall																			
Shift: Morning -- Section:		Total Strength: 19		Attempted: 11																			
S.No	Question	Opinions			Chart																		
1	The course objectives were clear	<table border="1"> <thead> <tr> <th>Choice</th> <th>Number</th> <th>Percentage</th> </tr> </thead> <tbody> <tr> <td>Strongly Agree</td> <td>6</td> <td>54.55%</td> </tr> <tr> <td>Agree</td> <td>5</td> <td>45.45%</td> </tr> <tr> <td>Uncertain</td> <td>0</td> <td>0%</td> </tr> <tr> <td>Disagree</td> <td>0</td> <td>0%</td> </tr> <tr> <td>Strongly Disagree</td> <td>0</td> <td>0%</td> </tr> </tbody> </table>	Choice	Number	Percentage	Strongly Agree	6	54.55%	Agree	5	45.45%	Uncertain	0	0%	Disagree	0	0%	Strongly Disagree	0	0%	<p>Legend: ● Stron... (blue), ● Agree (red)</p>		
Choice	Number	Percentage																					
Strongly Agree	6	54.55%																					
Agree	5	45.45%																					
Uncertain	0	0%																					
Disagree	0	0%																					
Strongly Disagree	0	0%																					
2	The Course workload was manageable	<table border="1"> <thead> <tr> <th>Choice</th> <th>Number</th> <th>Percentage</th> </tr> </thead> <tbody> <tr> <td>Strongly Agree</td> <td>6</td> <td>54.55%</td> </tr> <tr> <td>Agree</td> <td>5</td> <td>45.45%</td> </tr> <tr> <td>Uncertain</td> <td>0</td> <td>0%</td> </tr> <tr> <td>Disagree</td> <td>0</td> <td>0%</td> </tr> <tr> <td>Strongly Disagree</td> <td>0</td> <td>0%</td> </tr> </tbody> </table>	Choice	Number	Percentage	Strongly Agree	6	54.55%	Agree	5	45.45%	Uncertain	0	0%	Disagree	0	0%	Strongly Disagree	0	0%	<p>Legend: ● Stron... (blue), ● Agree (red)</p>		
Choice	Number	Percentage																					
Strongly Agree	6	54.55%																					
Agree	5	45.45%																					
Uncertain	0	0%																					
Disagree	0	0%																					
Strongly Disagree	0	0%																					
3	The Course was well organized (e.g. timely access to materials, notification of changes, etc.)	<table border="1"> <thead> <tr> <th>Choice</th> <th>Number</th> <th>Percentage</th> </tr> </thead> <tbody> <tr> <td>Strongly Agree</td> <td>6</td> <td>54.55%</td> </tr> <tr> <td>Agree</td> <td>5</td> <td>45.45%</td> </tr> <tr> <td>Uncertain</td> <td>0</td> <td>0%</td> </tr> <tr> <td>Disagree</td> <td>0</td> <td>0%</td> </tr> <tr> <td>Strongly Disagree</td> <td>0</td> <td>0%</td> </tr> </tbody> </table>	Choice	Number	Percentage	Strongly Agree	6	54.55%	Agree	5	45.45%	Uncertain	0	0%	Disagree	0	0%	Strongly Disagree	0	0%	<p>Legend: ● Stron... (blue), ● Agree (red)</p>		
Choice	Number	Percentage																					
Strongly Agree	6	54.55%																					
Agree	5	45.45%																					
Uncertain	0	0%																					
Disagree	0	0%																					
Strongly Disagree	0	0%																					
4	I participated actively in the Course	<table border="1"> <thead> <tr> <th>Choice</th> <th>Number</th> <th>Percentage</th> </tr> </thead> <tbody> <tr> <td>Strongly Agree</td> <td>6</td> <td>54.55%</td> </tr> <tr> <td>Agree</td> <td>5</td> <td>45.45%</td> </tr> <tr> <td>Uncertain</td> <td>0</td> <td>0%</td> </tr> <tr> <td>Disagree</td> <td>0</td> <td>0%</td> </tr> <tr> <td>Strongly Disagree</td> <td>0</td> <td>0%</td> </tr> </tbody> </table>	Choice	Number	Percentage	Strongly Agree	6	54.55%	Agree	5	45.45%	Uncertain	0	0%	Disagree	0	0%	Strongly Disagree	0	0%	<p>Legend: ● Stron... (blue), ● Agree (red)</p>		
Choice	Number	Percentage																					
Strongly Agree	6	54.55%																					
Agree	5	45.45%																					
Uncertain	0	0%																					
Disagree	0	0%																					
Strongly Disagree	0	0%																					

5	I think I have made progress in this Course	<table border="1"> <thead> <tr> <th>Choice</th> <th>Number</th> <th>Percentage</th> </tr> </thead> <tbody> <tr> <td>Strongly Agree</td> <td>6</td> <td>54.55%</td> </tr> <tr> <td>Agree</td> <td>5</td> <td>45.45%</td> </tr> <tr> <td>Uncertain</td> <td>0</td> <td>0%</td> </tr> <tr> <td>Disagree</td> <td>0</td> <td>0%</td> </tr> <tr> <td>Strongly Disagree</td> <td>0</td> <td>0%</td> </tr> </tbody> </table>	Choice	Number	Percentage	Strongly Agree	6	54.55%	Agree	5	45.45%	Uncertain	0	0%	Disagree	0	0%	Strongly Disagree	0	0%	 <p>● Stron... ● Agree</p>
Choice	Number	Percentage																			
Strongly Agree	6	54.55%																			
Agree	5	45.45%																			
Uncertain	0	0%																			
Disagree	0	0%																			
Strongly Disagree	0	0%																			
6	I think the Course was well structured to achieve the learning outcomes (there was a good balance of lectures, tutorials, practical etc.)	<table border="1"> <thead> <tr> <th>Choice</th> <th>Number</th> <th>Percentage</th> </tr> </thead> <tbody> <tr> <td>Strongly Agree</td> <td>6</td> <td>54.55%</td> </tr> <tr> <td>Agree</td> <td>5</td> <td>45.45%</td> </tr> <tr> <td>Uncertain</td> <td>0</td> <td>0%</td> </tr> <tr> <td>Disagree</td> <td>0</td> <td>0%</td> </tr> <tr> <td>Strongly Disagree</td> <td>0</td> <td>0%</td> </tr> </tbody> </table>	Choice	Number	Percentage	Strongly Agree	6	54.55%	Agree	5	45.45%	Uncertain	0	0%	Disagree	0	0%	Strongly Disagree	0	0%	 <p>● Stron... ● Agree</p>
Choice	Number	Percentage																			
Strongly Agree	6	54.55%																			
Agree	5	45.45%																			
Uncertain	0	0%																			
Disagree	0	0%																			
Strongly Disagree	0	0%																			
7	The learning and teaching methods encouraged participation	<table border="1"> <thead> <tr> <th>Choice</th> <th>Number</th> <th>Percentage</th> </tr> </thead> <tbody> <tr> <td>Strongly Agree</td> <td>6</td> <td>54.55%</td> </tr> <tr> <td>Agree</td> <td>5</td> <td>45.45%</td> </tr> <tr> <td>Uncertain</td> <td>0</td> <td>0%</td> </tr> <tr> <td>Disagree</td> <td>0</td> <td>0%</td> </tr> <tr> <td>Strongly Disagree</td> <td>0</td> <td>0%</td> </tr> </tbody> </table>	Choice	Number	Percentage	Strongly Agree	6	54.55%	Agree	5	45.45%	Uncertain	0	0%	Disagree	0	0%	Strongly Disagree	0	0%	 <p>● Stron... ● Agree</p>
Choice	Number	Percentage																			
Strongly Agree	6	54.55%																			
Agree	5	45.45%																			
Uncertain	0	0%																			
Disagree	0	0%																			
Strongly Disagree	0	0%																			
8	The overall environment in the class was conducive to learning	<table border="1"> <thead> <tr> <th>Choice</th> <th>Number</th> <th>Percentage</th> </tr> </thead> <tbody> <tr> <td>Strongly Agree</td> <td>6</td> <td>54.55%</td> </tr> <tr> <td>Agree</td> <td>5</td> <td>45.45%</td> </tr> <tr> <td>Uncertain</td> <td>0</td> <td>0%</td> </tr> <tr> <td>Disagree</td> <td>0</td> <td>0%</td> </tr> <tr> <td>Strongly Disagree</td> <td>0</td> <td>0%</td> </tr> </tbody> </table>	Choice	Number	Percentage	Strongly Agree	6	54.55%	Agree	5	45.45%	Uncertain	0	0%	Disagree	0	0%	Strongly Disagree	0	0%	 <p>● Stron... ● Agree</p>
Choice	Number	Percentage																			
Strongly Agree	6	54.55%																			
Agree	5	45.45%																			
Uncertain	0	0%																			
Disagree	0	0%																			
Strongly Disagree	0	0%																			
9	Classrooms were satisfactory	<table border="1"> <thead> <tr> <th>Choice</th> <th>Number</th> <th>Percentage</th> </tr> </thead> <tbody> <tr> <td>Strongly Agree</td> <td>6</td> <td>54.55%</td> </tr> <tr> <td>Agree</td> <td>5</td> <td>45.45%</td> </tr> <tr> <td>Uncertain</td> <td>0</td> <td>0%</td> </tr> <tr> <td>Disagree</td> <td>0</td> <td>0%</td> </tr> <tr> <td>Strongly Disagree</td> <td>0</td> <td>0%</td> </tr> </tbody> </table>	Choice	Number	Percentage	Strongly Agree	6	54.55%	Agree	5	45.45%	Uncertain	0	0%	Disagree	0	0%	Strongly Disagree	0	0%	 <p>● Stron... ● Agree</p>
Choice	Number	Percentage																			
Strongly Agree	6	54.55%																			
Agree	5	45.45%																			
Uncertain	0	0%																			
Disagree	0	0%																			
Strongly Disagree	0	0%																			

10	Learning materials (Lesson Plans, Course Notes etc.) were relevant and useful	<table border="1"> <thead> <tr> <th>Choice</th> <th>Number</th> <th>Percentage</th> </tr> </thead> <tbody> <tr> <td>Strongly Agree</td> <td>6</td> <td>54.55%</td> </tr> <tr> <td>Agree</td> <td>5</td> <td>45.45%</td> </tr> <tr> <td>Uncertain</td> <td>0</td> <td>0%</td> </tr> <tr> <td>Disagree</td> <td>0</td> <td>0%</td> </tr> <tr> <td>Strongly Disagree</td> <td>0</td> <td>0%</td> </tr> </tbody> </table>	Choice	Number	Percentage	Strongly Agree	6	54.55%	Agree	5	45.45%	Uncertain	0	0%	Disagree	0	0%	Strongly Disagree	0	0%	 <p>● Stron... ● Agree</p>
Choice	Number	Percentage																			
Strongly Agree	6	54.55%																			
Agree	5	45.45%																			
Uncertain	0	0%																			
Disagree	0	0%																			
Strongly Disagree	0	0%																			
11	Recommended reading Books etc. were relevant and appropriate	<table border="1"> <thead> <tr> <th>Choice</th> <th>Number</th> <th>Percentage</th> </tr> </thead> <tbody> <tr> <td>Strongly Agree</td> <td>6</td> <td>54.55%</td> </tr> <tr> <td>Agree</td> <td>5</td> <td>45.45%</td> </tr> <tr> <td>Uncertain</td> <td>0</td> <td>0%</td> </tr> <tr> <td>Disagree</td> <td>0</td> <td>0%</td> </tr> <tr> <td>Strongly Disagree</td> <td>0</td> <td>0%</td> </tr> </tbody> </table>	Choice	Number	Percentage	Strongly Agree	6	54.55%	Agree	5	45.45%	Uncertain	0	0%	Disagree	0	0%	Strongly Disagree	0	0%	 <p>● Stron... ● Agree</p>
Choice	Number	Percentage																			
Strongly Agree	6	54.55%																			
Agree	5	45.45%																			
Uncertain	0	0%																			
Disagree	0	0%																			
Strongly Disagree	0	0%																			
12	The provision of learning resources in the library was adequate and appropriate	<table border="1"> <thead> <tr> <th>Choice</th> <th>Number</th> <th>Percentage</th> </tr> </thead> <tbody> <tr> <td>Strongly Agree</td> <td>6</td> <td>54.55%</td> </tr> <tr> <td>Agree</td> <td>5</td> <td>45.45%</td> </tr> <tr> <td>Uncertain</td> <td>0</td> <td>0%</td> </tr> <tr> <td>Disagree</td> <td>0</td> <td>0%</td> </tr> <tr> <td>Strongly Disagree</td> <td>0</td> <td>0%</td> </tr> </tbody> </table>	Choice	Number	Percentage	Strongly Agree	6	54.55%	Agree	5	45.45%	Uncertain	0	0%	Disagree	0	0%	Strongly Disagree	0	0%	 <p>● Stron... ● Agree</p>
Choice	Number	Percentage																			
Strongly Agree	6	54.55%																			
Agree	5	45.45%																			
Uncertain	0	0%																			
Disagree	0	0%																			
Strongly Disagree	0	0%																			
13	The provision of learning resources on the Web was adequate and appropriate ( if relevant)	<table border="1"> <thead> <tr> <th>Choice</th> <th>Number</th> <th>Percentage</th> </tr> </thead> <tbody> <tr> <td>Strongly Agree</td> <td>6</td> <td>54.55%</td> </tr> <tr> <td>Agree</td> <td>5</td> <td>45.45%</td> </tr> <tr> <td>Uncertain</td> <td>0</td> <td>0%</td> </tr> <tr> <td>Disagree</td> <td>0</td> <td>0%</td> </tr> <tr> <td>Strongly Disagree</td> <td>0</td> <td>0%</td> </tr> </tbody> </table>	Choice	Number	Percentage	Strongly Agree	6	54.55%	Agree	5	45.45%	Uncertain	0	0%	Disagree	0	0%	Strongly Disagree	0	0%	 <p>● Stron... ● Agree</p>
Choice	Number	Percentage																			
Strongly Agree	6	54.55%																			
Agree	5	45.45%																			
Uncertain	0	0%																			
Disagree	0	0%																			
Strongly Disagree	0	0%																			
14	The Course stimulated my interest and thought on the subject area	<table border="1"> <thead> <tr> <th>Choice</th> <th>Number</th> <th>Percentage</th> </tr> </thead> <tbody> <tr> <td>Strongly Agree</td> <td>6</td> <td>54.55%</td> </tr> <tr> <td>Agree</td> <td>5</td> <td>45.45%</td> </tr> <tr> <td>Uncertain</td> <td>0</td> <td>0%</td> </tr> <tr> <td>Disagree</td> <td>0</td> <td>0%</td> </tr> <tr> <td>Strongly Disagree</td> <td>0</td> <td>0%</td> </tr> </tbody> </table>	Choice	Number	Percentage	Strongly Agree	6	54.55%	Agree	5	45.45%	Uncertain	0	0%	Disagree	0	0%	Strongly Disagree	0	0%	 <p>● Stron... ● Agree</p>
Choice	Number	Percentage																			
Strongly Agree	6	54.55%																			
Agree	5	45.45%																			
Uncertain	0	0%																			
Disagree	0	0%																			
Strongly Disagree	0	0%																			

15	The pace of the Course was appropriate	<table border="1"> <thead> <tr> <th>Choice</th> <th>Number</th> <th>Percentage</th> </tr> </thead> <tbody> <tr> <td>Strongly Agree</td> <td>6</td> <td>54.55%</td> </tr> <tr> <td>Agree</td> <td>5</td> <td>45.45%</td> </tr> <tr> <td>Uncertain</td> <td>0</td> <td>0%</td> </tr> <tr> <td>Disagree</td> <td>0</td> <td>0%</td> </tr> <tr> <td>Strongly Disagree</td> <td>0</td> <td>0%</td> </tr> </tbody> </table>	Choice	Number	Percentage	Strongly Agree	6	54.55%	Agree	5	45.45%	Uncertain	0	0%	Disagree	0	0%	Strongly Disagree	0	0%	 <p>● Stron... ● Agree</p>
Choice	Number	Percentage																			
Strongly Agree	6	54.55%																			
Agree	5	45.45%																			
Uncertain	0	0%																			
Disagree	0	0%																			
Strongly Disagree	0	0%																			
16	Ideas and concepts were presented clearly	<table border="1"> <thead> <tr> <th>Choice</th> <th>Number</th> <th>Percentage</th> </tr> </thead> <tbody> <tr> <td>Strongly Agree</td> <td>6</td> <td>54.55%</td> </tr> <tr> <td>Agree</td> <td>5</td> <td>45.45%</td> </tr> <tr> <td>Uncertain</td> <td>0</td> <td>0%</td> </tr> <tr> <td>Disagree</td> <td>0</td> <td>0%</td> </tr> <tr> <td>Strongly Disagree</td> <td>0</td> <td>0%</td> </tr> </tbody> </table>	Choice	Number	Percentage	Strongly Agree	6	54.55%	Agree	5	45.45%	Uncertain	0	0%	Disagree	0	0%	Strongly Disagree	0	0%	 <p>● Stron... ● Agree</p>
Choice	Number	Percentage																			
Strongly Agree	6	54.55%																			
Agree	5	45.45%																			
Uncertain	0	0%																			
Disagree	0	0%																			
Strongly Disagree	0	0%																			
17	The method of assessment were reasonable	<table border="1"> <thead> <tr> <th>Choice</th> <th>Number</th> <th>Percentage</th> </tr> </thead> <tbody> <tr> <td>Strongly Agree</td> <td>5</td> <td>45.45%</td> </tr> <tr> <td>Agree</td> <td>6</td> <td>54.55%</td> </tr> <tr> <td>Uncertain</td> <td>0</td> <td>0%</td> </tr> <tr> <td>Disagree</td> <td>0</td> <td>0%</td> </tr> <tr> <td>Strongly Disagree</td> <td>0</td> <td>0%</td> </tr> </tbody> </table>	Choice	Number	Percentage	Strongly Agree	5	45.45%	Agree	6	54.55%	Uncertain	0	0%	Disagree	0	0%	Strongly Disagree	0	0%	 <p>● Stron... ● Agree</p>
Choice	Number	Percentage																			
Strongly Agree	5	45.45%																			
Agree	6	54.55%																			
Uncertain	0	0%																			
Disagree	0	0%																			
Strongly Disagree	0	0%																			
18	Feedback on assessment was timely	<table border="1"> <thead> <tr> <th>Choice</th> <th>Number</th> <th>Percentage</th> </tr> </thead> <tbody> <tr> <td>Strongly Agree</td> <td>5</td> <td>45.45%</td> </tr> <tr> <td>Agree</td> <td>6</td> <td>54.55%</td> </tr> <tr> <td>Uncertain</td> <td>0</td> <td>0%</td> </tr> <tr> <td>Disagree</td> <td>0</td> <td>0%</td> </tr> <tr> <td>Strongly Disagree</td> <td>0</td> <td>0%</td> </tr> </tbody> </table>	Choice	Number	Percentage	Strongly Agree	5	45.45%	Agree	6	54.55%	Uncertain	0	0%	Disagree	0	0%	Strongly Disagree	0	0%	 <p>● Stron... ● Agree</p>
Choice	Number	Percentage																			
Strongly Agree	5	45.45%																			
Agree	6	54.55%																			
Uncertain	0	0%																			
Disagree	0	0%																			
Strongly Disagree	0	0%																			
19	Feedback on assessment was helpful	<table border="1"> <thead> <tr> <th>Choice</th> <th>Number</th> <th>Percentage</th> </tr> </thead> <tbody> <tr> <td>Strongly Agree</td> <td>6</td> <td>54.55%</td> </tr> <tr> <td>Agree</td> <td>5</td> <td>45.45%</td> </tr> <tr> <td>Uncertain</td> <td>0</td> <td>0%</td> </tr> <tr> <td>Disagree</td> <td>0</td> <td>0%</td> </tr> <tr> <td>Strongly Disagree</td> <td>0</td> <td>0%</td> </tr> </tbody> </table>	Choice	Number	Percentage	Strongly Agree	6	54.55%	Agree	5	45.45%	Uncertain	0	0%	Disagree	0	0%	Strongly Disagree	0	0%	 <p>● Stron... ● Agree</p>
Choice	Number	Percentage																			
Strongly Agree	6	54.55%																			
Agree	5	45.45%																			
Uncertain	0	0%																			
Disagree	0	0%																			
Strongly Disagree	0	0%																			

20	I understood the lectures	<table border="1"> <thead> <tr> <th>Choice</th> <th>Number</th> <th>Percentage</th> </tr> </thead> <tbody> <tr> <td>Strongly Agree</td> <td>7</td> <td>63.64%</td> </tr> <tr> <td>Agree</td> <td>4</td> <td>36.36%</td> </tr> <tr> <td>Uncertain</td> <td>0</td> <td>0%</td> </tr> <tr> <td>Disagree</td> <td>0</td> <td>0%</td> </tr> <tr> <td>Strongly Disagree</td> <td>0</td> <td>0%</td> </tr> </tbody> </table>	Choice	Number	Percentage	Strongly Agree	7	63.64%	Agree	4	36.36%	Uncertain	0	0%	Disagree	0	0%	Strongly Disagree	0	0%	 <p>● Stron... ● Agree</p>
Choice	Number	Percentage																			
Strongly Agree	7	63.64%																			
Agree	4	36.36%																			
Uncertain	0	0%																			
Disagree	0	0%																			
Strongly Disagree	0	0%																			
21	The material was well organized and presented	<table border="1"> <thead> <tr> <th>Choice</th> <th>Number</th> <th>Percentage</th> </tr> </thead> <tbody> <tr> <td>Strongly Agree</td> <td>6</td> <td>54.55%</td> </tr> <tr> <td>Agree</td> <td>5</td> <td>45.45%</td> </tr> <tr> <td>Uncertain</td> <td>0</td> <td>0%</td> </tr> <tr> <td>Disagree</td> <td>0</td> <td>0%</td> </tr> <tr> <td>Strongly Disagree</td> <td>0</td> <td>0%</td> </tr> </tbody> </table>	Choice	Number	Percentage	Strongly Agree	6	54.55%	Agree	5	45.45%	Uncertain	0	0%	Disagree	0	0%	Strongly Disagree	0	0%	 <p>● Stron... ● Agree</p>
Choice	Number	Percentage																			
Strongly Agree	6	54.55%																			
Agree	5	45.45%																			
Uncertain	0	0%																			
Disagree	0	0%																			
Strongly Disagree	0	0%																			
22	The instructor was responsive to student needs and problems	<table border="1"> <thead> <tr> <th>Choice</th> <th>Number</th> <th>Percentage</th> </tr> </thead> <tbody> <tr> <td>Strongly Agree</td> <td>6</td> <td>54.55%</td> </tr> <tr> <td>Agree</td> <td>5</td> <td>45.45%</td> </tr> <tr> <td>Uncertain</td> <td>0</td> <td>0%</td> </tr> <tr> <td>Disagree</td> <td>0</td> <td>0%</td> </tr> <tr> <td>Strongly Disagree</td> <td>0</td> <td>0%</td> </tr> </tbody> </table>	Choice	Number	Percentage	Strongly Agree	6	54.55%	Agree	5	45.45%	Uncertain	0	0%	Disagree	0	0%	Strongly Disagree	0	0%	 <p>● Stron... ● Agree</p>
Choice	Number	Percentage																			
Strongly Agree	6	54.55%																			
Agree	5	45.45%																			
Uncertain	0	0%																			
Disagree	0	0%																			
Strongly Disagree	0	0%																			
23	Had the instructor been regular throughout the course	<table border="1"> <thead> <tr> <th>Choice</th> <th>Number</th> <th>Percentage</th> </tr> </thead> <tbody> <tr> <td>Strongly Agree</td> <td>6</td> <td>54.55%</td> </tr> <tr> <td>Agree</td> <td>5</td> <td>45.45%</td> </tr> <tr> <td>Uncertain</td> <td>0</td> <td>0%</td> </tr> <tr> <td>Disagree</td> <td>0</td> <td>0%</td> </tr> <tr> <td>Strongly Disagree</td> <td>0</td> <td>0%</td> </tr> </tbody> </table>	Choice	Number	Percentage	Strongly Agree	6	54.55%	Agree	5	45.45%	Uncertain	0	0%	Disagree	0	0%	Strongly Disagree	0	0%	 <p>● Stron... ● Agree</p>
Choice	Number	Percentage																			
Strongly Agree	6	54.55%																			
Agree	5	45.45%																			
Uncertain	0	0%																			
Disagree	0	0%																			
Strongly Disagree	0	0%																			
24	The material in the tutorials was useful	<table border="1"> <thead> <tr> <th>Choice</th> <th>Number</th> <th>Percentage</th> </tr> </thead> <tbody> <tr> <td>Strongly Agree</td> <td>5</td> <td>45.45%</td> </tr> <tr> <td>Agree</td> <td>6</td> <td>54.55%</td> </tr> <tr> <td>Uncertain</td> <td>0</td> <td>0%</td> </tr> <tr> <td>Disagree</td> <td>0</td> <td>0%</td> </tr> <tr> <td>Strongly Disagree</td> <td>0</td> <td>0%</td> </tr> </tbody> </table>	Choice	Number	Percentage	Strongly Agree	5	45.45%	Agree	6	54.55%	Uncertain	0	0%	Disagree	0	0%	Strongly Disagree	0	0%	 <p>● Stron... ● Agree</p>
Choice	Number	Percentage																			
Strongly Agree	5	45.45%																			
Agree	6	54.55%																			
Uncertain	0	0%																			
Disagree	0	0%																			
Strongly Disagree	0	0%																			

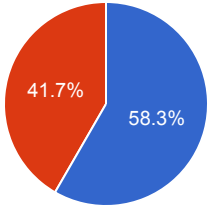
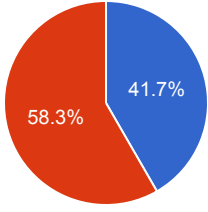
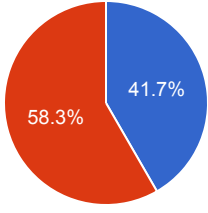
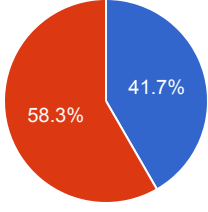
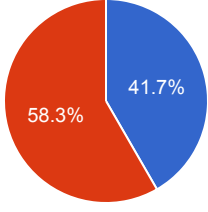
25	I was happy with the amount of work needed for tutorials	<table border="1"> <thead> <tr> <th>Choice</th> <th>Number</th> <th>Percentage</th> </tr> </thead> <tbody> <tr> <td>Strongly Agree</td> <td>5</td> <td>45.45%</td> </tr> <tr> <td>Agree</td> <td>6</td> <td>54.55%</td> </tr> <tr> <td>Uncertain</td> <td>0</td> <td>0%</td> </tr> <tr> <td>Disagree</td> <td>0</td> <td>0%</td> </tr> <tr> <td>Strongly Disagree</td> <td>0</td> <td>0%</td> </tr> </tbody> </table>	Choice	Number	Percentage	Strongly Agree	5	45.45%	Agree	6	54.55%	Uncertain	0	0%	Disagree	0	0%	Strongly Disagree	0	0%	 <p>● Stron... ● Agree</p>
Choice	Number	Percentage																			
Strongly Agree	5	45.45%																			
Agree	6	54.55%																			
Uncertain	0	0%																			
Disagree	0	0%																			
Strongly Disagree	0	0%																			
26	The tutor dealt effectively with my problems	<table border="1"> <thead> <tr> <th>Choice</th> <th>Number</th> <th>Percentage</th> </tr> </thead> <tbody> <tr> <td>Strongly Agree</td> <td>5</td> <td>45.45%</td> </tr> <tr> <td>Agree</td> <td>6</td> <td>54.55%</td> </tr> <tr> <td>Uncertain</td> <td>0</td> <td>0%</td> </tr> <tr> <td>Disagree</td> <td>0</td> <td>0%</td> </tr> <tr> <td>Strongly Disagree</td> <td>0</td> <td>0%</td> </tr> </tbody> </table>	Choice	Number	Percentage	Strongly Agree	5	45.45%	Agree	6	54.55%	Uncertain	0	0%	Disagree	0	0%	Strongly Disagree	0	0%	 <p>● Stron... ● Agree</p>
Choice	Number	Percentage																			
Strongly Agree	5	45.45%																			
Agree	6	54.55%																			
Uncertain	0	0%																			
Disagree	0	0%																			
Strongly Disagree	0	0%																			
27	The material in the practicals was useful	<table border="1"> <thead> <tr> <th>Choice</th> <th>Number</th> <th>Percentage</th> </tr> </thead> <tbody> <tr> <td>Strongly Agree</td> <td>6</td> <td>54.55%</td> </tr> <tr> <td>Agree</td> <td>5</td> <td>45.45%</td> </tr> <tr> <td>Uncertain</td> <td>0</td> <td>0%</td> </tr> <tr> <td>Disagree</td> <td>0</td> <td>0%</td> </tr> <tr> <td>Strongly Disagree</td> <td>0</td> <td>0%</td> </tr> </tbody> </table>	Choice	Number	Percentage	Strongly Agree	6	54.55%	Agree	5	45.45%	Uncertain	0	0%	Disagree	0	0%	Strongly Disagree	0	0%	 <p>● Stron... ● Agree</p>
Choice	Number	Percentage																			
Strongly Agree	6	54.55%																			
Agree	5	45.45%																			
Uncertain	0	0%																			
Disagree	0	0%																			
Strongly Disagree	0	0%																			
28	The demonstrators dealt effectively with my problems	<table border="1"> <thead> <tr> <th>Choice</th> <th>Number</th> <th>Percentage</th> </tr> </thead> <tbody> <tr> <td>Strongly Agree</td> <td>6</td> <td>54.55%</td> </tr> <tr> <td>Agree</td> <td>5</td> <td>45.45%</td> </tr> <tr> <td>Uncertain</td> <td>0</td> <td>0%</td> </tr> <tr> <td>Disagree</td> <td>0</td> <td>0%</td> </tr> <tr> <td>Strongly Disagree</td> <td>0</td> <td>0%</td> </tr> </tbody> </table>	Choice	Number	Percentage	Strongly Agree	6	54.55%	Agree	5	45.45%	Uncertain	0	0%	Disagree	0	0%	Strongly Disagree	0	0%	 <p>● Stron... ● Agree</p>
Choice	Number	Percentage																			
Strongly Agree	6	54.55%																			
Agree	5	45.45%																			
Uncertain	0	0%																			
Disagree	0	0%																			
Strongly Disagree	0	0%																			
29	The best features of the Course were	<p>yes course before mid term excellent Excellent EXCELLENT course before mid term yes to improve myself in studies labs course before mid term course of mid term</p>																			

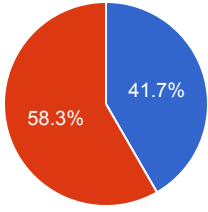
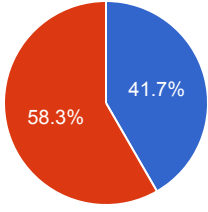
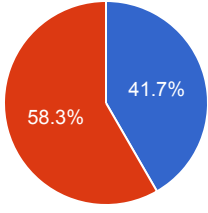
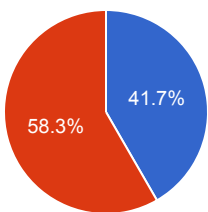
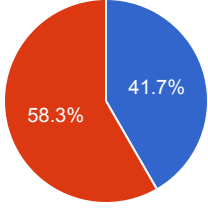
30	The Course could have been improved by	by taking tests taking tests and assignments excellent Excellent EXCELLENT taking tests and assignments yes course coordinator more practical work taking tests and assignments taking more tests and assignments
31	The University does not tolerate discrimination on any irrelevant distinction (e.g. race, age, gender) and is committed to work with diversity in a wholly positive way. Please indicate below anything in relation to this Course which may run counter to this objective	agree i agree excellent NIL NIL i agree yes nothing  i agree i agree

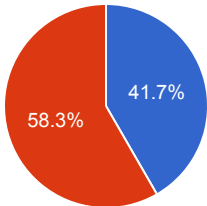
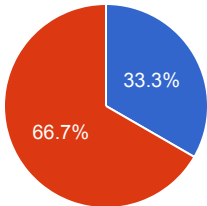
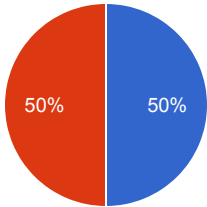
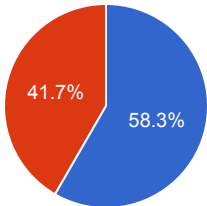
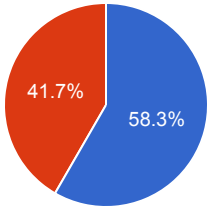


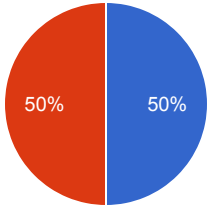
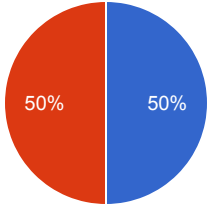
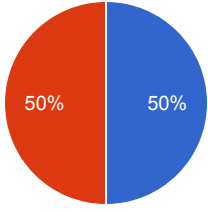
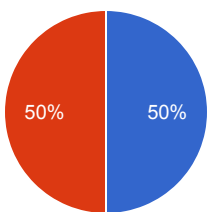
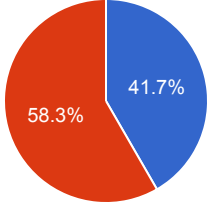
# Course Evaluation - Program: 0264

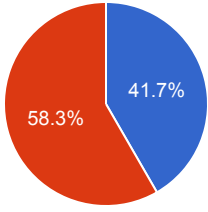
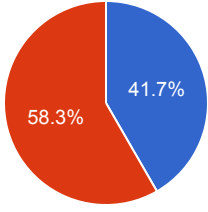
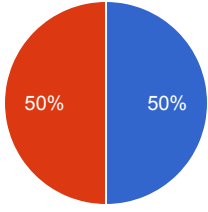
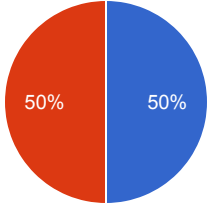
Teacher Name: SAIMA ANDALEEB		Course ID: ENG-123 Course Title: English - I		Session: 2017 Fall																			
Shift: Morning -- Section:		Total Strength: 19		Attempted: 12																			
S.No	Question	Opinions			Chart																		
1	The course objectives were clear	<table border="1"> <thead> <tr> <th>Choice</th> <th>Number</th> <th>Percentage</th> </tr> </thead> <tbody> <tr> <td>Strongly Agree</td> <td>5</td> <td>41.67%</td> </tr> <tr> <td>Agree</td> <td>7</td> <td>58.33%</td> </tr> <tr> <td>Uncertain</td> <td>0</td> <td>0%</td> </tr> <tr> <td>Disagree</td> <td>0</td> <td>0%</td> </tr> <tr> <td>Strongly Disagree</td> <td>0</td> <td>0%</td> </tr> </tbody> </table>	Choice	Number	Percentage	Strongly Agree	5	41.67%	Agree	7	58.33%	Uncertain	0	0%	Disagree	0	0%	Strongly Disagree	0	0%	<p>Legend: ● Stron... (blue), ● Agree (red)</p>		
Choice	Number	Percentage																					
Strongly Agree	5	41.67%																					
Agree	7	58.33%																					
Uncertain	0	0%																					
Disagree	0	0%																					
Strongly Disagree	0	0%																					
2	The Course workload was manageable	<table border="1"> <thead> <tr> <th>Choice</th> <th>Number</th> <th>Percentage</th> </tr> </thead> <tbody> <tr> <td>Strongly Agree</td> <td>5</td> <td>41.67%</td> </tr> <tr> <td>Agree</td> <td>7</td> <td>58.33%</td> </tr> <tr> <td>Uncertain</td> <td>0</td> <td>0%</td> </tr> <tr> <td>Disagree</td> <td>0</td> <td>0%</td> </tr> <tr> <td>Strongly Disagree</td> <td>0</td> <td>0%</td> </tr> </tbody> </table>	Choice	Number	Percentage	Strongly Agree	5	41.67%	Agree	7	58.33%	Uncertain	0	0%	Disagree	0	0%	Strongly Disagree	0	0%	<p>Legend: ● Stron... (blue), ● Agree (red)</p>		
Choice	Number	Percentage																					
Strongly Agree	5	41.67%																					
Agree	7	58.33%																					
Uncertain	0	0%																					
Disagree	0	0%																					
Strongly Disagree	0	0%																					
3	The Course was well organized (e.g. timely access to materials, notification of changes, etc.)	<table border="1"> <thead> <tr> <th>Choice</th> <th>Number</th> <th>Percentage</th> </tr> </thead> <tbody> <tr> <td>Strongly Agree</td> <td>5</td> <td>41.67%</td> </tr> <tr> <td>Agree</td> <td>7</td> <td>58.33%</td> </tr> <tr> <td>Uncertain</td> <td>0</td> <td>0%</td> </tr> <tr> <td>Disagree</td> <td>0</td> <td>0%</td> </tr> <tr> <td>Strongly Disagree</td> <td>0</td> <td>0%</td> </tr> </tbody> </table>	Choice	Number	Percentage	Strongly Agree	5	41.67%	Agree	7	58.33%	Uncertain	0	0%	Disagree	0	0%	Strongly Disagree	0	0%	<p>Legend: ● Stron... (blue), ● Agree (red)</p>		
Choice	Number	Percentage																					
Strongly Agree	5	41.67%																					
Agree	7	58.33%																					
Uncertain	0	0%																					
Disagree	0	0%																					
Strongly Disagree	0	0%																					
4	I participated actively in the Course	<table border="1"> <thead> <tr> <th>Choice</th> <th>Number</th> <th>Percentage</th> </tr> </thead> <tbody> <tr> <td>Strongly Agree</td> <td>7</td> <td>58.33%</td> </tr> <tr> <td>Agree</td> <td>5</td> <td>41.67%</td> </tr> <tr> <td>Uncertain</td> <td>0</td> <td>0%</td> </tr> <tr> <td>Disagree</td> <td>0</td> <td>0%</td> </tr> <tr> <td>Strongly Disagree</td> <td>0</td> <td>0%</td> </tr> </tbody> </table>	Choice	Number	Percentage	Strongly Agree	7	58.33%	Agree	5	41.67%	Uncertain	0	0%	Disagree	0	0%	Strongly Disagree	0	0%	<p>Legend: ● Stron... (blue), ● Agree (red)</p>		
Choice	Number	Percentage																					
Strongly Agree	7	58.33%																					
Agree	5	41.67%																					
Uncertain	0	0%																					
Disagree	0	0%																					
Strongly Disagree	0	0%																					

5	I think I have made progress in this Course	<table border="1"> <thead> <tr> <th>Choice</th> <th>Number</th> <th>Percentage</th> </tr> </thead> <tbody> <tr> <td>Strongly Agree</td> <td>7</td> <td>58.33%</td> </tr> <tr> <td>Agree</td> <td>5</td> <td>41.67%</td> </tr> <tr> <td>Uncertain</td> <td>0</td> <td>0%</td> </tr> <tr> <td>Disagree</td> <td>0</td> <td>0%</td> </tr> <tr> <td>Strongly Disagree</td> <td>0</td> <td>0%</td> </tr> </tbody> </table>	Choice	Number	Percentage	Strongly Agree	7	58.33%	Agree	5	41.67%	Uncertain	0	0%	Disagree	0	0%	Strongly Disagree	0	0%	 <p>● Stron... ● Agree</p>
Choice	Number	Percentage																			
Strongly Agree	7	58.33%																			
Agree	5	41.67%																			
Uncertain	0	0%																			
Disagree	0	0%																			
Strongly Disagree	0	0%																			
6	I think the Course was well structured to achieve the learning outcomes (there was a good balance of lectures, tutorials, practical etc.)	<table border="1"> <thead> <tr> <th>Choice</th> <th>Number</th> <th>Percentage</th> </tr> </thead> <tbody> <tr> <td>Strongly Agree</td> <td>5</td> <td>41.67%</td> </tr> <tr> <td>Agree</td> <td>7</td> <td>58.33%</td> </tr> <tr> <td>Uncertain</td> <td>0</td> <td>0%</td> </tr> <tr> <td>Disagree</td> <td>0</td> <td>0%</td> </tr> <tr> <td>Strongly Disagree</td> <td>0</td> <td>0%</td> </tr> </tbody> </table>	Choice	Number	Percentage	Strongly Agree	5	41.67%	Agree	7	58.33%	Uncertain	0	0%	Disagree	0	0%	Strongly Disagree	0	0%	 <p>● Stron... ● Agree</p>
Choice	Number	Percentage																			
Strongly Agree	5	41.67%																			
Agree	7	58.33%																			
Uncertain	0	0%																			
Disagree	0	0%																			
Strongly Disagree	0	0%																			
7	The learning and teaching methods encouraged participation	<table border="1"> <thead> <tr> <th>Choice</th> <th>Number</th> <th>Percentage</th> </tr> </thead> <tbody> <tr> <td>Strongly Agree</td> <td>5</td> <td>41.67%</td> </tr> <tr> <td>Agree</td> <td>7</td> <td>58.33%</td> </tr> <tr> <td>Uncertain</td> <td>0</td> <td>0%</td> </tr> <tr> <td>Disagree</td> <td>0</td> <td>0%</td> </tr> <tr> <td>Strongly Disagree</td> <td>0</td> <td>0%</td> </tr> </tbody> </table>	Choice	Number	Percentage	Strongly Agree	5	41.67%	Agree	7	58.33%	Uncertain	0	0%	Disagree	0	0%	Strongly Disagree	0	0%	 <p>● Stron... ● Agree</p>
Choice	Number	Percentage																			
Strongly Agree	5	41.67%																			
Agree	7	58.33%																			
Uncertain	0	0%																			
Disagree	0	0%																			
Strongly Disagree	0	0%																			
8	The overall environment in the class was conducive to learning	<table border="1"> <thead> <tr> <th>Choice</th> <th>Number</th> <th>Percentage</th> </tr> </thead> <tbody> <tr> <td>Strongly Agree</td> <td>5</td> <td>41.67%</td> </tr> <tr> <td>Agree</td> <td>7</td> <td>58.33%</td> </tr> <tr> <td>Uncertain</td> <td>0</td> <td>0%</td> </tr> <tr> <td>Disagree</td> <td>0</td> <td>0%</td> </tr> <tr> <td>Strongly Disagree</td> <td>0</td> <td>0%</td> </tr> </tbody> </table>	Choice	Number	Percentage	Strongly Agree	5	41.67%	Agree	7	58.33%	Uncertain	0	0%	Disagree	0	0%	Strongly Disagree	0	0%	 <p>● Stron... ● Agree</p>
Choice	Number	Percentage																			
Strongly Agree	5	41.67%																			
Agree	7	58.33%																			
Uncertain	0	0%																			
Disagree	0	0%																			
Strongly Disagree	0	0%																			
9	Classrooms were satisfactory	<table border="1"> <thead> <tr> <th>Choice</th> <th>Number</th> <th>Percentage</th> </tr> </thead> <tbody> <tr> <td>Strongly Agree</td> <td>5</td> <td>41.67%</td> </tr> <tr> <td>Agree</td> <td>7</td> <td>58.33%</td> </tr> <tr> <td>Uncertain</td> <td>0</td> <td>0%</td> </tr> <tr> <td>Disagree</td> <td>0</td> <td>0%</td> </tr> <tr> <td>Strongly Disagree</td> <td>0</td> <td>0%</td> </tr> </tbody> </table>	Choice	Number	Percentage	Strongly Agree	5	41.67%	Agree	7	58.33%	Uncertain	0	0%	Disagree	0	0%	Strongly Disagree	0	0%	 <p>● Stron... ● Agree</p>
Choice	Number	Percentage																			
Strongly Agree	5	41.67%																			
Agree	7	58.33%																			
Uncertain	0	0%																			
Disagree	0	0%																			
Strongly Disagree	0	0%																			

10	Learning materials (Lesson Plans, Course Notes etc.) were relevant and useful	<table border="1"> <thead> <tr> <th>Choice</th> <th>Number</th> <th>Percentage</th> </tr> </thead> <tbody> <tr> <td>Strongly Agree</td> <td>5</td> <td>41.67%</td> </tr> <tr> <td>Agree</td> <td>7</td> <td>58.33%</td> </tr> <tr> <td>Uncertain</td> <td>0</td> <td>0%</td> </tr> <tr> <td>Disagree</td> <td>0</td> <td>0%</td> </tr> <tr> <td>Strongly Disagree</td> <td>0</td> <td>0%</td> </tr> </tbody> </table>	Choice	Number	Percentage	Strongly Agree	5	41.67%	Agree	7	58.33%	Uncertain	0	0%	Disagree	0	0%	Strongly Disagree	0	0%	 <p>● Stron... ● Agree</p>
Choice	Number	Percentage																			
Strongly Agree	5	41.67%																			
Agree	7	58.33%																			
Uncertain	0	0%																			
Disagree	0	0%																			
Strongly Disagree	0	0%																			
11	Recommended reading Books etc. were relevant and appropriate	<table border="1"> <thead> <tr> <th>Choice</th> <th>Number</th> <th>Percentage</th> </tr> </thead> <tbody> <tr> <td>Strongly Agree</td> <td>5</td> <td>41.67%</td> </tr> <tr> <td>Agree</td> <td>7</td> <td>58.33%</td> </tr> <tr> <td>Uncertain</td> <td>0</td> <td>0%</td> </tr> <tr> <td>Disagree</td> <td>0</td> <td>0%</td> </tr> <tr> <td>Strongly Disagree</td> <td>0</td> <td>0%</td> </tr> </tbody> </table>	Choice	Number	Percentage	Strongly Agree	5	41.67%	Agree	7	58.33%	Uncertain	0	0%	Disagree	0	0%	Strongly Disagree	0	0%	 <p>● Stron... ● Agree</p>
Choice	Number	Percentage																			
Strongly Agree	5	41.67%																			
Agree	7	58.33%																			
Uncertain	0	0%																			
Disagree	0	0%																			
Strongly Disagree	0	0%																			
12	The provision of learning resources in the library was adequate and appropriate	<table border="1"> <thead> <tr> <th>Choice</th> <th>Number</th> <th>Percentage</th> </tr> </thead> <tbody> <tr> <td>Strongly Agree</td> <td>5</td> <td>41.67%</td> </tr> <tr> <td>Agree</td> <td>7</td> <td>58.33%</td> </tr> <tr> <td>Uncertain</td> <td>0</td> <td>0%</td> </tr> <tr> <td>Disagree</td> <td>0</td> <td>0%</td> </tr> <tr> <td>Strongly Disagree</td> <td>0</td> <td>0%</td> </tr> </tbody> </table>	Choice	Number	Percentage	Strongly Agree	5	41.67%	Agree	7	58.33%	Uncertain	0	0%	Disagree	0	0%	Strongly Disagree	0	0%	 <p>● Stron... ● Agree</p>
Choice	Number	Percentage																			
Strongly Agree	5	41.67%																			
Agree	7	58.33%																			
Uncertain	0	0%																			
Disagree	0	0%																			
Strongly Disagree	0	0%																			
13	The provision of learning resources on the Web was adequate and appropriate ( if relevant)	<table border="1"> <thead> <tr> <th>Choice</th> <th>Number</th> <th>Percentage</th> </tr> </thead> <tbody> <tr> <td>Strongly Agree</td> <td>5</td> <td>41.67%</td> </tr> <tr> <td>Agree</td> <td>7</td> <td>58.33%</td> </tr> <tr> <td>Uncertain</td> <td>0</td> <td>0%</td> </tr> <tr> <td>Disagree</td> <td>0</td> <td>0%</td> </tr> <tr> <td>Strongly Disagree</td> <td>0</td> <td>0%</td> </tr> </tbody> </table>	Choice	Number	Percentage	Strongly Agree	5	41.67%	Agree	7	58.33%	Uncertain	0	0%	Disagree	0	0%	Strongly Disagree	0	0%	 <p>● Stron... ● Agree</p>
Choice	Number	Percentage																			
Strongly Agree	5	41.67%																			
Agree	7	58.33%																			
Uncertain	0	0%																			
Disagree	0	0%																			
Strongly Disagree	0	0%																			
14	The Course stimulated my interest and thought on the subject area	<table border="1"> <thead> <tr> <th>Choice</th> <th>Number</th> <th>Percentage</th> </tr> </thead> <tbody> <tr> <td>Strongly Agree</td> <td>5</td> <td>41.67%</td> </tr> <tr> <td>Agree</td> <td>7</td> <td>58.33%</td> </tr> <tr> <td>Uncertain</td> <td>0</td> <td>0%</td> </tr> <tr> <td>Disagree</td> <td>0</td> <td>0%</td> </tr> <tr> <td>Strongly Disagree</td> <td>0</td> <td>0%</td> </tr> </tbody> </table>	Choice	Number	Percentage	Strongly Agree	5	41.67%	Agree	7	58.33%	Uncertain	0	0%	Disagree	0	0%	Strongly Disagree	0	0%	 <p>● Stron... ● Agree</p>
Choice	Number	Percentage																			
Strongly Agree	5	41.67%																			
Agree	7	58.33%																			
Uncertain	0	0%																			
Disagree	0	0%																			
Strongly Disagree	0	0%																			

15	The pace of the Course was appropriate	<table border="1"> <thead> <tr> <th>Choice</th> <th>Number</th> <th>Percentage</th> </tr> </thead> <tbody> <tr> <td>Strongly Agree</td> <td>5</td> <td>41.67%</td> </tr> <tr> <td>Agree</td> <td>7</td> <td>58.33%</td> </tr> <tr> <td>Uncertain</td> <td>0</td> <td>0%</td> </tr> <tr> <td>Disagree</td> <td>0</td> <td>0%</td> </tr> <tr> <td>Strongly Disagree</td> <td>0</td> <td>0%</td> </tr> </tbody> </table>	Choice	Number	Percentage	Strongly Agree	5	41.67%	Agree	7	58.33%	Uncertain	0	0%	Disagree	0	0%	Strongly Disagree	0	0%	 <p>● Stron... ● Agree</p>
Choice	Number	Percentage																			
Strongly Agree	5	41.67%																			
Agree	7	58.33%																			
Uncertain	0	0%																			
Disagree	0	0%																			
Strongly Disagree	0	0%																			
16	Ideas and concepts were presented clearly	<table border="1"> <thead> <tr> <th>Choice</th> <th>Number</th> <th>Percentage</th> </tr> </thead> <tbody> <tr> <td>Strongly Agree</td> <td>4</td> <td>33.33%</td> </tr> <tr> <td>Agree</td> <td>8</td> <td>66.67%</td> </tr> <tr> <td>Uncertain</td> <td>0</td> <td>0%</td> </tr> <tr> <td>Disagree</td> <td>0</td> <td>0%</td> </tr> <tr> <td>Strongly Disagree</td> <td>0</td> <td>0%</td> </tr> </tbody> </table>	Choice	Number	Percentage	Strongly Agree	4	33.33%	Agree	8	66.67%	Uncertain	0	0%	Disagree	0	0%	Strongly Disagree	0	0%	 <p>● Stron... ● Agree</p>
Choice	Number	Percentage																			
Strongly Agree	4	33.33%																			
Agree	8	66.67%																			
Uncertain	0	0%																			
Disagree	0	0%																			
Strongly Disagree	0	0%																			
17	The method of assessment were reasonable	<table border="1"> <thead> <tr> <th>Choice</th> <th>Number</th> <th>Percentage</th> </tr> </thead> <tbody> <tr> <td>Strongly Agree</td> <td>6</td> <td>50%</td> </tr> <tr> <td>Agree</td> <td>6</td> <td>50%</td> </tr> <tr> <td>Uncertain</td> <td>0</td> <td>0%</td> </tr> <tr> <td>Disagree</td> <td>0</td> <td>0%</td> </tr> <tr> <td>Strongly Disagree</td> <td>0</td> <td>0%</td> </tr> </tbody> </table>	Choice	Number	Percentage	Strongly Agree	6	50%	Agree	6	50%	Uncertain	0	0%	Disagree	0	0%	Strongly Disagree	0	0%	 <p>● Stron... ● Agree</p>
Choice	Number	Percentage																			
Strongly Agree	6	50%																			
Agree	6	50%																			
Uncertain	0	0%																			
Disagree	0	0%																			
Strongly Disagree	0	0%																			
18	Feedback on assessment was timely	<table border="1"> <thead> <tr> <th>Choice</th> <th>Number</th> <th>Percentage</th> </tr> </thead> <tbody> <tr> <td>Strongly Agree</td> <td>7</td> <td>58.33%</td> </tr> <tr> <td>Agree</td> <td>5</td> <td>41.67%</td> </tr> <tr> <td>Uncertain</td> <td>0</td> <td>0%</td> </tr> <tr> <td>Disagree</td> <td>0</td> <td>0%</td> </tr> <tr> <td>Strongly Disagree</td> <td>0</td> <td>0%</td> </tr> </tbody> </table>	Choice	Number	Percentage	Strongly Agree	7	58.33%	Agree	5	41.67%	Uncertain	0	0%	Disagree	0	0%	Strongly Disagree	0	0%	 <p>● Stron... ● Agree</p>
Choice	Number	Percentage																			
Strongly Agree	7	58.33%																			
Agree	5	41.67%																			
Uncertain	0	0%																			
Disagree	0	0%																			
Strongly Disagree	0	0%																			
19	Feedback on assessment was helpful	<table border="1"> <thead> <tr> <th>Choice</th> <th>Number</th> <th>Percentage</th> </tr> </thead> <tbody> <tr> <td>Strongly Agree</td> <td>7</td> <td>58.33%</td> </tr> <tr> <td>Agree</td> <td>5</td> <td>41.67%</td> </tr> <tr> <td>Uncertain</td> <td>0</td> <td>0%</td> </tr> <tr> <td>Disagree</td> <td>0</td> <td>0%</td> </tr> <tr> <td>Strongly Disagree</td> <td>0</td> <td>0%</td> </tr> </tbody> </table>	Choice	Number	Percentage	Strongly Agree	7	58.33%	Agree	5	41.67%	Uncertain	0	0%	Disagree	0	0%	Strongly Disagree	0	0%	 <p>● Stron... ● Agree</p>
Choice	Number	Percentage																			
Strongly Agree	7	58.33%																			
Agree	5	41.67%																			
Uncertain	0	0%																			
Disagree	0	0%																			
Strongly Disagree	0	0%																			

20	I understood the lectures	<table border="1"> <thead> <tr> <th>Choice</th> <th>Number</th> <th>Percentage</th> </tr> </thead> <tbody> <tr> <td>Strongly Agree</td> <td>6</td> <td>50%</td> </tr> <tr> <td>Agree</td> <td>6</td> <td>50%</td> </tr> <tr> <td>Uncertain</td> <td>0</td> <td>0%</td> </tr> <tr> <td>Disagree</td> <td>0</td> <td>0%</td> </tr> <tr> <td>Strongly Disagree</td> <td>0</td> <td>0%</td> </tr> </tbody> </table>	Choice	Number	Percentage	Strongly Agree	6	50%	Agree	6	50%	Uncertain	0	0%	Disagree	0	0%	Strongly Disagree	0	0%	 <p>● Stron... ● Agree</p>
Choice	Number	Percentage																			
Strongly Agree	6	50%																			
Agree	6	50%																			
Uncertain	0	0%																			
Disagree	0	0%																			
Strongly Disagree	0	0%																			
21	The material was well organized and presented	<table border="1"> <thead> <tr> <th>Choice</th> <th>Number</th> <th>Percentage</th> </tr> </thead> <tbody> <tr> <td>Strongly Agree</td> <td>6</td> <td>50%</td> </tr> <tr> <td>Agree</td> <td>6</td> <td>50%</td> </tr> <tr> <td>Uncertain</td> <td>0</td> <td>0%</td> </tr> <tr> <td>Disagree</td> <td>0</td> <td>0%</td> </tr> <tr> <td>Strongly Disagree</td> <td>0</td> <td>0%</td> </tr> </tbody> </table>	Choice	Number	Percentage	Strongly Agree	6	50%	Agree	6	50%	Uncertain	0	0%	Disagree	0	0%	Strongly Disagree	0	0%	 <p>● Stron... ● Agree</p>
Choice	Number	Percentage																			
Strongly Agree	6	50%																			
Agree	6	50%																			
Uncertain	0	0%																			
Disagree	0	0%																			
Strongly Disagree	0	0%																			
22	The instructor was responsive to student needs and problems	<table border="1"> <thead> <tr> <th>Choice</th> <th>Number</th> <th>Percentage</th> </tr> </thead> <tbody> <tr> <td>Strongly Agree</td> <td>6</td> <td>50%</td> </tr> <tr> <td>Agree</td> <td>6</td> <td>50%</td> </tr> <tr> <td>Uncertain</td> <td>0</td> <td>0%</td> </tr> <tr> <td>Disagree</td> <td>0</td> <td>0%</td> </tr> <tr> <td>Strongly Disagree</td> <td>0</td> <td>0%</td> </tr> </tbody> </table>	Choice	Number	Percentage	Strongly Agree	6	50%	Agree	6	50%	Uncertain	0	0%	Disagree	0	0%	Strongly Disagree	0	0%	 <p>● Stron... ● Agree</p>
Choice	Number	Percentage																			
Strongly Agree	6	50%																			
Agree	6	50%																			
Uncertain	0	0%																			
Disagree	0	0%																			
Strongly Disagree	0	0%																			
23	Had the instructor been regular throughout the course	<table border="1"> <thead> <tr> <th>Choice</th> <th>Number</th> <th>Percentage</th> </tr> </thead> <tbody> <tr> <td>Strongly Agree</td> <td>6</td> <td>50%</td> </tr> <tr> <td>Agree</td> <td>6</td> <td>50%</td> </tr> <tr> <td>Uncertain</td> <td>0</td> <td>0%</td> </tr> <tr> <td>Disagree</td> <td>0</td> <td>0%</td> </tr> <tr> <td>Strongly Disagree</td> <td>0</td> <td>0%</td> </tr> </tbody> </table>	Choice	Number	Percentage	Strongly Agree	6	50%	Agree	6	50%	Uncertain	0	0%	Disagree	0	0%	Strongly Disagree	0	0%	 <p>● Stron... ● Agree</p>
Choice	Number	Percentage																			
Strongly Agree	6	50%																			
Agree	6	50%																			
Uncertain	0	0%																			
Disagree	0	0%																			
Strongly Disagree	0	0%																			
24	The material in the tutorials was useful	<table border="1"> <thead> <tr> <th>Choice</th> <th>Number</th> <th>Percentage</th> </tr> </thead> <tbody> <tr> <td>Strongly Agree</td> <td>5</td> <td>41.67%</td> </tr> <tr> <td>Agree</td> <td>7</td> <td>58.33%</td> </tr> <tr> <td>Uncertain</td> <td>0</td> <td>0%</td> </tr> <tr> <td>Disagree</td> <td>0</td> <td>0%</td> </tr> <tr> <td>Strongly Disagree</td> <td>0</td> <td>0%</td> </tr> </tbody> </table>	Choice	Number	Percentage	Strongly Agree	5	41.67%	Agree	7	58.33%	Uncertain	0	0%	Disagree	0	0%	Strongly Disagree	0	0%	 <p>● Stron... ● Agree</p>
Choice	Number	Percentage																			
Strongly Agree	5	41.67%																			
Agree	7	58.33%																			
Uncertain	0	0%																			
Disagree	0	0%																			
Strongly Disagree	0	0%																			

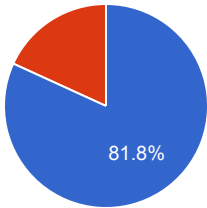
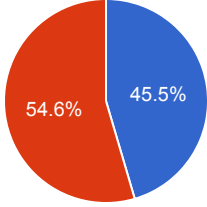
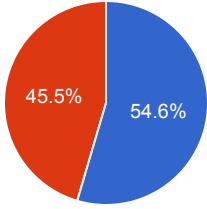
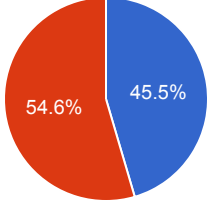
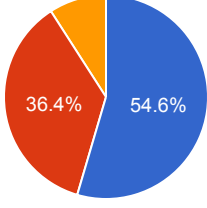
25	I was happy with the amount of work needed for tutorials	<table border="1"> <thead> <tr> <th>Choice</th> <th>Number</th> <th>Percentage</th> </tr> </thead> <tbody> <tr> <td>Strongly Agree</td> <td>5</td> <td>41.67%</td> </tr> <tr> <td>Agree</td> <td>7</td> <td>58.33%</td> </tr> <tr> <td>Uncertain</td> <td>0</td> <td>0%</td> </tr> <tr> <td>Disagree</td> <td>0</td> <td>0%</td> </tr> <tr> <td>Strongly Disagree</td> <td>0</td> <td>0%</td> </tr> </tbody> </table>	Choice	Number	Percentage	Strongly Agree	5	41.67%	Agree	7	58.33%	Uncertain	0	0%	Disagree	0	0%	Strongly Disagree	0	0%	 <p>● Stron... ● Agree</p>
Choice	Number	Percentage																			
Strongly Agree	5	41.67%																			
Agree	7	58.33%																			
Uncertain	0	0%																			
Disagree	0	0%																			
Strongly Disagree	0	0%																			
26	The tutor dealt effectively with my problems	<table border="1"> <thead> <tr> <th>Choice</th> <th>Number</th> <th>Percentage</th> </tr> </thead> <tbody> <tr> <td>Strongly Agree</td> <td>5</td> <td>41.67%</td> </tr> <tr> <td>Agree</td> <td>7</td> <td>58.33%</td> </tr> <tr> <td>Uncertain</td> <td>0</td> <td>0%</td> </tr> <tr> <td>Disagree</td> <td>0</td> <td>0%</td> </tr> <tr> <td>Strongly Disagree</td> <td>0</td> <td>0%</td> </tr> </tbody> </table>	Choice	Number	Percentage	Strongly Agree	5	41.67%	Agree	7	58.33%	Uncertain	0	0%	Disagree	0	0%	Strongly Disagree	0	0%	 <p>● Stron... ● Agree</p>
Choice	Number	Percentage																			
Strongly Agree	5	41.67%																			
Agree	7	58.33%																			
Uncertain	0	0%																			
Disagree	0	0%																			
Strongly Disagree	0	0%																			
27	The material in the practicals was useful	<table border="1"> <thead> <tr> <th>Choice</th> <th>Number</th> <th>Percentage</th> </tr> </thead> <tbody> <tr> <td>Strongly Agree</td> <td>6</td> <td>50%</td> </tr> <tr> <td>Agree</td> <td>6</td> <td>50%</td> </tr> <tr> <td>Uncertain</td> <td>0</td> <td>0%</td> </tr> <tr> <td>Disagree</td> <td>0</td> <td>0%</td> </tr> <tr> <td>Strongly Disagree</td> <td>0</td> <td>0%</td> </tr> </tbody> </table>	Choice	Number	Percentage	Strongly Agree	6	50%	Agree	6	50%	Uncertain	0	0%	Disagree	0	0%	Strongly Disagree	0	0%	 <p>● Stron... ● Agree</p>
Choice	Number	Percentage																			
Strongly Agree	6	50%																			
Agree	6	50%																			
Uncertain	0	0%																			
Disagree	0	0%																			
Strongly Disagree	0	0%																			
28	The demonstrators dealt effectively with my problems	<table border="1"> <thead> <tr> <th>Choice</th> <th>Number</th> <th>Percentage</th> </tr> </thead> <tbody> <tr> <td>Strongly Agree</td> <td>6</td> <td>50%</td> </tr> <tr> <td>Agree</td> <td>6</td> <td>50%</td> </tr> <tr> <td>Uncertain</td> <td>0</td> <td>0%</td> </tr> <tr> <td>Disagree</td> <td>0</td> <td>0%</td> </tr> <tr> <td>Strongly Disagree</td> <td>0</td> <td>0%</td> </tr> </tbody> </table>	Choice	Number	Percentage	Strongly Agree	6	50%	Agree	6	50%	Uncertain	0	0%	Disagree	0	0%	Strongly Disagree	0	0%	 <p>● Stron... ● Agree</p>
Choice	Number	Percentage																			
Strongly Agree	6	50%																			
Agree	6	50%																			
Uncertain	0	0%																			
Disagree	0	0%																			
Strongly Disagree	0	0%																			
29	The best features of the Course were	<p>yes course before mid term excellent Excellent excellent yess course before mid term yes Assignments and lessons before final term mid term course our presentations</p>																			

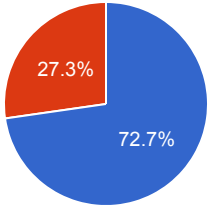
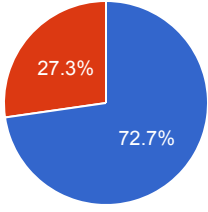
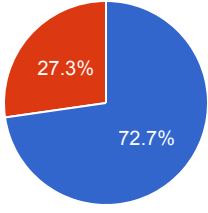
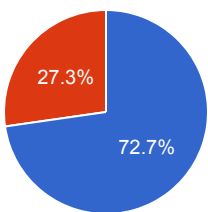
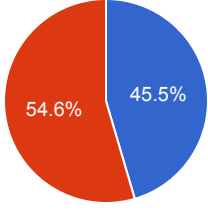
30	The Course could have been improved by	by taking tests taking test and assignment Good Excellent excellent yes taking more tests and assignments yes course coordinator by increasing semester timing by taking tests taking more tests and assignments
31	The University does not tolerate discrimination on any irrelevant distinction (e.g. race, age, gender) and is committed to work with diversity in a wholly positive way. Please indicate below anything in relation to this Course which may run counter to this objective	agree i agree Nil NIL excellent i agree i agree yes nothing i agree yes i agree

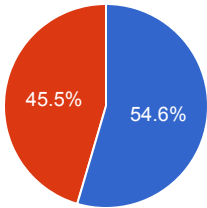
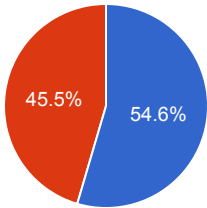
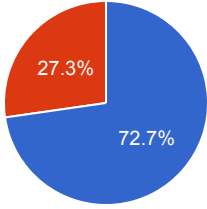
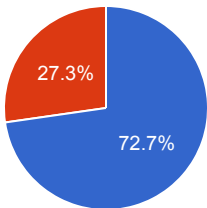
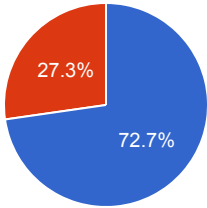
# Course Evaluation - Program: 0264

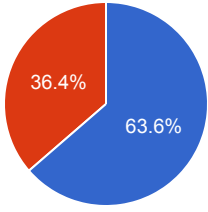
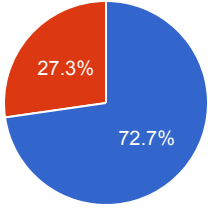
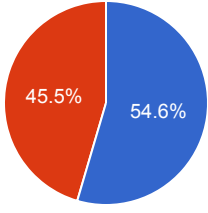
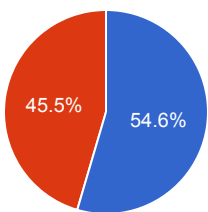
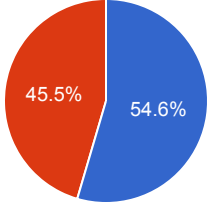
Teacher Name: QAISAR SHAH		Course ID: MLT-101(L) Course Title: Bio Chemistry - I		Session: 2017 Fall																			
Shift: Morning -- Section:		Total Strength: 19		Attempted: 11																			
S.No	Question	Opinions			Chart																		
1	The course objectives were clear	<table border="1"> <thead> <tr> <th>Choice</th> <th>Number</th> <th>Percentage</th> </tr> </thead> <tbody> <tr> <td>Strongly Agree</td> <td>8</td> <td>72.73%</td> </tr> <tr> <td>Agree</td> <td>3</td> <td>27.27%</td> </tr> <tr> <td>Uncertain</td> <td>0</td> <td>0%</td> </tr> <tr> <td>Disagree</td> <td>0</td> <td>0%</td> </tr> <tr> <td>Strongly Disagree</td> <td>0</td> <td>0%</td> </tr> </tbody> </table>	Choice	Number	Percentage	Strongly Agree	8	72.73%	Agree	3	27.27%	Uncertain	0	0%	Disagree	0	0%	Strongly Disagree	0	0%	<p>Legend: ● Stron... (blue), ● Agree (red)</p>		
Choice	Number	Percentage																					
Strongly Agree	8	72.73%																					
Agree	3	27.27%																					
Uncertain	0	0%																					
Disagree	0	0%																					
Strongly Disagree	0	0%																					
2	The Course workload was manageable	<table border="1"> <thead> <tr> <th>Choice</th> <th>Number</th> <th>Percentage</th> </tr> </thead> <tbody> <tr> <td>Strongly Agree</td> <td>9</td> <td>81.82%</td> </tr> <tr> <td>Agree</td> <td>2</td> <td>18.18%</td> </tr> <tr> <td>Uncertain</td> <td>0</td> <td>0%</td> </tr> <tr> <td>Disagree</td> <td>0</td> <td>0%</td> </tr> <tr> <td>Strongly Disagree</td> <td>0</td> <td>0%</td> </tr> </tbody> </table>	Choice	Number	Percentage	Strongly Agree	9	81.82%	Agree	2	18.18%	Uncertain	0	0%	Disagree	0	0%	Strongly Disagree	0	0%	<p>Legend: ● Stron... (blue), ● Agree (red)</p>		
Choice	Number	Percentage																					
Strongly Agree	9	81.82%																					
Agree	2	18.18%																					
Uncertain	0	0%																					
Disagree	0	0%																					
Strongly Disagree	0	0%																					
3	The Course was well organized (e.g. timely access to materials, notification of changes, etc.)	<table border="1"> <thead> <tr> <th>Choice</th> <th>Number</th> <th>Percentage</th> </tr> </thead> <tbody> <tr> <td>Strongly Agree</td> <td>9</td> <td>81.82%</td> </tr> <tr> <td>Agree</td> <td>2</td> <td>18.18%</td> </tr> <tr> <td>Uncertain</td> <td>0</td> <td>0%</td> </tr> <tr> <td>Disagree</td> <td>0</td> <td>0%</td> </tr> <tr> <td>Strongly Disagree</td> <td>0</td> <td>0%</td> </tr> </tbody> </table>	Choice	Number	Percentage	Strongly Agree	9	81.82%	Agree	2	18.18%	Uncertain	0	0%	Disagree	0	0%	Strongly Disagree	0	0%	<p>Legend: ● Stron... (blue), ● Agree (red)</p>		
Choice	Number	Percentage																					
Strongly Agree	9	81.82%																					
Agree	2	18.18%																					
Uncertain	0	0%																					
Disagree	0	0%																					
Strongly Disagree	0	0%																					
4	I participated actively in the Course	<table border="1"> <thead> <tr> <th>Choice</th> <th>Number</th> <th>Percentage</th> </tr> </thead> <tbody> <tr> <td>Strongly Agree</td> <td>8</td> <td>72.73%</td> </tr> <tr> <td>Agree</td> <td>3</td> <td>27.27%</td> </tr> <tr> <td>Uncertain</td> <td>0</td> <td>0%</td> </tr> <tr> <td>Disagree</td> <td>0</td> <td>0%</td> </tr> <tr> <td>Strongly Disagree</td> <td>0</td> <td>0%</td> </tr> </tbody> </table>	Choice	Number	Percentage	Strongly Agree	8	72.73%	Agree	3	27.27%	Uncertain	0	0%	Disagree	0	0%	Strongly Disagree	0	0%	<p>Legend: ● Stron... (blue), ● Agree (red)</p>		
Choice	Number	Percentage																					
Strongly Agree	8	72.73%																					
Agree	3	27.27%																					
Uncertain	0	0%																					
Disagree	0	0%																					
Strongly Disagree	0	0%																					

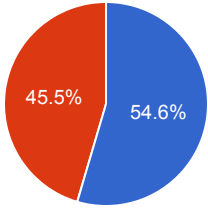
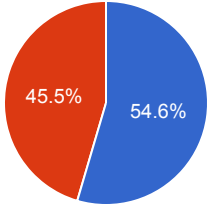
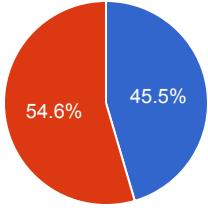
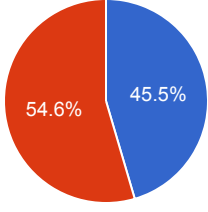


5	I think I have made progress in this Course	<table border="1"> <thead> <tr> <th>Choice</th> <th>Number</th> <th>Percentage</th> </tr> </thead> <tbody> <tr> <td>Strongly Agree</td> <td>9</td> <td>81.82%</td> </tr> <tr> <td>Agree</td> <td>2</td> <td>18.18%</td> </tr> <tr> <td>Uncertain</td> <td>0</td> <td>0%</td> </tr> <tr> <td>Disagree</td> <td>0</td> <td>0%</td> </tr> <tr> <td>Strongly Disagree</td> <td>0</td> <td>0%</td> </tr> </tbody> </table>	Choice	Number	Percentage	Strongly Agree	9	81.82%	Agree	2	18.18%	Uncertain	0	0%	Disagree	0	0%	Strongly Disagree	0	0%	 <p>81.8%</p> <ul style="list-style-type: none"> <li>● Stron...</li> <li>● Agree</li> </ul>
Choice	Number	Percentage																			
Strongly Agree	9	81.82%																			
Agree	2	18.18%																			
Uncertain	0	0%																			
Disagree	0	0%																			
Strongly Disagree	0	0%																			
6	I think the Course was well structured to achieve the learning outcomes (there was a good balance of lectures, tutorials, practical etc.)	<table border="1"> <thead> <tr> <th>Choice</th> <th>Number</th> <th>Percentage</th> </tr> </thead> <tbody> <tr> <td>Strongly Agree</td> <td>5</td> <td>45.45%</td> </tr> <tr> <td>Agree</td> <td>6</td> <td>54.55%</td> </tr> <tr> <td>Uncertain</td> <td>0</td> <td>0%</td> </tr> <tr> <td>Disagree</td> <td>0</td> <td>0%</td> </tr> <tr> <td>Strongly Disagree</td> <td>0</td> <td>0%</td> </tr> </tbody> </table>	Choice	Number	Percentage	Strongly Agree	5	45.45%	Agree	6	54.55%	Uncertain	0	0%	Disagree	0	0%	Strongly Disagree	0	0%	 <p>45.5%</p> <p>54.6%</p> <ul style="list-style-type: none"> <li>● Stron...</li> <li>● Agree</li> </ul>
Choice	Number	Percentage																			
Strongly Agree	5	45.45%																			
Agree	6	54.55%																			
Uncertain	0	0%																			
Disagree	0	0%																			
Strongly Disagree	0	0%																			
7	The learning and teaching methods encouraged participation	<table border="1"> <thead> <tr> <th>Choice</th> <th>Number</th> <th>Percentage</th> </tr> </thead> <tbody> <tr> <td>Strongly Agree</td> <td>6</td> <td>54.55%</td> </tr> <tr> <td>Agree</td> <td>5</td> <td>45.45%</td> </tr> <tr> <td>Uncertain</td> <td>0</td> <td>0%</td> </tr> <tr> <td>Disagree</td> <td>0</td> <td>0%</td> </tr> <tr> <td>Strongly Disagree</td> <td>0</td> <td>0%</td> </tr> </tbody> </table>	Choice	Number	Percentage	Strongly Agree	6	54.55%	Agree	5	45.45%	Uncertain	0	0%	Disagree	0	0%	Strongly Disagree	0	0%	 <p>54.6%</p> <p>45.5%</p> <ul style="list-style-type: none"> <li>● Stron...</li> <li>● Agree</li> </ul>
Choice	Number	Percentage																			
Strongly Agree	6	54.55%																			
Agree	5	45.45%																			
Uncertain	0	0%																			
Disagree	0	0%																			
Strongly Disagree	0	0%																			
8	The overall environment in the class was conducive to learning	<table border="1"> <thead> <tr> <th>Choice</th> <th>Number</th> <th>Percentage</th> </tr> </thead> <tbody> <tr> <td>Strongly Agree</td> <td>5</td> <td>45.45%</td> </tr> <tr> <td>Agree</td> <td>6</td> <td>54.55%</td> </tr> <tr> <td>Uncertain</td> <td>0</td> <td>0%</td> </tr> <tr> <td>Disagree</td> <td>0</td> <td>0%</td> </tr> <tr> <td>Strongly Disagree</td> <td>0</td> <td>0%</td> </tr> </tbody> </table>	Choice	Number	Percentage	Strongly Agree	5	45.45%	Agree	6	54.55%	Uncertain	0	0%	Disagree	0	0%	Strongly Disagree	0	0%	 <p>45.5%</p> <p>54.6%</p> <ul style="list-style-type: none"> <li>● Stron...</li> <li>● Agree</li> </ul>
Choice	Number	Percentage																			
Strongly Agree	5	45.45%																			
Agree	6	54.55%																			
Uncertain	0	0%																			
Disagree	0	0%																			
Strongly Disagree	0	0%																			
9	Classrooms were satisfactory	<table border="1"> <thead> <tr> <th>Choice</th> <th>Number</th> <th>Percentage</th> </tr> </thead> <tbody> <tr> <td>Strongly Agree</td> <td>6</td> <td>54.55%</td> </tr> <tr> <td>Agree</td> <td>4</td> <td>36.36%</td> </tr> <tr> <td>Uncertain</td> <td>1</td> <td>9.09%</td> </tr> <tr> <td>Disagree</td> <td>0</td> <td>0%</td> </tr> <tr> <td>Strongly Disagree</td> <td>0</td> <td>0%</td> </tr> </tbody> </table>	Choice	Number	Percentage	Strongly Agree	6	54.55%	Agree	4	36.36%	Uncertain	1	9.09%	Disagree	0	0%	Strongly Disagree	0	0%	 <p>54.6%</p> <p>36.4%</p> <ul style="list-style-type: none"> <li>● Stron...</li> <li>● Agree</li> <li>● Unce...</li> </ul>
Choice	Number	Percentage																			
Strongly Agree	6	54.55%																			
Agree	4	36.36%																			
Uncertain	1	9.09%																			
Disagree	0	0%																			
Strongly Disagree	0	0%																			

10	Learning materials (Lesson Plans, Course Notes etc.) were relevant and useful	<table border="1"> <thead> <tr> <th>Choice</th> <th>Number</th> <th>Percentage</th> </tr> </thead> <tbody> <tr> <td>Strongly Agree</td> <td>8</td> <td>72.73%</td> </tr> <tr> <td>Agree</td> <td>3</td> <td>27.27%</td> </tr> <tr> <td>Uncertain</td> <td>0</td> <td>0%</td> </tr> <tr> <td>Disagree</td> <td>0</td> <td>0%</td> </tr> <tr> <td>Strongly Disagree</td> <td>0</td> <td>0%</td> </tr> </tbody> </table>	Choice	Number	Percentage	Strongly Agree	8	72.73%	Agree	3	27.27%	Uncertain	0	0%	Disagree	0	0%	Strongly Disagree	0	0%	 <p>● Stron... ● Agree</p>
Choice	Number	Percentage																			
Strongly Agree	8	72.73%																			
Agree	3	27.27%																			
Uncertain	0	0%																			
Disagree	0	0%																			
Strongly Disagree	0	0%																			
11	Recommended reading Books etc. were relevant and appropriate	<table border="1"> <thead> <tr> <th>Choice</th> <th>Number</th> <th>Percentage</th> </tr> </thead> <tbody> <tr> <td>Strongly Agree</td> <td>8</td> <td>72.73%</td> </tr> <tr> <td>Agree</td> <td>3</td> <td>27.27%</td> </tr> <tr> <td>Uncertain</td> <td>0</td> <td>0%</td> </tr> <tr> <td>Disagree</td> <td>0</td> <td>0%</td> </tr> <tr> <td>Strongly Disagree</td> <td>0</td> <td>0%</td> </tr> </tbody> </table>	Choice	Number	Percentage	Strongly Agree	8	72.73%	Agree	3	27.27%	Uncertain	0	0%	Disagree	0	0%	Strongly Disagree	0	0%	 <p>● Stron... ● Agree</p>
Choice	Number	Percentage																			
Strongly Agree	8	72.73%																			
Agree	3	27.27%																			
Uncertain	0	0%																			
Disagree	0	0%																			
Strongly Disagree	0	0%																			
12	The provision of learning resources in the library was adequate and appropriate	<table border="1"> <thead> <tr> <th>Choice</th> <th>Number</th> <th>Percentage</th> </tr> </thead> <tbody> <tr> <td>Strongly Agree</td> <td>8</td> <td>72.73%</td> </tr> <tr> <td>Agree</td> <td>3</td> <td>27.27%</td> </tr> <tr> <td>Uncertain</td> <td>0</td> <td>0%</td> </tr> <tr> <td>Disagree</td> <td>0</td> <td>0%</td> </tr> <tr> <td>Strongly Disagree</td> <td>0</td> <td>0%</td> </tr> </tbody> </table>	Choice	Number	Percentage	Strongly Agree	8	72.73%	Agree	3	27.27%	Uncertain	0	0%	Disagree	0	0%	Strongly Disagree	0	0%	 <p>● Stron... ● Agree</p>
Choice	Number	Percentage																			
Strongly Agree	8	72.73%																			
Agree	3	27.27%																			
Uncertain	0	0%																			
Disagree	0	0%																			
Strongly Disagree	0	0%																			
13	The provision of learning resources on the Web was adequate and appropriate ( if relevant)	<table border="1"> <thead> <tr> <th>Choice</th> <th>Number</th> <th>Percentage</th> </tr> </thead> <tbody> <tr> <td>Strongly Agree</td> <td>8</td> <td>72.73%</td> </tr> <tr> <td>Agree</td> <td>3</td> <td>27.27%</td> </tr> <tr> <td>Uncertain</td> <td>0</td> <td>0%</td> </tr> <tr> <td>Disagree</td> <td>0</td> <td>0%</td> </tr> <tr> <td>Strongly Disagree</td> <td>0</td> <td>0%</td> </tr> </tbody> </table>	Choice	Number	Percentage	Strongly Agree	8	72.73%	Agree	3	27.27%	Uncertain	0	0%	Disagree	0	0%	Strongly Disagree	0	0%	 <p>● Stron... ● Agree</p>
Choice	Number	Percentage																			
Strongly Agree	8	72.73%																			
Agree	3	27.27%																			
Uncertain	0	0%																			
Disagree	0	0%																			
Strongly Disagree	0	0%																			
14	The Course stimulated my interest and thought on the subject area	<table border="1"> <thead> <tr> <th>Choice</th> <th>Number</th> <th>Percentage</th> </tr> </thead> <tbody> <tr> <td>Strongly Agree</td> <td>5</td> <td>45.45%</td> </tr> <tr> <td>Agree</td> <td>6</td> <td>54.55%</td> </tr> <tr> <td>Uncertain</td> <td>0</td> <td>0%</td> </tr> <tr> <td>Disagree</td> <td>0</td> <td>0%</td> </tr> <tr> <td>Strongly Disagree</td> <td>0</td> <td>0%</td> </tr> </tbody> </table>	Choice	Number	Percentage	Strongly Agree	5	45.45%	Agree	6	54.55%	Uncertain	0	0%	Disagree	0	0%	Strongly Disagree	0	0%	 <p>● Stron... ● Agree</p>
Choice	Number	Percentage																			
Strongly Agree	5	45.45%																			
Agree	6	54.55%																			
Uncertain	0	0%																			
Disagree	0	0%																			
Strongly Disagree	0	0%																			

15	The pace of the Course was appropriate	<table border="1"> <thead> <tr> <th>Choice</th> <th>Number</th> <th>Percentage</th> </tr> </thead> <tbody> <tr> <td>Strongly Agree</td> <td>6</td> <td>54.55%</td> </tr> <tr> <td>Agree</td> <td>5</td> <td>45.45%</td> </tr> <tr> <td>Uncertain</td> <td>0</td> <td>0%</td> </tr> <tr> <td>Disagree</td> <td>0</td> <td>0%</td> </tr> <tr> <td>Strongly Disagree</td> <td>0</td> <td>0%</td> </tr> </tbody> </table>	Choice	Number	Percentage	Strongly Agree	6	54.55%	Agree	5	45.45%	Uncertain	0	0%	Disagree	0	0%	Strongly Disagree	0	0%	 <p>● Stron... ● Agree</p>
Choice	Number	Percentage																			
Strongly Agree	6	54.55%																			
Agree	5	45.45%																			
Uncertain	0	0%																			
Disagree	0	0%																			
Strongly Disagree	0	0%																			
16	Ideas and concepts were presented clearly	<table border="1"> <thead> <tr> <th>Choice</th> <th>Number</th> <th>Percentage</th> </tr> </thead> <tbody> <tr> <td>Strongly Agree</td> <td>6</td> <td>54.55%</td> </tr> <tr> <td>Agree</td> <td>5</td> <td>45.45%</td> </tr> <tr> <td>Uncertain</td> <td>0</td> <td>0%</td> </tr> <tr> <td>Disagree</td> <td>0</td> <td>0%</td> </tr> <tr> <td>Strongly Disagree</td> <td>0</td> <td>0%</td> </tr> </tbody> </table>	Choice	Number	Percentage	Strongly Agree	6	54.55%	Agree	5	45.45%	Uncertain	0	0%	Disagree	0	0%	Strongly Disagree	0	0%	 <p>● Stron... ● Agree</p>
Choice	Number	Percentage																			
Strongly Agree	6	54.55%																			
Agree	5	45.45%																			
Uncertain	0	0%																			
Disagree	0	0%																			
Strongly Disagree	0	0%																			
17	The method of assessment were reasonable	<table border="1"> <thead> <tr> <th>Choice</th> <th>Number</th> <th>Percentage</th> </tr> </thead> <tbody> <tr> <td>Strongly Agree</td> <td>8</td> <td>72.73%</td> </tr> <tr> <td>Agree</td> <td>3</td> <td>27.27%</td> </tr> <tr> <td>Uncertain</td> <td>0</td> <td>0%</td> </tr> <tr> <td>Disagree</td> <td>0</td> <td>0%</td> </tr> <tr> <td>Strongly Disagree</td> <td>0</td> <td>0%</td> </tr> </tbody> </table>	Choice	Number	Percentage	Strongly Agree	8	72.73%	Agree	3	27.27%	Uncertain	0	0%	Disagree	0	0%	Strongly Disagree	0	0%	 <p>● Stron... ● Agree</p>
Choice	Number	Percentage																			
Strongly Agree	8	72.73%																			
Agree	3	27.27%																			
Uncertain	0	0%																			
Disagree	0	0%																			
Strongly Disagree	0	0%																			
18	Feedback on assessment was timely	<table border="1"> <thead> <tr> <th>Choice</th> <th>Number</th> <th>Percentage</th> </tr> </thead> <tbody> <tr> <td>Strongly Agree</td> <td>8</td> <td>72.73%</td> </tr> <tr> <td>Agree</td> <td>3</td> <td>27.27%</td> </tr> <tr> <td>Uncertain</td> <td>0</td> <td>0%</td> </tr> <tr> <td>Disagree</td> <td>0</td> <td>0%</td> </tr> <tr> <td>Strongly Disagree</td> <td>0</td> <td>0%</td> </tr> </tbody> </table>	Choice	Number	Percentage	Strongly Agree	8	72.73%	Agree	3	27.27%	Uncertain	0	0%	Disagree	0	0%	Strongly Disagree	0	0%	 <p>● Stron... ● Agree</p>
Choice	Number	Percentage																			
Strongly Agree	8	72.73%																			
Agree	3	27.27%																			
Uncertain	0	0%																			
Disagree	0	0%																			
Strongly Disagree	0	0%																			
19	Feedback on assessment was helpful	<table border="1"> <thead> <tr> <th>Choice</th> <th>Number</th> <th>Percentage</th> </tr> </thead> <tbody> <tr> <td>Strongly Agree</td> <td>8</td> <td>72.73%</td> </tr> <tr> <td>Agree</td> <td>3</td> <td>27.27%</td> </tr> <tr> <td>Uncertain</td> <td>0</td> <td>0%</td> </tr> <tr> <td>Disagree</td> <td>0</td> <td>0%</td> </tr> <tr> <td>Strongly Disagree</td> <td>0</td> <td>0%</td> </tr> </tbody> </table>	Choice	Number	Percentage	Strongly Agree	8	72.73%	Agree	3	27.27%	Uncertain	0	0%	Disagree	0	0%	Strongly Disagree	0	0%	 <p>● Stron... ● Agree</p>
Choice	Number	Percentage																			
Strongly Agree	8	72.73%																			
Agree	3	27.27%																			
Uncertain	0	0%																			
Disagree	0	0%																			
Strongly Disagree	0	0%																			

20	I understood the lectures	<table border="1"> <thead> <tr> <th>Choice</th> <th>Number</th> <th>Percentage</th> </tr> </thead> <tbody> <tr> <td>Strongly Agree</td> <td>7</td> <td>63.64%</td> </tr> <tr> <td>Agree</td> <td>4</td> <td>36.36%</td> </tr> <tr> <td>Uncertain</td> <td>0</td> <td>0%</td> </tr> <tr> <td>Disagree</td> <td>0</td> <td>0%</td> </tr> <tr> <td>Strongly Disagree</td> <td>0</td> <td>0%</td> </tr> </tbody> </table>	Choice	Number	Percentage	Strongly Agree	7	63.64%	Agree	4	36.36%	Uncertain	0	0%	Disagree	0	0%	Strongly Disagree	0	0%	 <p>● Stron... ● Agree</p>
Choice	Number	Percentage																			
Strongly Agree	7	63.64%																			
Agree	4	36.36%																			
Uncertain	0	0%																			
Disagree	0	0%																			
Strongly Disagree	0	0%																			
21	The material was well organized and presented	<table border="1"> <thead> <tr> <th>Choice</th> <th>Number</th> <th>Percentage</th> </tr> </thead> <tbody> <tr> <td>Strongly Agree</td> <td>8</td> <td>72.73%</td> </tr> <tr> <td>Agree</td> <td>3</td> <td>27.27%</td> </tr> <tr> <td>Uncertain</td> <td>0</td> <td>0%</td> </tr> <tr> <td>Disagree</td> <td>0</td> <td>0%</td> </tr> <tr> <td>Strongly Disagree</td> <td>0</td> <td>0%</td> </tr> </tbody> </table>	Choice	Number	Percentage	Strongly Agree	8	72.73%	Agree	3	27.27%	Uncertain	0	0%	Disagree	0	0%	Strongly Disagree	0	0%	 <p>● Stron... ● Agree</p>
Choice	Number	Percentage																			
Strongly Agree	8	72.73%																			
Agree	3	27.27%																			
Uncertain	0	0%																			
Disagree	0	0%																			
Strongly Disagree	0	0%																			
22	The instructor was responsive to student needs and problems	<table border="1"> <thead> <tr> <th>Choice</th> <th>Number</th> <th>Percentage</th> </tr> </thead> <tbody> <tr> <td>Strongly Agree</td> <td>6</td> <td>54.55%</td> </tr> <tr> <td>Agree</td> <td>5</td> <td>45.45%</td> </tr> <tr> <td>Uncertain</td> <td>0</td> <td>0%</td> </tr> <tr> <td>Disagree</td> <td>0</td> <td>0%</td> </tr> <tr> <td>Strongly Disagree</td> <td>0</td> <td>0%</td> </tr> </tbody> </table>	Choice	Number	Percentage	Strongly Agree	6	54.55%	Agree	5	45.45%	Uncertain	0	0%	Disagree	0	0%	Strongly Disagree	0	0%	 <p>● Stron... ● Agree</p>
Choice	Number	Percentage																			
Strongly Agree	6	54.55%																			
Agree	5	45.45%																			
Uncertain	0	0%																			
Disagree	0	0%																			
Strongly Disagree	0	0%																			
23	Had the instructor been regular throughout the course	<table border="1"> <thead> <tr> <th>Choice</th> <th>Number</th> <th>Percentage</th> </tr> </thead> <tbody> <tr> <td>Strongly Agree</td> <td>6</td> <td>54.55%</td> </tr> <tr> <td>Agree</td> <td>5</td> <td>45.45%</td> </tr> <tr> <td>Uncertain</td> <td>0</td> <td>0%</td> </tr> <tr> <td>Disagree</td> <td>0</td> <td>0%</td> </tr> <tr> <td>Strongly Disagree</td> <td>0</td> <td>0%</td> </tr> </tbody> </table>	Choice	Number	Percentage	Strongly Agree	6	54.55%	Agree	5	45.45%	Uncertain	0	0%	Disagree	0	0%	Strongly Disagree	0	0%	 <p>● Stron... ● Agree</p>
Choice	Number	Percentage																			
Strongly Agree	6	54.55%																			
Agree	5	45.45%																			
Uncertain	0	0%																			
Disagree	0	0%																			
Strongly Disagree	0	0%																			
24	The material in the tutorials was useful	<table border="1"> <thead> <tr> <th>Choice</th> <th>Number</th> <th>Percentage</th> </tr> </thead> <tbody> <tr> <td>Strongly Agree</td> <td>6</td> <td>54.55%</td> </tr> <tr> <td>Agree</td> <td>5</td> <td>45.45%</td> </tr> <tr> <td>Uncertain</td> <td>0</td> <td>0%</td> </tr> <tr> <td>Disagree</td> <td>0</td> <td>0%</td> </tr> <tr> <td>Strongly Disagree</td> <td>0</td> <td>0%</td> </tr> </tbody> </table>	Choice	Number	Percentage	Strongly Agree	6	54.55%	Agree	5	45.45%	Uncertain	0	0%	Disagree	0	0%	Strongly Disagree	0	0%	 <p>● Stron... ● Agree</p>
Choice	Number	Percentage																			
Strongly Agree	6	54.55%																			
Agree	5	45.45%																			
Uncertain	0	0%																			
Disagree	0	0%																			
Strongly Disagree	0	0%																			

25	I was happy with the amount of work needed for tutorials	<table border="1"> <thead> <tr> <th>Choice</th> <th>Number</th> <th>Percentage</th> </tr> </thead> <tbody> <tr> <td>Strongly Agree</td> <td>6</td> <td>54.55%</td> </tr> <tr> <td>Agree</td> <td>5</td> <td>45.45%</td> </tr> <tr> <td>Uncertain</td> <td>0</td> <td>0%</td> </tr> <tr> <td>Disagree</td> <td>0</td> <td>0%</td> </tr> <tr> <td>Strongly Disagree</td> <td>0</td> <td>0%</td> </tr> </tbody> </table>	Choice	Number	Percentage	Strongly Agree	6	54.55%	Agree	5	45.45%	Uncertain	0	0%	Disagree	0	0%	Strongly Disagree	0	0%	 <p>● Stron... ● Agree</p>
Choice	Number	Percentage																			
Strongly Agree	6	54.55%																			
Agree	5	45.45%																			
Uncertain	0	0%																			
Disagree	0	0%																			
Strongly Disagree	0	0%																			
26	The tutor dealt effectively with my problems	<table border="1"> <thead> <tr> <th>Choice</th> <th>Number</th> <th>Percentage</th> </tr> </thead> <tbody> <tr> <td>Strongly Agree</td> <td>6</td> <td>54.55%</td> </tr> <tr> <td>Agree</td> <td>5</td> <td>45.45%</td> </tr> <tr> <td>Uncertain</td> <td>0</td> <td>0%</td> </tr> <tr> <td>Disagree</td> <td>0</td> <td>0%</td> </tr> <tr> <td>Strongly Disagree</td> <td>0</td> <td>0%</td> </tr> </tbody> </table>	Choice	Number	Percentage	Strongly Agree	6	54.55%	Agree	5	45.45%	Uncertain	0	0%	Disagree	0	0%	Strongly Disagree	0	0%	 <p>● Stron... ● Agree</p>
Choice	Number	Percentage																			
Strongly Agree	6	54.55%																			
Agree	5	45.45%																			
Uncertain	0	0%																			
Disagree	0	0%																			
Strongly Disagree	0	0%																			
27	The material in the practicals was useful	<table border="1"> <thead> <tr> <th>Choice</th> <th>Number</th> <th>Percentage</th> </tr> </thead> <tbody> <tr> <td>Strongly Agree</td> <td>5</td> <td>45.45%</td> </tr> <tr> <td>Agree</td> <td>6</td> <td>54.55%</td> </tr> <tr> <td>Uncertain</td> <td>0</td> <td>0%</td> </tr> <tr> <td>Disagree</td> <td>0</td> <td>0%</td> </tr> <tr> <td>Strongly Disagree</td> <td>0</td> <td>0%</td> </tr> </tbody> </table>	Choice	Number	Percentage	Strongly Agree	5	45.45%	Agree	6	54.55%	Uncertain	0	0%	Disagree	0	0%	Strongly Disagree	0	0%	 <p>● Stron... ● Agree</p>
Choice	Number	Percentage																			
Strongly Agree	5	45.45%																			
Agree	6	54.55%																			
Uncertain	0	0%																			
Disagree	0	0%																			
Strongly Disagree	0	0%																			
28	The demonstrators dealt effectively with my problems	<table border="1"> <thead> <tr> <th>Choice</th> <th>Number</th> <th>Percentage</th> </tr> </thead> <tbody> <tr> <td>Strongly Agree</td> <td>5</td> <td>45.45%</td> </tr> <tr> <td>Agree</td> <td>6</td> <td>54.55%</td> </tr> <tr> <td>Uncertain</td> <td>0</td> <td>0%</td> </tr> <tr> <td>Disagree</td> <td>0</td> <td>0%</td> </tr> <tr> <td>Strongly Disagree</td> <td>0</td> <td>0%</td> </tr> </tbody> </table>	Choice	Number	Percentage	Strongly Agree	5	45.45%	Agree	6	54.55%	Uncertain	0	0%	Disagree	0	0%	Strongly Disagree	0	0%	 <p>● Stron... ● Agree</p>
Choice	Number	Percentage																			
Strongly Agree	5	45.45%																			
Agree	6	54.55%																			
Uncertain	0	0%																			
Disagree	0	0%																			
Strongly Disagree	0	0%																			
29	The best features of the Course were	<p>yes agree excellent Excellent EXCELLENT yes yes feedback is very satisfactory and Sir is very helpful to us. we have taken tests and assignments. and its enough for student contribution. we have perform many lab tests in MMC hospital and many practicals work in Bio-chemistry lab. he is indeed a best instructor, explains each and every things. when we have any problem regarding the topic, he is really helpful to us. before final term visit to the hospital for practice a visit to the hospital</p>																			

30	The Course could have been improved by	yes taking tests and assignment good Excellent EXCELLENT yes yes By course Coordinator. less syllabus by performing practicals. taking more tests and assignments in a given subject
31	The University does not tolerate discrimination on any irrelevant distinction (e.g. race, age, gender) and is committed to work with diversity in a wholly positive way. Please indicate below anything in relation to this Course which may run counter to this objective	agree Nil NIL NIL yes yes Nothing i agree i agree.. i agree