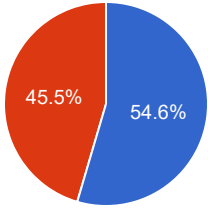
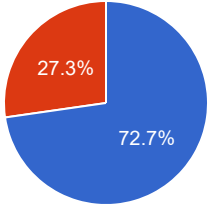
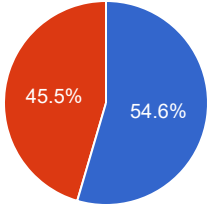
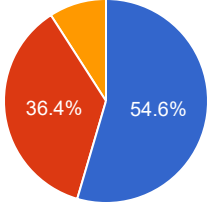
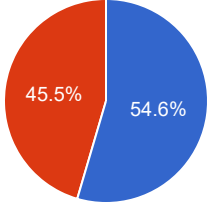
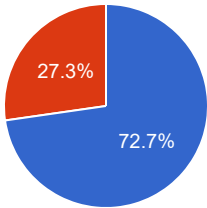
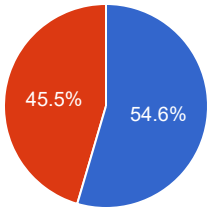
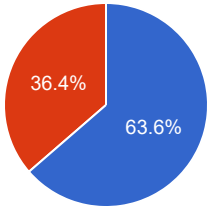
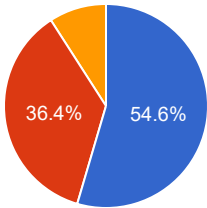
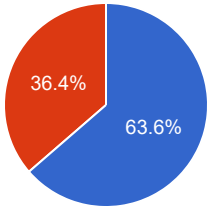
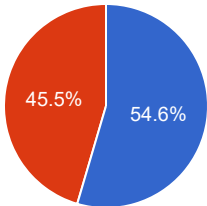
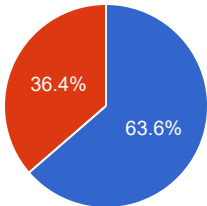
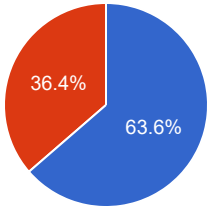
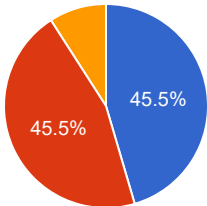
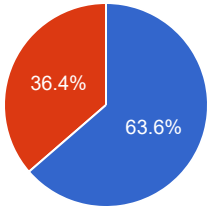


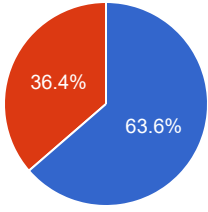
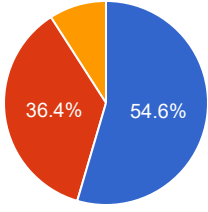
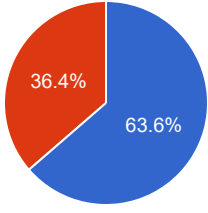
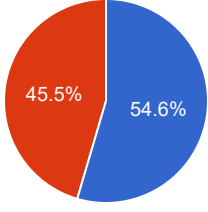
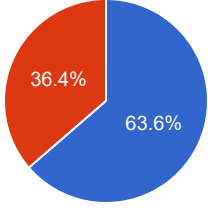
Course Evaluation - Program: 0258

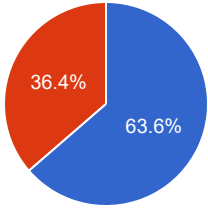
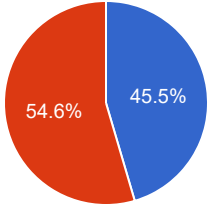
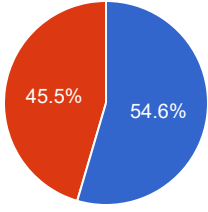
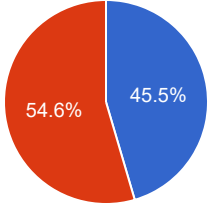
Teacher Name: AZIM ULLAH		Course ID: ENG-206 Course Title: Poetry - I		Session: 2017 Fall																			
Shift: Morning -- Section:		Total Strength: 18		Attempted: 11																			
S.No	Question	Opinions			Chart																		
1	The course objectives were clear	<table border="1"> <thead> <tr> <th>Choice</th> <th>Number</th> <th>Percentage</th> </tr> </thead> <tbody> <tr> <td>Strongly Agree</td> <td>8</td> <td>72.73%</td> </tr> <tr> <td>Agree</td> <td>3</td> <td>27.27%</td> </tr> <tr> <td>Uncertain</td> <td>0</td> <td>0%</td> </tr> <tr> <td>Disagree</td> <td>0</td> <td>0%</td> </tr> <tr> <td>Strongly Disagree</td> <td>0</td> <td>0%</td> </tr> </tbody> </table>	Choice	Number	Percentage	Strongly Agree	8	72.73%	Agree	3	27.27%	Uncertain	0	0%	Disagree	0	0%	Strongly Disagree	0	0%	<p>Legend: ● Stron... (blue), ● Agree (red)</p>		
Choice	Number	Percentage																					
Strongly Agree	8	72.73%																					
Agree	3	27.27%																					
Uncertain	0	0%																					
Disagree	0	0%																					
Strongly Disagree	0	0%																					
2	The Course workload was manageable	<table border="1"> <thead> <tr> <th>Choice</th> <th>Number</th> <th>Percentage</th> </tr> </thead> <tbody> <tr> <td>Strongly Agree</td> <td>6</td> <td>54.55%</td> </tr> <tr> <td>Agree</td> <td>5</td> <td>45.45%</td> </tr> <tr> <td>Uncertain</td> <td>0</td> <td>0%</td> </tr> <tr> <td>Disagree</td> <td>0</td> <td>0%</td> </tr> <tr> <td>Strongly Disagree</td> <td>0</td> <td>0%</td> </tr> </tbody> </table>	Choice	Number	Percentage	Strongly Agree	6	54.55%	Agree	5	45.45%	Uncertain	0	0%	Disagree	0	0%	Strongly Disagree	0	0%	<p>Legend: ● Stron... (blue), ● Agree (red)</p>		
Choice	Number	Percentage																					
Strongly Agree	6	54.55%																					
Agree	5	45.45%																					
Uncertain	0	0%																					
Disagree	0	0%																					
Strongly Disagree	0	0%																					
3	The Course was well organized (e.g. timely access to materials, notification of changes, etc.)	<table border="1"> <thead> <tr> <th>Choice</th> <th>Number</th> <th>Percentage</th> </tr> </thead> <tbody> <tr> <td>Strongly Agree</td> <td>7</td> <td>63.64%</td> </tr> <tr> <td>Agree</td> <td>4</td> <td>36.36%</td> </tr> <tr> <td>Uncertain</td> <td>0</td> <td>0%</td> </tr> <tr> <td>Disagree</td> <td>0</td> <td>0%</td> </tr> <tr> <td>Strongly Disagree</td> <td>0</td> <td>0%</td> </tr> </tbody> </table>	Choice	Number	Percentage	Strongly Agree	7	63.64%	Agree	4	36.36%	Uncertain	0	0%	Disagree	0	0%	Strongly Disagree	0	0%	<p>Legend: ● Stron... (blue), ● Agree (red)</p>		
Choice	Number	Percentage																					
Strongly Agree	7	63.64%																					
Agree	4	36.36%																					
Uncertain	0	0%																					
Disagree	0	0%																					
Strongly Disagree	0	0%																					
4	I participated actively in the Course	<table border="1"> <thead> <tr> <th>Choice</th> <th>Number</th> <th>Percentage</th> </tr> </thead> <tbody> <tr> <td>Strongly Agree</td> <td>7</td> <td>63.64%</td> </tr> <tr> <td>Agree</td> <td>4</td> <td>36.36%</td> </tr> <tr> <td>Uncertain</td> <td>0</td> <td>0%</td> </tr> <tr> <td>Disagree</td> <td>0</td> <td>0%</td> </tr> <tr> <td>Strongly Disagree</td> <td>0</td> <td>0%</td> </tr> </tbody> </table>	Choice	Number	Percentage	Strongly Agree	7	63.64%	Agree	4	36.36%	Uncertain	0	0%	Disagree	0	0%	Strongly Disagree	0	0%	<p>Legend: ● Stron... (blue), ● Agree (red)</p>		
Choice	Number	Percentage																					
Strongly Agree	7	63.64%																					
Agree	4	36.36%																					
Uncertain	0	0%																					
Disagree	0	0%																					
Strongly Disagree	0	0%																					

5	I think I have made progress in this Course	<table border="1"> <thead> <tr> <th>Choice</th> <th>Number</th> <th>Percentage</th> </tr> </thead> <tbody> <tr> <td>Strongly Agree</td> <td>6</td> <td>54.55%</td> </tr> <tr> <td>Agree</td> <td>5</td> <td>45.45%</td> </tr> <tr> <td>Uncertain</td> <td>0</td> <td>0%</td> </tr> <tr> <td>Disagree</td> <td>0</td> <td>0%</td> </tr> <tr> <td>Strongly Disagree</td> <td>0</td> <td>0%</td> </tr> </tbody> </table>	Choice	Number	Percentage	Strongly Agree	6	54.55%	Agree	5	45.45%	Uncertain	0	0%	Disagree	0	0%	Strongly Disagree	0	0%	 <p>● Stron... ● Agree</p>
Choice	Number	Percentage																			
Strongly Agree	6	54.55%																			
Agree	5	45.45%																			
Uncertain	0	0%																			
Disagree	0	0%																			
Strongly Disagree	0	0%																			
6	I think the Course was well structured to achieve the learning outcomes (there was a good balance of lectures, tutorials, practical etc.)	<table border="1"> <thead> <tr> <th>Choice</th> <th>Number</th> <th>Percentage</th> </tr> </thead> <tbody> <tr> <td>Strongly Agree</td> <td>8</td> <td>72.73%</td> </tr> <tr> <td>Agree</td> <td>3</td> <td>27.27%</td> </tr> <tr> <td>Uncertain</td> <td>0</td> <td>0%</td> </tr> <tr> <td>Disagree</td> <td>0</td> <td>0%</td> </tr> <tr> <td>Strongly Disagree</td> <td>0</td> <td>0%</td> </tr> </tbody> </table>	Choice	Number	Percentage	Strongly Agree	8	72.73%	Agree	3	27.27%	Uncertain	0	0%	Disagree	0	0%	Strongly Disagree	0	0%	 <p>● Stron... ● Agree</p>
Choice	Number	Percentage																			
Strongly Agree	8	72.73%																			
Agree	3	27.27%																			
Uncertain	0	0%																			
Disagree	0	0%																			
Strongly Disagree	0	0%																			
7	The learning and teaching methods encouraged participation	<table border="1"> <thead> <tr> <th>Choice</th> <th>Number</th> <th>Percentage</th> </tr> </thead> <tbody> <tr> <td>Strongly Agree</td> <td>6</td> <td>54.55%</td> </tr> <tr> <td>Agree</td> <td>5</td> <td>45.45%</td> </tr> <tr> <td>Uncertain</td> <td>0</td> <td>0%</td> </tr> <tr> <td>Disagree</td> <td>0</td> <td>0%</td> </tr> <tr> <td>Strongly Disagree</td> <td>0</td> <td>0%</td> </tr> </tbody> </table>	Choice	Number	Percentage	Strongly Agree	6	54.55%	Agree	5	45.45%	Uncertain	0	0%	Disagree	0	0%	Strongly Disagree	0	0%	 <p>● Stron... ● Agree</p>
Choice	Number	Percentage																			
Strongly Agree	6	54.55%																			
Agree	5	45.45%																			
Uncertain	0	0%																			
Disagree	0	0%																			
Strongly Disagree	0	0%																			
8	The overall environment in the class was conducive to learning	<table border="1"> <thead> <tr> <th>Choice</th> <th>Number</th> <th>Percentage</th> </tr> </thead> <tbody> <tr> <td>Strongly Agree</td> <td>6</td> <td>54.55%</td> </tr> <tr> <td>Agree</td> <td>4</td> <td>36.36%</td> </tr> <tr> <td>Uncertain</td> <td>1</td> <td>9.09%</td> </tr> <tr> <td>Disagree</td> <td>0</td> <td>0%</td> </tr> <tr> <td>Strongly Disagree</td> <td>0</td> <td>0%</td> </tr> </tbody> </table>	Choice	Number	Percentage	Strongly Agree	6	54.55%	Agree	4	36.36%	Uncertain	1	9.09%	Disagree	0	0%	Strongly Disagree	0	0%	 <p>● Stron... ● Agree ● Unce...</p>
Choice	Number	Percentage																			
Strongly Agree	6	54.55%																			
Agree	4	36.36%																			
Uncertain	1	9.09%																			
Disagree	0	0%																			
Strongly Disagree	0	0%																			
9	Classrooms were satisfactory	<table border="1"> <thead> <tr> <th>Choice</th> <th>Number</th> <th>Percentage</th> </tr> </thead> <tbody> <tr> <td>Strongly Agree</td> <td>6</td> <td>54.55%</td> </tr> <tr> <td>Agree</td> <td>5</td> <td>45.45%</td> </tr> <tr> <td>Uncertain</td> <td>0</td> <td>0%</td> </tr> <tr> <td>Disagree</td> <td>0</td> <td>0%</td> </tr> <tr> <td>Strongly Disagree</td> <td>0</td> <td>0%</td> </tr> </tbody> </table>	Choice	Number	Percentage	Strongly Agree	6	54.55%	Agree	5	45.45%	Uncertain	0	0%	Disagree	0	0%	Strongly Disagree	0	0%	 <p>● Stron... ● Agree</p>
Choice	Number	Percentage																			
Strongly Agree	6	54.55%																			
Agree	5	45.45%																			
Uncertain	0	0%																			
Disagree	0	0%																			
Strongly Disagree	0	0%																			

10	Learning materials (Lesson Plans, Course Notes etc.) were relevant and useful	<table border="1"> <thead> <tr> <th>Choice</th> <th>Number</th> <th>Percentage</th> </tr> </thead> <tbody> <tr> <td>Strongly Agree</td> <td>8</td> <td>72.73%</td> </tr> <tr> <td>Agree</td> <td>3</td> <td>27.27%</td> </tr> <tr> <td>Uncertain</td> <td>0</td> <td>0%</td> </tr> <tr> <td>Disagree</td> <td>0</td> <td>0%</td> </tr> <tr> <td>Strongly Disagree</td> <td>0</td> <td>0%</td> </tr> </tbody> </table>	Choice	Number	Percentage	Strongly Agree	8	72.73%	Agree	3	27.27%	Uncertain	0	0%	Disagree	0	0%	Strongly Disagree	0	0%	 <p>● Stron... ● Agree</p>
Choice	Number	Percentage																			
Strongly Agree	8	72.73%																			
Agree	3	27.27%																			
Uncertain	0	0%																			
Disagree	0	0%																			
Strongly Disagree	0	0%																			
11	Recommended reading Books etc. were relevant and appropriate	<table border="1"> <thead> <tr> <th>Choice</th> <th>Number</th> <th>Percentage</th> </tr> </thead> <tbody> <tr> <td>Strongly Agree</td> <td>6</td> <td>54.55%</td> </tr> <tr> <td>Agree</td> <td>5</td> <td>45.45%</td> </tr> <tr> <td>Uncertain</td> <td>0</td> <td>0%</td> </tr> <tr> <td>Disagree</td> <td>0</td> <td>0%</td> </tr> <tr> <td>Strongly Disagree</td> <td>0</td> <td>0%</td> </tr> </tbody> </table>	Choice	Number	Percentage	Strongly Agree	6	54.55%	Agree	5	45.45%	Uncertain	0	0%	Disagree	0	0%	Strongly Disagree	0	0%	 <p>● Stron... ● Agree</p>
Choice	Number	Percentage																			
Strongly Agree	6	54.55%																			
Agree	5	45.45%																			
Uncertain	0	0%																			
Disagree	0	0%																			
Strongly Disagree	0	0%																			
12	The provision of learning resources in the library was adequate and appropriate	<table border="1"> <thead> <tr> <th>Choice</th> <th>Number</th> <th>Percentage</th> </tr> </thead> <tbody> <tr> <td>Strongly Agree</td> <td>7</td> <td>63.64%</td> </tr> <tr> <td>Agree</td> <td>4</td> <td>36.36%</td> </tr> <tr> <td>Uncertain</td> <td>0</td> <td>0%</td> </tr> <tr> <td>Disagree</td> <td>0</td> <td>0%</td> </tr> <tr> <td>Strongly Disagree</td> <td>0</td> <td>0%</td> </tr> </tbody> </table>	Choice	Number	Percentage	Strongly Agree	7	63.64%	Agree	4	36.36%	Uncertain	0	0%	Disagree	0	0%	Strongly Disagree	0	0%	 <p>● Stron... ● Agree</p>
Choice	Number	Percentage																			
Strongly Agree	7	63.64%																			
Agree	4	36.36%																			
Uncertain	0	0%																			
Disagree	0	0%																			
Strongly Disagree	0	0%																			
13	The provision of learning resources on the Web was adequate and appropriate (if relevant)	<table border="1"> <thead> <tr> <th>Choice</th> <th>Number</th> <th>Percentage</th> </tr> </thead> <tbody> <tr> <td>Strongly Agree</td> <td>6</td> <td>54.55%</td> </tr> <tr> <td>Agree</td> <td>4</td> <td>36.36%</td> </tr> <tr> <td>Uncertain</td> <td>1</td> <td>9.09%</td> </tr> <tr> <td>Disagree</td> <td>0</td> <td>0%</td> </tr> <tr> <td>Strongly Disagree</td> <td>0</td> <td>0%</td> </tr> </tbody> </table>	Choice	Number	Percentage	Strongly Agree	6	54.55%	Agree	4	36.36%	Uncertain	1	9.09%	Disagree	0	0%	Strongly Disagree	0	0%	 <p>● Stron... ● Agree ● Unce...</p>
Choice	Number	Percentage																			
Strongly Agree	6	54.55%																			
Agree	4	36.36%																			
Uncertain	1	9.09%																			
Disagree	0	0%																			
Strongly Disagree	0	0%																			
14	The Course stimulated my interest and thought on the subject area	<table border="1"> <thead> <tr> <th>Choice</th> <th>Number</th> <th>Percentage</th> </tr> </thead> <tbody> <tr> <td>Strongly Agree</td> <td>7</td> <td>63.64%</td> </tr> <tr> <td>Agree</td> <td>4</td> <td>36.36%</td> </tr> <tr> <td>Uncertain</td> <td>0</td> <td>0%</td> </tr> <tr> <td>Disagree</td> <td>0</td> <td>0%</td> </tr> <tr> <td>Strongly Disagree</td> <td>0</td> <td>0%</td> </tr> </tbody> </table>	Choice	Number	Percentage	Strongly Agree	7	63.64%	Agree	4	36.36%	Uncertain	0	0%	Disagree	0	0%	Strongly Disagree	0	0%	 <p>● Stron... ● Agree</p>
Choice	Number	Percentage																			
Strongly Agree	7	63.64%																			
Agree	4	36.36%																			
Uncertain	0	0%																			
Disagree	0	0%																			
Strongly Disagree	0	0%																			

15	The pace of the Course was appropriate	<table border="1"> <thead> <tr> <th>Choice</th> <th>Number</th> <th>Percentage</th> </tr> </thead> <tbody> <tr> <td>Strongly Agree</td> <td>6</td> <td>54.55%</td> </tr> <tr> <td>Agree</td> <td>5</td> <td>45.45%</td> </tr> <tr> <td>Uncertain</td> <td>0</td> <td>0%</td> </tr> <tr> <td>Disagree</td> <td>0</td> <td>0%</td> </tr> <tr> <td>Strongly Disagree</td> <td>0</td> <td>0%</td> </tr> </tbody> </table>	Choice	Number	Percentage	Strongly Agree	6	54.55%	Agree	5	45.45%	Uncertain	0	0%	Disagree	0	0%	Strongly Disagree	0	0%	 <p>● Stron... ● Agree</p>
Choice	Number	Percentage																			
Strongly Agree	6	54.55%																			
Agree	5	45.45%																			
Uncertain	0	0%																			
Disagree	0	0%																			
Strongly Disagree	0	0%																			
16	Ideas and concepts were presented clearly	<table border="1"> <thead> <tr> <th>Choice</th> <th>Number</th> <th>Percentage</th> </tr> </thead> <tbody> <tr> <td>Strongly Agree</td> <td>7</td> <td>63.64%</td> </tr> <tr> <td>Agree</td> <td>4</td> <td>36.36%</td> </tr> <tr> <td>Uncertain</td> <td>0</td> <td>0%</td> </tr> <tr> <td>Disagree</td> <td>0</td> <td>0%</td> </tr> <tr> <td>Strongly Disagree</td> <td>0</td> <td>0%</td> </tr> </tbody> </table>	Choice	Number	Percentage	Strongly Agree	7	63.64%	Agree	4	36.36%	Uncertain	0	0%	Disagree	0	0%	Strongly Disagree	0	0%	 <p>● Stron... ● Agree</p>
Choice	Number	Percentage																			
Strongly Agree	7	63.64%																			
Agree	4	36.36%																			
Uncertain	0	0%																			
Disagree	0	0%																			
Strongly Disagree	0	0%																			
17	The method of assessment were reasonable	<table border="1"> <thead> <tr> <th>Choice</th> <th>Number</th> <th>Percentage</th> </tr> </thead> <tbody> <tr> <td>Strongly Agree</td> <td>7</td> <td>63.64%</td> </tr> <tr> <td>Agree</td> <td>4</td> <td>36.36%</td> </tr> <tr> <td>Uncertain</td> <td>0</td> <td>0%</td> </tr> <tr> <td>Disagree</td> <td>0</td> <td>0%</td> </tr> <tr> <td>Strongly Disagree</td> <td>0</td> <td>0%</td> </tr> </tbody> </table>	Choice	Number	Percentage	Strongly Agree	7	63.64%	Agree	4	36.36%	Uncertain	0	0%	Disagree	0	0%	Strongly Disagree	0	0%	 <p>● Stron... ● Agree</p>
Choice	Number	Percentage																			
Strongly Agree	7	63.64%																			
Agree	4	36.36%																			
Uncertain	0	0%																			
Disagree	0	0%																			
Strongly Disagree	0	0%																			
18	Feedback on assessment was timely	<table border="1"> <thead> <tr> <th>Choice</th> <th>Number</th> <th>Percentage</th> </tr> </thead> <tbody> <tr> <td>Strongly Agree</td> <td>5</td> <td>45.45%</td> </tr> <tr> <td>Agree</td> <td>5</td> <td>45.45%</td> </tr> <tr> <td>Uncertain</td> <td>1</td> <td>9.09%</td> </tr> <tr> <td>Disagree</td> <td>0</td> <td>0%</td> </tr> <tr> <td>Strongly Disagree</td> <td>0</td> <td>0%</td> </tr> </tbody> </table>	Choice	Number	Percentage	Strongly Agree	5	45.45%	Agree	5	45.45%	Uncertain	1	9.09%	Disagree	0	0%	Strongly Disagree	0	0%	 <p>● Stron... ● Agree ● Unce...</p>
Choice	Number	Percentage																			
Strongly Agree	5	45.45%																			
Agree	5	45.45%																			
Uncertain	1	9.09%																			
Disagree	0	0%																			
Strongly Disagree	0	0%																			
19	Feedback on assessment was helpful	<table border="1"> <thead> <tr> <th>Choice</th> <th>Number</th> <th>Percentage</th> </tr> </thead> <tbody> <tr> <td>Strongly Agree</td> <td>7</td> <td>63.64%</td> </tr> <tr> <td>Agree</td> <td>4</td> <td>36.36%</td> </tr> <tr> <td>Uncertain</td> <td>0</td> <td>0%</td> </tr> <tr> <td>Disagree</td> <td>0</td> <td>0%</td> </tr> <tr> <td>Strongly Disagree</td> <td>0</td> <td>0%</td> </tr> </tbody> </table>	Choice	Number	Percentage	Strongly Agree	7	63.64%	Agree	4	36.36%	Uncertain	0	0%	Disagree	0	0%	Strongly Disagree	0	0%	 <p>● Stron... ● Agree</p>
Choice	Number	Percentage																			
Strongly Agree	7	63.64%																			
Agree	4	36.36%																			
Uncertain	0	0%																			
Disagree	0	0%																			
Strongly Disagree	0	0%																			

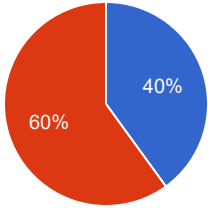
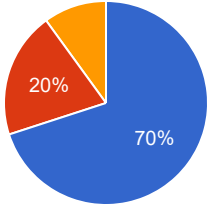
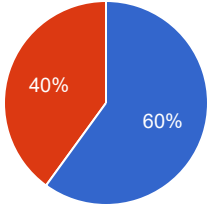
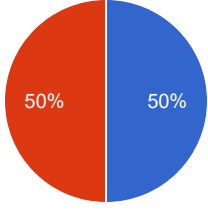
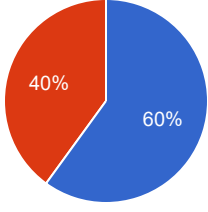
20	I understood the lectures	<table border="1"> <thead> <tr> <th>Choice</th> <th>Number</th> <th>Percentage</th> </tr> </thead> <tbody> <tr> <td>Strongly Agree</td> <td>7</td> <td>63.64%</td> </tr> <tr> <td>Agree</td> <td>4</td> <td>36.36%</td> </tr> <tr> <td>Uncertain</td> <td>0</td> <td>0%</td> </tr> <tr> <td>Disagree</td> <td>0</td> <td>0%</td> </tr> <tr> <td>Strongly Disagree</td> <td>0</td> <td>0%</td> </tr> </tbody> </table>	Choice	Number	Percentage	Strongly Agree	7	63.64%	Agree	4	36.36%	Uncertain	0	0%	Disagree	0	0%	Strongly Disagree	0	0%	 <p>● Stron... ● Agree</p>
Choice	Number	Percentage																			
Strongly Agree	7	63.64%																			
Agree	4	36.36%																			
Uncertain	0	0%																			
Disagree	0	0%																			
Strongly Disagree	0	0%																			
21	The material was well organized and presented	<table border="1"> <thead> <tr> <th>Choice</th> <th>Number</th> <th>Percentage</th> </tr> </thead> <tbody> <tr> <td>Strongly Agree</td> <td>6</td> <td>54.55%</td> </tr> <tr> <td>Agree</td> <td>4</td> <td>36.36%</td> </tr> <tr> <td>Uncertain</td> <td>1</td> <td>9.09%</td> </tr> <tr> <td>Disagree</td> <td>0</td> <td>0%</td> </tr> <tr> <td>Strongly Disagree</td> <td>0</td> <td>0%</td> </tr> </tbody> </table>	Choice	Number	Percentage	Strongly Agree	6	54.55%	Agree	4	36.36%	Uncertain	1	9.09%	Disagree	0	0%	Strongly Disagree	0	0%	 <p>● Stron... ● Agree ● Unce...</p>
Choice	Number	Percentage																			
Strongly Agree	6	54.55%																			
Agree	4	36.36%																			
Uncertain	1	9.09%																			
Disagree	0	0%																			
Strongly Disagree	0	0%																			
22	The instructor was responsive to student needs and problems	<table border="1"> <thead> <tr> <th>Choice</th> <th>Number</th> <th>Percentage</th> </tr> </thead> <tbody> <tr> <td>Strongly Agree</td> <td>7</td> <td>63.64%</td> </tr> <tr> <td>Agree</td> <td>4</td> <td>36.36%</td> </tr> <tr> <td>Uncertain</td> <td>0</td> <td>0%</td> </tr> <tr> <td>Disagree</td> <td>0</td> <td>0%</td> </tr> <tr> <td>Strongly Disagree</td> <td>0</td> <td>0%</td> </tr> </tbody> </table>	Choice	Number	Percentage	Strongly Agree	7	63.64%	Agree	4	36.36%	Uncertain	0	0%	Disagree	0	0%	Strongly Disagree	0	0%	 <p>● Stron... ● Agree</p>
Choice	Number	Percentage																			
Strongly Agree	7	63.64%																			
Agree	4	36.36%																			
Uncertain	0	0%																			
Disagree	0	0%																			
Strongly Disagree	0	0%																			
23	Had the instructor been regular throughout the course	<table border="1"> <thead> <tr> <th>Choice</th> <th>Number</th> <th>Percentage</th> </tr> </thead> <tbody> <tr> <td>Strongly Agree</td> <td>6</td> <td>54.55%</td> </tr> <tr> <td>Agree</td> <td>5</td> <td>45.45%</td> </tr> <tr> <td>Uncertain</td> <td>0</td> <td>0%</td> </tr> <tr> <td>Disagree</td> <td>0</td> <td>0%</td> </tr> <tr> <td>Strongly Disagree</td> <td>0</td> <td>0%</td> </tr> </tbody> </table>	Choice	Number	Percentage	Strongly Agree	6	54.55%	Agree	5	45.45%	Uncertain	0	0%	Disagree	0	0%	Strongly Disagree	0	0%	 <p>● Stron... ● Agree</p>
Choice	Number	Percentage																			
Strongly Agree	6	54.55%																			
Agree	5	45.45%																			
Uncertain	0	0%																			
Disagree	0	0%																			
Strongly Disagree	0	0%																			
24	The material in the tutorials was useful	<table border="1"> <thead> <tr> <th>Choice</th> <th>Number</th> <th>Percentage</th> </tr> </thead> <tbody> <tr> <td>Strongly Agree</td> <td>7</td> <td>63.64%</td> </tr> <tr> <td>Agree</td> <td>4</td> <td>36.36%</td> </tr> <tr> <td>Uncertain</td> <td>0</td> <td>0%</td> </tr> <tr> <td>Disagree</td> <td>0</td> <td>0%</td> </tr> <tr> <td>Strongly Disagree</td> <td>0</td> <td>0%</td> </tr> </tbody> </table>	Choice	Number	Percentage	Strongly Agree	7	63.64%	Agree	4	36.36%	Uncertain	0	0%	Disagree	0	0%	Strongly Disagree	0	0%	 <p>● Stron... ● Agree</p>
Choice	Number	Percentage																			
Strongly Agree	7	63.64%																			
Agree	4	36.36%																			
Uncertain	0	0%																			
Disagree	0	0%																			
Strongly Disagree	0	0%																			

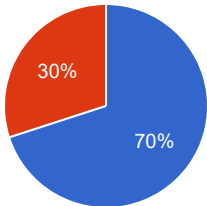
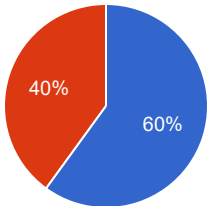
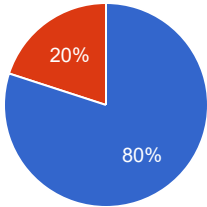
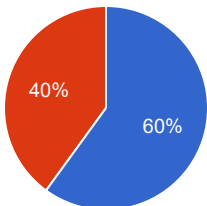
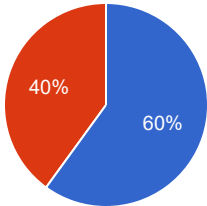
25	I was happy with the amount of work needed for tutorials	<table border="1"> <thead> <tr> <th>Choice</th> <th>Number</th> <th>Percentage</th> </tr> </thead> <tbody> <tr> <td>Strongly Agree</td> <td>7</td> <td>63.64%</td> </tr> <tr> <td>Agree</td> <td>4</td> <td>36.36%</td> </tr> <tr> <td>Uncertain</td> <td>0</td> <td>0%</td> </tr> <tr> <td>Disagree</td> <td>0</td> <td>0%</td> </tr> <tr> <td>Strongly Disagree</td> <td>0</td> <td>0%</td> </tr> </tbody> </table>	Choice	Number	Percentage	Strongly Agree	7	63.64%	Agree	4	36.36%	Uncertain	0	0%	Disagree	0	0%	Strongly Disagree	0	0%	 <p>● Stron... ● Agree</p>
Choice	Number	Percentage																			
Strongly Agree	7	63.64%																			
Agree	4	36.36%																			
Uncertain	0	0%																			
Disagree	0	0%																			
Strongly Disagree	0	0%																			
26	The tutor dealt effectively with my problems	<table border="1"> <thead> <tr> <th>Choice</th> <th>Number</th> <th>Percentage</th> </tr> </thead> <tbody> <tr> <td>Strongly Agree</td> <td>5</td> <td>45.45%</td> </tr> <tr> <td>Agree</td> <td>6</td> <td>54.55%</td> </tr> <tr> <td>Uncertain</td> <td>0</td> <td>0%</td> </tr> <tr> <td>Disagree</td> <td>0</td> <td>0%</td> </tr> <tr> <td>Strongly Disagree</td> <td>0</td> <td>0%</td> </tr> </tbody> </table>	Choice	Number	Percentage	Strongly Agree	5	45.45%	Agree	6	54.55%	Uncertain	0	0%	Disagree	0	0%	Strongly Disagree	0	0%	 <p>● Stron... ● Agree</p>
Choice	Number	Percentage																			
Strongly Agree	5	45.45%																			
Agree	6	54.55%																			
Uncertain	0	0%																			
Disagree	0	0%																			
Strongly Disagree	0	0%																			
27	The material in the practicals was useful	<table border="1"> <thead> <tr> <th>Choice</th> <th>Number</th> <th>Percentage</th> </tr> </thead> <tbody> <tr> <td>Strongly Agree</td> <td>6</td> <td>54.55%</td> </tr> <tr> <td>Agree</td> <td>5</td> <td>45.45%</td> </tr> <tr> <td>Uncertain</td> <td>0</td> <td>0%</td> </tr> <tr> <td>Disagree</td> <td>0</td> <td>0%</td> </tr> <tr> <td>Strongly Disagree</td> <td>0</td> <td>0%</td> </tr> </tbody> </table>	Choice	Number	Percentage	Strongly Agree	6	54.55%	Agree	5	45.45%	Uncertain	0	0%	Disagree	0	0%	Strongly Disagree	0	0%	 <p>● Stron... ● Agree</p>
Choice	Number	Percentage																			
Strongly Agree	6	54.55%																			
Agree	5	45.45%																			
Uncertain	0	0%																			
Disagree	0	0%																			
Strongly Disagree	0	0%																			
28	The demonstrators dealt effectively with my problems	<table border="1"> <thead> <tr> <th>Choice</th> <th>Number</th> <th>Percentage</th> </tr> </thead> <tbody> <tr> <td>Strongly Agree</td> <td>5</td> <td>45.45%</td> </tr> <tr> <td>Agree</td> <td>6</td> <td>54.55%</td> </tr> <tr> <td>Uncertain</td> <td>0</td> <td>0%</td> </tr> <tr> <td>Disagree</td> <td>0</td> <td>0%</td> </tr> <tr> <td>Strongly Disagree</td> <td>0</td> <td>0%</td> </tr> </tbody> </table>	Choice	Number	Percentage	Strongly Agree	5	45.45%	Agree	6	54.55%	Uncertain	0	0%	Disagree	0	0%	Strongly Disagree	0	0%	 <p>● Stron... ● Agree</p>
Choice	Number	Percentage																			
Strongly Agree	5	45.45%																			
Agree	6	54.55%																			
Uncertain	0	0%																			
Disagree	0	0%																			
Strongly Disagree	0	0%																			
29	The best features of the Course were	<p>Fair Good different poem about different legends writer all the course was out standing ok good good All no It introduced new concepts. Almost all</p>																			

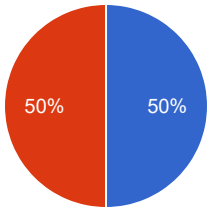
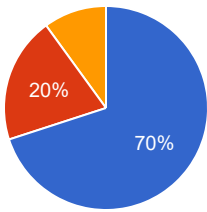
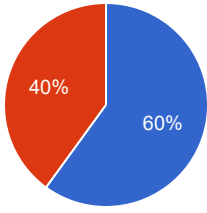
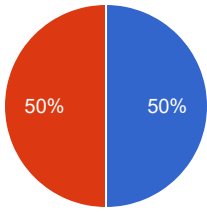
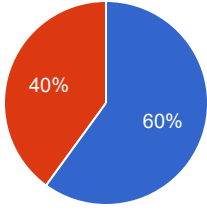
30	The Course could have been improved by	Yes Good By giving New information one and only Sir Azim ok good good None no It was well structured but course was very lengthy. None
31	The University does not tolerate discrimination on any irrelevant distinction (e.g. race, age, gender) and is committed to work with diversity in a wholly positive way. Please indicate below anything in relation to this Course which may run counter to this objective	Good Good best uni ever clear good good no Equal oppurtunities were provided. None

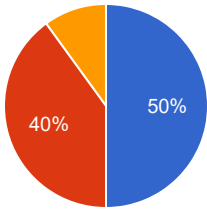
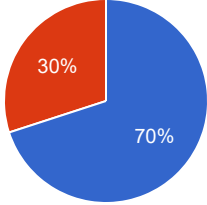
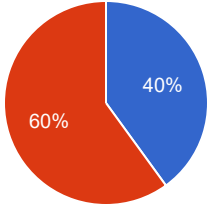
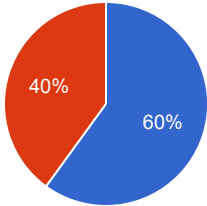
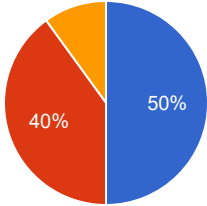
Course Evaluation - Program: 0258

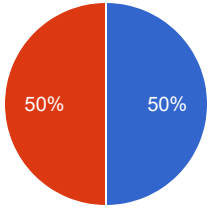
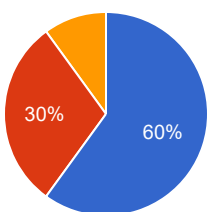
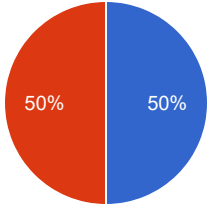
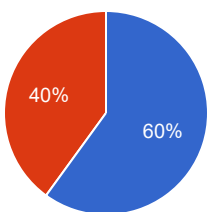
Teacher Name: AZIM ULLAH		Course ID: ENG-301 Course Title: Introduction to English Literature - II		Session: 2017 Fall																			
Shift: Morning -- Section:		Total Strength: 34		Attempted: 10																			
S.No	Question	Opinions			Chart																		
1	The course objectives were clear	<table border="1"> <thead> <tr> <th>Choice</th> <th>Number</th> <th>Percentage</th> </tr> </thead> <tbody> <tr> <td>Strongly Agree</td> <td>6</td> <td>60%</td> </tr> <tr> <td>Agree</td> <td>4</td> <td>40%</td> </tr> <tr> <td>Uncertain</td> <td>0</td> <td>0%</td> </tr> <tr> <td>Disagree</td> <td>0</td> <td>0%</td> </tr> <tr> <td>Strongly Disagree</td> <td>0</td> <td>0%</td> </tr> </tbody> </table>	Choice	Number	Percentage	Strongly Agree	6	60%	Agree	4	40%	Uncertain	0	0%	Disagree	0	0%	Strongly Disagree	0	0%	<p>Legend: ● Stron... (blue), ● Agree (red)</p>		
Choice	Number	Percentage																					
Strongly Agree	6	60%																					
Agree	4	40%																					
Uncertain	0	0%																					
Disagree	0	0%																					
Strongly Disagree	0	0%																					
2	The Course workload was manageable	<table border="1"> <thead> <tr> <th>Choice</th> <th>Number</th> <th>Percentage</th> </tr> </thead> <tbody> <tr> <td>Strongly Agree</td> <td>5</td> <td>50%</td> </tr> <tr> <td>Agree</td> <td>5</td> <td>50%</td> </tr> <tr> <td>Uncertain</td> <td>0</td> <td>0%</td> </tr> <tr> <td>Disagree</td> <td>0</td> <td>0%</td> </tr> <tr> <td>Strongly Disagree</td> <td>0</td> <td>0%</td> </tr> </tbody> </table>	Choice	Number	Percentage	Strongly Agree	5	50%	Agree	5	50%	Uncertain	0	0%	Disagree	0	0%	Strongly Disagree	0	0%	<p>Legend: ● Stron... (blue), ● Agree (red)</p>		
Choice	Number	Percentage																					
Strongly Agree	5	50%																					
Agree	5	50%																					
Uncertain	0	0%																					
Disagree	0	0%																					
Strongly Disagree	0	0%																					
3	The Course was well organized (e.g. timely access to materials, notification of changes, etc.)	<table border="1"> <thead> <tr> <th>Choice</th> <th>Number</th> <th>Percentage</th> </tr> </thead> <tbody> <tr> <td>Strongly Agree</td> <td>6</td> <td>60%</td> </tr> <tr> <td>Agree</td> <td>4</td> <td>40%</td> </tr> <tr> <td>Uncertain</td> <td>0</td> <td>0%</td> </tr> <tr> <td>Disagree</td> <td>0</td> <td>0%</td> </tr> <tr> <td>Strongly Disagree</td> <td>0</td> <td>0%</td> </tr> </tbody> </table>	Choice	Number	Percentage	Strongly Agree	6	60%	Agree	4	40%	Uncertain	0	0%	Disagree	0	0%	Strongly Disagree	0	0%	<p>Legend: ● Stron... (blue), ● Agree (red)</p>		
Choice	Number	Percentage																					
Strongly Agree	6	60%																					
Agree	4	40%																					
Uncertain	0	0%																					
Disagree	0	0%																					
Strongly Disagree	0	0%																					
4	I participated actively in the Course	<table border="1"> <thead> <tr> <th>Choice</th> <th>Number</th> <th>Percentage</th> </tr> </thead> <tbody> <tr> <td>Strongly Agree</td> <td>5</td> <td>50%</td> </tr> <tr> <td>Agree</td> <td>5</td> <td>50%</td> </tr> <tr> <td>Uncertain</td> <td>0</td> <td>0%</td> </tr> <tr> <td>Disagree</td> <td>0</td> <td>0%</td> </tr> <tr> <td>Strongly Disagree</td> <td>0</td> <td>0%</td> </tr> </tbody> </table>	Choice	Number	Percentage	Strongly Agree	5	50%	Agree	5	50%	Uncertain	0	0%	Disagree	0	0%	Strongly Disagree	0	0%	<p>Legend: ● Stron... (blue), ● Agree (red)</p>		
Choice	Number	Percentage																					
Strongly Agree	5	50%																					
Agree	5	50%																					
Uncertain	0	0%																					
Disagree	0	0%																					
Strongly Disagree	0	0%																					

5	I think I have made progress in this Course	<table border="1"> <thead> <tr> <th>Choice</th> <th>Number</th> <th>Percentage</th> </tr> </thead> <tbody> <tr> <td>Strongly Agree</td> <td>4</td> <td>40%</td> </tr> <tr> <td>Agree</td> <td>6</td> <td>60%</td> </tr> <tr> <td>Uncertain</td> <td>0</td> <td>0%</td> </tr> <tr> <td>Disagree</td> <td>0</td> <td>0%</td> </tr> <tr> <td>Strongly Disagree</td> <td>0</td> <td>0%</td> </tr> </tbody> </table>	Choice	Number	Percentage	Strongly Agree	4	40%	Agree	6	60%	Uncertain	0	0%	Disagree	0	0%	Strongly Disagree	0	0%	 <p>● Stron... ● Agree</p>
Choice	Number	Percentage																			
Strongly Agree	4	40%																			
Agree	6	60%																			
Uncertain	0	0%																			
Disagree	0	0%																			
Strongly Disagree	0	0%																			
6	I think the Course was well structured to achieve the learning outcomes (there was a good balance of lectures, tutorials, practical etc.)	<table border="1"> <thead> <tr> <th>Choice</th> <th>Number</th> <th>Percentage</th> </tr> </thead> <tbody> <tr> <td>Strongly Agree</td> <td>7</td> <td>70%</td> </tr> <tr> <td>Agree</td> <td>2</td> <td>20%</td> </tr> <tr> <td>Uncertain</td> <td>1</td> <td>10%</td> </tr> <tr> <td>Disagree</td> <td>0</td> <td>0%</td> </tr> <tr> <td>Strongly Disagree</td> <td>0</td> <td>0%</td> </tr> </tbody> </table>	Choice	Number	Percentage	Strongly Agree	7	70%	Agree	2	20%	Uncertain	1	10%	Disagree	0	0%	Strongly Disagree	0	0%	 <p>● Stron... ● Agree ● Unce...</p>
Choice	Number	Percentage																			
Strongly Agree	7	70%																			
Agree	2	20%																			
Uncertain	1	10%																			
Disagree	0	0%																			
Strongly Disagree	0	0%																			
7	The learning and teaching methods encouraged participation	<table border="1"> <thead> <tr> <th>Choice</th> <th>Number</th> <th>Percentage</th> </tr> </thead> <tbody> <tr> <td>Strongly Agree</td> <td>6</td> <td>60%</td> </tr> <tr> <td>Agree</td> <td>4</td> <td>40%</td> </tr> <tr> <td>Uncertain</td> <td>0</td> <td>0%</td> </tr> <tr> <td>Disagree</td> <td>0</td> <td>0%</td> </tr> <tr> <td>Strongly Disagree</td> <td>0</td> <td>0%</td> </tr> </tbody> </table>	Choice	Number	Percentage	Strongly Agree	6	60%	Agree	4	40%	Uncertain	0	0%	Disagree	0	0%	Strongly Disagree	0	0%	 <p>● Stron... ● Agree</p>
Choice	Number	Percentage																			
Strongly Agree	6	60%																			
Agree	4	40%																			
Uncertain	0	0%																			
Disagree	0	0%																			
Strongly Disagree	0	0%																			
8	The overall environment in the class was conducive to learning	<table border="1"> <thead> <tr> <th>Choice</th> <th>Number</th> <th>Percentage</th> </tr> </thead> <tbody> <tr> <td>Strongly Agree</td> <td>5</td> <td>50%</td> </tr> <tr> <td>Agree</td> <td>5</td> <td>50%</td> </tr> <tr> <td>Uncertain</td> <td>0</td> <td>0%</td> </tr> <tr> <td>Disagree</td> <td>0</td> <td>0%</td> </tr> <tr> <td>Strongly Disagree</td> <td>0</td> <td>0%</td> </tr> </tbody> </table>	Choice	Number	Percentage	Strongly Agree	5	50%	Agree	5	50%	Uncertain	0	0%	Disagree	0	0%	Strongly Disagree	0	0%	 <p>● Stron... ● Agree</p>
Choice	Number	Percentage																			
Strongly Agree	5	50%																			
Agree	5	50%																			
Uncertain	0	0%																			
Disagree	0	0%																			
Strongly Disagree	0	0%																			
9	Classrooms were satisfactory	<table border="1"> <thead> <tr> <th>Choice</th> <th>Number</th> <th>Percentage</th> </tr> </thead> <tbody> <tr> <td>Strongly Agree</td> <td>6</td> <td>60%</td> </tr> <tr> <td>Agree</td> <td>4</td> <td>40%</td> </tr> <tr> <td>Uncertain</td> <td>0</td> <td>0%</td> </tr> <tr> <td>Disagree</td> <td>0</td> <td>0%</td> </tr> <tr> <td>Strongly Disagree</td> <td>0</td> <td>0%</td> </tr> </tbody> </table>	Choice	Number	Percentage	Strongly Agree	6	60%	Agree	4	40%	Uncertain	0	0%	Disagree	0	0%	Strongly Disagree	0	0%	 <p>● Stron... ● Agree</p>
Choice	Number	Percentage																			
Strongly Agree	6	60%																			
Agree	4	40%																			
Uncertain	0	0%																			
Disagree	0	0%																			
Strongly Disagree	0	0%																			

10	Learning materials (Lesson Plans, Course Notes etc.) were relevant and useful	<table border="1"> <thead> <tr> <th>Choice</th> <th>Number</th> <th>Percentage</th> </tr> </thead> <tbody> <tr> <td>Strongly Agree</td> <td>7</td> <td>70%</td> </tr> <tr> <td>Agree</td> <td>3</td> <td>30%</td> </tr> <tr> <td>Uncertain</td> <td>0</td> <td>0%</td> </tr> <tr> <td>Disagree</td> <td>0</td> <td>0%</td> </tr> <tr> <td>Strongly Disagree</td> <td>0</td> <td>0%</td> </tr> </tbody> </table>	Choice	Number	Percentage	Strongly Agree	7	70%	Agree	3	30%	Uncertain	0	0%	Disagree	0	0%	Strongly Disagree	0	0%	 <p>● Stron... ● Agree</p>
Choice	Number	Percentage																			
Strongly Agree	7	70%																			
Agree	3	30%																			
Uncertain	0	0%																			
Disagree	0	0%																			
Strongly Disagree	0	0%																			
11	Recommended reading Books etc. were relevant and appropriate	<table border="1"> <thead> <tr> <th>Choice</th> <th>Number</th> <th>Percentage</th> </tr> </thead> <tbody> <tr> <td>Strongly Agree</td> <td>6</td> <td>60%</td> </tr> <tr> <td>Agree</td> <td>4</td> <td>40%</td> </tr> <tr> <td>Uncertain</td> <td>0</td> <td>0%</td> </tr> <tr> <td>Disagree</td> <td>0</td> <td>0%</td> </tr> <tr> <td>Strongly Disagree</td> <td>0</td> <td>0%</td> </tr> </tbody> </table>	Choice	Number	Percentage	Strongly Agree	6	60%	Agree	4	40%	Uncertain	0	0%	Disagree	0	0%	Strongly Disagree	0	0%	 <p>● Stron... ● Agree</p>
Choice	Number	Percentage																			
Strongly Agree	6	60%																			
Agree	4	40%																			
Uncertain	0	0%																			
Disagree	0	0%																			
Strongly Disagree	0	0%																			
12	The provision of learning resources in the library was adequate and appropriate	<table border="1"> <thead> <tr> <th>Choice</th> <th>Number</th> <th>Percentage</th> </tr> </thead> <tbody> <tr> <td>Strongly Agree</td> <td>8</td> <td>80%</td> </tr> <tr> <td>Agree</td> <td>2</td> <td>20%</td> </tr> <tr> <td>Uncertain</td> <td>0</td> <td>0%</td> </tr> <tr> <td>Disagree</td> <td>0</td> <td>0%</td> </tr> <tr> <td>Strongly Disagree</td> <td>0</td> <td>0%</td> </tr> </tbody> </table>	Choice	Number	Percentage	Strongly Agree	8	80%	Agree	2	20%	Uncertain	0	0%	Disagree	0	0%	Strongly Disagree	0	0%	 <p>● Stron... ● Agree</p>
Choice	Number	Percentage																			
Strongly Agree	8	80%																			
Agree	2	20%																			
Uncertain	0	0%																			
Disagree	0	0%																			
Strongly Disagree	0	0%																			
13	The provision of learning resources on the Web was adequate and appropriate (if relevant)	<table border="1"> <thead> <tr> <th>Choice</th> <th>Number</th> <th>Percentage</th> </tr> </thead> <tbody> <tr> <td>Strongly Agree</td> <td>6</td> <td>60%</td> </tr> <tr> <td>Agree</td> <td>4</td> <td>40%</td> </tr> <tr> <td>Uncertain</td> <td>0</td> <td>0%</td> </tr> <tr> <td>Disagree</td> <td>0</td> <td>0%</td> </tr> <tr> <td>Strongly Disagree</td> <td>0</td> <td>0%</td> </tr> </tbody> </table>	Choice	Number	Percentage	Strongly Agree	6	60%	Agree	4	40%	Uncertain	0	0%	Disagree	0	0%	Strongly Disagree	0	0%	 <p>● Stron... ● Agree</p>
Choice	Number	Percentage																			
Strongly Agree	6	60%																			
Agree	4	40%																			
Uncertain	0	0%																			
Disagree	0	0%																			
Strongly Disagree	0	0%																			
14	The Course stimulated my interest and thought on the subject area	<table border="1"> <thead> <tr> <th>Choice</th> <th>Number</th> <th>Percentage</th> </tr> </thead> <tbody> <tr> <td>Strongly Agree</td> <td>6</td> <td>60%</td> </tr> <tr> <td>Agree</td> <td>4</td> <td>40%</td> </tr> <tr> <td>Uncertain</td> <td>0</td> <td>0%</td> </tr> <tr> <td>Disagree</td> <td>0</td> <td>0%</td> </tr> <tr> <td>Strongly Disagree</td> <td>0</td> <td>0%</td> </tr> </tbody> </table>	Choice	Number	Percentage	Strongly Agree	6	60%	Agree	4	40%	Uncertain	0	0%	Disagree	0	0%	Strongly Disagree	0	0%	 <p>● Stron... ● Agree</p>
Choice	Number	Percentage																			
Strongly Agree	6	60%																			
Agree	4	40%																			
Uncertain	0	0%																			
Disagree	0	0%																			
Strongly Disagree	0	0%																			

15	The pace of the Course was appropriate	<table border="1"> <thead> <tr> <th>Choice</th> <th>Number</th> <th>Percentage</th> </tr> </thead> <tbody> <tr> <td>Strongly Agree</td> <td>5</td> <td>50%</td> </tr> <tr> <td>Agree</td> <td>5</td> <td>50%</td> </tr> <tr> <td>Uncertain</td> <td>0</td> <td>0%</td> </tr> <tr> <td>Disagree</td> <td>0</td> <td>0%</td> </tr> <tr> <td>Strongly Disagree</td> <td>0</td> <td>0%</td> </tr> </tbody> </table>	Choice	Number	Percentage	Strongly Agree	5	50%	Agree	5	50%	Uncertain	0	0%	Disagree	0	0%	Strongly Disagree	0	0%	 <p>● Stron... ● Agree</p>
Choice	Number	Percentage																			
Strongly Agree	5	50%																			
Agree	5	50%																			
Uncertain	0	0%																			
Disagree	0	0%																			
Strongly Disagree	0	0%																			
16	Ideas and concepts were presented clearly	<table border="1"> <thead> <tr> <th>Choice</th> <th>Number</th> <th>Percentage</th> </tr> </thead> <tbody> <tr> <td>Strongly Agree</td> <td>7</td> <td>70%</td> </tr> <tr> <td>Agree</td> <td>2</td> <td>20%</td> </tr> <tr> <td>Uncertain</td> <td>1</td> <td>10%</td> </tr> <tr> <td>Disagree</td> <td>0</td> <td>0%</td> </tr> <tr> <td>Strongly Disagree</td> <td>0</td> <td>0%</td> </tr> </tbody> </table>	Choice	Number	Percentage	Strongly Agree	7	70%	Agree	2	20%	Uncertain	1	10%	Disagree	0	0%	Strongly Disagree	0	0%	 <p>● Stron... ● Agree ● Unce...</p>
Choice	Number	Percentage																			
Strongly Agree	7	70%																			
Agree	2	20%																			
Uncertain	1	10%																			
Disagree	0	0%																			
Strongly Disagree	0	0%																			
17	The method of assessment were reasonable	<table border="1"> <thead> <tr> <th>Choice</th> <th>Number</th> <th>Percentage</th> </tr> </thead> <tbody> <tr> <td>Strongly Agree</td> <td>6</td> <td>60%</td> </tr> <tr> <td>Agree</td> <td>4</td> <td>40%</td> </tr> <tr> <td>Uncertain</td> <td>0</td> <td>0%</td> </tr> <tr> <td>Disagree</td> <td>0</td> <td>0%</td> </tr> <tr> <td>Strongly Disagree</td> <td>0</td> <td>0%</td> </tr> </tbody> </table>	Choice	Number	Percentage	Strongly Agree	6	60%	Agree	4	40%	Uncertain	0	0%	Disagree	0	0%	Strongly Disagree	0	0%	 <p>● Stron... ● Agree</p>
Choice	Number	Percentage																			
Strongly Agree	6	60%																			
Agree	4	40%																			
Uncertain	0	0%																			
Disagree	0	0%																			
Strongly Disagree	0	0%																			
18	Feedback on assessment was timely	<table border="1"> <thead> <tr> <th>Choice</th> <th>Number</th> <th>Percentage</th> </tr> </thead> <tbody> <tr> <td>Strongly Agree</td> <td>5</td> <td>50%</td> </tr> <tr> <td>Agree</td> <td>5</td> <td>50%</td> </tr> <tr> <td>Uncertain</td> <td>0</td> <td>0%</td> </tr> <tr> <td>Disagree</td> <td>0</td> <td>0%</td> </tr> <tr> <td>Strongly Disagree</td> <td>0</td> <td>0%</td> </tr> </tbody> </table>	Choice	Number	Percentage	Strongly Agree	5	50%	Agree	5	50%	Uncertain	0	0%	Disagree	0	0%	Strongly Disagree	0	0%	 <p>● Stron... ● Agree</p>
Choice	Number	Percentage																			
Strongly Agree	5	50%																			
Agree	5	50%																			
Uncertain	0	0%																			
Disagree	0	0%																			
Strongly Disagree	0	0%																			
19	Feedback on assessment was helpful	<table border="1"> <thead> <tr> <th>Choice</th> <th>Number</th> <th>Percentage</th> </tr> </thead> <tbody> <tr> <td>Strongly Agree</td> <td>6</td> <td>60%</td> </tr> <tr> <td>Agree</td> <td>4</td> <td>40%</td> </tr> <tr> <td>Uncertain</td> <td>0</td> <td>0%</td> </tr> <tr> <td>Disagree</td> <td>0</td> <td>0%</td> </tr> <tr> <td>Strongly Disagree</td> <td>0</td> <td>0%</td> </tr> </tbody> </table>	Choice	Number	Percentage	Strongly Agree	6	60%	Agree	4	40%	Uncertain	0	0%	Disagree	0	0%	Strongly Disagree	0	0%	 <p>● Stron... ● Agree</p>
Choice	Number	Percentage																			
Strongly Agree	6	60%																			
Agree	4	40%																			
Uncertain	0	0%																			
Disagree	0	0%																			
Strongly Disagree	0	0%																			

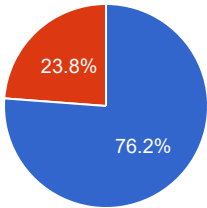
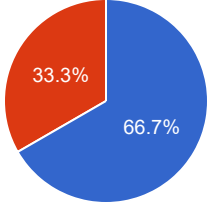
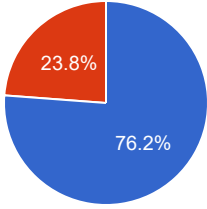
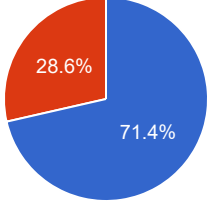
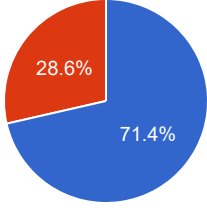
20	I understood the lectures	<table border="1"> <thead> <tr> <th>Choice</th> <th>Number</th> <th>Percentage</th> </tr> </thead> <tbody> <tr> <td>Strongly Agree</td> <td>5</td> <td>50%</td> </tr> <tr> <td>Agree</td> <td>4</td> <td>40%</td> </tr> <tr> <td>Uncertain</td> <td>1</td> <td>10%</td> </tr> <tr> <td>Disagree</td> <td>0</td> <td>0%</td> </tr> <tr> <td>Strongly Disagree</td> <td>0</td> <td>0%</td> </tr> </tbody> </table>	Choice	Number	Percentage	Strongly Agree	5	50%	Agree	4	40%	Uncertain	1	10%	Disagree	0	0%	Strongly Disagree	0	0%	 <p> ● Stron... ● Agree ● Unce... </p>
Choice	Number	Percentage																			
Strongly Agree	5	50%																			
Agree	4	40%																			
Uncertain	1	10%																			
Disagree	0	0%																			
Strongly Disagree	0	0%																			
21	The material was well organized and presented	<table border="1"> <thead> <tr> <th>Choice</th> <th>Number</th> <th>Percentage</th> </tr> </thead> <tbody> <tr> <td>Strongly Agree</td> <td>7</td> <td>70%</td> </tr> <tr> <td>Agree</td> <td>3</td> <td>30%</td> </tr> <tr> <td>Uncertain</td> <td>0</td> <td>0%</td> </tr> <tr> <td>Disagree</td> <td>0</td> <td>0%</td> </tr> <tr> <td>Strongly Disagree</td> <td>0</td> <td>0%</td> </tr> </tbody> </table>	Choice	Number	Percentage	Strongly Agree	7	70%	Agree	3	30%	Uncertain	0	0%	Disagree	0	0%	Strongly Disagree	0	0%	 <p> ● Stron... ● Agree </p>
Choice	Number	Percentage																			
Strongly Agree	7	70%																			
Agree	3	30%																			
Uncertain	0	0%																			
Disagree	0	0%																			
Strongly Disagree	0	0%																			
22	The instructor was responsive to student needs and problems	<table border="1"> <thead> <tr> <th>Choice</th> <th>Number</th> <th>Percentage</th> </tr> </thead> <tbody> <tr> <td>Strongly Agree</td> <td>4</td> <td>40%</td> </tr> <tr> <td>Agree</td> <td>6</td> <td>60%</td> </tr> <tr> <td>Uncertain</td> <td>0</td> <td>0%</td> </tr> <tr> <td>Disagree</td> <td>0</td> <td>0%</td> </tr> <tr> <td>Strongly Disagree</td> <td>0</td> <td>0%</td> </tr> </tbody> </table>	Choice	Number	Percentage	Strongly Agree	4	40%	Agree	6	60%	Uncertain	0	0%	Disagree	0	0%	Strongly Disagree	0	0%	 <p> ● Stron... ● Agree </p>
Choice	Number	Percentage																			
Strongly Agree	4	40%																			
Agree	6	60%																			
Uncertain	0	0%																			
Disagree	0	0%																			
Strongly Disagree	0	0%																			
23	Had the instructor been regular throughout the course	<table border="1"> <thead> <tr> <th>Choice</th> <th>Number</th> <th>Percentage</th> </tr> </thead> <tbody> <tr> <td>Strongly Agree</td> <td>6</td> <td>60%</td> </tr> <tr> <td>Agree</td> <td>4</td> <td>40%</td> </tr> <tr> <td>Uncertain</td> <td>0</td> <td>0%</td> </tr> <tr> <td>Disagree</td> <td>0</td> <td>0%</td> </tr> <tr> <td>Strongly Disagree</td> <td>0</td> <td>0%</td> </tr> </tbody> </table>	Choice	Number	Percentage	Strongly Agree	6	60%	Agree	4	40%	Uncertain	0	0%	Disagree	0	0%	Strongly Disagree	0	0%	 <p> ● Stron... ● Agree </p>
Choice	Number	Percentage																			
Strongly Agree	6	60%																			
Agree	4	40%																			
Uncertain	0	0%																			
Disagree	0	0%																			
Strongly Disagree	0	0%																			
24	The material in the tutorials was useful	<table border="1"> <thead> <tr> <th>Choice</th> <th>Number</th> <th>Percentage</th> </tr> </thead> <tbody> <tr> <td>Strongly Agree</td> <td>5</td> <td>50%</td> </tr> <tr> <td>Agree</td> <td>4</td> <td>40%</td> </tr> <tr> <td>Uncertain</td> <td>1</td> <td>10%</td> </tr> <tr> <td>Disagree</td> <td>0</td> <td>0%</td> </tr> <tr> <td>Strongly Disagree</td> <td>0</td> <td>0%</td> </tr> </tbody> </table>	Choice	Number	Percentage	Strongly Agree	5	50%	Agree	4	40%	Uncertain	1	10%	Disagree	0	0%	Strongly Disagree	0	0%	 <p> ● Stron... ● Agree ● Unce... </p>
Choice	Number	Percentage																			
Strongly Agree	5	50%																			
Agree	4	40%																			
Uncertain	1	10%																			
Disagree	0	0%																			
Strongly Disagree	0	0%																			

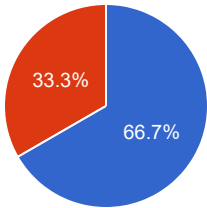
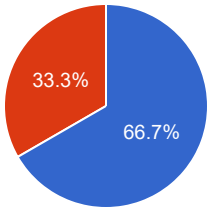
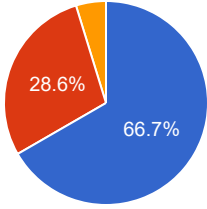
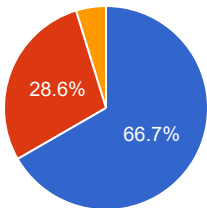
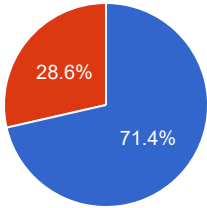
25	I was happy with the amount of work needed for tutorials	<table border="1"> <thead> <tr> <th>Choice</th> <th>Number</th> <th>Percentage</th> </tr> </thead> <tbody> <tr> <td>Strongly Agree</td> <td>5</td> <td>50%</td> </tr> <tr> <td>Agree</td> <td>5</td> <td>50%</td> </tr> <tr> <td>Uncertain</td> <td>0</td> <td>0%</td> </tr> <tr> <td>Disagree</td> <td>0</td> <td>0%</td> </tr> <tr> <td>Strongly Disagree</td> <td>0</td> <td>0%</td> </tr> </tbody> </table>	Choice	Number	Percentage	Strongly Agree	5	50%	Agree	5	50%	Uncertain	0	0%	Disagree	0	0%	Strongly Disagree	0	0%	 <p>● Stron... ● Agree</p>
Choice	Number	Percentage																			
Strongly Agree	5	50%																			
Agree	5	50%																			
Uncertain	0	0%																			
Disagree	0	0%																			
Strongly Disagree	0	0%																			
26	The tutor dealt effectively with my problems	<table border="1"> <thead> <tr> <th>Choice</th> <th>Number</th> <th>Percentage</th> </tr> </thead> <tbody> <tr> <td>Strongly Agree</td> <td>6</td> <td>60%</td> </tr> <tr> <td>Agree</td> <td>3</td> <td>30%</td> </tr> <tr> <td>Uncertain</td> <td>1</td> <td>10%</td> </tr> <tr> <td>Disagree</td> <td>0</td> <td>0%</td> </tr> <tr> <td>Strongly Disagree</td> <td>0</td> <td>0%</td> </tr> </tbody> </table>	Choice	Number	Percentage	Strongly Agree	6	60%	Agree	3	30%	Uncertain	1	10%	Disagree	0	0%	Strongly Disagree	0	0%	 <p>● Stron... ● Agree ● Unce...</p>
Choice	Number	Percentage																			
Strongly Agree	6	60%																			
Agree	3	30%																			
Uncertain	1	10%																			
Disagree	0	0%																			
Strongly Disagree	0	0%																			
27	The material in the practicals was useful	<table border="1"> <thead> <tr> <th>Choice</th> <th>Number</th> <th>Percentage</th> </tr> </thead> <tbody> <tr> <td>Strongly Agree</td> <td>5</td> <td>50%</td> </tr> <tr> <td>Agree</td> <td>5</td> <td>50%</td> </tr> <tr> <td>Uncertain</td> <td>0</td> <td>0%</td> </tr> <tr> <td>Disagree</td> <td>0</td> <td>0%</td> </tr> <tr> <td>Strongly Disagree</td> <td>0</td> <td>0%</td> </tr> </tbody> </table>	Choice	Number	Percentage	Strongly Agree	5	50%	Agree	5	50%	Uncertain	0	0%	Disagree	0	0%	Strongly Disagree	0	0%	 <p>● Stron... ● Agree</p>
Choice	Number	Percentage																			
Strongly Agree	5	50%																			
Agree	5	50%																			
Uncertain	0	0%																			
Disagree	0	0%																			
Strongly Disagree	0	0%																			
28	The demonstrators dealt effectively with my problems	<table border="1"> <thead> <tr> <th>Choice</th> <th>Number</th> <th>Percentage</th> </tr> </thead> <tbody> <tr> <td>Strongly Agree</td> <td>6</td> <td>60%</td> </tr> <tr> <td>Agree</td> <td>4</td> <td>40%</td> </tr> <tr> <td>Uncertain</td> <td>0</td> <td>0%</td> </tr> <tr> <td>Disagree</td> <td>0</td> <td>0%</td> </tr> <tr> <td>Strongly Disagree</td> <td>0</td> <td>0%</td> </tr> </tbody> </table>	Choice	Number	Percentage	Strongly Agree	6	60%	Agree	4	40%	Uncertain	0	0%	Disagree	0	0%	Strongly Disagree	0	0%	 <p>● Stron... ● Agree</p>
Choice	Number	Percentage																			
Strongly Agree	6	60%																			
Agree	4	40%																			
Uncertain	0	0%																			
Disagree	0	0%																			
Strongly Disagree	0	0%																			
29	The best features of the Course were	<p>Lectures. informative Good Good To understand about the literature good It had many different topics and novels. Lectures. Good. studying novels</p>																			

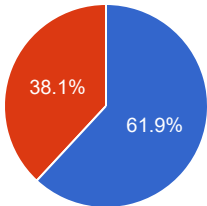
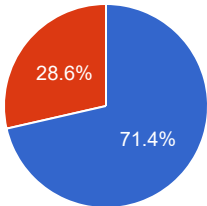
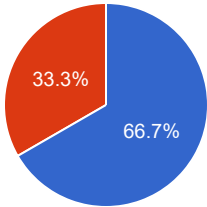
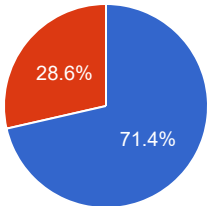
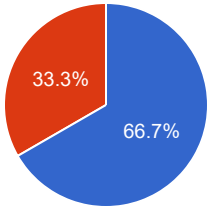
30	The Course could have been improved by	no need of improvement. adding more information Azeemullah saib Azeemullah saib Us fdf If we would have more time to study it in detail. No improvement required. Nothing giving references
31	The University does not tolerate discrimination on any irrelevant distinction (e.g. race, age, gender) and is committed to work with diversity in a wholly positive way. Please indicate below anything in relation to this Course which may run counter to this objective	Yes Yes Okk nothing

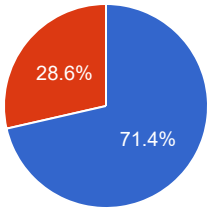
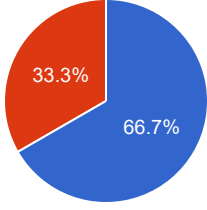
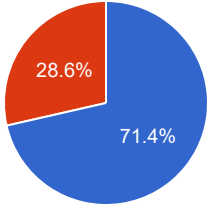
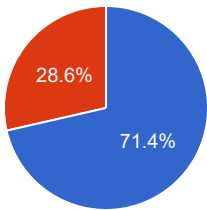
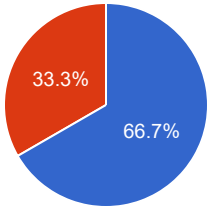
Course Evaluation - Program: 0258

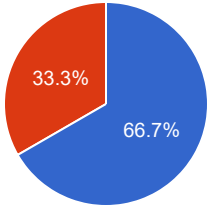
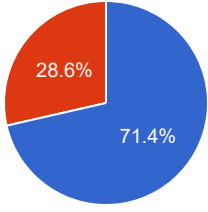
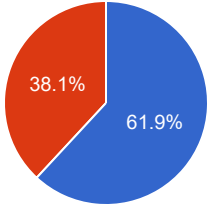
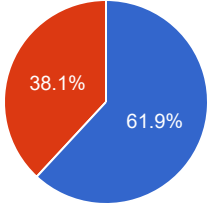
Teacher Name: SAIMA BANO		Course ID: MGT-104 Course Title: Entrepreneurship - I		Session: 2017 Fall																			
Shift: Morning -- Section: A		Total Strength: 34		Attempted: 21																			
S.No	Question	Opinions			Chart																		
1	The course objectives were clear	<table border="1"> <thead> <tr> <th>Choice</th> <th>Number</th> <th>Percentage</th> </tr> </thead> <tbody> <tr> <td>Strongly Agree</td> <td>15</td> <td>71.43%</td> </tr> <tr> <td>Agree</td> <td>5</td> <td>23.81%</td> </tr> <tr> <td>Uncertain</td> <td>1</td> <td>4.76%</td> </tr> <tr> <td>Disagree</td> <td>0</td> <td>0%</td> </tr> <tr> <td>Strongly Disagree</td> <td>0</td> <td>0%</td> </tr> </tbody> </table>	Choice	Number	Percentage	Strongly Agree	15	71.43%	Agree	5	23.81%	Uncertain	1	4.76%	Disagree	0	0%	Strongly Disagree	0	0%	<p>A pie chart representing the distribution of responses for the question 'The course objectives were clear'. The chart is divided into three segments: a large blue segment for 'Strongly Agree' at 71.4%, a red segment for 'Agree' at 23.8%, and a small yellow segment for 'Uncertain' at 4.8%. A legend to the right identifies the colors: blue for 'Stron...', red for 'Agree', and yellow for 'Unce...'.</p>		
Choice	Number	Percentage																					
Strongly Agree	15	71.43%																					
Agree	5	23.81%																					
Uncertain	1	4.76%																					
Disagree	0	0%																					
Strongly Disagree	0	0%																					
2	The Course workload was manageable	<table border="1"> <thead> <tr> <th>Choice</th> <th>Number</th> <th>Percentage</th> </tr> </thead> <tbody> <tr> <td>Strongly Agree</td> <td>13</td> <td>61.9%</td> </tr> <tr> <td>Agree</td> <td>8</td> <td>38.1%</td> </tr> <tr> <td>Uncertain</td> <td>0</td> <td>0%</td> </tr> <tr> <td>Disagree</td> <td>0</td> <td>0%</td> </tr> <tr> <td>Strongly Disagree</td> <td>0</td> <td>0%</td> </tr> </tbody> </table>	Choice	Number	Percentage	Strongly Agree	13	61.9%	Agree	8	38.1%	Uncertain	0	0%	Disagree	0	0%	Strongly Disagree	0	0%	<p>A pie chart representing the distribution of responses for the question 'The Course workload was manageable'. The chart is divided into two segments: a blue segment for 'Strongly Agree' at 61.9% and a red segment for 'Agree' at 38.1%. A legend to the right identifies the colors: blue for 'Stron...' and red for 'Agree'.</p>		
Choice	Number	Percentage																					
Strongly Agree	13	61.9%																					
Agree	8	38.1%																					
Uncertain	0	0%																					
Disagree	0	0%																					
Strongly Disagree	0	0%																					
3	The Course was well organized (e.g. timely access to materials, notification of changes, etc.)	<table border="1"> <thead> <tr> <th>Choice</th> <th>Number</th> <th>Percentage</th> </tr> </thead> <tbody> <tr> <td>Strongly Agree</td> <td>14</td> <td>66.67%</td> </tr> <tr> <td>Agree</td> <td>7</td> <td>33.33%</td> </tr> <tr> <td>Uncertain</td> <td>0</td> <td>0%</td> </tr> <tr> <td>Disagree</td> <td>0</td> <td>0%</td> </tr> <tr> <td>Strongly Disagree</td> <td>0</td> <td>0%</td> </tr> </tbody> </table>	Choice	Number	Percentage	Strongly Agree	14	66.67%	Agree	7	33.33%	Uncertain	0	0%	Disagree	0	0%	Strongly Disagree	0	0%	<p>A pie chart representing the distribution of responses for the question 'The Course was well organized (e.g. timely access to materials, notification of changes, etc.)'. The chart is divided into two segments: a blue segment for 'Strongly Agree' at 66.7% and a red segment for 'Agree' at 33.3%. A legend to the right identifies the colors: blue for 'Stron...' and red for 'Agree'.</p>		
Choice	Number	Percentage																					
Strongly Agree	14	66.67%																					
Agree	7	33.33%																					
Uncertain	0	0%																					
Disagree	0	0%																					
Strongly Disagree	0	0%																					
4	I participated actively in the Course	<table border="1"> <thead> <tr> <th>Choice</th> <th>Number</th> <th>Percentage</th> </tr> </thead> <tbody> <tr> <td>Strongly Agree</td> <td>16</td> <td>76.19%</td> </tr> <tr> <td>Agree</td> <td>5</td> <td>23.81%</td> </tr> <tr> <td>Uncertain</td> <td>0</td> <td>0%</td> </tr> <tr> <td>Disagree</td> <td>0</td> <td>0%</td> </tr> <tr> <td>Strongly Disagree</td> <td>0</td> <td>0%</td> </tr> </tbody> </table>	Choice	Number	Percentage	Strongly Agree	16	76.19%	Agree	5	23.81%	Uncertain	0	0%	Disagree	0	0%	Strongly Disagree	0	0%	<p>A pie chart representing the distribution of responses for the question 'I participated actively in the Course'. The chart is divided into two segments: a blue segment for 'Strongly Agree' at 76.2% and a red segment for 'Agree' at 23.8%. A legend to the right identifies the colors: blue for 'Stron...' and red for 'Agree'.</p>		
Choice	Number	Percentage																					
Strongly Agree	16	76.19%																					
Agree	5	23.81%																					
Uncertain	0	0%																					
Disagree	0	0%																					
Strongly Disagree	0	0%																					

5	I think I have made progress in this Course	<table border="1"> <thead> <tr> <th>Choice</th> <th>Number</th> <th>Percentage</th> </tr> </thead> <tbody> <tr> <td>Strongly Agree</td> <td>16</td> <td>76.19%</td> </tr> <tr> <td>Agree</td> <td>5</td> <td>23.81%</td> </tr> <tr> <td>Uncertain</td> <td>0</td> <td>0%</td> </tr> <tr> <td>Disagree</td> <td>0</td> <td>0%</td> </tr> <tr> <td>Strongly Disagree</td> <td>0</td> <td>0%</td> </tr> </tbody> </table>	Choice	Number	Percentage	Strongly Agree	16	76.19%	Agree	5	23.81%	Uncertain	0	0%	Disagree	0	0%	Strongly Disagree	0	0%	 <p>● Stron... ● Agree</p>
Choice	Number	Percentage																			
Strongly Agree	16	76.19%																			
Agree	5	23.81%																			
Uncertain	0	0%																			
Disagree	0	0%																			
Strongly Disagree	0	0%																			
6	I think the Course was well structured to achieve the learning outcomes (there was a good balance of lectures, tutorials, practical etc.)	<table border="1"> <thead> <tr> <th>Choice</th> <th>Number</th> <th>Percentage</th> </tr> </thead> <tbody> <tr> <td>Strongly Agree</td> <td>14</td> <td>66.67%</td> </tr> <tr> <td>Agree</td> <td>7</td> <td>33.33%</td> </tr> <tr> <td>Uncertain</td> <td>0</td> <td>0%</td> </tr> <tr> <td>Disagree</td> <td>0</td> <td>0%</td> </tr> <tr> <td>Strongly Disagree</td> <td>0</td> <td>0%</td> </tr> </tbody> </table>	Choice	Number	Percentage	Strongly Agree	14	66.67%	Agree	7	33.33%	Uncertain	0	0%	Disagree	0	0%	Strongly Disagree	0	0%	 <p>● Stron... ● Agree</p>
Choice	Number	Percentage																			
Strongly Agree	14	66.67%																			
Agree	7	33.33%																			
Uncertain	0	0%																			
Disagree	0	0%																			
Strongly Disagree	0	0%																			
7	The learning and teaching methods encouraged participation	<table border="1"> <thead> <tr> <th>Choice</th> <th>Number</th> <th>Percentage</th> </tr> </thead> <tbody> <tr> <td>Strongly Agree</td> <td>16</td> <td>76.19%</td> </tr> <tr> <td>Agree</td> <td>5</td> <td>23.81%</td> </tr> <tr> <td>Uncertain</td> <td>0</td> <td>0%</td> </tr> <tr> <td>Disagree</td> <td>0</td> <td>0%</td> </tr> <tr> <td>Strongly Disagree</td> <td>0</td> <td>0%</td> </tr> </tbody> </table>	Choice	Number	Percentage	Strongly Agree	16	76.19%	Agree	5	23.81%	Uncertain	0	0%	Disagree	0	0%	Strongly Disagree	0	0%	 <p>● Stron... ● Agree</p>
Choice	Number	Percentage																			
Strongly Agree	16	76.19%																			
Agree	5	23.81%																			
Uncertain	0	0%																			
Disagree	0	0%																			
Strongly Disagree	0	0%																			
8	The overall environment in the class was conducive to learning	<table border="1"> <thead> <tr> <th>Choice</th> <th>Number</th> <th>Percentage</th> </tr> </thead> <tbody> <tr> <td>Strongly Agree</td> <td>15</td> <td>71.43%</td> </tr> <tr> <td>Agree</td> <td>6</td> <td>28.57%</td> </tr> <tr> <td>Uncertain</td> <td>0</td> <td>0%</td> </tr> <tr> <td>Disagree</td> <td>0</td> <td>0%</td> </tr> <tr> <td>Strongly Disagree</td> <td>0</td> <td>0%</td> </tr> </tbody> </table>	Choice	Number	Percentage	Strongly Agree	15	71.43%	Agree	6	28.57%	Uncertain	0	0%	Disagree	0	0%	Strongly Disagree	0	0%	 <p>● Stron... ● Agree</p>
Choice	Number	Percentage																			
Strongly Agree	15	71.43%																			
Agree	6	28.57%																			
Uncertain	0	0%																			
Disagree	0	0%																			
Strongly Disagree	0	0%																			
9	Classrooms were satisfactory	<table border="1"> <thead> <tr> <th>Choice</th> <th>Number</th> <th>Percentage</th> </tr> </thead> <tbody> <tr> <td>Strongly Agree</td> <td>15</td> <td>71.43%</td> </tr> <tr> <td>Agree</td> <td>6</td> <td>28.57%</td> </tr> <tr> <td>Uncertain</td> <td>0</td> <td>0%</td> </tr> <tr> <td>Disagree</td> <td>0</td> <td>0%</td> </tr> <tr> <td>Strongly Disagree</td> <td>0</td> <td>0%</td> </tr> </tbody> </table>	Choice	Number	Percentage	Strongly Agree	15	71.43%	Agree	6	28.57%	Uncertain	0	0%	Disagree	0	0%	Strongly Disagree	0	0%	 <p>● Stron... ● Agree</p>
Choice	Number	Percentage																			
Strongly Agree	15	71.43%																			
Agree	6	28.57%																			
Uncertain	0	0%																			
Disagree	0	0%																			
Strongly Disagree	0	0%																			

10	Learning materials (Lesson Plans, Course Notes etc.) were relevant and useful	<table border="1"> <thead> <tr> <th>Choice</th> <th>Number</th> <th>Percentage</th> </tr> </thead> <tbody> <tr> <td>Strongly Agree</td> <td>14</td> <td>66.67%</td> </tr> <tr> <td>Agree</td> <td>7</td> <td>33.33%</td> </tr> <tr> <td>Uncertain</td> <td>0</td> <td>0%</td> </tr> <tr> <td>Disagree</td> <td>0</td> <td>0%</td> </tr> <tr> <td>Strongly Disagree</td> <td>0</td> <td>0%</td> </tr> </tbody> </table>	Choice	Number	Percentage	Strongly Agree	14	66.67%	Agree	7	33.33%	Uncertain	0	0%	Disagree	0	0%	Strongly Disagree	0	0%	 <p>Legend: Strongly Agree (Blue), Agree (Red)</p>
Choice	Number	Percentage																			
Strongly Agree	14	66.67%																			
Agree	7	33.33%																			
Uncertain	0	0%																			
Disagree	0	0%																			
Strongly Disagree	0	0%																			
11	Recommended reading Books etc. were relevant and appropriate	<table border="1"> <thead> <tr> <th>Choice</th> <th>Number</th> <th>Percentage</th> </tr> </thead> <tbody> <tr> <td>Strongly Agree</td> <td>14</td> <td>66.67%</td> </tr> <tr> <td>Agree</td> <td>7</td> <td>33.33%</td> </tr> <tr> <td>Uncertain</td> <td>0</td> <td>0%</td> </tr> <tr> <td>Disagree</td> <td>0</td> <td>0%</td> </tr> <tr> <td>Strongly Disagree</td> <td>0</td> <td>0%</td> </tr> </tbody> </table>	Choice	Number	Percentage	Strongly Agree	14	66.67%	Agree	7	33.33%	Uncertain	0	0%	Disagree	0	0%	Strongly Disagree	0	0%	 <p>Legend: Strongly Agree (Blue), Agree (Red)</p>
Choice	Number	Percentage																			
Strongly Agree	14	66.67%																			
Agree	7	33.33%																			
Uncertain	0	0%																			
Disagree	0	0%																			
Strongly Disagree	0	0%																			
12	The provision of learning resources in the library was adequate and appropriate	<table border="1"> <thead> <tr> <th>Choice</th> <th>Number</th> <th>Percentage</th> </tr> </thead> <tbody> <tr> <td>Strongly Agree</td> <td>14</td> <td>66.67%</td> </tr> <tr> <td>Agree</td> <td>6</td> <td>28.57%</td> </tr> <tr> <td>Uncertain</td> <td>1</td> <td>4.76%</td> </tr> <tr> <td>Disagree</td> <td>0</td> <td>0%</td> </tr> <tr> <td>Strongly Disagree</td> <td>0</td> <td>0%</td> </tr> </tbody> </table>	Choice	Number	Percentage	Strongly Agree	14	66.67%	Agree	6	28.57%	Uncertain	1	4.76%	Disagree	0	0%	Strongly Disagree	0	0%	 <p>Legend: Strongly Agree (Blue), Agree (Red), Uncertain (Yellow)</p>
Choice	Number	Percentage																			
Strongly Agree	14	66.67%																			
Agree	6	28.57%																			
Uncertain	1	4.76%																			
Disagree	0	0%																			
Strongly Disagree	0	0%																			
13	The provision of learning resources on the Web was adequate and appropriate (if relevant)	<table border="1"> <thead> <tr> <th>Choice</th> <th>Number</th> <th>Percentage</th> </tr> </thead> <tbody> <tr> <td>Strongly Agree</td> <td>14</td> <td>66.67%</td> </tr> <tr> <td>Agree</td> <td>6</td> <td>28.57%</td> </tr> <tr> <td>Uncertain</td> <td>1</td> <td>4.76%</td> </tr> <tr> <td>Disagree</td> <td>0</td> <td>0%</td> </tr> <tr> <td>Strongly Disagree</td> <td>0</td> <td>0%</td> </tr> </tbody> </table>	Choice	Number	Percentage	Strongly Agree	14	66.67%	Agree	6	28.57%	Uncertain	1	4.76%	Disagree	0	0%	Strongly Disagree	0	0%	 <p>Legend: Strongly Agree (Blue), Agree (Red), Uncertain (Yellow)</p>
Choice	Number	Percentage																			
Strongly Agree	14	66.67%																			
Agree	6	28.57%																			
Uncertain	1	4.76%																			
Disagree	0	0%																			
Strongly Disagree	0	0%																			
14	The Course stimulated my interest and thought on the subject area	<table border="1"> <thead> <tr> <th>Choice</th> <th>Number</th> <th>Percentage</th> </tr> </thead> <tbody> <tr> <td>Strongly Agree</td> <td>15</td> <td>71.43%</td> </tr> <tr> <td>Agree</td> <td>6</td> <td>28.57%</td> </tr> <tr> <td>Uncertain</td> <td>0</td> <td>0%</td> </tr> <tr> <td>Disagree</td> <td>0</td> <td>0%</td> </tr> <tr> <td>Strongly Disagree</td> <td>0</td> <td>0%</td> </tr> </tbody> </table>	Choice	Number	Percentage	Strongly Agree	15	71.43%	Agree	6	28.57%	Uncertain	0	0%	Disagree	0	0%	Strongly Disagree	0	0%	 <p>Legend: Strongly Agree (Blue), Agree (Red)</p>
Choice	Number	Percentage																			
Strongly Agree	15	71.43%																			
Agree	6	28.57%																			
Uncertain	0	0%																			
Disagree	0	0%																			
Strongly Disagree	0	0%																			

15	The pace of the Course was appropriate	<table border="1"> <thead> <tr> <th>Choice</th> <th>Number</th> <th>Percentage</th> </tr> </thead> <tbody> <tr> <td>Strongly Agree</td> <td>13</td> <td>61.9%</td> </tr> <tr> <td>Agree</td> <td>8</td> <td>38.1%</td> </tr> <tr> <td>Uncertain</td> <td>0</td> <td>0%</td> </tr> <tr> <td>Disagree</td> <td>0</td> <td>0%</td> </tr> <tr> <td>Strongly Disagree</td> <td>0</td> <td>0%</td> </tr> </tbody> </table>	Choice	Number	Percentage	Strongly Agree	13	61.9%	Agree	8	38.1%	Uncertain	0	0%	Disagree	0	0%	Strongly Disagree	0	0%	 <p>● Stron... ● Agree</p>
Choice	Number	Percentage																			
Strongly Agree	13	61.9%																			
Agree	8	38.1%																			
Uncertain	0	0%																			
Disagree	0	0%																			
Strongly Disagree	0	0%																			
16	Ideas and concepts were presented clearly	<table border="1"> <thead> <tr> <th>Choice</th> <th>Number</th> <th>Percentage</th> </tr> </thead> <tbody> <tr> <td>Strongly Agree</td> <td>15</td> <td>71.43%</td> </tr> <tr> <td>Agree</td> <td>6</td> <td>28.57%</td> </tr> <tr> <td>Uncertain</td> <td>0</td> <td>0%</td> </tr> <tr> <td>Disagree</td> <td>0</td> <td>0%</td> </tr> <tr> <td>Strongly Disagree</td> <td>0</td> <td>0%</td> </tr> </tbody> </table>	Choice	Number	Percentage	Strongly Agree	15	71.43%	Agree	6	28.57%	Uncertain	0	0%	Disagree	0	0%	Strongly Disagree	0	0%	 <p>● Stron... ● Agree</p>
Choice	Number	Percentage																			
Strongly Agree	15	71.43%																			
Agree	6	28.57%																			
Uncertain	0	0%																			
Disagree	0	0%																			
Strongly Disagree	0	0%																			
17	The method of assessment were reasonable	<table border="1"> <thead> <tr> <th>Choice</th> <th>Number</th> <th>Percentage</th> </tr> </thead> <tbody> <tr> <td>Strongly Agree</td> <td>14</td> <td>66.67%</td> </tr> <tr> <td>Agree</td> <td>7</td> <td>33.33%</td> </tr> <tr> <td>Uncertain</td> <td>0</td> <td>0%</td> </tr> <tr> <td>Disagree</td> <td>0</td> <td>0%</td> </tr> <tr> <td>Strongly Disagree</td> <td>0</td> <td>0%</td> </tr> </tbody> </table>	Choice	Number	Percentage	Strongly Agree	14	66.67%	Agree	7	33.33%	Uncertain	0	0%	Disagree	0	0%	Strongly Disagree	0	0%	 <p>● Stron... ● Agree</p>
Choice	Number	Percentage																			
Strongly Agree	14	66.67%																			
Agree	7	33.33%																			
Uncertain	0	0%																			
Disagree	0	0%																			
Strongly Disagree	0	0%																			
18	Feedback on assessment was timely	<table border="1"> <thead> <tr> <th>Choice</th> <th>Number</th> <th>Percentage</th> </tr> </thead> <tbody> <tr> <td>Strongly Agree</td> <td>15</td> <td>71.43%</td> </tr> <tr> <td>Agree</td> <td>6</td> <td>28.57%</td> </tr> <tr> <td>Uncertain</td> <td>0</td> <td>0%</td> </tr> <tr> <td>Disagree</td> <td>0</td> <td>0%</td> </tr> <tr> <td>Strongly Disagree</td> <td>0</td> <td>0%</td> </tr> </tbody> </table>	Choice	Number	Percentage	Strongly Agree	15	71.43%	Agree	6	28.57%	Uncertain	0	0%	Disagree	0	0%	Strongly Disagree	0	0%	 <p>● Stron... ● Agree</p>
Choice	Number	Percentage																			
Strongly Agree	15	71.43%																			
Agree	6	28.57%																			
Uncertain	0	0%																			
Disagree	0	0%																			
Strongly Disagree	0	0%																			
19	Feedback on assessment was helpful	<table border="1"> <thead> <tr> <th>Choice</th> <th>Number</th> <th>Percentage</th> </tr> </thead> <tbody> <tr> <td>Strongly Agree</td> <td>14</td> <td>66.67%</td> </tr> <tr> <td>Agree</td> <td>7</td> <td>33.33%</td> </tr> <tr> <td>Uncertain</td> <td>0</td> <td>0%</td> </tr> <tr> <td>Disagree</td> <td>0</td> <td>0%</td> </tr> <tr> <td>Strongly Disagree</td> <td>0</td> <td>0%</td> </tr> </tbody> </table>	Choice	Number	Percentage	Strongly Agree	14	66.67%	Agree	7	33.33%	Uncertain	0	0%	Disagree	0	0%	Strongly Disagree	0	0%	 <p>● Stron... ● Agree</p>
Choice	Number	Percentage																			
Strongly Agree	14	66.67%																			
Agree	7	33.33%																			
Uncertain	0	0%																			
Disagree	0	0%																			
Strongly Disagree	0	0%																			

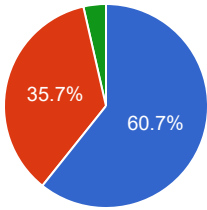
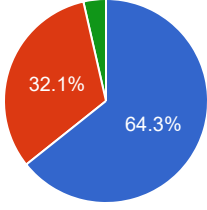
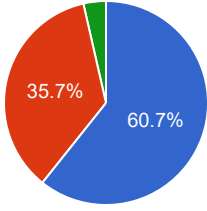
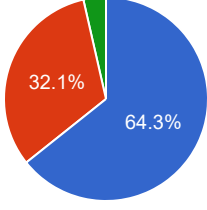
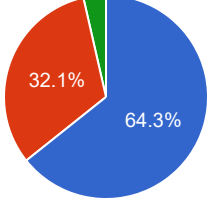
20	I understood the lectures	<table border="1"> <thead> <tr> <th>Choice</th> <th>Number</th> <th>Percentage</th> </tr> </thead> <tbody> <tr> <td>Strongly Agree</td> <td>15</td> <td>71.43%</td> </tr> <tr> <td>Agree</td> <td>6</td> <td>28.57%</td> </tr> <tr> <td>Uncertain</td> <td>0</td> <td>0%</td> </tr> <tr> <td>Disagree</td> <td>0</td> <td>0%</td> </tr> <tr> <td>Strongly Disagree</td> <td>0</td> <td>0%</td> </tr> </tbody> </table>	Choice	Number	Percentage	Strongly Agree	15	71.43%	Agree	6	28.57%	Uncertain	0	0%	Disagree	0	0%	Strongly Disagree	0	0%	 <p>● Stron... ● Agree</p>
Choice	Number	Percentage																			
Strongly Agree	15	71.43%																			
Agree	6	28.57%																			
Uncertain	0	0%																			
Disagree	0	0%																			
Strongly Disagree	0	0%																			
21	The material was well organized and presented	<table border="1"> <thead> <tr> <th>Choice</th> <th>Number</th> <th>Percentage</th> </tr> </thead> <tbody> <tr> <td>Strongly Agree</td> <td>14</td> <td>66.67%</td> </tr> <tr> <td>Agree</td> <td>7</td> <td>33.33%</td> </tr> <tr> <td>Uncertain</td> <td>0</td> <td>0%</td> </tr> <tr> <td>Disagree</td> <td>0</td> <td>0%</td> </tr> <tr> <td>Strongly Disagree</td> <td>0</td> <td>0%</td> </tr> </tbody> </table>	Choice	Number	Percentage	Strongly Agree	14	66.67%	Agree	7	33.33%	Uncertain	0	0%	Disagree	0	0%	Strongly Disagree	0	0%	 <p>● Stron... ● Agree</p>
Choice	Number	Percentage																			
Strongly Agree	14	66.67%																			
Agree	7	33.33%																			
Uncertain	0	0%																			
Disagree	0	0%																			
Strongly Disagree	0	0%																			
22	The instructor was responsive to student needs and problems	<table border="1"> <thead> <tr> <th>Choice</th> <th>Number</th> <th>Percentage</th> </tr> </thead> <tbody> <tr> <td>Strongly Agree</td> <td>15</td> <td>71.43%</td> </tr> <tr> <td>Agree</td> <td>6</td> <td>28.57%</td> </tr> <tr> <td>Uncertain</td> <td>0</td> <td>0%</td> </tr> <tr> <td>Disagree</td> <td>0</td> <td>0%</td> </tr> <tr> <td>Strongly Disagree</td> <td>0</td> <td>0%</td> </tr> </tbody> </table>	Choice	Number	Percentage	Strongly Agree	15	71.43%	Agree	6	28.57%	Uncertain	0	0%	Disagree	0	0%	Strongly Disagree	0	0%	 <p>● Stron... ● Agree</p>
Choice	Number	Percentage																			
Strongly Agree	15	71.43%																			
Agree	6	28.57%																			
Uncertain	0	0%																			
Disagree	0	0%																			
Strongly Disagree	0	0%																			
23	Had the instructor been regular throughout the course	<table border="1"> <thead> <tr> <th>Choice</th> <th>Number</th> <th>Percentage</th> </tr> </thead> <tbody> <tr> <td>Strongly Agree</td> <td>15</td> <td>71.43%</td> </tr> <tr> <td>Agree</td> <td>6</td> <td>28.57%</td> </tr> <tr> <td>Uncertain</td> <td>0</td> <td>0%</td> </tr> <tr> <td>Disagree</td> <td>0</td> <td>0%</td> </tr> <tr> <td>Strongly Disagree</td> <td>0</td> <td>0%</td> </tr> </tbody> </table>	Choice	Number	Percentage	Strongly Agree	15	71.43%	Agree	6	28.57%	Uncertain	0	0%	Disagree	0	0%	Strongly Disagree	0	0%	 <p>● Stron... ● Agree</p>
Choice	Number	Percentage																			
Strongly Agree	15	71.43%																			
Agree	6	28.57%																			
Uncertain	0	0%																			
Disagree	0	0%																			
Strongly Disagree	0	0%																			
24	The material in the tutorials was useful	<table border="1"> <thead> <tr> <th>Choice</th> <th>Number</th> <th>Percentage</th> </tr> </thead> <tbody> <tr> <td>Strongly Agree</td> <td>14</td> <td>66.67%</td> </tr> <tr> <td>Agree</td> <td>7</td> <td>33.33%</td> </tr> <tr> <td>Uncertain</td> <td>0</td> <td>0%</td> </tr> <tr> <td>Disagree</td> <td>0</td> <td>0%</td> </tr> <tr> <td>Strongly Disagree</td> <td>0</td> <td>0%</td> </tr> </tbody> </table>	Choice	Number	Percentage	Strongly Agree	14	66.67%	Agree	7	33.33%	Uncertain	0	0%	Disagree	0	0%	Strongly Disagree	0	0%	 <p>● Stron... ● Agree</p>
Choice	Number	Percentage																			
Strongly Agree	14	66.67%																			
Agree	7	33.33%																			
Uncertain	0	0%																			
Disagree	0	0%																			
Strongly Disagree	0	0%																			

25	I was happy with the amount of work needed for tutorials	<table border="1"> <thead> <tr> <th>Choice</th> <th>Number</th> <th>Percentage</th> </tr> </thead> <tbody> <tr> <td>Strongly Agree</td> <td>14</td> <td>66.67%</td> </tr> <tr> <td>Agree</td> <td>7</td> <td>33.33%</td> </tr> <tr> <td>Uncertain</td> <td>0</td> <td>0%</td> </tr> <tr> <td>Disagree</td> <td>0</td> <td>0%</td> </tr> <tr> <td>Strongly Disagree</td> <td>0</td> <td>0%</td> </tr> </tbody> </table>	Choice	Number	Percentage	Strongly Agree	14	66.67%	Agree	7	33.33%	Uncertain	0	0%	Disagree	0	0%	Strongly Disagree	0	0%	<table border="1"> <thead> <tr> <th>Choice</th> <th>Number</th> <th>Percentage</th> </tr> </thead> <tbody> <tr> <td>Strongly Agree</td> <td>14</td> <td>66.67%</td> </tr> <tr> <td>Agree</td> <td>7</td> <td>33.33%</td> </tr> <tr> <td>Uncertain</td> <td>0</td> <td>0%</td> </tr> <tr> <td>Disagree</td> <td>0</td> <td>0%</td> </tr> <tr> <td>Strongly Disagree</td> <td>0</td> <td>0%</td> </tr> </tbody> </table>	Choice	Number	Percentage	Strongly Agree	14	66.67%	Agree	7	33.33%	Uncertain	0	0%	Disagree	0	0%	Strongly Disagree	0	0%	 <p>● Stron... ● Agree</p>
Choice	Number	Percentage																																						
Strongly Agree	14	66.67%																																						
Agree	7	33.33%																																						
Uncertain	0	0%																																						
Disagree	0	0%																																						
Strongly Disagree	0	0%																																						
Choice	Number	Percentage																																						
Strongly Agree	14	66.67%																																						
Agree	7	33.33%																																						
Uncertain	0	0%																																						
Disagree	0	0%																																						
Strongly Disagree	0	0%																																						
26	The tutor dealt effectively with my problems	<table border="1"> <thead> <tr> <th>Choice</th> <th>Number</th> <th>Percentage</th> </tr> </thead> <tbody> <tr> <td>Strongly Agree</td> <td>15</td> <td>71.43%</td> </tr> <tr> <td>Agree</td> <td>6</td> <td>28.57%</td> </tr> <tr> <td>Uncertain</td> <td>0</td> <td>0%</td> </tr> <tr> <td>Disagree</td> <td>0</td> <td>0%</td> </tr> <tr> <td>Strongly Disagree</td> <td>0</td> <td>0%</td> </tr> </tbody> </table>	Choice	Number	Percentage	Strongly Agree	15	71.43%	Agree	6	28.57%	Uncertain	0	0%	Disagree	0	0%	Strongly Disagree	0	0%	<table border="1"> <thead> <tr> <th>Choice</th> <th>Number</th> <th>Percentage</th> </tr> </thead> <tbody> <tr> <td>Strongly Agree</td> <td>15</td> <td>71.43%</td> </tr> <tr> <td>Agree</td> <td>6</td> <td>28.57%</td> </tr> <tr> <td>Uncertain</td> <td>0</td> <td>0%</td> </tr> <tr> <td>Disagree</td> <td>0</td> <td>0%</td> </tr> <tr> <td>Strongly Disagree</td> <td>0</td> <td>0%</td> </tr> </tbody> </table>	Choice	Number	Percentage	Strongly Agree	15	71.43%	Agree	6	28.57%	Uncertain	0	0%	Disagree	0	0%	Strongly Disagree	0	0%	 <p>● Stron... ● Agree</p>
Choice	Number	Percentage																																						
Strongly Agree	15	71.43%																																						
Agree	6	28.57%																																						
Uncertain	0	0%																																						
Disagree	0	0%																																						
Strongly Disagree	0	0%																																						
Choice	Number	Percentage																																						
Strongly Agree	15	71.43%																																						
Agree	6	28.57%																																						
Uncertain	0	0%																																						
Disagree	0	0%																																						
Strongly Disagree	0	0%																																						
27	The material in the practicals was useful	<table border="1"> <thead> <tr> <th>Choice</th> <th>Number</th> <th>Percentage</th> </tr> </thead> <tbody> <tr> <td>Strongly Agree</td> <td>13</td> <td>61.9%</td> </tr> <tr> <td>Agree</td> <td>8</td> <td>38.1%</td> </tr> <tr> <td>Uncertain</td> <td>0</td> <td>0%</td> </tr> <tr> <td>Disagree</td> <td>0</td> <td>0%</td> </tr> <tr> <td>Strongly Disagree</td> <td>0</td> <td>0%</td> </tr> </tbody> </table>	Choice	Number	Percentage	Strongly Agree	13	61.9%	Agree	8	38.1%	Uncertain	0	0%	Disagree	0	0%	Strongly Disagree	0	0%	<table border="1"> <thead> <tr> <th>Choice</th> <th>Number</th> <th>Percentage</th> </tr> </thead> <tbody> <tr> <td>Strongly Agree</td> <td>13</td> <td>61.9%</td> </tr> <tr> <td>Agree</td> <td>8</td> <td>38.1%</td> </tr> <tr> <td>Uncertain</td> <td>0</td> <td>0%</td> </tr> <tr> <td>Disagree</td> <td>0</td> <td>0%</td> </tr> <tr> <td>Strongly Disagree</td> <td>0</td> <td>0%</td> </tr> </tbody> </table>	Choice	Number	Percentage	Strongly Agree	13	61.9%	Agree	8	38.1%	Uncertain	0	0%	Disagree	0	0%	Strongly Disagree	0	0%	 <p>● Stron... ● Agree</p>
Choice	Number	Percentage																																						
Strongly Agree	13	61.9%																																						
Agree	8	38.1%																																						
Uncertain	0	0%																																						
Disagree	0	0%																																						
Strongly Disagree	0	0%																																						
Choice	Number	Percentage																																						
Strongly Agree	13	61.9%																																						
Agree	8	38.1%																																						
Uncertain	0	0%																																						
Disagree	0	0%																																						
Strongly Disagree	0	0%																																						
28	The demonstrators dealt effectively with my problems	<table border="1"> <thead> <tr> <th>Choice</th> <th>Number</th> <th>Percentage</th> </tr> </thead> <tbody> <tr> <td>Strongly Agree</td> <td>13</td> <td>61.9%</td> </tr> <tr> <td>Agree</td> <td>8</td> <td>38.1%</td> </tr> <tr> <td>Uncertain</td> <td>0</td> <td>0%</td> </tr> <tr> <td>Disagree</td> <td>0</td> <td>0%</td> </tr> <tr> <td>Strongly Disagree</td> <td>0</td> <td>0%</td> </tr> </tbody> </table>	Choice	Number	Percentage	Strongly Agree	13	61.9%	Agree	8	38.1%	Uncertain	0	0%	Disagree	0	0%	Strongly Disagree	0	0%	<table border="1"> <thead> <tr> <th>Choice</th> <th>Number</th> <th>Percentage</th> </tr> </thead> <tbody> <tr> <td>Strongly Agree</td> <td>13</td> <td>61.9%</td> </tr> <tr> <td>Agree</td> <td>8</td> <td>38.1%</td> </tr> <tr> <td>Uncertain</td> <td>0</td> <td>0%</td> </tr> <tr> <td>Disagree</td> <td>0</td> <td>0%</td> </tr> <tr> <td>Strongly Disagree</td> <td>0</td> <td>0%</td> </tr> </tbody> </table>	Choice	Number	Percentage	Strongly Agree	13	61.9%	Agree	8	38.1%	Uncertain	0	0%	Disagree	0	0%	Strongly Disagree	0	0%	 <p>● Stron... ● Agree</p>
Choice	Number	Percentage																																						
Strongly Agree	13	61.9%																																						
Agree	8	38.1%																																						
Uncertain	0	0%																																						
Disagree	0	0%																																						
Strongly Disagree	0	0%																																						
Choice	Number	Percentage																																						
Strongly Agree	13	61.9%																																						
Agree	8	38.1%																																						
Uncertain	0	0%																																						
Disagree	0	0%																																						
Strongly Disagree	0	0%																																						

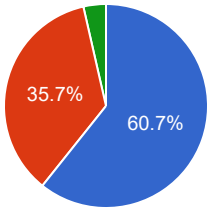
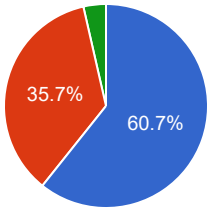
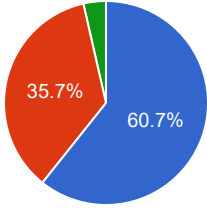
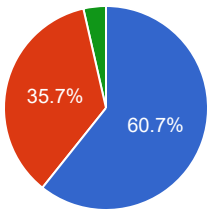
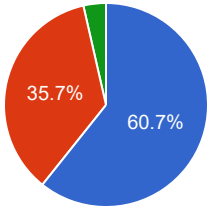
29	The best features of the Course were	<p>agreed. For me the best features were that we got a great teacher, and secondly that this subject might help us in future if we would like start a business. Good yes the oudstanding teaching method good a A i am able to improve my english good. Out standing A TEACHERS ok Teaching method good out standing teacher method To have a good teacher . good teachers the teacher was very nice n this subject is intrested</p>
30	The Course could have been improved by	<p>agreed. Nothing it was perfect. Good yes saima bano yes a A full fill ready to exame some special things. Out standing A SOCEITY ok Us good saima bano decreasing the topics. yas society i understand but it was difficult for all the students to understand</p>
31	<p>The University does not tolerate discrimination on any irrelevant distinction (e.g. race, age, gender) and is committed to work with diversity in a wholly positive way. Please indicate below anything in relation to this Course which may run counter to this objective</p>	<p>No, every thing was perfect, the teacher was not racist, she treated everyone equally. yes a A good A OK ok I have learned alot alot this subjesubject is really helpfull I learned alot of things relevelevant to bussiness. time spend well. Nothing gone wrong . ok yes she equally treats and she is very friendly with every one</p>

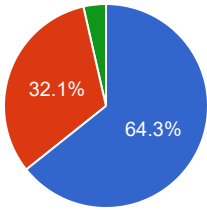
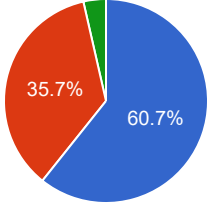
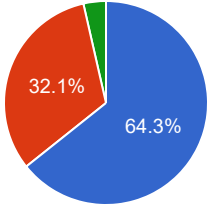
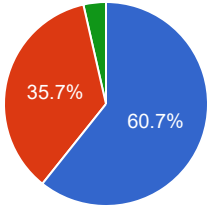
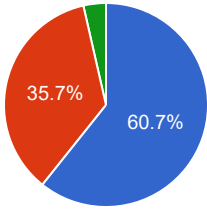
Course Evaluation - Program: 0258

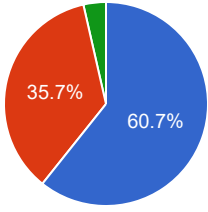
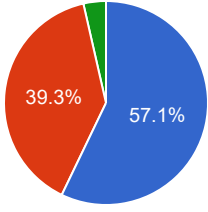
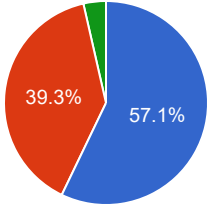
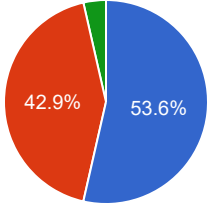
Teacher Name: SHEEBA SADAF		Course ID: ENG-106 Course Title: Introduction to English Literature - I		Session: 2017 Fall																			
Shift: Morning -- Section: A		Total Strength: 85		Attempted: 28																			
S.No	Question	Opinions			Chart																		
1	The course objectives were clear	<table border="1"> <thead> <tr> <th>Choice</th> <th>Number</th> <th>Percentage</th> </tr> </thead> <tbody> <tr> <td>Strongly Agree</td> <td>15</td> <td>53.57%</td> </tr> <tr> <td>Agree</td> <td>11</td> <td>39.29%</td> </tr> <tr> <td>Uncertain</td> <td>1</td> <td>3.57%</td> </tr> <tr> <td>Disagree</td> <td>1</td> <td>3.57%</td> </tr> <tr> <td>Strongly Disagree</td> <td>0</td> <td>0%</td> </tr> </tbody> </table>	Choice	Number	Percentage	Strongly Agree	15	53.57%	Agree	11	39.29%	Uncertain	1	3.57%	Disagree	1	3.57%	Strongly Disagree	0	0%	<p>Legend: Strongly Agree (Blue), Agree (Red), Uncertain (Yellow), Disagree (Green), Strongly Disagree (Purple)</p>		
Choice	Number	Percentage																					
Strongly Agree	15	53.57%																					
Agree	11	39.29%																					
Uncertain	1	3.57%																					
Disagree	1	3.57%																					
Strongly Disagree	0	0%																					
2	The Course workload was manageable	<table border="1"> <thead> <tr> <th>Choice</th> <th>Number</th> <th>Percentage</th> </tr> </thead> <tbody> <tr> <td>Strongly Agree</td> <td>14</td> <td>50%</td> </tr> <tr> <td>Agree</td> <td>12</td> <td>42.86%</td> </tr> <tr> <td>Uncertain</td> <td>1</td> <td>3.57%</td> </tr> <tr> <td>Disagree</td> <td>1</td> <td>3.57%</td> </tr> <tr> <td>Strongly Disagree</td> <td>0</td> <td>0%</td> </tr> </tbody> </table>	Choice	Number	Percentage	Strongly Agree	14	50%	Agree	12	42.86%	Uncertain	1	3.57%	Disagree	1	3.57%	Strongly Disagree	0	0%	<p>Legend: Strongly Agree (Blue), Agree (Red), Uncertain (Yellow), Disagree (Green), Strongly Disagree (Purple)</p>		
Choice	Number	Percentage																					
Strongly Agree	14	50%																					
Agree	12	42.86%																					
Uncertain	1	3.57%																					
Disagree	1	3.57%																					
Strongly Disagree	0	0%																					
3	The Course was well organized (e.g. timely access to materials, notification of changes, etc.)	<table border="1"> <thead> <tr> <th>Choice</th> <th>Number</th> <th>Percentage</th> </tr> </thead> <tbody> <tr> <td>Strongly Agree</td> <td>15</td> <td>53.57%</td> </tr> <tr> <td>Agree</td> <td>11</td> <td>39.29%</td> </tr> <tr> <td>Uncertain</td> <td>1</td> <td>3.57%</td> </tr> <tr> <td>Disagree</td> <td>1</td> <td>3.57%</td> </tr> <tr> <td>Strongly Disagree</td> <td>0</td> <td>0%</td> </tr> </tbody> </table>	Choice	Number	Percentage	Strongly Agree	15	53.57%	Agree	11	39.29%	Uncertain	1	3.57%	Disagree	1	3.57%	Strongly Disagree	0	0%	<p>Legend: Strongly Agree (Blue), Agree (Red), Uncertain (Yellow), Disagree (Green), Strongly Disagree (Purple)</p>		
Choice	Number	Percentage																					
Strongly Agree	15	53.57%																					
Agree	11	39.29%																					
Uncertain	1	3.57%																					
Disagree	1	3.57%																					
Strongly Disagree	0	0%																					
4	I participated actively in the Course	<table border="1"> <thead> <tr> <th>Choice</th> <th>Number</th> <th>Percentage</th> </tr> </thead> <tbody> <tr> <td>Strongly Agree</td> <td>18</td> <td>64.29%</td> </tr> <tr> <td>Agree</td> <td>9</td> <td>32.14%</td> </tr> <tr> <td>Uncertain</td> <td>0</td> <td>0%</td> </tr> <tr> <td>Disagree</td> <td>1</td> <td>3.57%</td> </tr> <tr> <td>Strongly Disagree</td> <td>0</td> <td>0%</td> </tr> </tbody> </table>	Choice	Number	Percentage	Strongly Agree	18	64.29%	Agree	9	32.14%	Uncertain	0	0%	Disagree	1	3.57%	Strongly Disagree	0	0%	<p>Legend: Strongly Agree (Blue), Agree (Red), Uncertain (Yellow), Disagree (Green), Strongly Disagree (Purple)</p>		
Choice	Number	Percentage																					
Strongly Agree	18	64.29%																					
Agree	9	32.14%																					
Uncertain	0	0%																					
Disagree	1	3.57%																					
Strongly Disagree	0	0%																					

5	I think I have made progress in this Course	<table border="1"> <thead> <tr> <th>Choice</th> <th>Number</th> <th>Percentage</th> </tr> </thead> <tbody> <tr> <td>Strongly Agree</td> <td>17</td> <td>60.71%</td> </tr> <tr> <td>Agree</td> <td>10</td> <td>35.71%</td> </tr> <tr> <td>Uncertain</td> <td>0</td> <td>0%</td> </tr> <tr> <td>Disagree</td> <td>1</td> <td>3.57%</td> </tr> <tr> <td>Strongly Disagree</td> <td>0</td> <td>0%</td> </tr> </tbody> </table>	Choice	Number	Percentage	Strongly Agree	17	60.71%	Agree	10	35.71%	Uncertain	0	0%	Disagree	1	3.57%	Strongly Disagree	0	0%	 <p> ● Stron... ● Agree ● Disa... </p>
Choice	Number	Percentage																			
Strongly Agree	17	60.71%																			
Agree	10	35.71%																			
Uncertain	0	0%																			
Disagree	1	3.57%																			
Strongly Disagree	0	0%																			
6	I think the Course was well structured to achieve the learning outcomes (there was a good balance of lectures, tutorials, practical etc.)	<table border="1"> <thead> <tr> <th>Choice</th> <th>Number</th> <th>Percentage</th> </tr> </thead> <tbody> <tr> <td>Strongly Agree</td> <td>18</td> <td>64.29%</td> </tr> <tr> <td>Agree</td> <td>9</td> <td>32.14%</td> </tr> <tr> <td>Uncertain</td> <td>0</td> <td>0%</td> </tr> <tr> <td>Disagree</td> <td>1</td> <td>3.57%</td> </tr> <tr> <td>Strongly Disagree</td> <td>0</td> <td>0%</td> </tr> </tbody> </table>	Choice	Number	Percentage	Strongly Agree	18	64.29%	Agree	9	32.14%	Uncertain	0	0%	Disagree	1	3.57%	Strongly Disagree	0	0%	 <p> ● Stron... ● Agree ● Disa... </p>
Choice	Number	Percentage																			
Strongly Agree	18	64.29%																			
Agree	9	32.14%																			
Uncertain	0	0%																			
Disagree	1	3.57%																			
Strongly Disagree	0	0%																			
7	The learning and teaching methods encouraged participation	<table border="1"> <thead> <tr> <th>Choice</th> <th>Number</th> <th>Percentage</th> </tr> </thead> <tbody> <tr> <td>Strongly Agree</td> <td>17</td> <td>60.71%</td> </tr> <tr> <td>Agree</td> <td>10</td> <td>35.71%</td> </tr> <tr> <td>Uncertain</td> <td>0</td> <td>0%</td> </tr> <tr> <td>Disagree</td> <td>1</td> <td>3.57%</td> </tr> <tr> <td>Strongly Disagree</td> <td>0</td> <td>0%</td> </tr> </tbody> </table>	Choice	Number	Percentage	Strongly Agree	17	60.71%	Agree	10	35.71%	Uncertain	0	0%	Disagree	1	3.57%	Strongly Disagree	0	0%	 <p> ● Stron... ● Agree ● Disa... </p>
Choice	Number	Percentage																			
Strongly Agree	17	60.71%																			
Agree	10	35.71%																			
Uncertain	0	0%																			
Disagree	1	3.57%																			
Strongly Disagree	0	0%																			
8	The overall environment in the class was conducive to learning	<table border="1"> <thead> <tr> <th>Choice</th> <th>Number</th> <th>Percentage</th> </tr> </thead> <tbody> <tr> <td>Strongly Agree</td> <td>18</td> <td>64.29%</td> </tr> <tr> <td>Agree</td> <td>9</td> <td>32.14%</td> </tr> <tr> <td>Uncertain</td> <td>0</td> <td>0%</td> </tr> <tr> <td>Disagree</td> <td>1</td> <td>3.57%</td> </tr> <tr> <td>Strongly Disagree</td> <td>0</td> <td>0%</td> </tr> </tbody> </table>	Choice	Number	Percentage	Strongly Agree	18	64.29%	Agree	9	32.14%	Uncertain	0	0%	Disagree	1	3.57%	Strongly Disagree	0	0%	 <p> ● Stron... ● Agree ● Disa... </p>
Choice	Number	Percentage																			
Strongly Agree	18	64.29%																			
Agree	9	32.14%																			
Uncertain	0	0%																			
Disagree	1	3.57%																			
Strongly Disagree	0	0%																			
9	Classrooms were satisfactory	<table border="1"> <thead> <tr> <th>Choice</th> <th>Number</th> <th>Percentage</th> </tr> </thead> <tbody> <tr> <td>Strongly Agree</td> <td>18</td> <td>64.29%</td> </tr> <tr> <td>Agree</td> <td>9</td> <td>32.14%</td> </tr> <tr> <td>Uncertain</td> <td>0</td> <td>0%</td> </tr> <tr> <td>Disagree</td> <td>1</td> <td>3.57%</td> </tr> <tr> <td>Strongly Disagree</td> <td>0</td> <td>0%</td> </tr> </tbody> </table>	Choice	Number	Percentage	Strongly Agree	18	64.29%	Agree	9	32.14%	Uncertain	0	0%	Disagree	1	3.57%	Strongly Disagree	0	0%	 <p> ● Stron... ● Agree ● Disa... </p>
Choice	Number	Percentage																			
Strongly Agree	18	64.29%																			
Agree	9	32.14%																			
Uncertain	0	0%																			
Disagree	1	3.57%																			
Strongly Disagree	0	0%																			

10	Learning materials (Lesson Plans, Course Notes etc.) were relevant and useful	<table border="1"> <thead> <tr> <th>Choice</th> <th>Number</th> <th>Percentage</th> </tr> </thead> <tbody> <tr> <td>Strongly Agree</td> <td>16</td> <td>57.14%</td> </tr> <tr> <td>Agree</td> <td>11</td> <td>39.29%</td> </tr> <tr> <td>Uncertain</td> <td>0</td> <td>0%</td> </tr> <tr> <td>Disagree</td> <td>1</td> <td>3.57%</td> </tr> <tr> <td>Strongly Disagree</td> <td>0</td> <td>0%</td> </tr> </tbody> </table>	Choice	Number	Percentage	Strongly Agree	16	57.14%	Agree	11	39.29%	Uncertain	0	0%	Disagree	1	3.57%	Strongly Disagree	0	0%	<p>Legend: Strongly Agree (Blue), Agree (Red), Disagree (Green)</p>
Choice	Number	Percentage																			
Strongly Agree	16	57.14%																			
Agree	11	39.29%																			
Uncertain	0	0%																			
Disagree	1	3.57%																			
Strongly Disagree	0	0%																			
11	Recommended reading Books etc. were relevant and appropriate	<table border="1"> <thead> <tr> <th>Choice</th> <th>Number</th> <th>Percentage</th> </tr> </thead> <tbody> <tr> <td>Strongly Agree</td> <td>16</td> <td>57.14%</td> </tr> <tr> <td>Agree</td> <td>11</td> <td>39.29%</td> </tr> <tr> <td>Uncertain</td> <td>0</td> <td>0%</td> </tr> <tr> <td>Disagree</td> <td>1</td> <td>3.57%</td> </tr> <tr> <td>Strongly Disagree</td> <td>0</td> <td>0%</td> </tr> </tbody> </table>	Choice	Number	Percentage	Strongly Agree	16	57.14%	Agree	11	39.29%	Uncertain	0	0%	Disagree	1	3.57%	Strongly Disagree	0	0%	<p>Legend: Strongly Agree (Blue), Agree (Red), Disagree (Green)</p>
Choice	Number	Percentage																			
Strongly Agree	16	57.14%																			
Agree	11	39.29%																			
Uncertain	0	0%																			
Disagree	1	3.57%																			
Strongly Disagree	0	0%																			
12	The provision of learning resources in the library was adequate and appropriate	<table border="1"> <thead> <tr> <th>Choice</th> <th>Number</th> <th>Percentage</th> </tr> </thead> <tbody> <tr> <td>Strongly Agree</td> <td>16</td> <td>57.14%</td> </tr> <tr> <td>Agree</td> <td>11</td> <td>39.29%</td> </tr> <tr> <td>Uncertain</td> <td>0</td> <td>0%</td> </tr> <tr> <td>Disagree</td> <td>1</td> <td>3.57%</td> </tr> <tr> <td>Strongly Disagree</td> <td>0</td> <td>0%</td> </tr> </tbody> </table>	Choice	Number	Percentage	Strongly Agree	16	57.14%	Agree	11	39.29%	Uncertain	0	0%	Disagree	1	3.57%	Strongly Disagree	0	0%	<p>Legend: Strongly Agree (Blue), Agree (Red), Disagree (Green)</p>
Choice	Number	Percentage																			
Strongly Agree	16	57.14%																			
Agree	11	39.29%																			
Uncertain	0	0%																			
Disagree	1	3.57%																			
Strongly Disagree	0	0%																			
13	The provision of learning resources on the Web was adequate and appropriate (if relevant)	<table border="1"> <thead> <tr> <th>Choice</th> <th>Number</th> <th>Percentage</th> </tr> </thead> <tbody> <tr> <td>Strongly Agree</td> <td>16</td> <td>57.14%</td> </tr> <tr> <td>Agree</td> <td>11</td> <td>39.29%</td> </tr> <tr> <td>Uncertain</td> <td>0</td> <td>0%</td> </tr> <tr> <td>Disagree</td> <td>1</td> <td>3.57%</td> </tr> <tr> <td>Strongly Disagree</td> <td>0</td> <td>0%</td> </tr> </tbody> </table>	Choice	Number	Percentage	Strongly Agree	16	57.14%	Agree	11	39.29%	Uncertain	0	0%	Disagree	1	3.57%	Strongly Disagree	0	0%	<p>Legend: Strongly Agree (Blue), Agree (Red), Disagree (Green)</p>
Choice	Number	Percentage																			
Strongly Agree	16	57.14%																			
Agree	11	39.29%																			
Uncertain	0	0%																			
Disagree	1	3.57%																			
Strongly Disagree	0	0%																			
14	The Course stimulated my interest and thought on the subject area	<table border="1"> <thead> <tr> <th>Choice</th> <th>Number</th> <th>Percentage</th> </tr> </thead> <tbody> <tr> <td>Strongly Agree</td> <td>17</td> <td>60.71%</td> </tr> <tr> <td>Agree</td> <td>10</td> <td>35.71%</td> </tr> <tr> <td>Uncertain</td> <td>0</td> <td>0%</td> </tr> <tr> <td>Disagree</td> <td>1</td> <td>3.57%</td> </tr> <tr> <td>Strongly Disagree</td> <td>0</td> <td>0%</td> </tr> </tbody> </table>	Choice	Number	Percentage	Strongly Agree	17	60.71%	Agree	10	35.71%	Uncertain	0	0%	Disagree	1	3.57%	Strongly Disagree	0	0%	<p>Legend: Strongly Agree (Blue), Agree (Red), Disagree (Green)</p>
Choice	Number	Percentage																			
Strongly Agree	17	60.71%																			
Agree	10	35.71%																			
Uncertain	0	0%																			
Disagree	1	3.57%																			
Strongly Disagree	0	0%																			

15	The pace of the Course was appropriate	<table border="1"> <thead> <tr> <th>Choice</th> <th>Number</th> <th>Percentage</th> </tr> </thead> <tbody> <tr> <td>Strongly Agree</td> <td>17</td> <td>60.71%</td> </tr> <tr> <td>Agree</td> <td>10</td> <td>35.71%</td> </tr> <tr> <td>Uncertain</td> <td>0</td> <td>0%</td> </tr> <tr> <td>Disagree</td> <td>1</td> <td>3.57%</td> </tr> <tr> <td>Strongly Disagree</td> <td>0</td> <td>0%</td> </tr> </tbody> </table>	Choice	Number	Percentage	Strongly Agree	17	60.71%	Agree	10	35.71%	Uncertain	0	0%	Disagree	1	3.57%	Strongly Disagree	0	0%	 <ul style="list-style-type: none"> ● Stron... ● Agree ● Disa...
Choice	Number	Percentage																			
Strongly Agree	17	60.71%																			
Agree	10	35.71%																			
Uncertain	0	0%																			
Disagree	1	3.57%																			
Strongly Disagree	0	0%																			
16	Ideas and concepts were presented clearly	<table border="1"> <thead> <tr> <th>Choice</th> <th>Number</th> <th>Percentage</th> </tr> </thead> <tbody> <tr> <td>Strongly Agree</td> <td>17</td> <td>60.71%</td> </tr> <tr> <td>Agree</td> <td>10</td> <td>35.71%</td> </tr> <tr> <td>Uncertain</td> <td>0</td> <td>0%</td> </tr> <tr> <td>Disagree</td> <td>1</td> <td>3.57%</td> </tr> <tr> <td>Strongly Disagree</td> <td>0</td> <td>0%</td> </tr> </tbody> </table>	Choice	Number	Percentage	Strongly Agree	17	60.71%	Agree	10	35.71%	Uncertain	0	0%	Disagree	1	3.57%	Strongly Disagree	0	0%	 <ul style="list-style-type: none"> ● Stron... ● Agree ● Disa...
Choice	Number	Percentage																			
Strongly Agree	17	60.71%																			
Agree	10	35.71%																			
Uncertain	0	0%																			
Disagree	1	3.57%																			
Strongly Disagree	0	0%																			
17	The method of assessment were reasonable	<table border="1"> <thead> <tr> <th>Choice</th> <th>Number</th> <th>Percentage</th> </tr> </thead> <tbody> <tr> <td>Strongly Agree</td> <td>17</td> <td>60.71%</td> </tr> <tr> <td>Agree</td> <td>10</td> <td>35.71%</td> </tr> <tr> <td>Uncertain</td> <td>0</td> <td>0%</td> </tr> <tr> <td>Disagree</td> <td>1</td> <td>3.57%</td> </tr> <tr> <td>Strongly Disagree</td> <td>0</td> <td>0%</td> </tr> </tbody> </table>	Choice	Number	Percentage	Strongly Agree	17	60.71%	Agree	10	35.71%	Uncertain	0	0%	Disagree	1	3.57%	Strongly Disagree	0	0%	 <ul style="list-style-type: none"> ● Stron... ● Agree ● Disa...
Choice	Number	Percentage																			
Strongly Agree	17	60.71%																			
Agree	10	35.71%																			
Uncertain	0	0%																			
Disagree	1	3.57%																			
Strongly Disagree	0	0%																			
18	Feedback on assessment was timely	<table border="1"> <thead> <tr> <th>Choice</th> <th>Number</th> <th>Percentage</th> </tr> </thead> <tbody> <tr> <td>Strongly Agree</td> <td>17</td> <td>60.71%</td> </tr> <tr> <td>Agree</td> <td>10</td> <td>35.71%</td> </tr> <tr> <td>Uncertain</td> <td>0</td> <td>0%</td> </tr> <tr> <td>Disagree</td> <td>1</td> <td>3.57%</td> </tr> <tr> <td>Strongly Disagree</td> <td>0</td> <td>0%</td> </tr> </tbody> </table>	Choice	Number	Percentage	Strongly Agree	17	60.71%	Agree	10	35.71%	Uncertain	0	0%	Disagree	1	3.57%	Strongly Disagree	0	0%	 <ul style="list-style-type: none"> ● Stron... ● Agree ● Disa...
Choice	Number	Percentage																			
Strongly Agree	17	60.71%																			
Agree	10	35.71%																			
Uncertain	0	0%																			
Disagree	1	3.57%																			
Strongly Disagree	0	0%																			
19	Feedback on assessment was helpful	<table border="1"> <thead> <tr> <th>Choice</th> <th>Number</th> <th>Percentage</th> </tr> </thead> <tbody> <tr> <td>Strongly Agree</td> <td>17</td> <td>60.71%</td> </tr> <tr> <td>Agree</td> <td>10</td> <td>35.71%</td> </tr> <tr> <td>Uncertain</td> <td>0</td> <td>0%</td> </tr> <tr> <td>Disagree</td> <td>1</td> <td>3.57%</td> </tr> <tr> <td>Strongly Disagree</td> <td>0</td> <td>0%</td> </tr> </tbody> </table>	Choice	Number	Percentage	Strongly Agree	17	60.71%	Agree	10	35.71%	Uncertain	0	0%	Disagree	1	3.57%	Strongly Disagree	0	0%	 <ul style="list-style-type: none"> ● Stron... ● Agree ● Disa...
Choice	Number	Percentage																			
Strongly Agree	17	60.71%																			
Agree	10	35.71%																			
Uncertain	0	0%																			
Disagree	1	3.57%																			
Strongly Disagree	0	0%																			

20	I understood the lectures	<table border="1"> <thead> <tr> <th>Choice</th> <th>Number</th> <th>Percentage</th> </tr> </thead> <tbody> <tr> <td>Strongly Agree</td> <td>18</td> <td>64.29%</td> </tr> <tr> <td>Agree</td> <td>9</td> <td>32.14%</td> </tr> <tr> <td>Uncertain</td> <td>0</td> <td>0%</td> </tr> <tr> <td>Disagree</td> <td>1</td> <td>3.57%</td> </tr> <tr> <td>Strongly Disagree</td> <td>0</td> <td>0%</td> </tr> </tbody> </table>	Choice	Number	Percentage	Strongly Agree	18	64.29%	Agree	9	32.14%	Uncertain	0	0%	Disagree	1	3.57%	Strongly Disagree	0	0%	 <ul style="list-style-type: none"> ● Stron... ● Agree ● Disa...
Choice	Number	Percentage																			
Strongly Agree	18	64.29%																			
Agree	9	32.14%																			
Uncertain	0	0%																			
Disagree	1	3.57%																			
Strongly Disagree	0	0%																			
21	The material was well organized and presented	<table border="1"> <thead> <tr> <th>Choice</th> <th>Number</th> <th>Percentage</th> </tr> </thead> <tbody> <tr> <td>Strongly Agree</td> <td>17</td> <td>60.71%</td> </tr> <tr> <td>Agree</td> <td>10</td> <td>35.71%</td> </tr> <tr> <td>Uncertain</td> <td>0</td> <td>0%</td> </tr> <tr> <td>Disagree</td> <td>1</td> <td>3.57%</td> </tr> <tr> <td>Strongly Disagree</td> <td>0</td> <td>0%</td> </tr> </tbody> </table>	Choice	Number	Percentage	Strongly Agree	17	60.71%	Agree	10	35.71%	Uncertain	0	0%	Disagree	1	3.57%	Strongly Disagree	0	0%	 <ul style="list-style-type: none"> ● Stron... ● Agree ● Disa...
Choice	Number	Percentage																			
Strongly Agree	17	60.71%																			
Agree	10	35.71%																			
Uncertain	0	0%																			
Disagree	1	3.57%																			
Strongly Disagree	0	0%																			
22	The instructor was responsive to student needs and problems	<table border="1"> <thead> <tr> <th>Choice</th> <th>Number</th> <th>Percentage</th> </tr> </thead> <tbody> <tr> <td>Strongly Agree</td> <td>18</td> <td>64.29%</td> </tr> <tr> <td>Agree</td> <td>9</td> <td>32.14%</td> </tr> <tr> <td>Uncertain</td> <td>0</td> <td>0%</td> </tr> <tr> <td>Disagree</td> <td>1</td> <td>3.57%</td> </tr> <tr> <td>Strongly Disagree</td> <td>0</td> <td>0%</td> </tr> </tbody> </table>	Choice	Number	Percentage	Strongly Agree	18	64.29%	Agree	9	32.14%	Uncertain	0	0%	Disagree	1	3.57%	Strongly Disagree	0	0%	 <ul style="list-style-type: none"> ● Stron... ● Agree ● Disa...
Choice	Number	Percentage																			
Strongly Agree	18	64.29%																			
Agree	9	32.14%																			
Uncertain	0	0%																			
Disagree	1	3.57%																			
Strongly Disagree	0	0%																			
23	Had the instructor been regular throughout the course	<table border="1"> <thead> <tr> <th>Choice</th> <th>Number</th> <th>Percentage</th> </tr> </thead> <tbody> <tr> <td>Strongly Agree</td> <td>17</td> <td>60.71%</td> </tr> <tr> <td>Agree</td> <td>10</td> <td>35.71%</td> </tr> <tr> <td>Uncertain</td> <td>0</td> <td>0%</td> </tr> <tr> <td>Disagree</td> <td>1</td> <td>3.57%</td> </tr> <tr> <td>Strongly Disagree</td> <td>0</td> <td>0%</td> </tr> </tbody> </table>	Choice	Number	Percentage	Strongly Agree	17	60.71%	Agree	10	35.71%	Uncertain	0	0%	Disagree	1	3.57%	Strongly Disagree	0	0%	 <ul style="list-style-type: none"> ● Stron... ● Agree ● Disa...
Choice	Number	Percentage																			
Strongly Agree	17	60.71%																			
Agree	10	35.71%																			
Uncertain	0	0%																			
Disagree	1	3.57%																			
Strongly Disagree	0	0%																			
24	The material in the tutorials was useful	<table border="1"> <thead> <tr> <th>Choice</th> <th>Number</th> <th>Percentage</th> </tr> </thead> <tbody> <tr> <td>Strongly Agree</td> <td>17</td> <td>60.71%</td> </tr> <tr> <td>Agree</td> <td>10</td> <td>35.71%</td> </tr> <tr> <td>Uncertain</td> <td>0</td> <td>0%</td> </tr> <tr> <td>Disagree</td> <td>1</td> <td>3.57%</td> </tr> <tr> <td>Strongly Disagree</td> <td>0</td> <td>0%</td> </tr> </tbody> </table>	Choice	Number	Percentage	Strongly Agree	17	60.71%	Agree	10	35.71%	Uncertain	0	0%	Disagree	1	3.57%	Strongly Disagree	0	0%	 <ul style="list-style-type: none"> ● Stron... ● Agree ● Disa...
Choice	Number	Percentage																			
Strongly Agree	17	60.71%																			
Agree	10	35.71%																			
Uncertain	0	0%																			
Disagree	1	3.57%																			
Strongly Disagree	0	0%																			

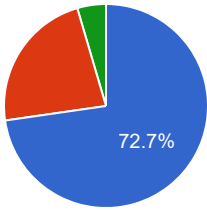
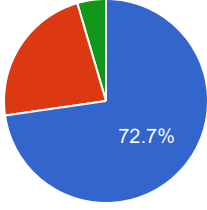
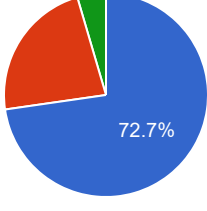
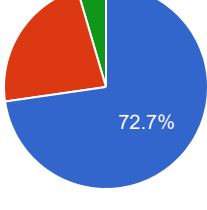
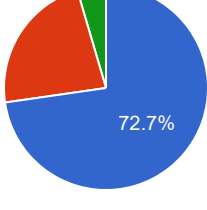
25	I was happy with the amount of work needed for tutorials	<table border="1"> <thead> <tr> <th>Choice</th> <th>Number</th> <th>Percentage</th> </tr> </thead> <tbody> <tr> <td>Strongly Agree</td> <td>17</td> <td>60.71%</td> </tr> <tr> <td>Agree</td> <td>10</td> <td>35.71%</td> </tr> <tr> <td>Uncertain</td> <td>0</td> <td>0%</td> </tr> <tr> <td>Disagree</td> <td>1</td> <td>3.57%</td> </tr> <tr> <td>Strongly Disagree</td> <td>0</td> <td>0%</td> </tr> </tbody> </table>	Choice	Number	Percentage	Strongly Agree	17	60.71%	Agree	10	35.71%	Uncertain	0	0%	Disagree	1	3.57%	Strongly Disagree	0	0%	 <p> ● Stron... ● Agree ● Disa... </p>
Choice	Number	Percentage																			
Strongly Agree	17	60.71%																			
Agree	10	35.71%																			
Uncertain	0	0%																			
Disagree	1	3.57%																			
Strongly Disagree	0	0%																			
26	The tutor dealt effectively with my problems	<table border="1"> <thead> <tr> <th>Choice</th> <th>Number</th> <th>Percentage</th> </tr> </thead> <tbody> <tr> <td>Strongly Agree</td> <td>16</td> <td>57.14%</td> </tr> <tr> <td>Agree</td> <td>11</td> <td>39.29%</td> </tr> <tr> <td>Uncertain</td> <td>0</td> <td>0%</td> </tr> <tr> <td>Disagree</td> <td>1</td> <td>3.57%</td> </tr> <tr> <td>Strongly Disagree</td> <td>0</td> <td>0%</td> </tr> </tbody> </table>	Choice	Number	Percentage	Strongly Agree	16	57.14%	Agree	11	39.29%	Uncertain	0	0%	Disagree	1	3.57%	Strongly Disagree	0	0%	 <p> ● Stron... ● Agree ● Disa... </p>
Choice	Number	Percentage																			
Strongly Agree	16	57.14%																			
Agree	11	39.29%																			
Uncertain	0	0%																			
Disagree	1	3.57%																			
Strongly Disagree	0	0%																			
27	The material in the practicals was useful	<table border="1"> <thead> <tr> <th>Choice</th> <th>Number</th> <th>Percentage</th> </tr> </thead> <tbody> <tr> <td>Strongly Agree</td> <td>16</td> <td>57.14%</td> </tr> <tr> <td>Agree</td> <td>11</td> <td>39.29%</td> </tr> <tr> <td>Uncertain</td> <td>0</td> <td>0%</td> </tr> <tr> <td>Disagree</td> <td>1</td> <td>3.57%</td> </tr> <tr> <td>Strongly Disagree</td> <td>0</td> <td>0%</td> </tr> </tbody> </table>	Choice	Number	Percentage	Strongly Agree	16	57.14%	Agree	11	39.29%	Uncertain	0	0%	Disagree	1	3.57%	Strongly Disagree	0	0%	 <p> ● Stron... ● Agree ● Disa... </p>
Choice	Number	Percentage																			
Strongly Agree	16	57.14%																			
Agree	11	39.29%																			
Uncertain	0	0%																			
Disagree	1	3.57%																			
Strongly Disagree	0	0%																			
28	The demonstrators dealt effectively with my problems	<table border="1"> <thead> <tr> <th>Choice</th> <th>Number</th> <th>Percentage</th> </tr> </thead> <tbody> <tr> <td>Strongly Agree</td> <td>15</td> <td>53.57%</td> </tr> <tr> <td>Agree</td> <td>12</td> <td>42.86%</td> </tr> <tr> <td>Uncertain</td> <td>0</td> <td>0%</td> </tr> <tr> <td>Disagree</td> <td>1</td> <td>3.57%</td> </tr> <tr> <td>Strongly Disagree</td> <td>0</td> <td>0%</td> </tr> </tbody> </table>	Choice	Number	Percentage	Strongly Agree	15	53.57%	Agree	12	42.86%	Uncertain	0	0%	Disagree	1	3.57%	Strongly Disagree	0	0%	 <p> ● Stron... ● Agree ● Disa... </p>
Choice	Number	Percentage																			
Strongly Agree	15	53.57%																			
Agree	12	42.86%																			
Uncertain	0	0%																			
Disagree	1	3.57%																			
Strongly Disagree	0	0%																			

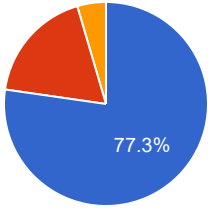
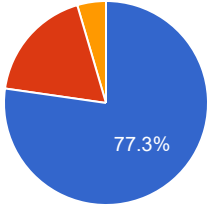
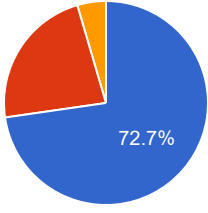
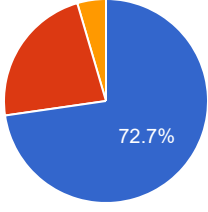
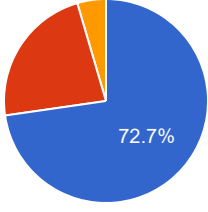
29	The best features of the Course were	<p>s Good Good teaching methods good a None Goodgood a the Teacher was a sweet heart and her teaching style was really good good A out standing. yas yes MADAM SHEEBA TEACHING teachers good ok good Good out standing n good good Poetry nd about the different types of nature. teachers yes A</p>
30	The Course could have been improved by	<p>s Good Good yes a None Good a nothing good A by some special things. good yes MADAM soicly good ok mam sheeba sadaf Sheba sadaf out standing n good good Ma'am sheeba sadaf society yes A</p>

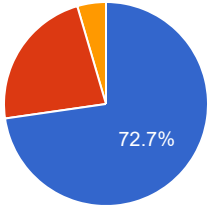
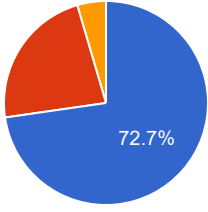
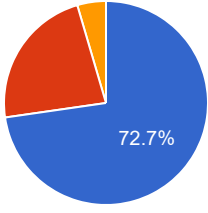
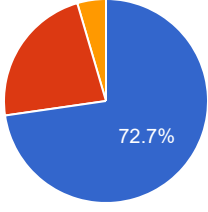
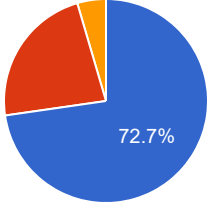
31	<p>The University does not tolerate discrimination on any irrelevant distinction (e.g. race, age, gender) and is committed to work with diversity in a wholly positive way. Please indicate below anything in relation to this Course which may run counter to this objective</p>	<p>s Good Good a None Good a no good A ok ok n good good Good ok yes A</p>
----	---	---

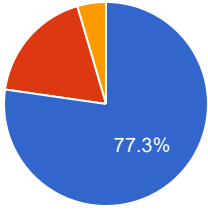
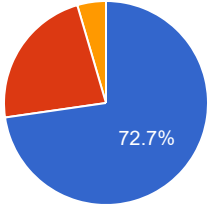
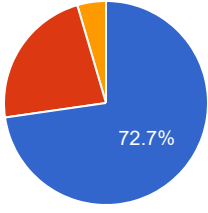
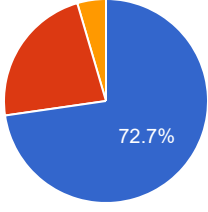
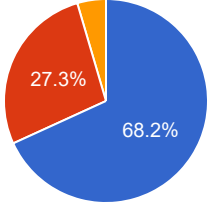
Course Evaluation - Program: 0258

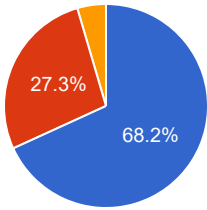
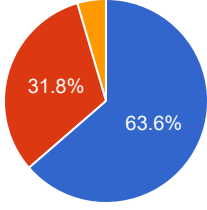
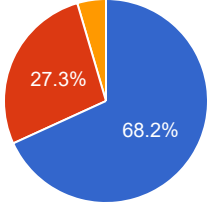
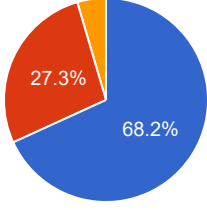
Teacher Name: SHEEBA SADAF		Course ID: ENG-106 Course Title: Introduction to English Literature - I		Session: 2017 Fall																			
Shift: Morning -- Section: B		Total Strength: 85		Attempted: 22																			
S.No	Question	Opinions			Chart																		
1	The course objectives were clear	<table border="1"> <thead> <tr> <th>Choice</th> <th>Number</th> <th>Percentage</th> </tr> </thead> <tbody> <tr> <td>Strongly Agree</td> <td>16</td> <td>72.73%</td> </tr> <tr> <td>Agree</td> <td>4</td> <td>18.18%</td> </tr> <tr> <td>Uncertain</td> <td>1</td> <td>4.55%</td> </tr> <tr> <td>Disagree</td> <td>1</td> <td>4.55%</td> </tr> <tr> <td>Strongly Disagree</td> <td>0</td> <td>0%</td> </tr> </tbody> </table>	Choice	Number	Percentage	Strongly Agree	16	72.73%	Agree	4	18.18%	Uncertain	1	4.55%	Disagree	1	4.55%	Strongly Disagree	0	0%	<p>72.7%</p>		
Choice	Number	Percentage																					
Strongly Agree	16	72.73%																					
Agree	4	18.18%																					
Uncertain	1	4.55%																					
Disagree	1	4.55%																					
Strongly Disagree	0	0%																					
2	The Course workload was manageable	<table border="1"> <thead> <tr> <th>Choice</th> <th>Number</th> <th>Percentage</th> </tr> </thead> <tbody> <tr> <td>Strongly Agree</td> <td>16</td> <td>72.73%</td> </tr> <tr> <td>Agree</td> <td>5</td> <td>22.73%</td> </tr> <tr> <td>Uncertain</td> <td>0</td> <td>0%</td> </tr> <tr> <td>Disagree</td> <td>1</td> <td>4.55%</td> </tr> <tr> <td>Strongly Disagree</td> <td>0</td> <td>0%</td> </tr> </tbody> </table>	Choice	Number	Percentage	Strongly Agree	16	72.73%	Agree	5	22.73%	Uncertain	0	0%	Disagree	1	4.55%	Strongly Disagree	0	0%	<p>72.7%</p>		
Choice	Number	Percentage																					
Strongly Agree	16	72.73%																					
Agree	5	22.73%																					
Uncertain	0	0%																					
Disagree	1	4.55%																					
Strongly Disagree	0	0%																					
3	The Course was well organized (e.g. timely access to materials, notification of changes, etc.)	<table border="1"> <thead> <tr> <th>Choice</th> <th>Number</th> <th>Percentage</th> </tr> </thead> <tbody> <tr> <td>Strongly Agree</td> <td>16</td> <td>72.73%</td> </tr> <tr> <td>Agree</td> <td>5</td> <td>22.73%</td> </tr> <tr> <td>Uncertain</td> <td>0</td> <td>0%</td> </tr> <tr> <td>Disagree</td> <td>1</td> <td>4.55%</td> </tr> <tr> <td>Strongly Disagree</td> <td>0</td> <td>0%</td> </tr> </tbody> </table>	Choice	Number	Percentage	Strongly Agree	16	72.73%	Agree	5	22.73%	Uncertain	0	0%	Disagree	1	4.55%	Strongly Disagree	0	0%	<p>72.7%</p>		
Choice	Number	Percentage																					
Strongly Agree	16	72.73%																					
Agree	5	22.73%																					
Uncertain	0	0%																					
Disagree	1	4.55%																					
Strongly Disagree	0	0%																					
4	I participated actively in the Course	<table border="1"> <thead> <tr> <th>Choice</th> <th>Number</th> <th>Percentage</th> </tr> </thead> <tbody> <tr> <td>Strongly Agree</td> <td>16</td> <td>72.73%</td> </tr> <tr> <td>Agree</td> <td>5</td> <td>22.73%</td> </tr> <tr> <td>Uncertain</td> <td>0</td> <td>0%</td> </tr> <tr> <td>Disagree</td> <td>1</td> <td>4.55%</td> </tr> <tr> <td>Strongly Disagree</td> <td>0</td> <td>0%</td> </tr> </tbody> </table>	Choice	Number	Percentage	Strongly Agree	16	72.73%	Agree	5	22.73%	Uncertain	0	0%	Disagree	1	4.55%	Strongly Disagree	0	0%	<p>72.7%</p>		
Choice	Number	Percentage																					
Strongly Agree	16	72.73%																					
Agree	5	22.73%																					
Uncertain	0	0%																					
Disagree	1	4.55%																					
Strongly Disagree	0	0%																					

5	I think I have made progress in this Course	<table border="1"> <thead> <tr> <th>Choice</th> <th>Number</th> <th>Percentage</th> </tr> </thead> <tbody> <tr> <td>Strongly Agree</td> <td>16</td> <td>72.73%</td> </tr> <tr> <td>Agree</td> <td>5</td> <td>22.73%</td> </tr> <tr> <td>Uncertain</td> <td>0</td> <td>0%</td> </tr> <tr> <td>Disagree</td> <td>1</td> <td>4.55%</td> </tr> <tr> <td>Strongly Disagree</td> <td>0</td> <td>0%</td> </tr> </tbody> </table>	Choice	Number	Percentage	Strongly Agree	16	72.73%	Agree	5	22.73%	Uncertain	0	0%	Disagree	1	4.55%	Strongly Disagree	0	0%	 <ul style="list-style-type: none"> ● Stron... ● Agree ● Disa...
Choice	Number	Percentage																			
Strongly Agree	16	72.73%																			
Agree	5	22.73%																			
Uncertain	0	0%																			
Disagree	1	4.55%																			
Strongly Disagree	0	0%																			
6	I think the Course was well structured to achieve the learning outcomes (there was a good balance of lectures, tutorials, practical etc.)	<table border="1"> <thead> <tr> <th>Choice</th> <th>Number</th> <th>Percentage</th> </tr> </thead> <tbody> <tr> <td>Strongly Agree</td> <td>16</td> <td>72.73%</td> </tr> <tr> <td>Agree</td> <td>5</td> <td>22.73%</td> </tr> <tr> <td>Uncertain</td> <td>0</td> <td>0%</td> </tr> <tr> <td>Disagree</td> <td>1</td> <td>4.55%</td> </tr> <tr> <td>Strongly Disagree</td> <td>0</td> <td>0%</td> </tr> </tbody> </table>	Choice	Number	Percentage	Strongly Agree	16	72.73%	Agree	5	22.73%	Uncertain	0	0%	Disagree	1	4.55%	Strongly Disagree	0	0%	 <ul style="list-style-type: none"> ● Stron... ● Agree ● Disa...
Choice	Number	Percentage																			
Strongly Agree	16	72.73%																			
Agree	5	22.73%																			
Uncertain	0	0%																			
Disagree	1	4.55%																			
Strongly Disagree	0	0%																			
7	The learning and teaching methods encouraged participation	<table border="1"> <thead> <tr> <th>Choice</th> <th>Number</th> <th>Percentage</th> </tr> </thead> <tbody> <tr> <td>Strongly Agree</td> <td>16</td> <td>72.73%</td> </tr> <tr> <td>Agree</td> <td>5</td> <td>22.73%</td> </tr> <tr> <td>Uncertain</td> <td>0</td> <td>0%</td> </tr> <tr> <td>Disagree</td> <td>1</td> <td>4.55%</td> </tr> <tr> <td>Strongly Disagree</td> <td>0</td> <td>0%</td> </tr> </tbody> </table>	Choice	Number	Percentage	Strongly Agree	16	72.73%	Agree	5	22.73%	Uncertain	0	0%	Disagree	1	4.55%	Strongly Disagree	0	0%	 <ul style="list-style-type: none"> ● Stron... ● Agree ● Disa...
Choice	Number	Percentage																			
Strongly Agree	16	72.73%																			
Agree	5	22.73%																			
Uncertain	0	0%																			
Disagree	1	4.55%																			
Strongly Disagree	0	0%																			
8	The overall environment in the class was conducive to learning	<table border="1"> <thead> <tr> <th>Choice</th> <th>Number</th> <th>Percentage</th> </tr> </thead> <tbody> <tr> <td>Strongly Agree</td> <td>16</td> <td>72.73%</td> </tr> <tr> <td>Agree</td> <td>5</td> <td>22.73%</td> </tr> <tr> <td>Uncertain</td> <td>0</td> <td>0%</td> </tr> <tr> <td>Disagree</td> <td>1</td> <td>4.55%</td> </tr> <tr> <td>Strongly Disagree</td> <td>0</td> <td>0%</td> </tr> </tbody> </table>	Choice	Number	Percentage	Strongly Agree	16	72.73%	Agree	5	22.73%	Uncertain	0	0%	Disagree	1	4.55%	Strongly Disagree	0	0%	 <ul style="list-style-type: none"> ● Stron... ● Agree ● Disa...
Choice	Number	Percentage																			
Strongly Agree	16	72.73%																			
Agree	5	22.73%																			
Uncertain	0	0%																			
Disagree	1	4.55%																			
Strongly Disagree	0	0%																			
9	Classrooms were satisfactory	<table border="1"> <thead> <tr> <th>Choice</th> <th>Number</th> <th>Percentage</th> </tr> </thead> <tbody> <tr> <td>Strongly Agree</td> <td>16</td> <td>72.73%</td> </tr> <tr> <td>Agree</td> <td>5</td> <td>22.73%</td> </tr> <tr> <td>Uncertain</td> <td>0</td> <td>0%</td> </tr> <tr> <td>Disagree</td> <td>1</td> <td>4.55%</td> </tr> <tr> <td>Strongly Disagree</td> <td>0</td> <td>0%</td> </tr> </tbody> </table>	Choice	Number	Percentage	Strongly Agree	16	72.73%	Agree	5	22.73%	Uncertain	0	0%	Disagree	1	4.55%	Strongly Disagree	0	0%	 <ul style="list-style-type: none"> ● Stron... ● Agree ● Disa...
Choice	Number	Percentage																			
Strongly Agree	16	72.73%																			
Agree	5	22.73%																			
Uncertain	0	0%																			
Disagree	1	4.55%																			
Strongly Disagree	0	0%																			

10	Learning materials (Lesson Plans, Course Notes etc.) were relevant and useful	<table border="1"> <thead> <tr> <th>Choice</th> <th>Number</th> <th>Percentage</th> </tr> </thead> <tbody> <tr> <td>Strongly Agree</td> <td>17</td> <td>77.27%</td> </tr> <tr> <td>Agree</td> <td>4</td> <td>18.18%</td> </tr> <tr> <td>Uncertain</td> <td>1</td> <td>4.55%</td> </tr> <tr> <td>Disagree</td> <td>0</td> <td>0%</td> </tr> <tr> <td>Strongly Disagree</td> <td>0</td> <td>0%</td> </tr> </tbody> </table>	Choice	Number	Percentage	Strongly Agree	17	77.27%	Agree	4	18.18%	Uncertain	1	4.55%	Disagree	0	0%	Strongly Disagree	0	0%	 <p>77.3%</p> <ul style="list-style-type: none"> ● Stron... ● Agree ● Unce...
Choice	Number	Percentage																			
Strongly Agree	17	77.27%																			
Agree	4	18.18%																			
Uncertain	1	4.55%																			
Disagree	0	0%																			
Strongly Disagree	0	0%																			
11	Recommended reading Books etc. were relevant and appropriate	<table border="1"> <thead> <tr> <th>Choice</th> <th>Number</th> <th>Percentage</th> </tr> </thead> <tbody> <tr> <td>Strongly Agree</td> <td>17</td> <td>77.27%</td> </tr> <tr> <td>Agree</td> <td>4</td> <td>18.18%</td> </tr> <tr> <td>Uncertain</td> <td>1</td> <td>4.55%</td> </tr> <tr> <td>Disagree</td> <td>0</td> <td>0%</td> </tr> <tr> <td>Strongly Disagree</td> <td>0</td> <td>0%</td> </tr> </tbody> </table>	Choice	Number	Percentage	Strongly Agree	17	77.27%	Agree	4	18.18%	Uncertain	1	4.55%	Disagree	0	0%	Strongly Disagree	0	0%	 <p>77.3%</p> <ul style="list-style-type: none"> ● Stron... ● Agree ● Unce...
Choice	Number	Percentage																			
Strongly Agree	17	77.27%																			
Agree	4	18.18%																			
Uncertain	1	4.55%																			
Disagree	0	0%																			
Strongly Disagree	0	0%																			
12	The provision of learning resources in the library was adequate and appropriate	<table border="1"> <thead> <tr> <th>Choice</th> <th>Number</th> <th>Percentage</th> </tr> </thead> <tbody> <tr> <td>Strongly Agree</td> <td>16</td> <td>72.73%</td> </tr> <tr> <td>Agree</td> <td>5</td> <td>22.73%</td> </tr> <tr> <td>Uncertain</td> <td>1</td> <td>4.55%</td> </tr> <tr> <td>Disagree</td> <td>0</td> <td>0%</td> </tr> <tr> <td>Strongly Disagree</td> <td>0</td> <td>0%</td> </tr> </tbody> </table>	Choice	Number	Percentage	Strongly Agree	16	72.73%	Agree	5	22.73%	Uncertain	1	4.55%	Disagree	0	0%	Strongly Disagree	0	0%	 <p>72.7%</p> <ul style="list-style-type: none"> ● Stron... ● Agree ● Unce...
Choice	Number	Percentage																			
Strongly Agree	16	72.73%																			
Agree	5	22.73%																			
Uncertain	1	4.55%																			
Disagree	0	0%																			
Strongly Disagree	0	0%																			
13	The provision of learning resources on the Web was adequate and appropriate (if relevant)	<table border="1"> <thead> <tr> <th>Choice</th> <th>Number</th> <th>Percentage</th> </tr> </thead> <tbody> <tr> <td>Strongly Agree</td> <td>16</td> <td>72.73%</td> </tr> <tr> <td>Agree</td> <td>5</td> <td>22.73%</td> </tr> <tr> <td>Uncertain</td> <td>1</td> <td>4.55%</td> </tr> <tr> <td>Disagree</td> <td>0</td> <td>0%</td> </tr> <tr> <td>Strongly Disagree</td> <td>0</td> <td>0%</td> </tr> </tbody> </table>	Choice	Number	Percentage	Strongly Agree	16	72.73%	Agree	5	22.73%	Uncertain	1	4.55%	Disagree	0	0%	Strongly Disagree	0	0%	 <p>72.7%</p> <ul style="list-style-type: none"> ● Stron... ● Agree ● Unce...
Choice	Number	Percentage																			
Strongly Agree	16	72.73%																			
Agree	5	22.73%																			
Uncertain	1	4.55%																			
Disagree	0	0%																			
Strongly Disagree	0	0%																			
14	The Course stimulated my interest and thought on the subject area	<table border="1"> <thead> <tr> <th>Choice</th> <th>Number</th> <th>Percentage</th> </tr> </thead> <tbody> <tr> <td>Strongly Agree</td> <td>16</td> <td>72.73%</td> </tr> <tr> <td>Agree</td> <td>5</td> <td>22.73%</td> </tr> <tr> <td>Uncertain</td> <td>1</td> <td>4.55%</td> </tr> <tr> <td>Disagree</td> <td>0</td> <td>0%</td> </tr> <tr> <td>Strongly Disagree</td> <td>0</td> <td>0%</td> </tr> </tbody> </table>	Choice	Number	Percentage	Strongly Agree	16	72.73%	Agree	5	22.73%	Uncertain	1	4.55%	Disagree	0	0%	Strongly Disagree	0	0%	 <p>72.7%</p> <ul style="list-style-type: none"> ● Stron... ● Agree ● Unce...
Choice	Number	Percentage																			
Strongly Agree	16	72.73%																			
Agree	5	22.73%																			
Uncertain	1	4.55%																			
Disagree	0	0%																			
Strongly Disagree	0	0%																			

15	The pace of the Course was appropriate	<table border="1"> <thead> <tr> <th>Choice</th> <th>Number</th> <th>Percentage</th> </tr> </thead> <tbody> <tr> <td>Strongly Agree</td> <td>16</td> <td>72.73%</td> </tr> <tr> <td>Agree</td> <td>5</td> <td>22.73%</td> </tr> <tr> <td>Uncertain</td> <td>1</td> <td>4.55%</td> </tr> <tr> <td>Disagree</td> <td>0</td> <td>0%</td> </tr> <tr> <td>Strongly Disagree</td> <td>0</td> <td>0%</td> </tr> </tbody> </table>	Choice	Number	Percentage	Strongly Agree	16	72.73%	Agree	5	22.73%	Uncertain	1	4.55%	Disagree	0	0%	Strongly Disagree	0	0%	 <p>72.7%</p> <ul style="list-style-type: none"> ● Stron... ● Agree ● Unce...
Choice	Number	Percentage																			
Strongly Agree	16	72.73%																			
Agree	5	22.73%																			
Uncertain	1	4.55%																			
Disagree	0	0%																			
Strongly Disagree	0	0%																			
16	Ideas and concepts were presented clearly	<table border="1"> <thead> <tr> <th>Choice</th> <th>Number</th> <th>Percentage</th> </tr> </thead> <tbody> <tr> <td>Strongly Agree</td> <td>16</td> <td>72.73%</td> </tr> <tr> <td>Agree</td> <td>5</td> <td>22.73%</td> </tr> <tr> <td>Uncertain</td> <td>1</td> <td>4.55%</td> </tr> <tr> <td>Disagree</td> <td>0</td> <td>0%</td> </tr> <tr> <td>Strongly Disagree</td> <td>0</td> <td>0%</td> </tr> </tbody> </table>	Choice	Number	Percentage	Strongly Agree	16	72.73%	Agree	5	22.73%	Uncertain	1	4.55%	Disagree	0	0%	Strongly Disagree	0	0%	 <p>72.7%</p> <ul style="list-style-type: none"> ● Stron... ● Agree ● Unce...
Choice	Number	Percentage																			
Strongly Agree	16	72.73%																			
Agree	5	22.73%																			
Uncertain	1	4.55%																			
Disagree	0	0%																			
Strongly Disagree	0	0%																			
17	The method of assessment were reasonable	<table border="1"> <thead> <tr> <th>Choice</th> <th>Number</th> <th>Percentage</th> </tr> </thead> <tbody> <tr> <td>Strongly Agree</td> <td>16</td> <td>72.73%</td> </tr> <tr> <td>Agree</td> <td>5</td> <td>22.73%</td> </tr> <tr> <td>Uncertain</td> <td>1</td> <td>4.55%</td> </tr> <tr> <td>Disagree</td> <td>0</td> <td>0%</td> </tr> <tr> <td>Strongly Disagree</td> <td>0</td> <td>0%</td> </tr> </tbody> </table>	Choice	Number	Percentage	Strongly Agree	16	72.73%	Agree	5	22.73%	Uncertain	1	4.55%	Disagree	0	0%	Strongly Disagree	0	0%	 <p>72.7%</p> <ul style="list-style-type: none"> ● Stron... ● Agree ● Unce...
Choice	Number	Percentage																			
Strongly Agree	16	72.73%																			
Agree	5	22.73%																			
Uncertain	1	4.55%																			
Disagree	0	0%																			
Strongly Disagree	0	0%																			
18	Feedback on assessment was timely	<table border="1"> <thead> <tr> <th>Choice</th> <th>Number</th> <th>Percentage</th> </tr> </thead> <tbody> <tr> <td>Strongly Agree</td> <td>16</td> <td>72.73%</td> </tr> <tr> <td>Agree</td> <td>5</td> <td>22.73%</td> </tr> <tr> <td>Uncertain</td> <td>1</td> <td>4.55%</td> </tr> <tr> <td>Disagree</td> <td>0</td> <td>0%</td> </tr> <tr> <td>Strongly Disagree</td> <td>0</td> <td>0%</td> </tr> </tbody> </table>	Choice	Number	Percentage	Strongly Agree	16	72.73%	Agree	5	22.73%	Uncertain	1	4.55%	Disagree	0	0%	Strongly Disagree	0	0%	 <p>72.7%</p> <ul style="list-style-type: none"> ● Stron... ● Agree ● Unce...
Choice	Number	Percentage																			
Strongly Agree	16	72.73%																			
Agree	5	22.73%																			
Uncertain	1	4.55%																			
Disagree	0	0%																			
Strongly Disagree	0	0%																			
19	Feedback on assessment was helpful	<table border="1"> <thead> <tr> <th>Choice</th> <th>Number</th> <th>Percentage</th> </tr> </thead> <tbody> <tr> <td>Strongly Agree</td> <td>16</td> <td>72.73%</td> </tr> <tr> <td>Agree</td> <td>5</td> <td>22.73%</td> </tr> <tr> <td>Uncertain</td> <td>1</td> <td>4.55%</td> </tr> <tr> <td>Disagree</td> <td>0</td> <td>0%</td> </tr> <tr> <td>Strongly Disagree</td> <td>0</td> <td>0%</td> </tr> </tbody> </table>	Choice	Number	Percentage	Strongly Agree	16	72.73%	Agree	5	22.73%	Uncertain	1	4.55%	Disagree	0	0%	Strongly Disagree	0	0%	 <p>72.7%</p> <ul style="list-style-type: none"> ● Stron... ● Agree ● Unce...
Choice	Number	Percentage																			
Strongly Agree	16	72.73%																			
Agree	5	22.73%																			
Uncertain	1	4.55%																			
Disagree	0	0%																			
Strongly Disagree	0	0%																			

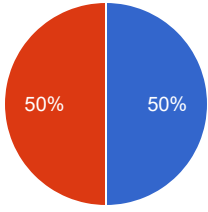
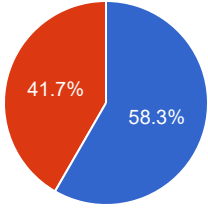
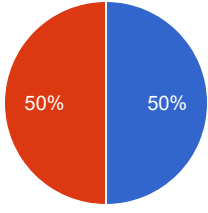
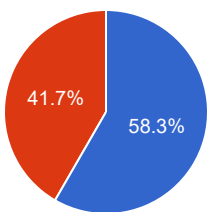
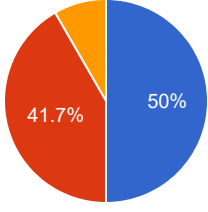
20	I understood the lectures	<table border="1"> <thead> <tr> <th>Choice</th> <th>Number</th> <th>Percentage</th> </tr> </thead> <tbody> <tr> <td>Strongly Agree</td> <td>17</td> <td>77.27%</td> </tr> <tr> <td>Agree</td> <td>4</td> <td>18.18%</td> </tr> <tr> <td>Uncertain</td> <td>1</td> <td>4.55%</td> </tr> <tr> <td>Disagree</td> <td>0</td> <td>0%</td> </tr> <tr> <td>Strongly Disagree</td> <td>0</td> <td>0%</td> </tr> </tbody> </table>	Choice	Number	Percentage	Strongly Agree	17	77.27%	Agree	4	18.18%	Uncertain	1	4.55%	Disagree	0	0%	Strongly Disagree	0	0%	 <p>77.3%</p> <ul style="list-style-type: none"> ● Stron... ● Agree ● Unce...
Choice	Number	Percentage																			
Strongly Agree	17	77.27%																			
Agree	4	18.18%																			
Uncertain	1	4.55%																			
Disagree	0	0%																			
Strongly Disagree	0	0%																			
21	The material was well organized and presented	<table border="1"> <thead> <tr> <th>Choice</th> <th>Number</th> <th>Percentage</th> </tr> </thead> <tbody> <tr> <td>Strongly Agree</td> <td>16</td> <td>72.73%</td> </tr> <tr> <td>Agree</td> <td>5</td> <td>22.73%</td> </tr> <tr> <td>Uncertain</td> <td>1</td> <td>4.55%</td> </tr> <tr> <td>Disagree</td> <td>0</td> <td>0%</td> </tr> <tr> <td>Strongly Disagree</td> <td>0</td> <td>0%</td> </tr> </tbody> </table>	Choice	Number	Percentage	Strongly Agree	16	72.73%	Agree	5	22.73%	Uncertain	1	4.55%	Disagree	0	0%	Strongly Disagree	0	0%	 <p>72.7%</p> <ul style="list-style-type: none"> ● Stron... ● Agree ● Unce...
Choice	Number	Percentage																			
Strongly Agree	16	72.73%																			
Agree	5	22.73%																			
Uncertain	1	4.55%																			
Disagree	0	0%																			
Strongly Disagree	0	0%																			
22	The instructor was responsive to student needs and problems	<table border="1"> <thead> <tr> <th>Choice</th> <th>Number</th> <th>Percentage</th> </tr> </thead> <tbody> <tr> <td>Strongly Agree</td> <td>16</td> <td>72.73%</td> </tr> <tr> <td>Agree</td> <td>5</td> <td>22.73%</td> </tr> <tr> <td>Uncertain</td> <td>1</td> <td>4.55%</td> </tr> <tr> <td>Disagree</td> <td>0</td> <td>0%</td> </tr> <tr> <td>Strongly Disagree</td> <td>0</td> <td>0%</td> </tr> </tbody> </table>	Choice	Number	Percentage	Strongly Agree	16	72.73%	Agree	5	22.73%	Uncertain	1	4.55%	Disagree	0	0%	Strongly Disagree	0	0%	 <p>72.7%</p> <ul style="list-style-type: none"> ● Stron... ● Agree ● Unce...
Choice	Number	Percentage																			
Strongly Agree	16	72.73%																			
Agree	5	22.73%																			
Uncertain	1	4.55%																			
Disagree	0	0%																			
Strongly Disagree	0	0%																			
23	Had the instructor been regular throughout the course	<table border="1"> <thead> <tr> <th>Choice</th> <th>Number</th> <th>Percentage</th> </tr> </thead> <tbody> <tr> <td>Strongly Agree</td> <td>16</td> <td>72.73%</td> </tr> <tr> <td>Agree</td> <td>5</td> <td>22.73%</td> </tr> <tr> <td>Uncertain</td> <td>1</td> <td>4.55%</td> </tr> <tr> <td>Disagree</td> <td>0</td> <td>0%</td> </tr> <tr> <td>Strongly Disagree</td> <td>0</td> <td>0%</td> </tr> </tbody> </table>	Choice	Number	Percentage	Strongly Agree	16	72.73%	Agree	5	22.73%	Uncertain	1	4.55%	Disagree	0	0%	Strongly Disagree	0	0%	 <p>72.7%</p> <ul style="list-style-type: none"> ● Stron... ● Agree ● Unce...
Choice	Number	Percentage																			
Strongly Agree	16	72.73%																			
Agree	5	22.73%																			
Uncertain	1	4.55%																			
Disagree	0	0%																			
Strongly Disagree	0	0%																			
24	The material in the tutorials was useful	<table border="1"> <thead> <tr> <th>Choice</th> <th>Number</th> <th>Percentage</th> </tr> </thead> <tbody> <tr> <td>Strongly Agree</td> <td>15</td> <td>68.18%</td> </tr> <tr> <td>Agree</td> <td>6</td> <td>27.27%</td> </tr> <tr> <td>Uncertain</td> <td>1</td> <td>4.55%</td> </tr> <tr> <td>Disagree</td> <td>0</td> <td>0%</td> </tr> <tr> <td>Strongly Disagree</td> <td>0</td> <td>0%</td> </tr> </tbody> </table>	Choice	Number	Percentage	Strongly Agree	15	68.18%	Agree	6	27.27%	Uncertain	1	4.55%	Disagree	0	0%	Strongly Disagree	0	0%	 <p>68.2%</p> <p>27.3%</p> <ul style="list-style-type: none"> ● Stron... ● Agree ● Unce...
Choice	Number	Percentage																			
Strongly Agree	15	68.18%																			
Agree	6	27.27%																			
Uncertain	1	4.55%																			
Disagree	0	0%																			
Strongly Disagree	0	0%																			

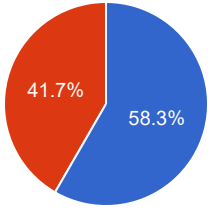
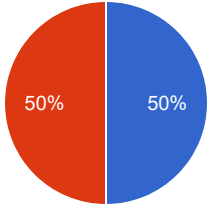
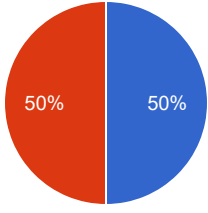
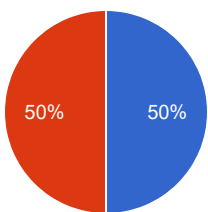
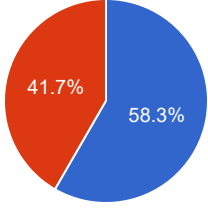
25	I was happy with the amount of work needed for tutorials	<table border="1"> <thead> <tr> <th>Choice</th> <th>Number</th> <th>Percentage</th> </tr> </thead> <tbody> <tr> <td>Strongly Agree</td> <td>15</td> <td>68.18%</td> </tr> <tr> <td>Agree</td> <td>6</td> <td>27.27%</td> </tr> <tr> <td>Uncertain</td> <td>1</td> <td>4.55%</td> </tr> <tr> <td>Disagree</td> <td>0</td> <td>0%</td> </tr> <tr> <td>Strongly Disagree</td> <td>0</td> <td>0%</td> </tr> </tbody> </table>	Choice	Number	Percentage	Strongly Agree	15	68.18%	Agree	6	27.27%	Uncertain	1	4.55%	Disagree	0	0%	Strongly Disagree	0	0%	 <p> ● Stron... ● Agree ● Unce... </p>
Choice	Number	Percentage																			
Strongly Agree	15	68.18%																			
Agree	6	27.27%																			
Uncertain	1	4.55%																			
Disagree	0	0%																			
Strongly Disagree	0	0%																			
26	The tutor dealt effectively with my problems	<table border="1"> <thead> <tr> <th>Choice</th> <th>Number</th> <th>Percentage</th> </tr> </thead> <tbody> <tr> <td>Strongly Agree</td> <td>14</td> <td>63.64%</td> </tr> <tr> <td>Agree</td> <td>7</td> <td>31.82%</td> </tr> <tr> <td>Uncertain</td> <td>1</td> <td>4.55%</td> </tr> <tr> <td>Disagree</td> <td>0</td> <td>0%</td> </tr> <tr> <td>Strongly Disagree</td> <td>0</td> <td>0%</td> </tr> </tbody> </table>	Choice	Number	Percentage	Strongly Agree	14	63.64%	Agree	7	31.82%	Uncertain	1	4.55%	Disagree	0	0%	Strongly Disagree	0	0%	 <p> ● Stron... ● Agree ● Unce... </p>
Choice	Number	Percentage																			
Strongly Agree	14	63.64%																			
Agree	7	31.82%																			
Uncertain	1	4.55%																			
Disagree	0	0%																			
Strongly Disagree	0	0%																			
27	The material in the practicals was useful	<table border="1"> <thead> <tr> <th>Choice</th> <th>Number</th> <th>Percentage</th> </tr> </thead> <tbody> <tr> <td>Strongly Agree</td> <td>15</td> <td>68.18%</td> </tr> <tr> <td>Agree</td> <td>6</td> <td>27.27%</td> </tr> <tr> <td>Uncertain</td> <td>1</td> <td>4.55%</td> </tr> <tr> <td>Disagree</td> <td>0</td> <td>0%</td> </tr> <tr> <td>Strongly Disagree</td> <td>0</td> <td>0%</td> </tr> </tbody> </table>	Choice	Number	Percentage	Strongly Agree	15	68.18%	Agree	6	27.27%	Uncertain	1	4.55%	Disagree	0	0%	Strongly Disagree	0	0%	 <p> ● Stron... ● Agree ● Unce... </p>
Choice	Number	Percentage																			
Strongly Agree	15	68.18%																			
Agree	6	27.27%																			
Uncertain	1	4.55%																			
Disagree	0	0%																			
Strongly Disagree	0	0%																			
28	The demonstrators dealt effectively with my problems	<table border="1"> <thead> <tr> <th>Choice</th> <th>Number</th> <th>Percentage</th> </tr> </thead> <tbody> <tr> <td>Strongly Agree</td> <td>15</td> <td>68.18%</td> </tr> <tr> <td>Agree</td> <td>6</td> <td>27.27%</td> </tr> <tr> <td>Uncertain</td> <td>1</td> <td>4.55%</td> </tr> <tr> <td>Disagree</td> <td>0</td> <td>0%</td> </tr> <tr> <td>Strongly Disagree</td> <td>0</td> <td>0%</td> </tr> </tbody> </table>	Choice	Number	Percentage	Strongly Agree	15	68.18%	Agree	6	27.27%	Uncertain	1	4.55%	Disagree	0	0%	Strongly Disagree	0	0%	 <p> ● Stron... ● Agree ● Unce... </p>
Choice	Number	Percentage																			
Strongly Agree	15	68.18%																			
Agree	6	27.27%																			
Uncertain	1	4.55%																			
Disagree	0	0%																			
Strongly Disagree	0	0%																			

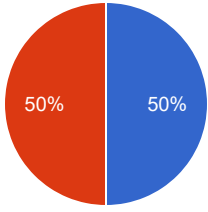
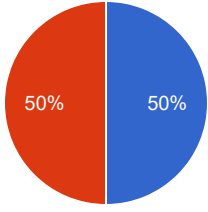
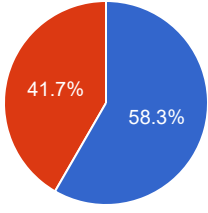
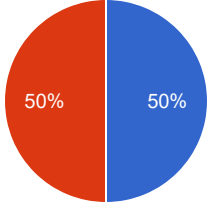
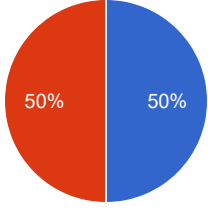
29	The best features of the Course were	<p>Very well ok Good a V good a Good G Sonnet to have good teacher</p> <p>adas asdasd best teachers teachers teachers good</p> <p>k S Yes .</p>
30	The Course could have been improved by	<p>Very informative and improve my self ok Good a V good a Good H Mam providing books asdasdada asdas daads us society soicly good</p> <p>k S Yes .</p>
31	<p>The University does not tolerate discrimination on any irrelevant distinction (e.g. race, age, gender) and is committed to work with diversity in a wholly positive way. Please indicate below anything in relation to this Course which may run counter to this objective</p>	<p>Good ok Good a V good aa Good Agjms Ok good enough</p> <p>asdad asdad</p> <p>ok</p> <p>k S Yes .</p>

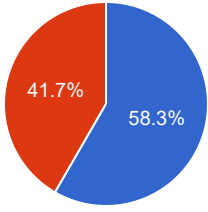
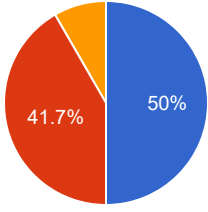
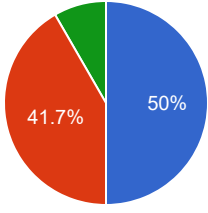
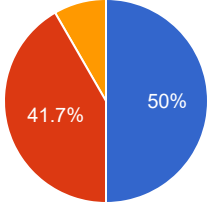
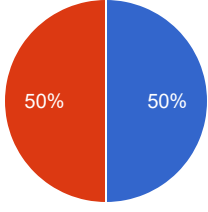
Course Evaluation - Program: 0258

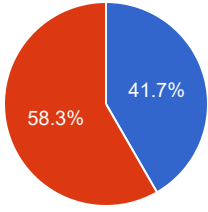
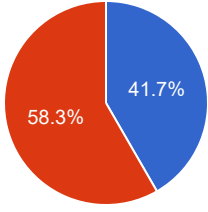
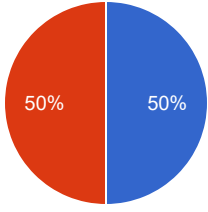
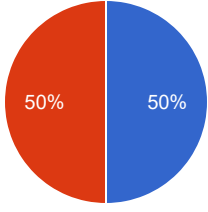
Teacher Name: RAHIL KASHIF		Course ID: ENG-307 Course Title: Literary Criticism		Session: 2017 Fall																			
Shift: Morning -- Section:		Total Strength: 18		Attempted: 12																			
S.No	Question	Opinions			Chart																		
1	The course objectives were clear	<table border="1"> <thead> <tr> <th>Choice</th> <th>Number</th> <th>Percentage</th> </tr> </thead> <tbody> <tr> <td>Strongly Agree</td> <td>8</td> <td>66.67%</td> </tr> <tr> <td>Agree</td> <td>4</td> <td>33.33%</td> </tr> <tr> <td>Uncertain</td> <td>0</td> <td>0%</td> </tr> <tr> <td>Disagree</td> <td>0</td> <td>0%</td> </tr> <tr> <td>Strongly Disagree</td> <td>0</td> <td>0%</td> </tr> </tbody> </table>	Choice	Number	Percentage	Strongly Agree	8	66.67%	Agree	4	33.33%	Uncertain	0	0%	Disagree	0	0%	Strongly Disagree	0	0%	<p>Legend: ● Stron... (blue), ● Agree (red)</p>		
Choice	Number	Percentage																					
Strongly Agree	8	66.67%																					
Agree	4	33.33%																					
Uncertain	0	0%																					
Disagree	0	0%																					
Strongly Disagree	0	0%																					
2	The Course workload was manageable	<table border="1"> <thead> <tr> <th>Choice</th> <th>Number</th> <th>Percentage</th> </tr> </thead> <tbody> <tr> <td>Strongly Agree</td> <td>6</td> <td>50%</td> </tr> <tr> <td>Agree</td> <td>6</td> <td>50%</td> </tr> <tr> <td>Uncertain</td> <td>0</td> <td>0%</td> </tr> <tr> <td>Disagree</td> <td>0</td> <td>0%</td> </tr> <tr> <td>Strongly Disagree</td> <td>0</td> <td>0%</td> </tr> </tbody> </table>	Choice	Number	Percentage	Strongly Agree	6	50%	Agree	6	50%	Uncertain	0	0%	Disagree	0	0%	Strongly Disagree	0	0%	<p>Legend: ● Stron... (blue), ● Agree (red)</p>		
Choice	Number	Percentage																					
Strongly Agree	6	50%																					
Agree	6	50%																					
Uncertain	0	0%																					
Disagree	0	0%																					
Strongly Disagree	0	0%																					
3	The Course was well organized (e.g. timely access to materials, notification of changes, etc.)	<table border="1"> <thead> <tr> <th>Choice</th> <th>Number</th> <th>Percentage</th> </tr> </thead> <tbody> <tr> <td>Strongly Agree</td> <td>6</td> <td>50%</td> </tr> <tr> <td>Agree</td> <td>6</td> <td>50%</td> </tr> <tr> <td>Uncertain</td> <td>0</td> <td>0%</td> </tr> <tr> <td>Disagree</td> <td>0</td> <td>0%</td> </tr> <tr> <td>Strongly Disagree</td> <td>0</td> <td>0%</td> </tr> </tbody> </table>	Choice	Number	Percentage	Strongly Agree	6	50%	Agree	6	50%	Uncertain	0	0%	Disagree	0	0%	Strongly Disagree	0	0%	<p>Legend: ● Stron... (blue), ● Agree (red)</p>		
Choice	Number	Percentage																					
Strongly Agree	6	50%																					
Agree	6	50%																					
Uncertain	0	0%																					
Disagree	0	0%																					
Strongly Disagree	0	0%																					
4	I participated actively in the Course	<table border="1"> <thead> <tr> <th>Choice</th> <th>Number</th> <th>Percentage</th> </tr> </thead> <tbody> <tr> <td>Strongly Agree</td> <td>7</td> <td>58.33%</td> </tr> <tr> <td>Agree</td> <td>5</td> <td>41.67%</td> </tr> <tr> <td>Uncertain</td> <td>0</td> <td>0%</td> </tr> <tr> <td>Disagree</td> <td>0</td> <td>0%</td> </tr> <tr> <td>Strongly Disagree</td> <td>0</td> <td>0%</td> </tr> </tbody> </table>	Choice	Number	Percentage	Strongly Agree	7	58.33%	Agree	5	41.67%	Uncertain	0	0%	Disagree	0	0%	Strongly Disagree	0	0%	<p>Legend: ● Stron... (blue), ● Agree (red)</p>		
Choice	Number	Percentage																					
Strongly Agree	7	58.33%																					
Agree	5	41.67%																					
Uncertain	0	0%																					
Disagree	0	0%																					
Strongly Disagree	0	0%																					

5	I think I have made progress in this Course	<table border="1"> <thead> <tr> <th>Choice</th> <th>Number</th> <th>Percentage</th> </tr> </thead> <tbody> <tr> <td>Strongly Agree</td> <td>6</td> <td>50%</td> </tr> <tr> <td>Agree</td> <td>6</td> <td>50%</td> </tr> <tr> <td>Uncertain</td> <td>0</td> <td>0%</td> </tr> <tr> <td>Disagree</td> <td>0</td> <td>0%</td> </tr> <tr> <td>Strongly Disagree</td> <td>0</td> <td>0%</td> </tr> </tbody> </table>	Choice	Number	Percentage	Strongly Agree	6	50%	Agree	6	50%	Uncertain	0	0%	Disagree	0	0%	Strongly Disagree	0	0%	 <p> ● Stron... ● Agree </p>
Choice	Number	Percentage																			
Strongly Agree	6	50%																			
Agree	6	50%																			
Uncertain	0	0%																			
Disagree	0	0%																			
Strongly Disagree	0	0%																			
6	I think the Course was well structured to achieve the learning outcomes (there was a good balance of lectures, tutorials, practical etc.)	<table border="1"> <thead> <tr> <th>Choice</th> <th>Number</th> <th>Percentage</th> </tr> </thead> <tbody> <tr> <td>Strongly Agree</td> <td>7</td> <td>58.33%</td> </tr> <tr> <td>Agree</td> <td>5</td> <td>41.67%</td> </tr> <tr> <td>Uncertain</td> <td>0</td> <td>0%</td> </tr> <tr> <td>Disagree</td> <td>0</td> <td>0%</td> </tr> <tr> <td>Strongly Disagree</td> <td>0</td> <td>0%</td> </tr> </tbody> </table>	Choice	Number	Percentage	Strongly Agree	7	58.33%	Agree	5	41.67%	Uncertain	0	0%	Disagree	0	0%	Strongly Disagree	0	0%	 <p> ● Stron... ● Agree </p>
Choice	Number	Percentage																			
Strongly Agree	7	58.33%																			
Agree	5	41.67%																			
Uncertain	0	0%																			
Disagree	0	0%																			
Strongly Disagree	0	0%																			
7	The learning and teaching methods encouraged participation	<table border="1"> <thead> <tr> <th>Choice</th> <th>Number</th> <th>Percentage</th> </tr> </thead> <tbody> <tr> <td>Strongly Agree</td> <td>6</td> <td>50%</td> </tr> <tr> <td>Agree</td> <td>6</td> <td>50%</td> </tr> <tr> <td>Uncertain</td> <td>0</td> <td>0%</td> </tr> <tr> <td>Disagree</td> <td>0</td> <td>0%</td> </tr> <tr> <td>Strongly Disagree</td> <td>0</td> <td>0%</td> </tr> </tbody> </table>	Choice	Number	Percentage	Strongly Agree	6	50%	Agree	6	50%	Uncertain	0	0%	Disagree	0	0%	Strongly Disagree	0	0%	 <p> ● Stron... ● Agree </p>
Choice	Number	Percentage																			
Strongly Agree	6	50%																			
Agree	6	50%																			
Uncertain	0	0%																			
Disagree	0	0%																			
Strongly Disagree	0	0%																			
8	The overall environment in the class was conducive to learning	<table border="1"> <thead> <tr> <th>Choice</th> <th>Number</th> <th>Percentage</th> </tr> </thead> <tbody> <tr> <td>Strongly Agree</td> <td>7</td> <td>58.33%</td> </tr> <tr> <td>Agree</td> <td>5</td> <td>41.67%</td> </tr> <tr> <td>Uncertain</td> <td>0</td> <td>0%</td> </tr> <tr> <td>Disagree</td> <td>0</td> <td>0%</td> </tr> <tr> <td>Strongly Disagree</td> <td>0</td> <td>0%</td> </tr> </tbody> </table>	Choice	Number	Percentage	Strongly Agree	7	58.33%	Agree	5	41.67%	Uncertain	0	0%	Disagree	0	0%	Strongly Disagree	0	0%	 <p> ● Stron... ● Agree </p>
Choice	Number	Percentage																			
Strongly Agree	7	58.33%																			
Agree	5	41.67%																			
Uncertain	0	0%																			
Disagree	0	0%																			
Strongly Disagree	0	0%																			
9	Classrooms were satisfactory	<table border="1"> <thead> <tr> <th>Choice</th> <th>Number</th> <th>Percentage</th> </tr> </thead> <tbody> <tr> <td>Strongly Agree</td> <td>6</td> <td>50%</td> </tr> <tr> <td>Agree</td> <td>5</td> <td>41.67%</td> </tr> <tr> <td>Uncertain</td> <td>1</td> <td>8.33%</td> </tr> <tr> <td>Disagree</td> <td>0</td> <td>0%</td> </tr> <tr> <td>Strongly Disagree</td> <td>0</td> <td>0%</td> </tr> </tbody> </table>	Choice	Number	Percentage	Strongly Agree	6	50%	Agree	5	41.67%	Uncertain	1	8.33%	Disagree	0	0%	Strongly Disagree	0	0%	 <p> ● Stron... ● Agree ● Unce... </p>
Choice	Number	Percentage																			
Strongly Agree	6	50%																			
Agree	5	41.67%																			
Uncertain	1	8.33%																			
Disagree	0	0%																			
Strongly Disagree	0	0%																			

10	Learning materials (Lesson Plans, Course Notes etc.) were relevant and useful	<table border="1"> <thead> <tr> <th>Choice</th> <th>Number</th> <th>Percentage</th> </tr> </thead> <tbody> <tr> <td>Strongly Agree</td> <td>7</td> <td>58.33%</td> </tr> <tr> <td>Agree</td> <td>5</td> <td>41.67%</td> </tr> <tr> <td>Uncertain</td> <td>0</td> <td>0%</td> </tr> <tr> <td>Disagree</td> <td>0</td> <td>0%</td> </tr> <tr> <td>Strongly Disagree</td> <td>0</td> <td>0%</td> </tr> </tbody> </table>	Choice	Number	Percentage	Strongly Agree	7	58.33%	Agree	5	41.67%	Uncertain	0	0%	Disagree	0	0%	Strongly Disagree	0	0%	 <p>● Stron... ● Agree</p>
Choice	Number	Percentage																			
Strongly Agree	7	58.33%																			
Agree	5	41.67%																			
Uncertain	0	0%																			
Disagree	0	0%																			
Strongly Disagree	0	0%																			
11	Recommended reading Books etc. were relevant and appropriate	<table border="1"> <thead> <tr> <th>Choice</th> <th>Number</th> <th>Percentage</th> </tr> </thead> <tbody> <tr> <td>Strongly Agree</td> <td>6</td> <td>50%</td> </tr> <tr> <td>Agree</td> <td>6</td> <td>50%</td> </tr> <tr> <td>Uncertain</td> <td>0</td> <td>0%</td> </tr> <tr> <td>Disagree</td> <td>0</td> <td>0%</td> </tr> <tr> <td>Strongly Disagree</td> <td>0</td> <td>0%</td> </tr> </tbody> </table>	Choice	Number	Percentage	Strongly Agree	6	50%	Agree	6	50%	Uncertain	0	0%	Disagree	0	0%	Strongly Disagree	0	0%	 <p>● Stron... ● Agree</p>
Choice	Number	Percentage																			
Strongly Agree	6	50%																			
Agree	6	50%																			
Uncertain	0	0%																			
Disagree	0	0%																			
Strongly Disagree	0	0%																			
12	The provision of learning resources in the library was adequate and appropriate	<table border="1"> <thead> <tr> <th>Choice</th> <th>Number</th> <th>Percentage</th> </tr> </thead> <tbody> <tr> <td>Strongly Agree</td> <td>6</td> <td>50%</td> </tr> <tr> <td>Agree</td> <td>6</td> <td>50%</td> </tr> <tr> <td>Uncertain</td> <td>0</td> <td>0%</td> </tr> <tr> <td>Disagree</td> <td>0</td> <td>0%</td> </tr> <tr> <td>Strongly Disagree</td> <td>0</td> <td>0%</td> </tr> </tbody> </table>	Choice	Number	Percentage	Strongly Agree	6	50%	Agree	6	50%	Uncertain	0	0%	Disagree	0	0%	Strongly Disagree	0	0%	 <p>● Stron... ● Agree</p>
Choice	Number	Percentage																			
Strongly Agree	6	50%																			
Agree	6	50%																			
Uncertain	0	0%																			
Disagree	0	0%																			
Strongly Disagree	0	0%																			
13	The provision of learning resources on the Web was adequate and appropriate (if relevant)	<table border="1"> <thead> <tr> <th>Choice</th> <th>Number</th> <th>Percentage</th> </tr> </thead> <tbody> <tr> <td>Strongly Agree</td> <td>6</td> <td>50%</td> </tr> <tr> <td>Agree</td> <td>6</td> <td>50%</td> </tr> <tr> <td>Uncertain</td> <td>0</td> <td>0%</td> </tr> <tr> <td>Disagree</td> <td>0</td> <td>0%</td> </tr> <tr> <td>Strongly Disagree</td> <td>0</td> <td>0%</td> </tr> </tbody> </table>	Choice	Number	Percentage	Strongly Agree	6	50%	Agree	6	50%	Uncertain	0	0%	Disagree	0	0%	Strongly Disagree	0	0%	 <p>● Stron... ● Agree</p>
Choice	Number	Percentage																			
Strongly Agree	6	50%																			
Agree	6	50%																			
Uncertain	0	0%																			
Disagree	0	0%																			
Strongly Disagree	0	0%																			
14	The Course stimulated my interest and thought on the subject area	<table border="1"> <thead> <tr> <th>Choice</th> <th>Number</th> <th>Percentage</th> </tr> </thead> <tbody> <tr> <td>Strongly Agree</td> <td>7</td> <td>58.33%</td> </tr> <tr> <td>Agree</td> <td>5</td> <td>41.67%</td> </tr> <tr> <td>Uncertain</td> <td>0</td> <td>0%</td> </tr> <tr> <td>Disagree</td> <td>0</td> <td>0%</td> </tr> <tr> <td>Strongly Disagree</td> <td>0</td> <td>0%</td> </tr> </tbody> </table>	Choice	Number	Percentage	Strongly Agree	7	58.33%	Agree	5	41.67%	Uncertain	0	0%	Disagree	0	0%	Strongly Disagree	0	0%	 <p>● Stron... ● Agree</p>
Choice	Number	Percentage																			
Strongly Agree	7	58.33%																			
Agree	5	41.67%																			
Uncertain	0	0%																			
Disagree	0	0%																			
Strongly Disagree	0	0%																			

15	The pace of the Course was appropriate	<table border="1"> <thead> <tr> <th>Choice</th> <th>Number</th> <th>Percentage</th> </tr> </thead> <tbody> <tr> <td>Strongly Agree</td> <td>6</td> <td>50%</td> </tr> <tr> <td>Agree</td> <td>6</td> <td>50%</td> </tr> <tr> <td>Uncertain</td> <td>0</td> <td>0%</td> </tr> <tr> <td>Disagree</td> <td>0</td> <td>0%</td> </tr> <tr> <td>Strongly Disagree</td> <td>0</td> <td>0%</td> </tr> </tbody> </table>	Choice	Number	Percentage	Strongly Agree	6	50%	Agree	6	50%	Uncertain	0	0%	Disagree	0	0%	Strongly Disagree	0	0%	 <p>● Stron... ● Agree</p>
Choice	Number	Percentage																			
Strongly Agree	6	50%																			
Agree	6	50%																			
Uncertain	0	0%																			
Disagree	0	0%																			
Strongly Disagree	0	0%																			
16	Ideas and concepts were presented clearly	<table border="1"> <thead> <tr> <th>Choice</th> <th>Number</th> <th>Percentage</th> </tr> </thead> <tbody> <tr> <td>Strongly Agree</td> <td>6</td> <td>50%</td> </tr> <tr> <td>Agree</td> <td>6</td> <td>50%</td> </tr> <tr> <td>Uncertain</td> <td>0</td> <td>0%</td> </tr> <tr> <td>Disagree</td> <td>0</td> <td>0%</td> </tr> <tr> <td>Strongly Disagree</td> <td>0</td> <td>0%</td> </tr> </tbody> </table>	Choice	Number	Percentage	Strongly Agree	6	50%	Agree	6	50%	Uncertain	0	0%	Disagree	0	0%	Strongly Disagree	0	0%	 <p>● Stron... ● Agree</p>
Choice	Number	Percentage																			
Strongly Agree	6	50%																			
Agree	6	50%																			
Uncertain	0	0%																			
Disagree	0	0%																			
Strongly Disagree	0	0%																			
17	The method of assessment were reasonable	<table border="1"> <thead> <tr> <th>Choice</th> <th>Number</th> <th>Percentage</th> </tr> </thead> <tbody> <tr> <td>Strongly Agree</td> <td>7</td> <td>58.33%</td> </tr> <tr> <td>Agree</td> <td>5</td> <td>41.67%</td> </tr> <tr> <td>Uncertain</td> <td>0</td> <td>0%</td> </tr> <tr> <td>Disagree</td> <td>0</td> <td>0%</td> </tr> <tr> <td>Strongly Disagree</td> <td>0</td> <td>0%</td> </tr> </tbody> </table>	Choice	Number	Percentage	Strongly Agree	7	58.33%	Agree	5	41.67%	Uncertain	0	0%	Disagree	0	0%	Strongly Disagree	0	0%	 <p>● Stron... ● Agree</p>
Choice	Number	Percentage																			
Strongly Agree	7	58.33%																			
Agree	5	41.67%																			
Uncertain	0	0%																			
Disagree	0	0%																			
Strongly Disagree	0	0%																			
18	Feedback on assessment was timely	<table border="1"> <thead> <tr> <th>Choice</th> <th>Number</th> <th>Percentage</th> </tr> </thead> <tbody> <tr> <td>Strongly Agree</td> <td>6</td> <td>50%</td> </tr> <tr> <td>Agree</td> <td>6</td> <td>50%</td> </tr> <tr> <td>Uncertain</td> <td>0</td> <td>0%</td> </tr> <tr> <td>Disagree</td> <td>0</td> <td>0%</td> </tr> <tr> <td>Strongly Disagree</td> <td>0</td> <td>0%</td> </tr> </tbody> </table>	Choice	Number	Percentage	Strongly Agree	6	50%	Agree	6	50%	Uncertain	0	0%	Disagree	0	0%	Strongly Disagree	0	0%	 <p>● Stron... ● Agree</p>
Choice	Number	Percentage																			
Strongly Agree	6	50%																			
Agree	6	50%																			
Uncertain	0	0%																			
Disagree	0	0%																			
Strongly Disagree	0	0%																			
19	Feedback on assessment was helpful	<table border="1"> <thead> <tr> <th>Choice</th> <th>Number</th> <th>Percentage</th> </tr> </thead> <tbody> <tr> <td>Strongly Agree</td> <td>6</td> <td>50%</td> </tr> <tr> <td>Agree</td> <td>6</td> <td>50%</td> </tr> <tr> <td>Uncertain</td> <td>0</td> <td>0%</td> </tr> <tr> <td>Disagree</td> <td>0</td> <td>0%</td> </tr> <tr> <td>Strongly Disagree</td> <td>0</td> <td>0%</td> </tr> </tbody> </table>	Choice	Number	Percentage	Strongly Agree	6	50%	Agree	6	50%	Uncertain	0	0%	Disagree	0	0%	Strongly Disagree	0	0%	 <p>● Stron... ● Agree</p>
Choice	Number	Percentage																			
Strongly Agree	6	50%																			
Agree	6	50%																			
Uncertain	0	0%																			
Disagree	0	0%																			
Strongly Disagree	0	0%																			

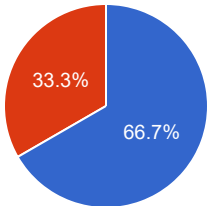
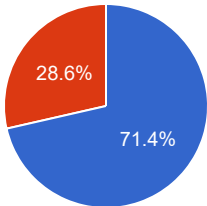
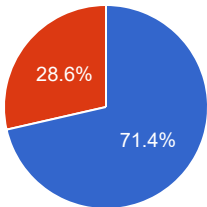
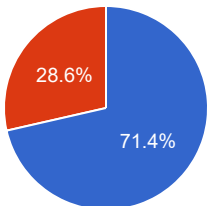
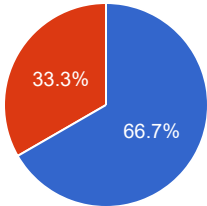
20	I understood the lectures	<table border="1"> <thead> <tr> <th>Choice</th> <th>Number</th> <th>Percentage</th> </tr> </thead> <tbody> <tr> <td>Strongly Agree</td> <td>7</td> <td>58.33%</td> </tr> <tr> <td>Agree</td> <td>5</td> <td>41.67%</td> </tr> <tr> <td>Uncertain</td> <td>0</td> <td>0%</td> </tr> <tr> <td>Disagree</td> <td>0</td> <td>0%</td> </tr> <tr> <td>Strongly Disagree</td> <td>0</td> <td>0%</td> </tr> </tbody> </table>	Choice	Number	Percentage	Strongly Agree	7	58.33%	Agree	5	41.67%	Uncertain	0	0%	Disagree	0	0%	Strongly Disagree	0	0%	 <p> ● Stron... ● Agree </p>
Choice	Number	Percentage																			
Strongly Agree	7	58.33%																			
Agree	5	41.67%																			
Uncertain	0	0%																			
Disagree	0	0%																			
Strongly Disagree	0	0%																			
21	The material was well organized and presented	<table border="1"> <thead> <tr> <th>Choice</th> <th>Number</th> <th>Percentage</th> </tr> </thead> <tbody> <tr> <td>Strongly Agree</td> <td>6</td> <td>50%</td> </tr> <tr> <td>Agree</td> <td>5</td> <td>41.67%</td> </tr> <tr> <td>Uncertain</td> <td>1</td> <td>8.33%</td> </tr> <tr> <td>Disagree</td> <td>0</td> <td>0%</td> </tr> <tr> <td>Strongly Disagree</td> <td>0</td> <td>0%</td> </tr> </tbody> </table>	Choice	Number	Percentage	Strongly Agree	6	50%	Agree	5	41.67%	Uncertain	1	8.33%	Disagree	0	0%	Strongly Disagree	0	0%	 <p> ● Stron... ● Agree ● Unce... </p>
Choice	Number	Percentage																			
Strongly Agree	6	50%																			
Agree	5	41.67%																			
Uncertain	1	8.33%																			
Disagree	0	0%																			
Strongly Disagree	0	0%																			
22	The instructor was responsive to student needs and problems	<table border="1"> <thead> <tr> <th>Choice</th> <th>Number</th> <th>Percentage</th> </tr> </thead> <tbody> <tr> <td>Strongly Agree</td> <td>6</td> <td>50%</td> </tr> <tr> <td>Agree</td> <td>5</td> <td>41.67%</td> </tr> <tr> <td>Uncertain</td> <td>0</td> <td>0%</td> </tr> <tr> <td>Disagree</td> <td>1</td> <td>8.33%</td> </tr> <tr> <td>Strongly Disagree</td> <td>0</td> <td>0%</td> </tr> </tbody> </table>	Choice	Number	Percentage	Strongly Agree	6	50%	Agree	5	41.67%	Uncertain	0	0%	Disagree	1	8.33%	Strongly Disagree	0	0%	 <p> ● Stron... ● Agree ● Disa... </p>
Choice	Number	Percentage																			
Strongly Agree	6	50%																			
Agree	5	41.67%																			
Uncertain	0	0%																			
Disagree	1	8.33%																			
Strongly Disagree	0	0%																			
23	Had the instructor been regular throughout the course	<table border="1"> <thead> <tr> <th>Choice</th> <th>Number</th> <th>Percentage</th> </tr> </thead> <tbody> <tr> <td>Strongly Agree</td> <td>6</td> <td>50%</td> </tr> <tr> <td>Agree</td> <td>5</td> <td>41.67%</td> </tr> <tr> <td>Uncertain</td> <td>1</td> <td>8.33%</td> </tr> <tr> <td>Disagree</td> <td>0</td> <td>0%</td> </tr> <tr> <td>Strongly Disagree</td> <td>0</td> <td>0%</td> </tr> </tbody> </table>	Choice	Number	Percentage	Strongly Agree	6	50%	Agree	5	41.67%	Uncertain	1	8.33%	Disagree	0	0%	Strongly Disagree	0	0%	 <p> ● Stron... ● Agree ● Unce... </p>
Choice	Number	Percentage																			
Strongly Agree	6	50%																			
Agree	5	41.67%																			
Uncertain	1	8.33%																			
Disagree	0	0%																			
Strongly Disagree	0	0%																			
24	The material in the tutorials was useful	<table border="1"> <thead> <tr> <th>Choice</th> <th>Number</th> <th>Percentage</th> </tr> </thead> <tbody> <tr> <td>Strongly Agree</td> <td>6</td> <td>50%</td> </tr> <tr> <td>Agree</td> <td>6</td> <td>50%</td> </tr> <tr> <td>Uncertain</td> <td>0</td> <td>0%</td> </tr> <tr> <td>Disagree</td> <td>0</td> <td>0%</td> </tr> <tr> <td>Strongly Disagree</td> <td>0</td> <td>0%</td> </tr> </tbody> </table>	Choice	Number	Percentage	Strongly Agree	6	50%	Agree	6	50%	Uncertain	0	0%	Disagree	0	0%	Strongly Disagree	0	0%	 <p> ● Stron... ● Agree </p>
Choice	Number	Percentage																			
Strongly Agree	6	50%																			
Agree	6	50%																			
Uncertain	0	0%																			
Disagree	0	0%																			
Strongly Disagree	0	0%																			

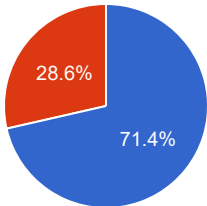
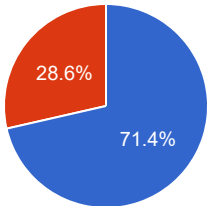
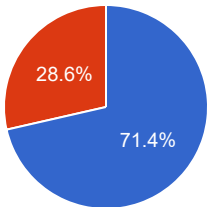
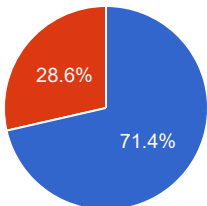
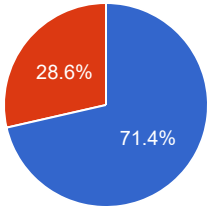
25	I was happy with the amount of work needed for tutorials	<table border="1"> <thead> <tr> <th>Choice</th> <th>Number</th> <th>Percentage</th> </tr> </thead> <tbody> <tr> <td>Strongly Agree</td> <td>5</td> <td>41.67%</td> </tr> <tr> <td>Agree</td> <td>7</td> <td>58.33%</td> </tr> <tr> <td>Uncertain</td> <td>0</td> <td>0%</td> </tr> <tr> <td>Disagree</td> <td>0</td> <td>0%</td> </tr> <tr> <td>Strongly Disagree</td> <td>0</td> <td>0%</td> </tr> </tbody> </table>	Choice	Number	Percentage	Strongly Agree	5	41.67%	Agree	7	58.33%	Uncertain	0	0%	Disagree	0	0%	Strongly Disagree	0	0%	 <p>● Stron... ● Agree</p>
Choice	Number	Percentage																			
Strongly Agree	5	41.67%																			
Agree	7	58.33%																			
Uncertain	0	0%																			
Disagree	0	0%																			
Strongly Disagree	0	0%																			
26	The tutor dealt effectively with my problems	<table border="1"> <thead> <tr> <th>Choice</th> <th>Number</th> <th>Percentage</th> </tr> </thead> <tbody> <tr> <td>Strongly Agree</td> <td>5</td> <td>41.67%</td> </tr> <tr> <td>Agree</td> <td>7</td> <td>58.33%</td> </tr> <tr> <td>Uncertain</td> <td>0</td> <td>0%</td> </tr> <tr> <td>Disagree</td> <td>0</td> <td>0%</td> </tr> <tr> <td>Strongly Disagree</td> <td>0</td> <td>0%</td> </tr> </tbody> </table>	Choice	Number	Percentage	Strongly Agree	5	41.67%	Agree	7	58.33%	Uncertain	0	0%	Disagree	0	0%	Strongly Disagree	0	0%	 <p>● Stron... ● Agree</p>
Choice	Number	Percentage																			
Strongly Agree	5	41.67%																			
Agree	7	58.33%																			
Uncertain	0	0%																			
Disagree	0	0%																			
Strongly Disagree	0	0%																			
27	The material in the practicals was useful	<table border="1"> <thead> <tr> <th>Choice</th> <th>Number</th> <th>Percentage</th> </tr> </thead> <tbody> <tr> <td>Strongly Agree</td> <td>6</td> <td>50%</td> </tr> <tr> <td>Agree</td> <td>6</td> <td>50%</td> </tr> <tr> <td>Uncertain</td> <td>0</td> <td>0%</td> </tr> <tr> <td>Disagree</td> <td>0</td> <td>0%</td> </tr> <tr> <td>Strongly Disagree</td> <td>0</td> <td>0%</td> </tr> </tbody> </table>	Choice	Number	Percentage	Strongly Agree	6	50%	Agree	6	50%	Uncertain	0	0%	Disagree	0	0%	Strongly Disagree	0	0%	 <p>● Stron... ● Agree</p>
Choice	Number	Percentage																			
Strongly Agree	6	50%																			
Agree	6	50%																			
Uncertain	0	0%																			
Disagree	0	0%																			
Strongly Disagree	0	0%																			
28	The demonstrators dealt effectively with my problems	<table border="1"> <thead> <tr> <th>Choice</th> <th>Number</th> <th>Percentage</th> </tr> </thead> <tbody> <tr> <td>Strongly Agree</td> <td>6</td> <td>50%</td> </tr> <tr> <td>Agree</td> <td>6</td> <td>50%</td> </tr> <tr> <td>Uncertain</td> <td>0</td> <td>0%</td> </tr> <tr> <td>Disagree</td> <td>0</td> <td>0%</td> </tr> <tr> <td>Strongly Disagree</td> <td>0</td> <td>0%</td> </tr> </tbody> </table>	Choice	Number	Percentage	Strongly Agree	6	50%	Agree	6	50%	Uncertain	0	0%	Disagree	0	0%	Strongly Disagree	0	0%	 <p>● Stron... ● Agree</p>
Choice	Number	Percentage																			
Strongly Agree	6	50%																			
Agree	6	50%																			
Uncertain	0	0%																			
Disagree	0	0%																			
Strongly Disagree	0	0%																			
29	The best features of the Course were	<p>Critic Good criticism of different writers on other writers outstanding clear good Good good All no It helped in understanding the field of literary criticism. Almost all</p>																			

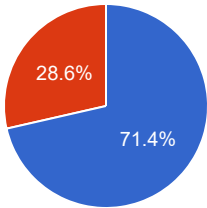
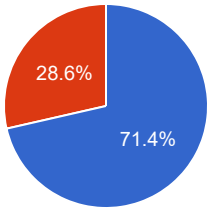
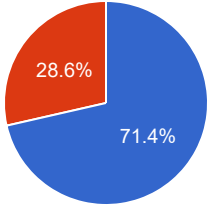
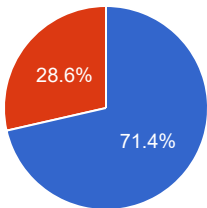
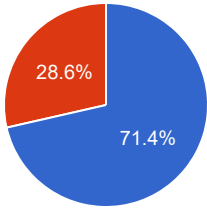
30	The Course could have been improved by	Yes Good New knowledge one and only Sir Raheel clear good Good good None ni It was well structured. None
31	The University does not tolerate discrimination on any irrelevant distinction (e.g. race, age, gender) and is committed to work with diversity in a wholly positive way. Please indicate below anything in relation to this Course which may run counter to this objective	Good Good best uni ever clear good Good good no The teacher provided equal oppotunities to all the students. None

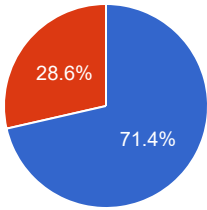
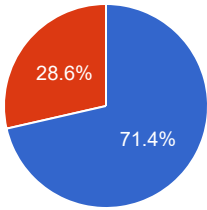
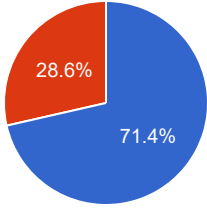
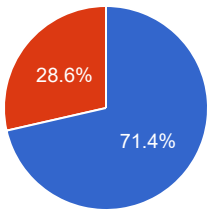
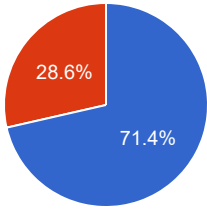
Course Evaluation - Program: 0258

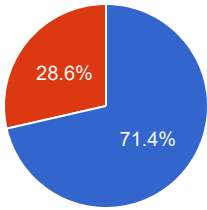
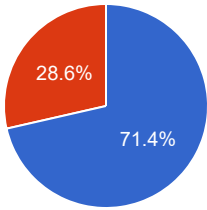
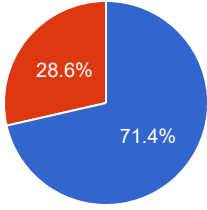
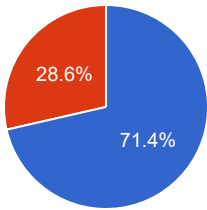
Teacher Name: ZUNNOORAIN KHAN		Course ID: MGT-104 Course Title: Entrepreneurship - I		Session: 2017 Fall																			
Shift: Morning -- Section: B		Total Strength: 42		Attempted: 21																			
S.No	Question	Opinions			Chart																		
1	The course objectives were clear	<table border="1"> <thead> <tr> <th>Choice</th> <th>Number</th> <th>Percentage</th> </tr> </thead> <tbody> <tr> <td>Strongly Agree</td> <td>16</td> <td>76.19%</td> </tr> <tr> <td>Agree</td> <td>5</td> <td>23.81%</td> </tr> <tr> <td>Uncertain</td> <td>0</td> <td>0%</td> </tr> <tr> <td>Disagree</td> <td>0</td> <td>0%</td> </tr> <tr> <td>Strongly Disagree</td> <td>0</td> <td>0%</td> </tr> </tbody> </table>	Choice	Number	Percentage	Strongly Agree	16	76.19%	Agree	5	23.81%	Uncertain	0	0%	Disagree	0	0%	Strongly Disagree	0	0%	<p>A pie chart with two segments: a large blue segment representing 'Strongly Agree' at 76.2% and a smaller red segment representing 'Agree' at 23.8%. A legend to the right shows a blue circle for 'Stron...' and a red circle for 'Agree'.</p>		
Choice	Number	Percentage																					
Strongly Agree	16	76.19%																					
Agree	5	23.81%																					
Uncertain	0	0%																					
Disagree	0	0%																					
Strongly Disagree	0	0%																					
2	The Course workload was manageable	<table border="1"> <thead> <tr> <th>Choice</th> <th>Number</th> <th>Percentage</th> </tr> </thead> <tbody> <tr> <td>Strongly Agree</td> <td>14</td> <td>66.67%</td> </tr> <tr> <td>Agree</td> <td>7</td> <td>33.33%</td> </tr> <tr> <td>Uncertain</td> <td>0</td> <td>0%</td> </tr> <tr> <td>Disagree</td> <td>0</td> <td>0%</td> </tr> <tr> <td>Strongly Disagree</td> <td>0</td> <td>0%</td> </tr> </tbody> </table>	Choice	Number	Percentage	Strongly Agree	14	66.67%	Agree	7	33.33%	Uncertain	0	0%	Disagree	0	0%	Strongly Disagree	0	0%	<p>A pie chart with two segments: a large blue segment representing 'Strongly Agree' at 66.7% and a smaller red segment representing 'Agree' at 33.3%. A legend to the right shows a blue circle for 'Stron...' and a red circle for 'Agree'.</p>		
Choice	Number	Percentage																					
Strongly Agree	14	66.67%																					
Agree	7	33.33%																					
Uncertain	0	0%																					
Disagree	0	0%																					
Strongly Disagree	0	0%																					
3	The Course was well organized (e.g. timely access to materials, notification of changes, etc.)	<table border="1"> <thead> <tr> <th>Choice</th> <th>Number</th> <th>Percentage</th> </tr> </thead> <tbody> <tr> <td>Strongly Agree</td> <td>14</td> <td>66.67%</td> </tr> <tr> <td>Agree</td> <td>7</td> <td>33.33%</td> </tr> <tr> <td>Uncertain</td> <td>0</td> <td>0%</td> </tr> <tr> <td>Disagree</td> <td>0</td> <td>0%</td> </tr> <tr> <td>Strongly Disagree</td> <td>0</td> <td>0%</td> </tr> </tbody> </table>	Choice	Number	Percentage	Strongly Agree	14	66.67%	Agree	7	33.33%	Uncertain	0	0%	Disagree	0	0%	Strongly Disagree	0	0%	<p>A pie chart with two segments: a large blue segment representing 'Strongly Agree' at 66.7% and a smaller red segment representing 'Agree' at 33.3%. A legend to the right shows a blue circle for 'Stron...' and a red circle for 'Agree'.</p>		
Choice	Number	Percentage																					
Strongly Agree	14	66.67%																					
Agree	7	33.33%																					
Uncertain	0	0%																					
Disagree	0	0%																					
Strongly Disagree	0	0%																					
4	I participated actively in the Course	<table border="1"> <thead> <tr> <th>Choice</th> <th>Number</th> <th>Percentage</th> </tr> </thead> <tbody> <tr> <td>Strongly Agree</td> <td>15</td> <td>71.43%</td> </tr> <tr> <td>Agree</td> <td>6</td> <td>28.57%</td> </tr> <tr> <td>Uncertain</td> <td>0</td> <td>0%</td> </tr> <tr> <td>Disagree</td> <td>0</td> <td>0%</td> </tr> <tr> <td>Strongly Disagree</td> <td>0</td> <td>0%</td> </tr> </tbody> </table>	Choice	Number	Percentage	Strongly Agree	15	71.43%	Agree	6	28.57%	Uncertain	0	0%	Disagree	0	0%	Strongly Disagree	0	0%	<p>A pie chart with two segments: a large blue segment representing 'Strongly Agree' at 71.4% and a smaller red segment representing 'Agree' at 28.6%. A legend to the right shows a blue circle for 'Stron...' and a red circle for 'Agree'.</p>		
Choice	Number	Percentage																					
Strongly Agree	15	71.43%																					
Agree	6	28.57%																					
Uncertain	0	0%																					
Disagree	0	0%																					
Strongly Disagree	0	0%																					

5	I think I have made progress in this Course	<table border="1"> <thead> <tr> <th>Choice</th> <th>Number</th> <th>Percentage</th> </tr> </thead> <tbody> <tr> <td>Strongly Agree</td> <td>14</td> <td>66.67%</td> </tr> <tr> <td>Agree</td> <td>7</td> <td>33.33%</td> </tr> <tr> <td>Uncertain</td> <td>0</td> <td>0%</td> </tr> <tr> <td>Disagree</td> <td>0</td> <td>0%</td> </tr> <tr> <td>Strongly Disagree</td> <td>0</td> <td>0%</td> </tr> </tbody> </table>	Choice	Number	Percentage	Strongly Agree	14	66.67%	Agree	7	33.33%	Uncertain	0	0%	Disagree	0	0%	Strongly Disagree	0	0%	 <p>● Stron... ● Agree</p>
Choice	Number	Percentage																			
Strongly Agree	14	66.67%																			
Agree	7	33.33%																			
Uncertain	0	0%																			
Disagree	0	0%																			
Strongly Disagree	0	0%																			
6	I think the Course was well structured to achieve the learning outcomes (there was a good balance of lectures, tutorials, practical etc.)	<table border="1"> <thead> <tr> <th>Choice</th> <th>Number</th> <th>Percentage</th> </tr> </thead> <tbody> <tr> <td>Strongly Agree</td> <td>15</td> <td>71.43%</td> </tr> <tr> <td>Agree</td> <td>6</td> <td>28.57%</td> </tr> <tr> <td>Uncertain</td> <td>0</td> <td>0%</td> </tr> <tr> <td>Disagree</td> <td>0</td> <td>0%</td> </tr> <tr> <td>Strongly Disagree</td> <td>0</td> <td>0%</td> </tr> </tbody> </table>	Choice	Number	Percentage	Strongly Agree	15	71.43%	Agree	6	28.57%	Uncertain	0	0%	Disagree	0	0%	Strongly Disagree	0	0%	 <p>● Stron... ● Agree</p>
Choice	Number	Percentage																			
Strongly Agree	15	71.43%																			
Agree	6	28.57%																			
Uncertain	0	0%																			
Disagree	0	0%																			
Strongly Disagree	0	0%																			
7	The learning and teaching methods encouraged participation	<table border="1"> <thead> <tr> <th>Choice</th> <th>Number</th> <th>Percentage</th> </tr> </thead> <tbody> <tr> <td>Strongly Agree</td> <td>15</td> <td>71.43%</td> </tr> <tr> <td>Agree</td> <td>6</td> <td>28.57%</td> </tr> <tr> <td>Uncertain</td> <td>0</td> <td>0%</td> </tr> <tr> <td>Disagree</td> <td>0</td> <td>0%</td> </tr> <tr> <td>Strongly Disagree</td> <td>0</td> <td>0%</td> </tr> </tbody> </table>	Choice	Number	Percentage	Strongly Agree	15	71.43%	Agree	6	28.57%	Uncertain	0	0%	Disagree	0	0%	Strongly Disagree	0	0%	 <p>● Stron... ● Agree</p>
Choice	Number	Percentage																			
Strongly Agree	15	71.43%																			
Agree	6	28.57%																			
Uncertain	0	0%																			
Disagree	0	0%																			
Strongly Disagree	0	0%																			
8	The overall environment in the class was conducive to learning	<table border="1"> <thead> <tr> <th>Choice</th> <th>Number</th> <th>Percentage</th> </tr> </thead> <tbody> <tr> <td>Strongly Agree</td> <td>15</td> <td>71.43%</td> </tr> <tr> <td>Agree</td> <td>6</td> <td>28.57%</td> </tr> <tr> <td>Uncertain</td> <td>0</td> <td>0%</td> </tr> <tr> <td>Disagree</td> <td>0</td> <td>0%</td> </tr> <tr> <td>Strongly Disagree</td> <td>0</td> <td>0%</td> </tr> </tbody> </table>	Choice	Number	Percentage	Strongly Agree	15	71.43%	Agree	6	28.57%	Uncertain	0	0%	Disagree	0	0%	Strongly Disagree	0	0%	 <p>● Stron... ● Agree</p>
Choice	Number	Percentage																			
Strongly Agree	15	71.43%																			
Agree	6	28.57%																			
Uncertain	0	0%																			
Disagree	0	0%																			
Strongly Disagree	0	0%																			
9	Classrooms were satisfactory	<table border="1"> <thead> <tr> <th>Choice</th> <th>Number</th> <th>Percentage</th> </tr> </thead> <tbody> <tr> <td>Strongly Agree</td> <td>14</td> <td>66.67%</td> </tr> <tr> <td>Agree</td> <td>7</td> <td>33.33%</td> </tr> <tr> <td>Uncertain</td> <td>0</td> <td>0%</td> </tr> <tr> <td>Disagree</td> <td>0</td> <td>0%</td> </tr> <tr> <td>Strongly Disagree</td> <td>0</td> <td>0%</td> </tr> </tbody> </table>	Choice	Number	Percentage	Strongly Agree	14	66.67%	Agree	7	33.33%	Uncertain	0	0%	Disagree	0	0%	Strongly Disagree	0	0%	 <p>● Stron... ● Agree</p>
Choice	Number	Percentage																			
Strongly Agree	14	66.67%																			
Agree	7	33.33%																			
Uncertain	0	0%																			
Disagree	0	0%																			
Strongly Disagree	0	0%																			

10	Learning materials (Lesson Plans, Course Notes etc.) were relevant and useful	<table border="1"> <thead> <tr> <th>Choice</th> <th>Number</th> <th>Percentage</th> </tr> </thead> <tbody> <tr> <td>Strongly Agree</td> <td>15</td> <td>71.43%</td> </tr> <tr> <td>Agree</td> <td>6</td> <td>28.57%</td> </tr> <tr> <td>Uncertain</td> <td>0</td> <td>0%</td> </tr> <tr> <td>Disagree</td> <td>0</td> <td>0%</td> </tr> <tr> <td>Strongly Disagree</td> <td>0</td> <td>0%</td> </tr> </tbody> </table>	Choice	Number	Percentage	Strongly Agree	15	71.43%	Agree	6	28.57%	Uncertain	0	0%	Disagree	0	0%	Strongly Disagree	0	0%	 <p>Legend: ● Stron... ● Agree</p>
Choice	Number	Percentage																			
Strongly Agree	15	71.43%																			
Agree	6	28.57%																			
Uncertain	0	0%																			
Disagree	0	0%																			
Strongly Disagree	0	0%																			
11	Recommended reading Books etc. were relevant and appropriate	<table border="1"> <thead> <tr> <th>Choice</th> <th>Number</th> <th>Percentage</th> </tr> </thead> <tbody> <tr> <td>Strongly Agree</td> <td>15</td> <td>71.43%</td> </tr> <tr> <td>Agree</td> <td>6</td> <td>28.57%</td> </tr> <tr> <td>Uncertain</td> <td>0</td> <td>0%</td> </tr> <tr> <td>Disagree</td> <td>0</td> <td>0%</td> </tr> <tr> <td>Strongly Disagree</td> <td>0</td> <td>0%</td> </tr> </tbody> </table>	Choice	Number	Percentage	Strongly Agree	15	71.43%	Agree	6	28.57%	Uncertain	0	0%	Disagree	0	0%	Strongly Disagree	0	0%	 <p>Legend: ● Stron... ● Agree</p>
Choice	Number	Percentage																			
Strongly Agree	15	71.43%																			
Agree	6	28.57%																			
Uncertain	0	0%																			
Disagree	0	0%																			
Strongly Disagree	0	0%																			
12	The provision of learning resources in the library was adequate and appropriate	<table border="1"> <thead> <tr> <th>Choice</th> <th>Number</th> <th>Percentage</th> </tr> </thead> <tbody> <tr> <td>Strongly Agree</td> <td>15</td> <td>71.43%</td> </tr> <tr> <td>Agree</td> <td>6</td> <td>28.57%</td> </tr> <tr> <td>Uncertain</td> <td>0</td> <td>0%</td> </tr> <tr> <td>Disagree</td> <td>0</td> <td>0%</td> </tr> <tr> <td>Strongly Disagree</td> <td>0</td> <td>0%</td> </tr> </tbody> </table>	Choice	Number	Percentage	Strongly Agree	15	71.43%	Agree	6	28.57%	Uncertain	0	0%	Disagree	0	0%	Strongly Disagree	0	0%	 <p>Legend: ● Stron... ● Agree</p>
Choice	Number	Percentage																			
Strongly Agree	15	71.43%																			
Agree	6	28.57%																			
Uncertain	0	0%																			
Disagree	0	0%																			
Strongly Disagree	0	0%																			
13	The provision of learning resources on the Web was adequate and appropriate (if relevant)	<table border="1"> <thead> <tr> <th>Choice</th> <th>Number</th> <th>Percentage</th> </tr> </thead> <tbody> <tr> <td>Strongly Agree</td> <td>15</td> <td>71.43%</td> </tr> <tr> <td>Agree</td> <td>6</td> <td>28.57%</td> </tr> <tr> <td>Uncertain</td> <td>0</td> <td>0%</td> </tr> <tr> <td>Disagree</td> <td>0</td> <td>0%</td> </tr> <tr> <td>Strongly Disagree</td> <td>0</td> <td>0%</td> </tr> </tbody> </table>	Choice	Number	Percentage	Strongly Agree	15	71.43%	Agree	6	28.57%	Uncertain	0	0%	Disagree	0	0%	Strongly Disagree	0	0%	 <p>Legend: ● Stron... ● Agree</p>
Choice	Number	Percentage																			
Strongly Agree	15	71.43%																			
Agree	6	28.57%																			
Uncertain	0	0%																			
Disagree	0	0%																			
Strongly Disagree	0	0%																			
14	The Course stimulated my interest and thought on the subject area	<table border="1"> <thead> <tr> <th>Choice</th> <th>Number</th> <th>Percentage</th> </tr> </thead> <tbody> <tr> <td>Strongly Agree</td> <td>15</td> <td>71.43%</td> </tr> <tr> <td>Agree</td> <td>6</td> <td>28.57%</td> </tr> <tr> <td>Uncertain</td> <td>0</td> <td>0%</td> </tr> <tr> <td>Disagree</td> <td>0</td> <td>0%</td> </tr> <tr> <td>Strongly Disagree</td> <td>0</td> <td>0%</td> </tr> </tbody> </table>	Choice	Number	Percentage	Strongly Agree	15	71.43%	Agree	6	28.57%	Uncertain	0	0%	Disagree	0	0%	Strongly Disagree	0	0%	 <p>Legend: ● Stron... ● Agree</p>
Choice	Number	Percentage																			
Strongly Agree	15	71.43%																			
Agree	6	28.57%																			
Uncertain	0	0%																			
Disagree	0	0%																			
Strongly Disagree	0	0%																			

15	The pace of the Course was appropriate	<table border="1"> <thead> <tr> <th>Choice</th> <th>Number</th> <th>Percentage</th> </tr> </thead> <tbody> <tr> <td>Strongly Agree</td> <td>15</td> <td>71.43%</td> </tr> <tr> <td>Agree</td> <td>6</td> <td>28.57%</td> </tr> <tr> <td>Uncertain</td> <td>0</td> <td>0%</td> </tr> <tr> <td>Disagree</td> <td>0</td> <td>0%</td> </tr> <tr> <td>Strongly Disagree</td> <td>0</td> <td>0%</td> </tr> </tbody> </table>	Choice	Number	Percentage	Strongly Agree	15	71.43%	Agree	6	28.57%	Uncertain	0	0%	Disagree	0	0%	Strongly Disagree	0	0%	 <p>● Stron... ● Agree</p>
Choice	Number	Percentage																			
Strongly Agree	15	71.43%																			
Agree	6	28.57%																			
Uncertain	0	0%																			
Disagree	0	0%																			
Strongly Disagree	0	0%																			
16	Ideas and concepts were presented clearly	<table border="1"> <thead> <tr> <th>Choice</th> <th>Number</th> <th>Percentage</th> </tr> </thead> <tbody> <tr> <td>Strongly Agree</td> <td>15</td> <td>71.43%</td> </tr> <tr> <td>Agree</td> <td>6</td> <td>28.57%</td> </tr> <tr> <td>Uncertain</td> <td>0</td> <td>0%</td> </tr> <tr> <td>Disagree</td> <td>0</td> <td>0%</td> </tr> <tr> <td>Strongly Disagree</td> <td>0</td> <td>0%</td> </tr> </tbody> </table>	Choice	Number	Percentage	Strongly Agree	15	71.43%	Agree	6	28.57%	Uncertain	0	0%	Disagree	0	0%	Strongly Disagree	0	0%	 <p>● Stron... ● Agree</p>
Choice	Number	Percentage																			
Strongly Agree	15	71.43%																			
Agree	6	28.57%																			
Uncertain	0	0%																			
Disagree	0	0%																			
Strongly Disagree	0	0%																			
17	The method of assessment were reasonable	<table border="1"> <thead> <tr> <th>Choice</th> <th>Number</th> <th>Percentage</th> </tr> </thead> <tbody> <tr> <td>Strongly Agree</td> <td>15</td> <td>71.43%</td> </tr> <tr> <td>Agree</td> <td>6</td> <td>28.57%</td> </tr> <tr> <td>Uncertain</td> <td>0</td> <td>0%</td> </tr> <tr> <td>Disagree</td> <td>0</td> <td>0%</td> </tr> <tr> <td>Strongly Disagree</td> <td>0</td> <td>0%</td> </tr> </tbody> </table>	Choice	Number	Percentage	Strongly Agree	15	71.43%	Agree	6	28.57%	Uncertain	0	0%	Disagree	0	0%	Strongly Disagree	0	0%	 <p>● Stron... ● Agree</p>
Choice	Number	Percentage																			
Strongly Agree	15	71.43%																			
Agree	6	28.57%																			
Uncertain	0	0%																			
Disagree	0	0%																			
Strongly Disagree	0	0%																			
18	Feedback on assessment was timely	<table border="1"> <thead> <tr> <th>Choice</th> <th>Number</th> <th>Percentage</th> </tr> </thead> <tbody> <tr> <td>Strongly Agree</td> <td>15</td> <td>71.43%</td> </tr> <tr> <td>Agree</td> <td>6</td> <td>28.57%</td> </tr> <tr> <td>Uncertain</td> <td>0</td> <td>0%</td> </tr> <tr> <td>Disagree</td> <td>0</td> <td>0%</td> </tr> <tr> <td>Strongly Disagree</td> <td>0</td> <td>0%</td> </tr> </tbody> </table>	Choice	Number	Percentage	Strongly Agree	15	71.43%	Agree	6	28.57%	Uncertain	0	0%	Disagree	0	0%	Strongly Disagree	0	0%	 <p>● Stron... ● Agree</p>
Choice	Number	Percentage																			
Strongly Agree	15	71.43%																			
Agree	6	28.57%																			
Uncertain	0	0%																			
Disagree	0	0%																			
Strongly Disagree	0	0%																			
19	Feedback on assessment was helpful	<table border="1"> <thead> <tr> <th>Choice</th> <th>Number</th> <th>Percentage</th> </tr> </thead> <tbody> <tr> <td>Strongly Agree</td> <td>15</td> <td>71.43%</td> </tr> <tr> <td>Agree</td> <td>6</td> <td>28.57%</td> </tr> <tr> <td>Uncertain</td> <td>0</td> <td>0%</td> </tr> <tr> <td>Disagree</td> <td>0</td> <td>0%</td> </tr> <tr> <td>Strongly Disagree</td> <td>0</td> <td>0%</td> </tr> </tbody> </table>	Choice	Number	Percentage	Strongly Agree	15	71.43%	Agree	6	28.57%	Uncertain	0	0%	Disagree	0	0%	Strongly Disagree	0	0%	 <p>● Stron... ● Agree</p>
Choice	Number	Percentage																			
Strongly Agree	15	71.43%																			
Agree	6	28.57%																			
Uncertain	0	0%																			
Disagree	0	0%																			
Strongly Disagree	0	0%																			

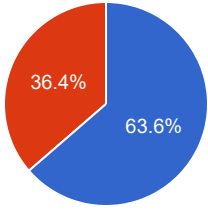
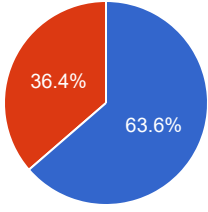
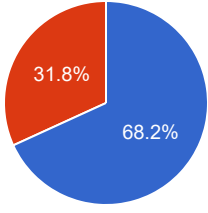
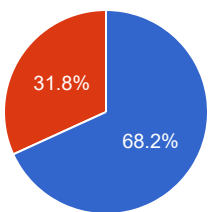
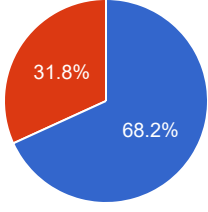
20	I understood the lectures	<table border="1"> <thead> <tr> <th>Choice</th> <th>Number</th> <th>Percentage</th> </tr> </thead> <tbody> <tr> <td>Strongly Agree</td> <td>15</td> <td>71.43%</td> </tr> <tr> <td>Agree</td> <td>6</td> <td>28.57%</td> </tr> <tr> <td>Uncertain</td> <td>0</td> <td>0%</td> </tr> <tr> <td>Disagree</td> <td>0</td> <td>0%</td> </tr> <tr> <td>Strongly Disagree</td> <td>0</td> <td>0%</td> </tr> </tbody> </table>	Choice	Number	Percentage	Strongly Agree	15	71.43%	Agree	6	28.57%	Uncertain	0	0%	Disagree	0	0%	Strongly Disagree	0	0%	 <p>● Stron... ● Agree</p>
Choice	Number	Percentage																			
Strongly Agree	15	71.43%																			
Agree	6	28.57%																			
Uncertain	0	0%																			
Disagree	0	0%																			
Strongly Disagree	0	0%																			
21	The material was well organized and presented	<table border="1"> <thead> <tr> <th>Choice</th> <th>Number</th> <th>Percentage</th> </tr> </thead> <tbody> <tr> <td>Strongly Agree</td> <td>15</td> <td>71.43%</td> </tr> <tr> <td>Agree</td> <td>6</td> <td>28.57%</td> </tr> <tr> <td>Uncertain</td> <td>0</td> <td>0%</td> </tr> <tr> <td>Disagree</td> <td>0</td> <td>0%</td> </tr> <tr> <td>Strongly Disagree</td> <td>0</td> <td>0%</td> </tr> </tbody> </table>	Choice	Number	Percentage	Strongly Agree	15	71.43%	Agree	6	28.57%	Uncertain	0	0%	Disagree	0	0%	Strongly Disagree	0	0%	 <p>● Stron... ● Agree</p>
Choice	Number	Percentage																			
Strongly Agree	15	71.43%																			
Agree	6	28.57%																			
Uncertain	0	0%																			
Disagree	0	0%																			
Strongly Disagree	0	0%																			
22	The instructor was responsive to student needs and problems	<table border="1"> <thead> <tr> <th>Choice</th> <th>Number</th> <th>Percentage</th> </tr> </thead> <tbody> <tr> <td>Strongly Agree</td> <td>15</td> <td>71.43%</td> </tr> <tr> <td>Agree</td> <td>6</td> <td>28.57%</td> </tr> <tr> <td>Uncertain</td> <td>0</td> <td>0%</td> </tr> <tr> <td>Disagree</td> <td>0</td> <td>0%</td> </tr> <tr> <td>Strongly Disagree</td> <td>0</td> <td>0%</td> </tr> </tbody> </table>	Choice	Number	Percentage	Strongly Agree	15	71.43%	Agree	6	28.57%	Uncertain	0	0%	Disagree	0	0%	Strongly Disagree	0	0%	 <p>● Stron... ● Agree</p>
Choice	Number	Percentage																			
Strongly Agree	15	71.43%																			
Agree	6	28.57%																			
Uncertain	0	0%																			
Disagree	0	0%																			
Strongly Disagree	0	0%																			
23	Had the instructor been regular throughout the course	<table border="1"> <thead> <tr> <th>Choice</th> <th>Number</th> <th>Percentage</th> </tr> </thead> <tbody> <tr> <td>Strongly Agree</td> <td>15</td> <td>71.43%</td> </tr> <tr> <td>Agree</td> <td>6</td> <td>28.57%</td> </tr> <tr> <td>Uncertain</td> <td>0</td> <td>0%</td> </tr> <tr> <td>Disagree</td> <td>0</td> <td>0%</td> </tr> <tr> <td>Strongly Disagree</td> <td>0</td> <td>0%</td> </tr> </tbody> </table>	Choice	Number	Percentage	Strongly Agree	15	71.43%	Agree	6	28.57%	Uncertain	0	0%	Disagree	0	0%	Strongly Disagree	0	0%	 <p>● Stron... ● Agree</p>
Choice	Number	Percentage																			
Strongly Agree	15	71.43%																			
Agree	6	28.57%																			
Uncertain	0	0%																			
Disagree	0	0%																			
Strongly Disagree	0	0%																			
24	The material in the tutorials was useful	<table border="1"> <thead> <tr> <th>Choice</th> <th>Number</th> <th>Percentage</th> </tr> </thead> <tbody> <tr> <td>Strongly Agree</td> <td>15</td> <td>71.43%</td> </tr> <tr> <td>Agree</td> <td>6</td> <td>28.57%</td> </tr> <tr> <td>Uncertain</td> <td>0</td> <td>0%</td> </tr> <tr> <td>Disagree</td> <td>0</td> <td>0%</td> </tr> <tr> <td>Strongly Disagree</td> <td>0</td> <td>0%</td> </tr> </tbody> </table>	Choice	Number	Percentage	Strongly Agree	15	71.43%	Agree	6	28.57%	Uncertain	0	0%	Disagree	0	0%	Strongly Disagree	0	0%	 <p>● Stron... ● Agree</p>
Choice	Number	Percentage																			
Strongly Agree	15	71.43%																			
Agree	6	28.57%																			
Uncertain	0	0%																			
Disagree	0	0%																			
Strongly Disagree	0	0%																			

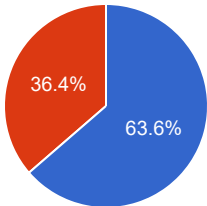
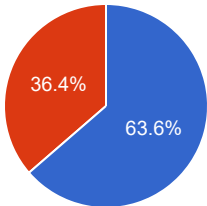
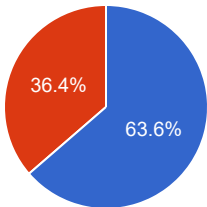
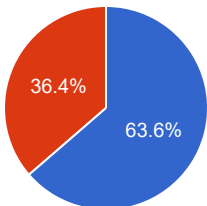
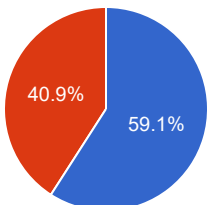
25	I was happy with the amount of work needed for tutorials	<table border="1"> <thead> <tr> <th>Choice</th> <th>Number</th> <th>Percentage</th> </tr> </thead> <tbody> <tr> <td>Strongly Agree</td> <td>15</td> <td>71.43%</td> </tr> <tr> <td>Agree</td> <td>6</td> <td>28.57%</td> </tr> <tr> <td>Uncertain</td> <td>0</td> <td>0%</td> </tr> <tr> <td>Disagree</td> <td>0</td> <td>0%</td> </tr> <tr> <td>Strongly Disagree</td> <td>0</td> <td>0%</td> </tr> </tbody> </table>	Choice	Number	Percentage	Strongly Agree	15	71.43%	Agree	6	28.57%	Uncertain	0	0%	Disagree	0	0%	Strongly Disagree	0	0%	 <p>● Stron... ● Agree</p>
Choice	Number	Percentage																			
Strongly Agree	15	71.43%																			
Agree	6	28.57%																			
Uncertain	0	0%																			
Disagree	0	0%																			
Strongly Disagree	0	0%																			
26	The tutor dealt effectively with my problems	<table border="1"> <thead> <tr> <th>Choice</th> <th>Number</th> <th>Percentage</th> </tr> </thead> <tbody> <tr> <td>Strongly Agree</td> <td>15</td> <td>71.43%</td> </tr> <tr> <td>Agree</td> <td>6</td> <td>28.57%</td> </tr> <tr> <td>Uncertain</td> <td>0</td> <td>0%</td> </tr> <tr> <td>Disagree</td> <td>0</td> <td>0%</td> </tr> <tr> <td>Strongly Disagree</td> <td>0</td> <td>0%</td> </tr> </tbody> </table>	Choice	Number	Percentage	Strongly Agree	15	71.43%	Agree	6	28.57%	Uncertain	0	0%	Disagree	0	0%	Strongly Disagree	0	0%	 <p>● Stron... ● Agree</p>
Choice	Number	Percentage																			
Strongly Agree	15	71.43%																			
Agree	6	28.57%																			
Uncertain	0	0%																			
Disagree	0	0%																			
Strongly Disagree	0	0%																			
27	The material in the practicals was useful	<table border="1"> <thead> <tr> <th>Choice</th> <th>Number</th> <th>Percentage</th> </tr> </thead> <tbody> <tr> <td>Strongly Agree</td> <td>15</td> <td>71.43%</td> </tr> <tr> <td>Agree</td> <td>6</td> <td>28.57%</td> </tr> <tr> <td>Uncertain</td> <td>0</td> <td>0%</td> </tr> <tr> <td>Disagree</td> <td>0</td> <td>0%</td> </tr> <tr> <td>Strongly Disagree</td> <td>0</td> <td>0%</td> </tr> </tbody> </table>	Choice	Number	Percentage	Strongly Agree	15	71.43%	Agree	6	28.57%	Uncertain	0	0%	Disagree	0	0%	Strongly Disagree	0	0%	 <p>● Stron... ● Agree</p>
Choice	Number	Percentage																			
Strongly Agree	15	71.43%																			
Agree	6	28.57%																			
Uncertain	0	0%																			
Disagree	0	0%																			
Strongly Disagree	0	0%																			
28	The demonstrators dealt effectively with my problems	<table border="1"> <thead> <tr> <th>Choice</th> <th>Number</th> <th>Percentage</th> </tr> </thead> <tbody> <tr> <td>Strongly Agree</td> <td>15</td> <td>71.43%</td> </tr> <tr> <td>Agree</td> <td>6</td> <td>28.57%</td> </tr> <tr> <td>Uncertain</td> <td>0</td> <td>0%</td> </tr> <tr> <td>Disagree</td> <td>0</td> <td>0%</td> </tr> <tr> <td>Strongly Disagree</td> <td>0</td> <td>0%</td> </tr> </tbody> </table>	Choice	Number	Percentage	Strongly Agree	15	71.43%	Agree	6	28.57%	Uncertain	0	0%	Disagree	0	0%	Strongly Disagree	0	0%	 <p>● Stron... ● Agree</p>
Choice	Number	Percentage																			
Strongly Agree	15	71.43%																			
Agree	6	28.57%																			
Uncertain	0	0%																			
Disagree	0	0%																			
Strongly Disagree	0	0%																			

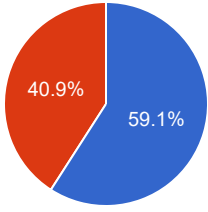
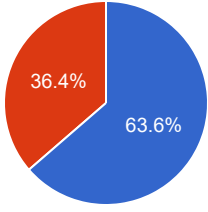
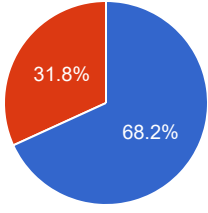
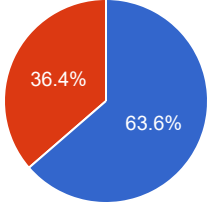
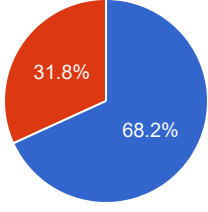
29	The best features of the Course were	<p>teachers ok best teachers H a asdasda asdas . perfect teacher All is well</p> <p>Yes Good Good teachers asdasd V good good A a V good</p>
30	The Course could have been improved by	<p>soicly ok us Gh a sdaasdj asdasdas . books Improve my knowledge</p> <p>Yes Good Amazing society asdasd V good good A a V good</p>
31	The University does not tolerate discrimination on any irrelevant distinction (e.g. race, age, gender) and is committed to work with diversity in a wholly positive way. Please indicate below anything in relation to this Course which may run counter to this objective	<p>ok ok Hh a asdasd asdad . good Good</p> <p>Yes Good Welldone ok asdad V good</p> <p>A a V good</p>

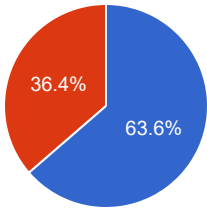
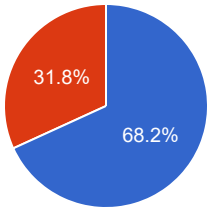
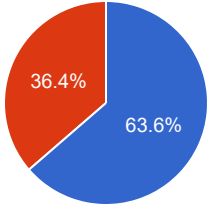
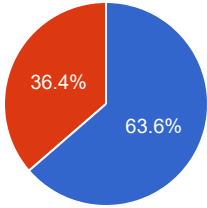
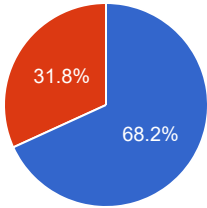
Course Evaluation - Program: 0258

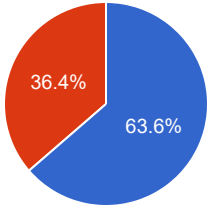
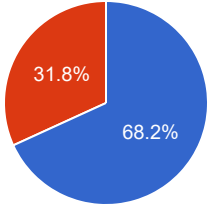
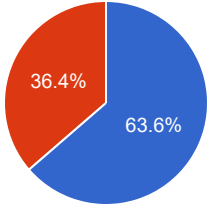
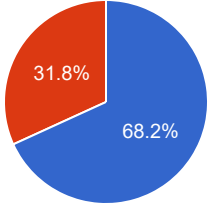
Teacher Name: HAFSAH SADIA		Course ID: ENG-211 Course Title: International Relations - I		Session: 2017 Fall																			
Shift: Morning -- Section:		Total Strength: 44		Attempted: 22																			
S.No	Question	Opinions			Chart																		
1	The course objectives were clear	<table border="1"> <thead> <tr> <th>Choice</th> <th>Number</th> <th>Percentage</th> </tr> </thead> <tbody> <tr> <td>Strongly Agree</td> <td>15</td> <td>68.18%</td> </tr> <tr> <td>Agree</td> <td>7</td> <td>31.82%</td> </tr> <tr> <td>Uncertain</td> <td>0</td> <td>0%</td> </tr> <tr> <td>Disagree</td> <td>0</td> <td>0%</td> </tr> <tr> <td>Strongly Disagree</td> <td>0</td> <td>0%</td> </tr> </tbody> </table>	Choice	Number	Percentage	Strongly Agree	15	68.18%	Agree	7	31.82%	Uncertain	0	0%	Disagree	0	0%	Strongly Disagree	0	0%	<p>A pie chart with two segments: a blue segment representing 68.2% (Strongly Agree) and a red segment representing 31.8% (Agree). A legend to the right shows a blue circle for 'Stron...' and a red circle for 'Agree'.</p>		
Choice	Number	Percentage																					
Strongly Agree	15	68.18%																					
Agree	7	31.82%																					
Uncertain	0	0%																					
Disagree	0	0%																					
Strongly Disagree	0	0%																					
2	The Course workload was manageable	<table border="1"> <thead> <tr> <th>Choice</th> <th>Number</th> <th>Percentage</th> </tr> </thead> <tbody> <tr> <td>Strongly Agree</td> <td>15</td> <td>68.18%</td> </tr> <tr> <td>Agree</td> <td>7</td> <td>31.82%</td> </tr> <tr> <td>Uncertain</td> <td>0</td> <td>0%</td> </tr> <tr> <td>Disagree</td> <td>0</td> <td>0%</td> </tr> <tr> <td>Strongly Disagree</td> <td>0</td> <td>0%</td> </tr> </tbody> </table>	Choice	Number	Percentage	Strongly Agree	15	68.18%	Agree	7	31.82%	Uncertain	0	0%	Disagree	0	0%	Strongly Disagree	0	0%	<p>A pie chart with two segments: a blue segment representing 68.2% (Strongly Agree) and a red segment representing 31.8% (Agree). A legend to the right shows a blue circle for 'Stron...' and a red circle for 'Agree'.</p>		
Choice	Number	Percentage																					
Strongly Agree	15	68.18%																					
Agree	7	31.82%																					
Uncertain	0	0%																					
Disagree	0	0%																					
Strongly Disagree	0	0%																					
3	The Course was well organized (e.g. timely access to materials, notification of changes, etc.)	<table border="1"> <thead> <tr> <th>Choice</th> <th>Number</th> <th>Percentage</th> </tr> </thead> <tbody> <tr> <td>Strongly Agree</td> <td>15</td> <td>68.18%</td> </tr> <tr> <td>Agree</td> <td>7</td> <td>31.82%</td> </tr> <tr> <td>Uncertain</td> <td>0</td> <td>0%</td> </tr> <tr> <td>Disagree</td> <td>0</td> <td>0%</td> </tr> <tr> <td>Strongly Disagree</td> <td>0</td> <td>0%</td> </tr> </tbody> </table>	Choice	Number	Percentage	Strongly Agree	15	68.18%	Agree	7	31.82%	Uncertain	0	0%	Disagree	0	0%	Strongly Disagree	0	0%	<p>A pie chart with two segments: a blue segment representing 68.2% (Strongly Agree) and a red segment representing 31.8% (Agree). A legend to the right shows a blue circle for 'Stron...' and a red circle for 'Agree'.</p>		
Choice	Number	Percentage																					
Strongly Agree	15	68.18%																					
Agree	7	31.82%																					
Uncertain	0	0%																					
Disagree	0	0%																					
Strongly Disagree	0	0%																					
4	I participated actively in the Course	<table border="1"> <thead> <tr> <th>Choice</th> <th>Number</th> <th>Percentage</th> </tr> </thead> <tbody> <tr> <td>Strongly Agree</td> <td>13</td> <td>59.09%</td> </tr> <tr> <td>Agree</td> <td>9</td> <td>40.91%</td> </tr> <tr> <td>Uncertain</td> <td>0</td> <td>0%</td> </tr> <tr> <td>Disagree</td> <td>0</td> <td>0%</td> </tr> <tr> <td>Strongly Disagree</td> <td>0</td> <td>0%</td> </tr> </tbody> </table>	Choice	Number	Percentage	Strongly Agree	13	59.09%	Agree	9	40.91%	Uncertain	0	0%	Disagree	0	0%	Strongly Disagree	0	0%	<p>A pie chart with two segments: a blue segment representing 59.1% (Strongly Agree) and a red segment representing 40.9% (Agree). A legend to the right shows a blue circle for 'Stron...' and a red circle for 'Agree'.</p>		
Choice	Number	Percentage																					
Strongly Agree	13	59.09%																					
Agree	9	40.91%																					
Uncertain	0	0%																					
Disagree	0	0%																					
Strongly Disagree	0	0%																					

5	I think I have made progress in this Course	<table border="1"> <thead> <tr> <th>Choice</th> <th>Number</th> <th>Percentage</th> </tr> </thead> <tbody> <tr> <td>Strongly Agree</td> <td>14</td> <td>63.64%</td> </tr> <tr> <td>Agree</td> <td>8</td> <td>36.36%</td> </tr> <tr> <td>Uncertain</td> <td>0</td> <td>0%</td> </tr> <tr> <td>Disagree</td> <td>0</td> <td>0%</td> </tr> <tr> <td>Strongly Disagree</td> <td>0</td> <td>0%</td> </tr> </tbody> </table>	Choice	Number	Percentage	Strongly Agree	14	63.64%	Agree	8	36.36%	Uncertain	0	0%	Disagree	0	0%	Strongly Disagree	0	0%	 <p>● Stron... ● Agree</p>
Choice	Number	Percentage																			
Strongly Agree	14	63.64%																			
Agree	8	36.36%																			
Uncertain	0	0%																			
Disagree	0	0%																			
Strongly Disagree	0	0%																			
6	I think the Course was well structured to achieve the learning outcomes (there was a good balance of lectures, tutorials, practical etc.)	<table border="1"> <thead> <tr> <th>Choice</th> <th>Number</th> <th>Percentage</th> </tr> </thead> <tbody> <tr> <td>Strongly Agree</td> <td>14</td> <td>63.64%</td> </tr> <tr> <td>Agree</td> <td>8</td> <td>36.36%</td> </tr> <tr> <td>Uncertain</td> <td>0</td> <td>0%</td> </tr> <tr> <td>Disagree</td> <td>0</td> <td>0%</td> </tr> <tr> <td>Strongly Disagree</td> <td>0</td> <td>0%</td> </tr> </tbody> </table>	Choice	Number	Percentage	Strongly Agree	14	63.64%	Agree	8	36.36%	Uncertain	0	0%	Disagree	0	0%	Strongly Disagree	0	0%	 <p>● Stron... ● Agree</p>
Choice	Number	Percentage																			
Strongly Agree	14	63.64%																			
Agree	8	36.36%																			
Uncertain	0	0%																			
Disagree	0	0%																			
Strongly Disagree	0	0%																			
7	The learning and teaching methods encouraged participation	<table border="1"> <thead> <tr> <th>Choice</th> <th>Number</th> <th>Percentage</th> </tr> </thead> <tbody> <tr> <td>Strongly Agree</td> <td>15</td> <td>68.18%</td> </tr> <tr> <td>Agree</td> <td>7</td> <td>31.82%</td> </tr> <tr> <td>Uncertain</td> <td>0</td> <td>0%</td> </tr> <tr> <td>Disagree</td> <td>0</td> <td>0%</td> </tr> <tr> <td>Strongly Disagree</td> <td>0</td> <td>0%</td> </tr> </tbody> </table>	Choice	Number	Percentage	Strongly Agree	15	68.18%	Agree	7	31.82%	Uncertain	0	0%	Disagree	0	0%	Strongly Disagree	0	0%	 <p>● Stron... ● Agree</p>
Choice	Number	Percentage																			
Strongly Agree	15	68.18%																			
Agree	7	31.82%																			
Uncertain	0	0%																			
Disagree	0	0%																			
Strongly Disagree	0	0%																			
8	The overall environment in the class was conducive to learning	<table border="1"> <thead> <tr> <th>Choice</th> <th>Number</th> <th>Percentage</th> </tr> </thead> <tbody> <tr> <td>Strongly Agree</td> <td>15</td> <td>68.18%</td> </tr> <tr> <td>Agree</td> <td>7</td> <td>31.82%</td> </tr> <tr> <td>Uncertain</td> <td>0</td> <td>0%</td> </tr> <tr> <td>Disagree</td> <td>0</td> <td>0%</td> </tr> <tr> <td>Strongly Disagree</td> <td>0</td> <td>0%</td> </tr> </tbody> </table>	Choice	Number	Percentage	Strongly Agree	15	68.18%	Agree	7	31.82%	Uncertain	0	0%	Disagree	0	0%	Strongly Disagree	0	0%	 <p>● Stron... ● Agree</p>
Choice	Number	Percentage																			
Strongly Agree	15	68.18%																			
Agree	7	31.82%																			
Uncertain	0	0%																			
Disagree	0	0%																			
Strongly Disagree	0	0%																			
9	Classrooms were satisfactory	<table border="1"> <thead> <tr> <th>Choice</th> <th>Number</th> <th>Percentage</th> </tr> </thead> <tbody> <tr> <td>Strongly Agree</td> <td>15</td> <td>68.18%</td> </tr> <tr> <td>Agree</td> <td>7</td> <td>31.82%</td> </tr> <tr> <td>Uncertain</td> <td>0</td> <td>0%</td> </tr> <tr> <td>Disagree</td> <td>0</td> <td>0%</td> </tr> <tr> <td>Strongly Disagree</td> <td>0</td> <td>0%</td> </tr> </tbody> </table>	Choice	Number	Percentage	Strongly Agree	15	68.18%	Agree	7	31.82%	Uncertain	0	0%	Disagree	0	0%	Strongly Disagree	0	0%	 <p>● Stron... ● Agree</p>
Choice	Number	Percentage																			
Strongly Agree	15	68.18%																			
Agree	7	31.82%																			
Uncertain	0	0%																			
Disagree	0	0%																			
Strongly Disagree	0	0%																			

10	Learning materials (Lesson Plans, Course Notes etc.) were relevant and useful	<table border="1"> <thead> <tr> <th>Choice</th> <th>Number</th> <th>Percentage</th> </tr> </thead> <tbody> <tr> <td>Strongly Agree</td> <td>14</td> <td>63.64%</td> </tr> <tr> <td>Agree</td> <td>8</td> <td>36.36%</td> </tr> <tr> <td>Uncertain</td> <td>0</td> <td>0%</td> </tr> <tr> <td>Disagree</td> <td>0</td> <td>0%</td> </tr> <tr> <td>Strongly Disagree</td> <td>0</td> <td>0%</td> </tr> </tbody> </table>	Choice	Number	Percentage	Strongly Agree	14	63.64%	Agree	8	36.36%	Uncertain	0	0%	Disagree	0	0%	Strongly Disagree	0	0%	 <p>● Stron... ● Agree</p>
Choice	Number	Percentage																			
Strongly Agree	14	63.64%																			
Agree	8	36.36%																			
Uncertain	0	0%																			
Disagree	0	0%																			
Strongly Disagree	0	0%																			
11	Recommended reading Books etc. were relevant and appropriate	<table border="1"> <thead> <tr> <th>Choice</th> <th>Number</th> <th>Percentage</th> </tr> </thead> <tbody> <tr> <td>Strongly Agree</td> <td>14</td> <td>63.64%</td> </tr> <tr> <td>Agree</td> <td>8</td> <td>36.36%</td> </tr> <tr> <td>Uncertain</td> <td>0</td> <td>0%</td> </tr> <tr> <td>Disagree</td> <td>0</td> <td>0%</td> </tr> <tr> <td>Strongly Disagree</td> <td>0</td> <td>0%</td> </tr> </tbody> </table>	Choice	Number	Percentage	Strongly Agree	14	63.64%	Agree	8	36.36%	Uncertain	0	0%	Disagree	0	0%	Strongly Disagree	0	0%	 <p>● Stron... ● Agree</p>
Choice	Number	Percentage																			
Strongly Agree	14	63.64%																			
Agree	8	36.36%																			
Uncertain	0	0%																			
Disagree	0	0%																			
Strongly Disagree	0	0%																			
12	The provision of learning resources in the library was adequate and appropriate	<table border="1"> <thead> <tr> <th>Choice</th> <th>Number</th> <th>Percentage</th> </tr> </thead> <tbody> <tr> <td>Strongly Agree</td> <td>14</td> <td>63.64%</td> </tr> <tr> <td>Agree</td> <td>8</td> <td>36.36%</td> </tr> <tr> <td>Uncertain</td> <td>0</td> <td>0%</td> </tr> <tr> <td>Disagree</td> <td>0</td> <td>0%</td> </tr> <tr> <td>Strongly Disagree</td> <td>0</td> <td>0%</td> </tr> </tbody> </table>	Choice	Number	Percentage	Strongly Agree	14	63.64%	Agree	8	36.36%	Uncertain	0	0%	Disagree	0	0%	Strongly Disagree	0	0%	 <p>● Stron... ● Agree</p>
Choice	Number	Percentage																			
Strongly Agree	14	63.64%																			
Agree	8	36.36%																			
Uncertain	0	0%																			
Disagree	0	0%																			
Strongly Disagree	0	0%																			
13	The provision of learning resources on the Web was adequate and appropriate (if relevant)	<table border="1"> <thead> <tr> <th>Choice</th> <th>Number</th> <th>Percentage</th> </tr> </thead> <tbody> <tr> <td>Strongly Agree</td> <td>14</td> <td>63.64%</td> </tr> <tr> <td>Agree</td> <td>8</td> <td>36.36%</td> </tr> <tr> <td>Uncertain</td> <td>0</td> <td>0%</td> </tr> <tr> <td>Disagree</td> <td>0</td> <td>0%</td> </tr> <tr> <td>Strongly Disagree</td> <td>0</td> <td>0%</td> </tr> </tbody> </table>	Choice	Number	Percentage	Strongly Agree	14	63.64%	Agree	8	36.36%	Uncertain	0	0%	Disagree	0	0%	Strongly Disagree	0	0%	 <p>● Stron... ● Agree</p>
Choice	Number	Percentage																			
Strongly Agree	14	63.64%																			
Agree	8	36.36%																			
Uncertain	0	0%																			
Disagree	0	0%																			
Strongly Disagree	0	0%																			
14	The Course stimulated my interest and thought on the subject area	<table border="1"> <thead> <tr> <th>Choice</th> <th>Number</th> <th>Percentage</th> </tr> </thead> <tbody> <tr> <td>Strongly Agree</td> <td>13</td> <td>59.09%</td> </tr> <tr> <td>Agree</td> <td>9</td> <td>40.91%</td> </tr> <tr> <td>Uncertain</td> <td>0</td> <td>0%</td> </tr> <tr> <td>Disagree</td> <td>0</td> <td>0%</td> </tr> <tr> <td>Strongly Disagree</td> <td>0</td> <td>0%</td> </tr> </tbody> </table>	Choice	Number	Percentage	Strongly Agree	13	59.09%	Agree	9	40.91%	Uncertain	0	0%	Disagree	0	0%	Strongly Disagree	0	0%	 <p>● Stron... ● Agree</p>
Choice	Number	Percentage																			
Strongly Agree	13	59.09%																			
Agree	9	40.91%																			
Uncertain	0	0%																			
Disagree	0	0%																			
Strongly Disagree	0	0%																			

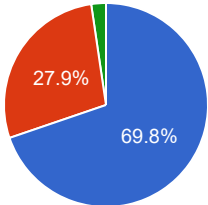
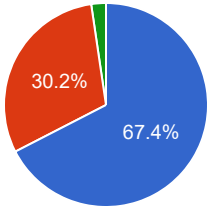
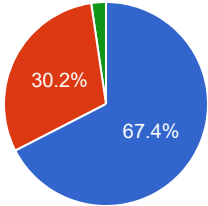
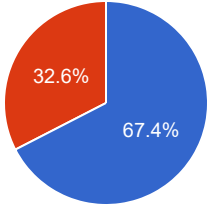
15	The pace of the Course was appropriate	<table border="1"> <thead> <tr> <th>Choice</th> <th>Number</th> <th>Percentage</th> </tr> </thead> <tbody> <tr> <td>Strongly Agree</td> <td>13</td> <td>59.09%</td> </tr> <tr> <td>Agree</td> <td>9</td> <td>40.91%</td> </tr> <tr> <td>Uncertain</td> <td>0</td> <td>0%</td> </tr> <tr> <td>Disagree</td> <td>0</td> <td>0%</td> </tr> <tr> <td>Strongly Disagree</td> <td>0</td> <td>0%</td> </tr> </tbody> </table>	Choice	Number	Percentage	Strongly Agree	13	59.09%	Agree	9	40.91%	Uncertain	0	0%	Disagree	0	0%	Strongly Disagree	0	0%	 <p>● Stron... ● Agree</p>
Choice	Number	Percentage																			
Strongly Agree	13	59.09%																			
Agree	9	40.91%																			
Uncertain	0	0%																			
Disagree	0	0%																			
Strongly Disagree	0	0%																			
16	Ideas and concepts were presented clearly	<table border="1"> <thead> <tr> <th>Choice</th> <th>Number</th> <th>Percentage</th> </tr> </thead> <tbody> <tr> <td>Strongly Agree</td> <td>14</td> <td>63.64%</td> </tr> <tr> <td>Agree</td> <td>8</td> <td>36.36%</td> </tr> <tr> <td>Uncertain</td> <td>0</td> <td>0%</td> </tr> <tr> <td>Disagree</td> <td>0</td> <td>0%</td> </tr> <tr> <td>Strongly Disagree</td> <td>0</td> <td>0%</td> </tr> </tbody> </table>	Choice	Number	Percentage	Strongly Agree	14	63.64%	Agree	8	36.36%	Uncertain	0	0%	Disagree	0	0%	Strongly Disagree	0	0%	 <p>● Stron... ● Agree</p>
Choice	Number	Percentage																			
Strongly Agree	14	63.64%																			
Agree	8	36.36%																			
Uncertain	0	0%																			
Disagree	0	0%																			
Strongly Disagree	0	0%																			
17	The method of assessment were reasonable	<table border="1"> <thead> <tr> <th>Choice</th> <th>Number</th> <th>Percentage</th> </tr> </thead> <tbody> <tr> <td>Strongly Agree</td> <td>15</td> <td>68.18%</td> </tr> <tr> <td>Agree</td> <td>7</td> <td>31.82%</td> </tr> <tr> <td>Uncertain</td> <td>0</td> <td>0%</td> </tr> <tr> <td>Disagree</td> <td>0</td> <td>0%</td> </tr> <tr> <td>Strongly Disagree</td> <td>0</td> <td>0%</td> </tr> </tbody> </table>	Choice	Number	Percentage	Strongly Agree	15	68.18%	Agree	7	31.82%	Uncertain	0	0%	Disagree	0	0%	Strongly Disagree	0	0%	 <p>● Stron... ● Agree</p>
Choice	Number	Percentage																			
Strongly Agree	15	68.18%																			
Agree	7	31.82%																			
Uncertain	0	0%																			
Disagree	0	0%																			
Strongly Disagree	0	0%																			
18	Feedback on assessment was timely	<table border="1"> <thead> <tr> <th>Choice</th> <th>Number</th> <th>Percentage</th> </tr> </thead> <tbody> <tr> <td>Strongly Agree</td> <td>14</td> <td>63.64%</td> </tr> <tr> <td>Agree</td> <td>8</td> <td>36.36%</td> </tr> <tr> <td>Uncertain</td> <td>0</td> <td>0%</td> </tr> <tr> <td>Disagree</td> <td>0</td> <td>0%</td> </tr> <tr> <td>Strongly Disagree</td> <td>0</td> <td>0%</td> </tr> </tbody> </table>	Choice	Number	Percentage	Strongly Agree	14	63.64%	Agree	8	36.36%	Uncertain	0	0%	Disagree	0	0%	Strongly Disagree	0	0%	 <p>● Stron... ● Agree</p>
Choice	Number	Percentage																			
Strongly Agree	14	63.64%																			
Agree	8	36.36%																			
Uncertain	0	0%																			
Disagree	0	0%																			
Strongly Disagree	0	0%																			
19	Feedback on assessment was helpful	<table border="1"> <thead> <tr> <th>Choice</th> <th>Number</th> <th>Percentage</th> </tr> </thead> <tbody> <tr> <td>Strongly Agree</td> <td>15</td> <td>68.18%</td> </tr> <tr> <td>Agree</td> <td>7</td> <td>31.82%</td> </tr> <tr> <td>Uncertain</td> <td>0</td> <td>0%</td> </tr> <tr> <td>Disagree</td> <td>0</td> <td>0%</td> </tr> <tr> <td>Strongly Disagree</td> <td>0</td> <td>0%</td> </tr> </tbody> </table>	Choice	Number	Percentage	Strongly Agree	15	68.18%	Agree	7	31.82%	Uncertain	0	0%	Disagree	0	0%	Strongly Disagree	0	0%	 <p>● Stron... ● Agree</p>
Choice	Number	Percentage																			
Strongly Agree	15	68.18%																			
Agree	7	31.82%																			
Uncertain	0	0%																			
Disagree	0	0%																			
Strongly Disagree	0	0%																			

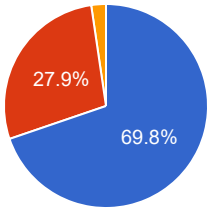
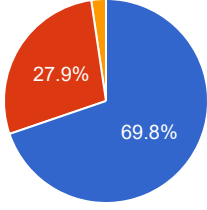
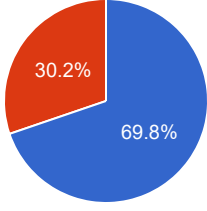
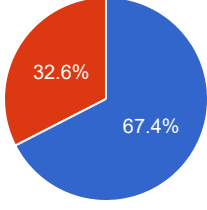
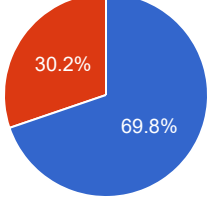
20	I understood the lectures	<table border="1"> <thead> <tr> <th>Choice</th> <th>Number</th> <th>Percentage</th> </tr> </thead> <tbody> <tr> <td>Strongly Agree</td> <td>14</td> <td>63.64%</td> </tr> <tr> <td>Agree</td> <td>8</td> <td>36.36%</td> </tr> <tr> <td>Uncertain</td> <td>0</td> <td>0%</td> </tr> <tr> <td>Disagree</td> <td>0</td> <td>0%</td> </tr> <tr> <td>Strongly Disagree</td> <td>0</td> <td>0%</td> </tr> </tbody> </table>	Choice	Number	Percentage	Strongly Agree	14	63.64%	Agree	8	36.36%	Uncertain	0	0%	Disagree	0	0%	Strongly Disagree	0	0%	 <p>● Stron... ● Agree</p>
Choice	Number	Percentage																			
Strongly Agree	14	63.64%																			
Agree	8	36.36%																			
Uncertain	0	0%																			
Disagree	0	0%																			
Strongly Disagree	0	0%																			
21	The material was well organized and presented	<table border="1"> <thead> <tr> <th>Choice</th> <th>Number</th> <th>Percentage</th> </tr> </thead> <tbody> <tr> <td>Strongly Agree</td> <td>15</td> <td>68.18%</td> </tr> <tr> <td>Agree</td> <td>7</td> <td>31.82%</td> </tr> <tr> <td>Uncertain</td> <td>0</td> <td>0%</td> </tr> <tr> <td>Disagree</td> <td>0</td> <td>0%</td> </tr> <tr> <td>Strongly Disagree</td> <td>0</td> <td>0%</td> </tr> </tbody> </table>	Choice	Number	Percentage	Strongly Agree	15	68.18%	Agree	7	31.82%	Uncertain	0	0%	Disagree	0	0%	Strongly Disagree	0	0%	 <p>● Stron... ● Agree</p>
Choice	Number	Percentage																			
Strongly Agree	15	68.18%																			
Agree	7	31.82%																			
Uncertain	0	0%																			
Disagree	0	0%																			
Strongly Disagree	0	0%																			
22	The instructor was responsive to student needs and problems	<table border="1"> <thead> <tr> <th>Choice</th> <th>Number</th> <th>Percentage</th> </tr> </thead> <tbody> <tr> <td>Strongly Agree</td> <td>14</td> <td>63.64%</td> </tr> <tr> <td>Agree</td> <td>8</td> <td>36.36%</td> </tr> <tr> <td>Uncertain</td> <td>0</td> <td>0%</td> </tr> <tr> <td>Disagree</td> <td>0</td> <td>0%</td> </tr> <tr> <td>Strongly Disagree</td> <td>0</td> <td>0%</td> </tr> </tbody> </table>	Choice	Number	Percentage	Strongly Agree	14	63.64%	Agree	8	36.36%	Uncertain	0	0%	Disagree	0	0%	Strongly Disagree	0	0%	 <p>● Stron... ● Agree</p>
Choice	Number	Percentage																			
Strongly Agree	14	63.64%																			
Agree	8	36.36%																			
Uncertain	0	0%																			
Disagree	0	0%																			
Strongly Disagree	0	0%																			
23	Had the instructor been regular throughout the course	<table border="1"> <thead> <tr> <th>Choice</th> <th>Number</th> <th>Percentage</th> </tr> </thead> <tbody> <tr> <td>Strongly Agree</td> <td>14</td> <td>63.64%</td> </tr> <tr> <td>Agree</td> <td>8</td> <td>36.36%</td> </tr> <tr> <td>Uncertain</td> <td>0</td> <td>0%</td> </tr> <tr> <td>Disagree</td> <td>0</td> <td>0%</td> </tr> <tr> <td>Strongly Disagree</td> <td>0</td> <td>0%</td> </tr> </tbody> </table>	Choice	Number	Percentage	Strongly Agree	14	63.64%	Agree	8	36.36%	Uncertain	0	0%	Disagree	0	0%	Strongly Disagree	0	0%	 <p>● Stron... ● Agree</p>
Choice	Number	Percentage																			
Strongly Agree	14	63.64%																			
Agree	8	36.36%																			
Uncertain	0	0%																			
Disagree	0	0%																			
Strongly Disagree	0	0%																			
24	The material in the tutorials was useful	<table border="1"> <thead> <tr> <th>Choice</th> <th>Number</th> <th>Percentage</th> </tr> </thead> <tbody> <tr> <td>Strongly Agree</td> <td>15</td> <td>68.18%</td> </tr> <tr> <td>Agree</td> <td>7</td> <td>31.82%</td> </tr> <tr> <td>Uncertain</td> <td>0</td> <td>0%</td> </tr> <tr> <td>Disagree</td> <td>0</td> <td>0%</td> </tr> <tr> <td>Strongly Disagree</td> <td>0</td> <td>0%</td> </tr> </tbody> </table>	Choice	Number	Percentage	Strongly Agree	15	68.18%	Agree	7	31.82%	Uncertain	0	0%	Disagree	0	0%	Strongly Disagree	0	0%	 <p>● Stron... ● Agree</p>
Choice	Number	Percentage																			
Strongly Agree	15	68.18%																			
Agree	7	31.82%																			
Uncertain	0	0%																			
Disagree	0	0%																			
Strongly Disagree	0	0%																			

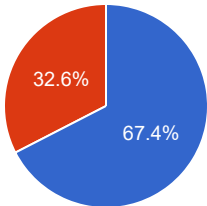
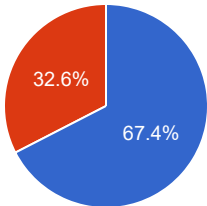
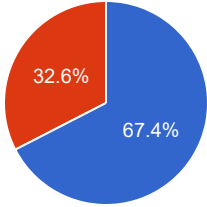
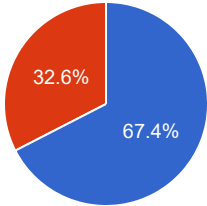
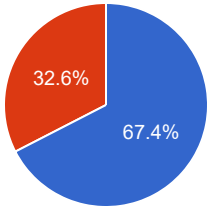
25	I was happy with the amount of work needed for tutorials	<table border="1"> <thead> <tr> <th>Choice</th> <th>Number</th> <th>Percentage</th> </tr> </thead> <tbody> <tr> <td>Strongly Agree</td> <td>14</td> <td>63.64%</td> </tr> <tr> <td>Agree</td> <td>8</td> <td>36.36%</td> </tr> <tr> <td>Uncertain</td> <td>0</td> <td>0%</td> </tr> <tr> <td>Disagree</td> <td>0</td> <td>0%</td> </tr> <tr> <td>Strongly Disagree</td> <td>0</td> <td>0%</td> </tr> </tbody> </table>	Choice	Number	Percentage	Strongly Agree	14	63.64%	Agree	8	36.36%	Uncertain	0	0%	Disagree	0	0%	Strongly Disagree	0	0%	 <p>● Stron... ● Agree</p>
Choice	Number	Percentage																			
Strongly Agree	14	63.64%																			
Agree	8	36.36%																			
Uncertain	0	0%																			
Disagree	0	0%																			
Strongly Disagree	0	0%																			
26	The tutor dealt effectively with my problems	<table border="1"> <thead> <tr> <th>Choice</th> <th>Number</th> <th>Percentage</th> </tr> </thead> <tbody> <tr> <td>Strongly Agree</td> <td>15</td> <td>68.18%</td> </tr> <tr> <td>Agree</td> <td>7</td> <td>31.82%</td> </tr> <tr> <td>Uncertain</td> <td>0</td> <td>0%</td> </tr> <tr> <td>Disagree</td> <td>0</td> <td>0%</td> </tr> <tr> <td>Strongly Disagree</td> <td>0</td> <td>0%</td> </tr> </tbody> </table>	Choice	Number	Percentage	Strongly Agree	15	68.18%	Agree	7	31.82%	Uncertain	0	0%	Disagree	0	0%	Strongly Disagree	0	0%	 <p>● Stron... ● Agree</p>
Choice	Number	Percentage																			
Strongly Agree	15	68.18%																			
Agree	7	31.82%																			
Uncertain	0	0%																			
Disagree	0	0%																			
Strongly Disagree	0	0%																			
27	The material in the practicals was useful	<table border="1"> <thead> <tr> <th>Choice</th> <th>Number</th> <th>Percentage</th> </tr> </thead> <tbody> <tr> <td>Strongly Agree</td> <td>14</td> <td>63.64%</td> </tr> <tr> <td>Agree</td> <td>8</td> <td>36.36%</td> </tr> <tr> <td>Uncertain</td> <td>0</td> <td>0%</td> </tr> <tr> <td>Disagree</td> <td>0</td> <td>0%</td> </tr> <tr> <td>Strongly Disagree</td> <td>0</td> <td>0%</td> </tr> </tbody> </table>	Choice	Number	Percentage	Strongly Agree	14	63.64%	Agree	8	36.36%	Uncertain	0	0%	Disagree	0	0%	Strongly Disagree	0	0%	 <p>● Stron... ● Agree</p>
Choice	Number	Percentage																			
Strongly Agree	14	63.64%																			
Agree	8	36.36%																			
Uncertain	0	0%																			
Disagree	0	0%																			
Strongly Disagree	0	0%																			
28	The demonstrators dealt effectively with my problems	<table border="1"> <thead> <tr> <th>Choice</th> <th>Number</th> <th>Percentage</th> </tr> </thead> <tbody> <tr> <td>Strongly Agree</td> <td>15</td> <td>68.18%</td> </tr> <tr> <td>Agree</td> <td>7</td> <td>31.82%</td> </tr> <tr> <td>Uncertain</td> <td>0</td> <td>0%</td> </tr> <tr> <td>Disagree</td> <td>0</td> <td>0%</td> </tr> <tr> <td>Strongly Disagree</td> <td>0</td> <td>0%</td> </tr> </tbody> </table>	Choice	Number	Percentage	Strongly Agree	15	68.18%	Agree	7	31.82%	Uncertain	0	0%	Disagree	0	0%	Strongly Disagree	0	0%	 <p>● Stron... ● Agree</p>
Choice	Number	Percentage																			
Strongly Agree	15	68.18%																			
Agree	7	31.82%																			
Uncertain	0	0%																			
Disagree	0	0%																			
Strongly Disagree	0	0%																			

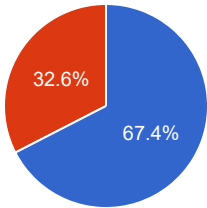
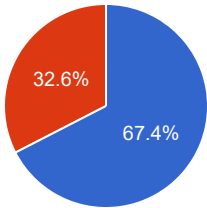
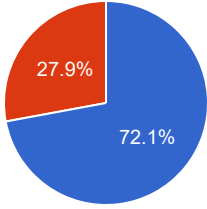
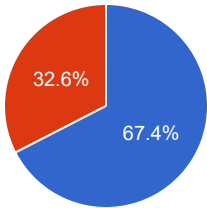
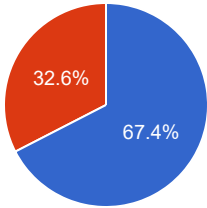
29	The best features of the Course were	<p>improved my knowledge</p> <p>Good</p> <p>The way of teaching. informative</p> <p>Content</p> <p>Good</p> <p>teaching methods good</p> <p>Learning</p> <p>H</p> <p>Best</p> <p>a</p> <p>None</p> <p>To understand about relationship between Pakistan and foreign country</p> <p>Good</p> <p>Gd</p> <p>njb</p> <p>good</p> <p>Good</p> <p>I got to know about many different things.</p> <p>The way of teaching.</p> <p>Was very intetesting.</p> <p>its intersting</p>
30	The Course could have been improved by	<p>nil</p> <p>Good</p> <p>no improvement required.</p> <p>adding more information</p> <p>Little bit</p> <p>Good</p> <p>yes</p> <p>Mam Hafsa sadia</p> <p>H</p> <p>Best</p> <p>aaa</p> <p>None</p> <p>Us</p> <p>Good</p> <p>Gdgd</p> <p>bhj</p> <p>good</p> <p>Good</p> <p>There should have been a bit more detail.</p> <p>No improvement required.</p> <p>Nothing</p> <p>by adding related vedios</p>
31	<p>The University does not tolerate discrimination on any irrelevant distinction (e.g. race, age, gender) and is committed to work with diversity in a wholly positive way. Please indicate below anything in relation to this Course which may run counter to this objective</p>	<p>nil</p> <p>Good</p> <p>Nothing</p> <p>Good</p> <p>Yes</p> <p>H</p> <p>Est</p> <p>aa</p> <p>None</p> <p>Ok</p> <p>Good</p> <p>Gd</p> <p>good</p> <p>Good</p> <p>nothing</p>

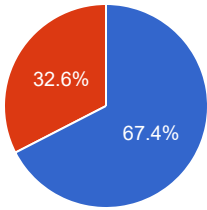
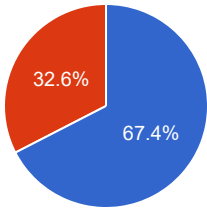
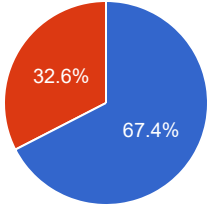
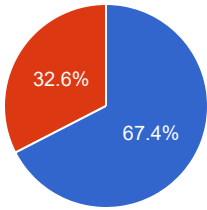
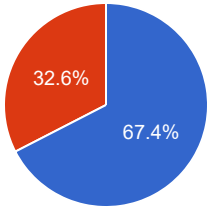
Course Evaluation - Program: 0258

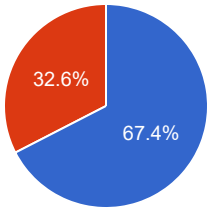
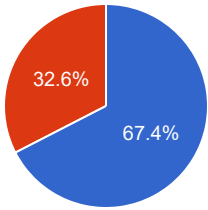
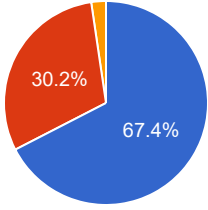
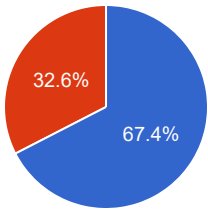
Teacher Name: UZMA		Course ID: ENG-117 Course Title: Introduction to Linguistics		Session: 2017 Fall																			
Shift: Morning -- Section:		Total Strength: 76		Attempted: 43																			
S.No	Question	Opinions			Chart																		
1	The course objectives were clear	<table border="1"> <thead> <tr> <th>Choice</th> <th>Number</th> <th>Percentage</th> </tr> </thead> <tbody> <tr> <td>Strongly Agree</td> <td>30</td> <td>69.77%</td> </tr> <tr> <td>Agree</td> <td>12</td> <td>27.91%</td> </tr> <tr> <td>Uncertain</td> <td>0</td> <td>0%</td> </tr> <tr> <td>Disagree</td> <td>1</td> <td>2.33%</td> </tr> <tr> <td>Strongly Disagree</td> <td>0</td> <td>0%</td> </tr> </tbody> </table>	Choice	Number	Percentage	Strongly Agree	30	69.77%	Agree	12	27.91%	Uncertain	0	0%	Disagree	1	2.33%	Strongly Disagree	0	0%	 <ul style="list-style-type: none"> ● Stron... ● Agree ● Disa... 		
Choice	Number	Percentage																					
Strongly Agree	30	69.77%																					
Agree	12	27.91%																					
Uncertain	0	0%																					
Disagree	1	2.33%																					
Strongly Disagree	0	0%																					
2	The Course workload was manageable	<table border="1"> <thead> <tr> <th>Choice</th> <th>Number</th> <th>Percentage</th> </tr> </thead> <tbody> <tr> <td>Strongly Agree</td> <td>29</td> <td>67.44%</td> </tr> <tr> <td>Agree</td> <td>13</td> <td>30.23%</td> </tr> <tr> <td>Uncertain</td> <td>0</td> <td>0%</td> </tr> <tr> <td>Disagree</td> <td>1</td> <td>2.33%</td> </tr> <tr> <td>Strongly Disagree</td> <td>0</td> <td>0%</td> </tr> </tbody> </table>	Choice	Number	Percentage	Strongly Agree	29	67.44%	Agree	13	30.23%	Uncertain	0	0%	Disagree	1	2.33%	Strongly Disagree	0	0%	 <ul style="list-style-type: none"> ● Stron... ● Agree ● Disa... 		
Choice	Number	Percentage																					
Strongly Agree	29	67.44%																					
Agree	13	30.23%																					
Uncertain	0	0%																					
Disagree	1	2.33%																					
Strongly Disagree	0	0%																					
3	The Course was well organized (e.g. timely access to materials, notification of changes, etc.)	<table border="1"> <thead> <tr> <th>Choice</th> <th>Number</th> <th>Percentage</th> </tr> </thead> <tbody> <tr> <td>Strongly Agree</td> <td>29</td> <td>67.44%</td> </tr> <tr> <td>Agree</td> <td>13</td> <td>30.23%</td> </tr> <tr> <td>Uncertain</td> <td>0</td> <td>0%</td> </tr> <tr> <td>Disagree</td> <td>1</td> <td>2.33%</td> </tr> <tr> <td>Strongly Disagree</td> <td>0</td> <td>0%</td> </tr> </tbody> </table>	Choice	Number	Percentage	Strongly Agree	29	67.44%	Agree	13	30.23%	Uncertain	0	0%	Disagree	1	2.33%	Strongly Disagree	0	0%	 <ul style="list-style-type: none"> ● Stron... ● Agree ● Disa... 		
Choice	Number	Percentage																					
Strongly Agree	29	67.44%																					
Agree	13	30.23%																					
Uncertain	0	0%																					
Disagree	1	2.33%																					
Strongly Disagree	0	0%																					
4	I participated actively in the Course	<table border="1"> <thead> <tr> <th>Choice</th> <th>Number</th> <th>Percentage</th> </tr> </thead> <tbody> <tr> <td>Strongly Agree</td> <td>29</td> <td>67.44%</td> </tr> <tr> <td>Agree</td> <td>14</td> <td>32.56%</td> </tr> <tr> <td>Uncertain</td> <td>0</td> <td>0%</td> </tr> <tr> <td>Disagree</td> <td>0</td> <td>0%</td> </tr> <tr> <td>Strongly Disagree</td> <td>0</td> <td>0%</td> </tr> </tbody> </table>	Choice	Number	Percentage	Strongly Agree	29	67.44%	Agree	14	32.56%	Uncertain	0	0%	Disagree	0	0%	Strongly Disagree	0	0%	 <ul style="list-style-type: none"> ● Stron... ● Agree 		
Choice	Number	Percentage																					
Strongly Agree	29	67.44%																					
Agree	14	32.56%																					
Uncertain	0	0%																					
Disagree	0	0%																					
Strongly Disagree	0	0%																					

5	I think I have made progress in this Course	<table border="1"> <thead> <tr> <th>Choice</th> <th>Number</th> <th>Percentage</th> </tr> </thead> <tbody> <tr> <td>Strongly Agree</td> <td>30</td> <td>69.77%</td> </tr> <tr> <td>Agree</td> <td>12</td> <td>27.91%</td> </tr> <tr> <td>Uncertain</td> <td>1</td> <td>2.33%</td> </tr> <tr> <td>Disagree</td> <td>0</td> <td>0%</td> </tr> <tr> <td>Strongly Disagree</td> <td>0</td> <td>0%</td> </tr> </tbody> </table>	Choice	Number	Percentage	Strongly Agree	30	69.77%	Agree	12	27.91%	Uncertain	1	2.33%	Disagree	0	0%	Strongly Disagree	0	0%	 <p> ● Stron... ● Agree ● Unce... </p>
Choice	Number	Percentage																			
Strongly Agree	30	69.77%																			
Agree	12	27.91%																			
Uncertain	1	2.33%																			
Disagree	0	0%																			
Strongly Disagree	0	0%																			
6	I think the Course was well structured to achieve the learning outcomes (there was a good balance of lectures, tutorials, practical etc.)	<table border="1"> <thead> <tr> <th>Choice</th> <th>Number</th> <th>Percentage</th> </tr> </thead> <tbody> <tr> <td>Strongly Agree</td> <td>30</td> <td>69.77%</td> </tr> <tr> <td>Agree</td> <td>12</td> <td>27.91%</td> </tr> <tr> <td>Uncertain</td> <td>1</td> <td>2.33%</td> </tr> <tr> <td>Disagree</td> <td>0</td> <td>0%</td> </tr> <tr> <td>Strongly Disagree</td> <td>0</td> <td>0%</td> </tr> </tbody> </table>	Choice	Number	Percentage	Strongly Agree	30	69.77%	Agree	12	27.91%	Uncertain	1	2.33%	Disagree	0	0%	Strongly Disagree	0	0%	 <p> ● Stron... ● Agree ● Unce... </p>
Choice	Number	Percentage																			
Strongly Agree	30	69.77%																			
Agree	12	27.91%																			
Uncertain	1	2.33%																			
Disagree	0	0%																			
Strongly Disagree	0	0%																			
7	The learning and teaching methods encouraged participation	<table border="1"> <thead> <tr> <th>Choice</th> <th>Number</th> <th>Percentage</th> </tr> </thead> <tbody> <tr> <td>Strongly Agree</td> <td>30</td> <td>69.77%</td> </tr> <tr> <td>Agree</td> <td>13</td> <td>30.23%</td> </tr> <tr> <td>Uncertain</td> <td>0</td> <td>0%</td> </tr> <tr> <td>Disagree</td> <td>0</td> <td>0%</td> </tr> <tr> <td>Strongly Disagree</td> <td>0</td> <td>0%</td> </tr> </tbody> </table>	Choice	Number	Percentage	Strongly Agree	30	69.77%	Agree	13	30.23%	Uncertain	0	0%	Disagree	0	0%	Strongly Disagree	0	0%	 <p> ● Stron... ● Agree </p>
Choice	Number	Percentage																			
Strongly Agree	30	69.77%																			
Agree	13	30.23%																			
Uncertain	0	0%																			
Disagree	0	0%																			
Strongly Disagree	0	0%																			
8	The overall environment in the class was conducive to learning	<table border="1"> <thead> <tr> <th>Choice</th> <th>Number</th> <th>Percentage</th> </tr> </thead> <tbody> <tr> <td>Strongly Agree</td> <td>29</td> <td>67.44%</td> </tr> <tr> <td>Agree</td> <td>14</td> <td>32.56%</td> </tr> <tr> <td>Uncertain</td> <td>0</td> <td>0%</td> </tr> <tr> <td>Disagree</td> <td>0</td> <td>0%</td> </tr> <tr> <td>Strongly Disagree</td> <td>0</td> <td>0%</td> </tr> </tbody> </table>	Choice	Number	Percentage	Strongly Agree	29	67.44%	Agree	14	32.56%	Uncertain	0	0%	Disagree	0	0%	Strongly Disagree	0	0%	 <p> ● Stron... ● Agree </p>
Choice	Number	Percentage																			
Strongly Agree	29	67.44%																			
Agree	14	32.56%																			
Uncertain	0	0%																			
Disagree	0	0%																			
Strongly Disagree	0	0%																			
9	Classrooms were satisfactory	<table border="1"> <thead> <tr> <th>Choice</th> <th>Number</th> <th>Percentage</th> </tr> </thead> <tbody> <tr> <td>Strongly Agree</td> <td>30</td> <td>69.77%</td> </tr> <tr> <td>Agree</td> <td>13</td> <td>30.23%</td> </tr> <tr> <td>Uncertain</td> <td>0</td> <td>0%</td> </tr> <tr> <td>Disagree</td> <td>0</td> <td>0%</td> </tr> <tr> <td>Strongly Disagree</td> <td>0</td> <td>0%</td> </tr> </tbody> </table>	Choice	Number	Percentage	Strongly Agree	30	69.77%	Agree	13	30.23%	Uncertain	0	0%	Disagree	0	0%	Strongly Disagree	0	0%	 <p> ● Stron... ● Agree </p>
Choice	Number	Percentage																			
Strongly Agree	30	69.77%																			
Agree	13	30.23%																			
Uncertain	0	0%																			
Disagree	0	0%																			
Strongly Disagree	0	0%																			

10	Learning materials (Lesson Plans, Course Notes etc.) were relevant and useful	<table border="1"> <thead> <tr> <th>Choice</th> <th>Number</th> <th>Percentage</th> </tr> </thead> <tbody> <tr> <td>Strongly Agree</td> <td>29</td> <td>67.44%</td> </tr> <tr> <td>Agree</td> <td>14</td> <td>32.56%</td> </tr> <tr> <td>Uncertain</td> <td>0</td> <td>0%</td> </tr> <tr> <td>Disagree</td> <td>0</td> <td>0%</td> </tr> <tr> <td>Strongly Disagree</td> <td>0</td> <td>0%</td> </tr> </tbody> </table>	Choice	Number	Percentage	Strongly Agree	29	67.44%	Agree	14	32.56%	Uncertain	0	0%	Disagree	0	0%	Strongly Disagree	0	0%	 <p>● Stron... ● Agree</p>
Choice	Number	Percentage																			
Strongly Agree	29	67.44%																			
Agree	14	32.56%																			
Uncertain	0	0%																			
Disagree	0	0%																			
Strongly Disagree	0	0%																			
11	Recommended reading Books etc. were relevant and appropriate	<table border="1"> <thead> <tr> <th>Choice</th> <th>Number</th> <th>Percentage</th> </tr> </thead> <tbody> <tr> <td>Strongly Agree</td> <td>29</td> <td>67.44%</td> </tr> <tr> <td>Agree</td> <td>14</td> <td>32.56%</td> </tr> <tr> <td>Uncertain</td> <td>0</td> <td>0%</td> </tr> <tr> <td>Disagree</td> <td>0</td> <td>0%</td> </tr> <tr> <td>Strongly Disagree</td> <td>0</td> <td>0%</td> </tr> </tbody> </table>	Choice	Number	Percentage	Strongly Agree	29	67.44%	Agree	14	32.56%	Uncertain	0	0%	Disagree	0	0%	Strongly Disagree	0	0%	 <p>● Stron... ● Agree</p>
Choice	Number	Percentage																			
Strongly Agree	29	67.44%																			
Agree	14	32.56%																			
Uncertain	0	0%																			
Disagree	0	0%																			
Strongly Disagree	0	0%																			
12	The provision of learning resources in the library was adequate and appropriate	<table border="1"> <thead> <tr> <th>Choice</th> <th>Number</th> <th>Percentage</th> </tr> </thead> <tbody> <tr> <td>Strongly Agree</td> <td>29</td> <td>67.44%</td> </tr> <tr> <td>Agree</td> <td>14</td> <td>32.56%</td> </tr> <tr> <td>Uncertain</td> <td>0</td> <td>0%</td> </tr> <tr> <td>Disagree</td> <td>0</td> <td>0%</td> </tr> <tr> <td>Strongly Disagree</td> <td>0</td> <td>0%</td> </tr> </tbody> </table>	Choice	Number	Percentage	Strongly Agree	29	67.44%	Agree	14	32.56%	Uncertain	0	0%	Disagree	0	0%	Strongly Disagree	0	0%	 <p>● Stron... ● Agree</p>
Choice	Number	Percentage																			
Strongly Agree	29	67.44%																			
Agree	14	32.56%																			
Uncertain	0	0%																			
Disagree	0	0%																			
Strongly Disagree	0	0%																			
13	The provision of learning resources on the Web was adequate and appropriate (if relevant)	<table border="1"> <thead> <tr> <th>Choice</th> <th>Number</th> <th>Percentage</th> </tr> </thead> <tbody> <tr> <td>Strongly Agree</td> <td>29</td> <td>67.44%</td> </tr> <tr> <td>Agree</td> <td>14</td> <td>32.56%</td> </tr> <tr> <td>Uncertain</td> <td>0</td> <td>0%</td> </tr> <tr> <td>Disagree</td> <td>0</td> <td>0%</td> </tr> <tr> <td>Strongly Disagree</td> <td>0</td> <td>0%</td> </tr> </tbody> </table>	Choice	Number	Percentage	Strongly Agree	29	67.44%	Agree	14	32.56%	Uncertain	0	0%	Disagree	0	0%	Strongly Disagree	0	0%	 <p>● Stron... ● Agree</p>
Choice	Number	Percentage																			
Strongly Agree	29	67.44%																			
Agree	14	32.56%																			
Uncertain	0	0%																			
Disagree	0	0%																			
Strongly Disagree	0	0%																			
14	The Course stimulated my interest and thought on the subject area	<table border="1"> <thead> <tr> <th>Choice</th> <th>Number</th> <th>Percentage</th> </tr> </thead> <tbody> <tr> <td>Strongly Agree</td> <td>29</td> <td>67.44%</td> </tr> <tr> <td>Agree</td> <td>14</td> <td>32.56%</td> </tr> <tr> <td>Uncertain</td> <td>0</td> <td>0%</td> </tr> <tr> <td>Disagree</td> <td>0</td> <td>0%</td> </tr> <tr> <td>Strongly Disagree</td> <td>0</td> <td>0%</td> </tr> </tbody> </table>	Choice	Number	Percentage	Strongly Agree	29	67.44%	Agree	14	32.56%	Uncertain	0	0%	Disagree	0	0%	Strongly Disagree	0	0%	 <p>● Stron... ● Agree</p>
Choice	Number	Percentage																			
Strongly Agree	29	67.44%																			
Agree	14	32.56%																			
Uncertain	0	0%																			
Disagree	0	0%																			
Strongly Disagree	0	0%																			

15	The pace of the Course was appropriate	<table border="1"> <thead> <tr> <th>Choice</th> <th>Number</th> <th>Percentage</th> </tr> </thead> <tbody> <tr> <td>Strongly Agree</td> <td>29</td> <td>67.44%</td> </tr> <tr> <td>Agree</td> <td>14</td> <td>32.56%</td> </tr> <tr> <td>Uncertain</td> <td>0</td> <td>0%</td> </tr> <tr> <td>Disagree</td> <td>0</td> <td>0%</td> </tr> <tr> <td>Strongly Disagree</td> <td>0</td> <td>0%</td> </tr> </tbody> </table>	Choice	Number	Percentage	Strongly Agree	29	67.44%	Agree	14	32.56%	Uncertain	0	0%	Disagree	0	0%	Strongly Disagree	0	0%	 <p>● Stron... ● Agree</p>
Choice	Number	Percentage																			
Strongly Agree	29	67.44%																			
Agree	14	32.56%																			
Uncertain	0	0%																			
Disagree	0	0%																			
Strongly Disagree	0	0%																			
16	Ideas and concepts were presented clearly	<table border="1"> <thead> <tr> <th>Choice</th> <th>Number</th> <th>Percentage</th> </tr> </thead> <tbody> <tr> <td>Strongly Agree</td> <td>29</td> <td>67.44%</td> </tr> <tr> <td>Agree</td> <td>14</td> <td>32.56%</td> </tr> <tr> <td>Uncertain</td> <td>0</td> <td>0%</td> </tr> <tr> <td>Disagree</td> <td>0</td> <td>0%</td> </tr> <tr> <td>Strongly Disagree</td> <td>0</td> <td>0%</td> </tr> </tbody> </table>	Choice	Number	Percentage	Strongly Agree	29	67.44%	Agree	14	32.56%	Uncertain	0	0%	Disagree	0	0%	Strongly Disagree	0	0%	 <p>● Stron... ● Agree</p>
Choice	Number	Percentage																			
Strongly Agree	29	67.44%																			
Agree	14	32.56%																			
Uncertain	0	0%																			
Disagree	0	0%																			
Strongly Disagree	0	0%																			
17	The method of assessment were reasonable	<table border="1"> <thead> <tr> <th>Choice</th> <th>Number</th> <th>Percentage</th> </tr> </thead> <tbody> <tr> <td>Strongly Agree</td> <td>31</td> <td>72.09%</td> </tr> <tr> <td>Agree</td> <td>12</td> <td>27.91%</td> </tr> <tr> <td>Uncertain</td> <td>0</td> <td>0%</td> </tr> <tr> <td>Disagree</td> <td>0</td> <td>0%</td> </tr> <tr> <td>Strongly Disagree</td> <td>0</td> <td>0%</td> </tr> </tbody> </table>	Choice	Number	Percentage	Strongly Agree	31	72.09%	Agree	12	27.91%	Uncertain	0	0%	Disagree	0	0%	Strongly Disagree	0	0%	 <p>● Stron... ● Agree</p>
Choice	Number	Percentage																			
Strongly Agree	31	72.09%																			
Agree	12	27.91%																			
Uncertain	0	0%																			
Disagree	0	0%																			
Strongly Disagree	0	0%																			
18	Feedback on assessment was timely	<table border="1"> <thead> <tr> <th>Choice</th> <th>Number</th> <th>Percentage</th> </tr> </thead> <tbody> <tr> <td>Strongly Agree</td> <td>29</td> <td>67.44%</td> </tr> <tr> <td>Agree</td> <td>14</td> <td>32.56%</td> </tr> <tr> <td>Uncertain</td> <td>0</td> <td>0%</td> </tr> <tr> <td>Disagree</td> <td>0</td> <td>0%</td> </tr> <tr> <td>Strongly Disagree</td> <td>0</td> <td>0%</td> </tr> </tbody> </table>	Choice	Number	Percentage	Strongly Agree	29	67.44%	Agree	14	32.56%	Uncertain	0	0%	Disagree	0	0%	Strongly Disagree	0	0%	 <p>● Stron... ● Agree</p>
Choice	Number	Percentage																			
Strongly Agree	29	67.44%																			
Agree	14	32.56%																			
Uncertain	0	0%																			
Disagree	0	0%																			
Strongly Disagree	0	0%																			
19	Feedback on assessment was helpful	<table border="1"> <thead> <tr> <th>Choice</th> <th>Number</th> <th>Percentage</th> </tr> </thead> <tbody> <tr> <td>Strongly Agree</td> <td>29</td> <td>67.44%</td> </tr> <tr> <td>Agree</td> <td>14</td> <td>32.56%</td> </tr> <tr> <td>Uncertain</td> <td>0</td> <td>0%</td> </tr> <tr> <td>Disagree</td> <td>0</td> <td>0%</td> </tr> <tr> <td>Strongly Disagree</td> <td>0</td> <td>0%</td> </tr> </tbody> </table>	Choice	Number	Percentage	Strongly Agree	29	67.44%	Agree	14	32.56%	Uncertain	0	0%	Disagree	0	0%	Strongly Disagree	0	0%	 <p>● Stron... ● Agree</p>
Choice	Number	Percentage																			
Strongly Agree	29	67.44%																			
Agree	14	32.56%																			
Uncertain	0	0%																			
Disagree	0	0%																			
Strongly Disagree	0	0%																			

20	I understood the lectures	<table border="1"> <thead> <tr> <th>Choice</th> <th>Number</th> <th>Percentage</th> </tr> </thead> <tbody> <tr> <td>Strongly Agree</td> <td>29</td> <td>67.44%</td> </tr> <tr> <td>Agree</td> <td>14</td> <td>32.56%</td> </tr> <tr> <td>Uncertain</td> <td>0</td> <td>0%</td> </tr> <tr> <td>Disagree</td> <td>0</td> <td>0%</td> </tr> <tr> <td>Strongly Disagree</td> <td>0</td> <td>0%</td> </tr> </tbody> </table>	Choice	Number	Percentage	Strongly Agree	29	67.44%	Agree	14	32.56%	Uncertain	0	0%	Disagree	0	0%	Strongly Disagree	0	0%	 <p>● Stron... ● Agree</p>
Choice	Number	Percentage																			
Strongly Agree	29	67.44%																			
Agree	14	32.56%																			
Uncertain	0	0%																			
Disagree	0	0%																			
Strongly Disagree	0	0%																			
21	The material was well organized and presented	<table border="1"> <thead> <tr> <th>Choice</th> <th>Number</th> <th>Percentage</th> </tr> </thead> <tbody> <tr> <td>Strongly Agree</td> <td>29</td> <td>67.44%</td> </tr> <tr> <td>Agree</td> <td>14</td> <td>32.56%</td> </tr> <tr> <td>Uncertain</td> <td>0</td> <td>0%</td> </tr> <tr> <td>Disagree</td> <td>0</td> <td>0%</td> </tr> <tr> <td>Strongly Disagree</td> <td>0</td> <td>0%</td> </tr> </tbody> </table>	Choice	Number	Percentage	Strongly Agree	29	67.44%	Agree	14	32.56%	Uncertain	0	0%	Disagree	0	0%	Strongly Disagree	0	0%	 <p>● Stron... ● Agree</p>
Choice	Number	Percentage																			
Strongly Agree	29	67.44%																			
Agree	14	32.56%																			
Uncertain	0	0%																			
Disagree	0	0%																			
Strongly Disagree	0	0%																			
22	The instructor was responsive to student needs and problems	<table border="1"> <thead> <tr> <th>Choice</th> <th>Number</th> <th>Percentage</th> </tr> </thead> <tbody> <tr> <td>Strongly Agree</td> <td>29</td> <td>67.44%</td> </tr> <tr> <td>Agree</td> <td>14</td> <td>32.56%</td> </tr> <tr> <td>Uncertain</td> <td>0</td> <td>0%</td> </tr> <tr> <td>Disagree</td> <td>0</td> <td>0%</td> </tr> <tr> <td>Strongly Disagree</td> <td>0</td> <td>0%</td> </tr> </tbody> </table>	Choice	Number	Percentage	Strongly Agree	29	67.44%	Agree	14	32.56%	Uncertain	0	0%	Disagree	0	0%	Strongly Disagree	0	0%	 <p>● Stron... ● Agree</p>
Choice	Number	Percentage																			
Strongly Agree	29	67.44%																			
Agree	14	32.56%																			
Uncertain	0	0%																			
Disagree	0	0%																			
Strongly Disagree	0	0%																			
23	Had the instructor been regular throughout the course	<table border="1"> <thead> <tr> <th>Choice</th> <th>Number</th> <th>Percentage</th> </tr> </thead> <tbody> <tr> <td>Strongly Agree</td> <td>29</td> <td>67.44%</td> </tr> <tr> <td>Agree</td> <td>14</td> <td>32.56%</td> </tr> <tr> <td>Uncertain</td> <td>0</td> <td>0%</td> </tr> <tr> <td>Disagree</td> <td>0</td> <td>0%</td> </tr> <tr> <td>Strongly Disagree</td> <td>0</td> <td>0%</td> </tr> </tbody> </table>	Choice	Number	Percentage	Strongly Agree	29	67.44%	Agree	14	32.56%	Uncertain	0	0%	Disagree	0	0%	Strongly Disagree	0	0%	 <p>● Stron... ● Agree</p>
Choice	Number	Percentage																			
Strongly Agree	29	67.44%																			
Agree	14	32.56%																			
Uncertain	0	0%																			
Disagree	0	0%																			
Strongly Disagree	0	0%																			
24	The material in the tutorials was useful	<table border="1"> <thead> <tr> <th>Choice</th> <th>Number</th> <th>Percentage</th> </tr> </thead> <tbody> <tr> <td>Strongly Agree</td> <td>29</td> <td>67.44%</td> </tr> <tr> <td>Agree</td> <td>14</td> <td>32.56%</td> </tr> <tr> <td>Uncertain</td> <td>0</td> <td>0%</td> </tr> <tr> <td>Disagree</td> <td>0</td> <td>0%</td> </tr> <tr> <td>Strongly Disagree</td> <td>0</td> <td>0%</td> </tr> </tbody> </table>	Choice	Number	Percentage	Strongly Agree	29	67.44%	Agree	14	32.56%	Uncertain	0	0%	Disagree	0	0%	Strongly Disagree	0	0%	 <p>● Stron... ● Agree</p>
Choice	Number	Percentage																			
Strongly Agree	29	67.44%																			
Agree	14	32.56%																			
Uncertain	0	0%																			
Disagree	0	0%																			
Strongly Disagree	0	0%																			

25	I was happy with the amount of work needed for tutorials	<table border="1"> <thead> <tr> <th>Choice</th> <th>Number</th> <th>Percentage</th> </tr> </thead> <tbody> <tr> <td>Strongly Agree</td> <td>29</td> <td>67.44%</td> </tr> <tr> <td>Agree</td> <td>14</td> <td>32.56%</td> </tr> <tr> <td>Uncertain</td> <td>0</td> <td>0%</td> </tr> <tr> <td>Disagree</td> <td>0</td> <td>0%</td> </tr> <tr> <td>Strongly Disagree</td> <td>0</td> <td>0%</td> </tr> </tbody> </table>	Choice	Number	Percentage	Strongly Agree	29	67.44%	Agree	14	32.56%	Uncertain	0	0%	Disagree	0	0%	Strongly Disagree	0	0%	 <p>Legend: Strongly Agree (blue), Agree (red)</p>
Choice	Number	Percentage																			
Strongly Agree	29	67.44%																			
Agree	14	32.56%																			
Uncertain	0	0%																			
Disagree	0	0%																			
Strongly Disagree	0	0%																			
26	The tutor dealt effectively with my problems	<table border="1"> <thead> <tr> <th>Choice</th> <th>Number</th> <th>Percentage</th> </tr> </thead> <tbody> <tr> <td>Strongly Agree</td> <td>29</td> <td>67.44%</td> </tr> <tr> <td>Agree</td> <td>14</td> <td>32.56%</td> </tr> <tr> <td>Uncertain</td> <td>0</td> <td>0%</td> </tr> <tr> <td>Disagree</td> <td>0</td> <td>0%</td> </tr> <tr> <td>Strongly Disagree</td> <td>0</td> <td>0%</td> </tr> </tbody> </table>	Choice	Number	Percentage	Strongly Agree	29	67.44%	Agree	14	32.56%	Uncertain	0	0%	Disagree	0	0%	Strongly Disagree	0	0%	 <p>Legend: Strongly Agree (blue), Agree (red)</p>
Choice	Number	Percentage																			
Strongly Agree	29	67.44%																			
Agree	14	32.56%																			
Uncertain	0	0%																			
Disagree	0	0%																			
Strongly Disagree	0	0%																			
27	The material in the practicals was useful	<table border="1"> <thead> <tr> <th>Choice</th> <th>Number</th> <th>Percentage</th> </tr> </thead> <tbody> <tr> <td>Strongly Agree</td> <td>29</td> <td>67.44%</td> </tr> <tr> <td>Agree</td> <td>13</td> <td>30.23%</td> </tr> <tr> <td>Uncertain</td> <td>1</td> <td>2.33%</td> </tr> <tr> <td>Disagree</td> <td>0</td> <td>0%</td> </tr> <tr> <td>Strongly Disagree</td> <td>0</td> <td>0%</td> </tr> </tbody> </table>	Choice	Number	Percentage	Strongly Agree	29	67.44%	Agree	13	30.23%	Uncertain	1	2.33%	Disagree	0	0%	Strongly Disagree	0	0%	 <p>Legend: Strongly Agree (blue), Agree (red), Uncertain (yellow)</p>
Choice	Number	Percentage																			
Strongly Agree	29	67.44%																			
Agree	13	30.23%																			
Uncertain	1	2.33%																			
Disagree	0	0%																			
Strongly Disagree	0	0%																			
28	The demonstrators dealt effectively with my problems	<table border="1"> <thead> <tr> <th>Choice</th> <th>Number</th> <th>Percentage</th> </tr> </thead> <tbody> <tr> <td>Strongly Agree</td> <td>29</td> <td>67.44%</td> </tr> <tr> <td>Agree</td> <td>14</td> <td>32.56%</td> </tr> <tr> <td>Uncertain</td> <td>0</td> <td>0%</td> </tr> <tr> <td>Disagree</td> <td>0</td> <td>0%</td> </tr> <tr> <td>Strongly Disagree</td> <td>0</td> <td>0%</td> </tr> </tbody> </table>	Choice	Number	Percentage	Strongly Agree	29	67.44%	Agree	14	32.56%	Uncertain	0	0%	Disagree	0	0%	Strongly Disagree	0	0%	 <p>Legend: Strongly Agree (blue), Agree (red)</p>
Choice	Number	Percentage																			
Strongly Agree	29	67.44%																			
Agree	14	32.56%																			
Uncertain	0	0%																			
Disagree	0	0%																			
Strongly Disagree	0	0%																			

29

The best features of the Course were

agreed
teachers
the teacher was really great
ok
Good
yes
best teachers
good
J
good
a
A
a
good
out standing.
out standing
asdasd
A
asdasd
.
to have good teacher
All is well
teachers
teachers
ok

Yes
Good
Learned the importance of it
It's good
good
good
good teacher
teachers
good

V good
good
A
a
V good
teachers
a

30

The Course could have been improved by

madam
soicly
if sir mujib wouldn't had taught us
ok
Good
yes
us
good
H
good
a
A
a
wonderfull
out standing.
out standing
asdadasd
A
adada
.
books
Good improve me
soicly
society
ok

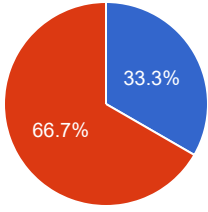
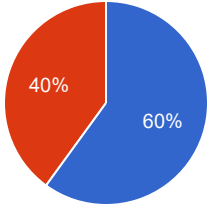
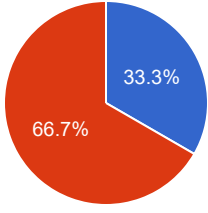
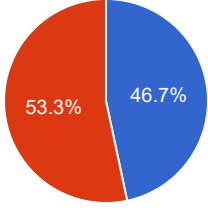
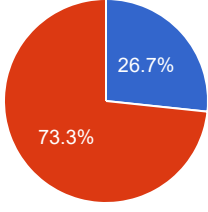
Yes
Good
Ma'am uzma.
Amazing
mam umZa
good
having books
society
yes

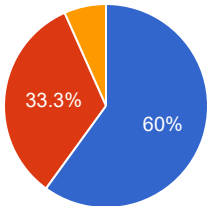
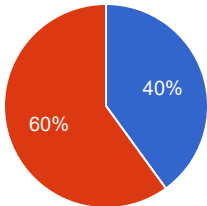
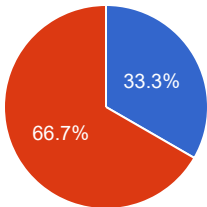
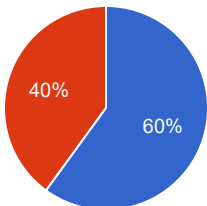
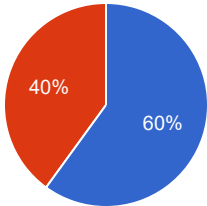
V good
good
A
a
V good
society
a

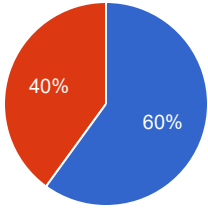
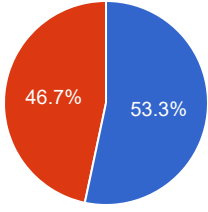
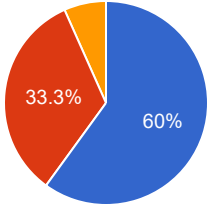
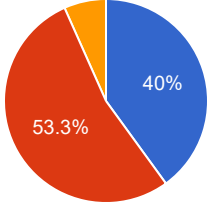
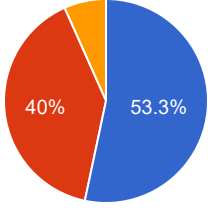
31	<p>The University does not tolerate discrimination on any irrelevant distinction (e.g. race, age, gender) and is committed to work with diversity in a wholly positive way. Please indicate below anything in relation to this Course which may run counter to this objective</p>	<p>confirmed ok no ok yes U good a A a amazing asdasd A . good Good ok ok ok Yes Good Good It's good good ok V good A a V good ok a</p>
----	---	---

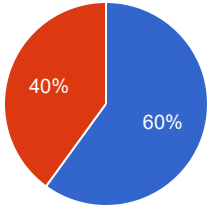
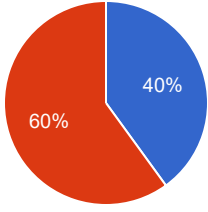
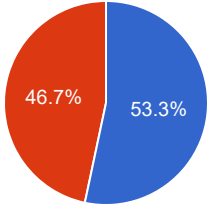
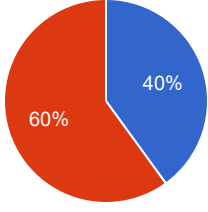
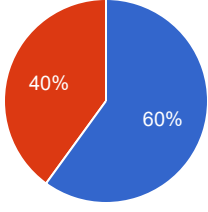
Course Evaluation - Program: 0258

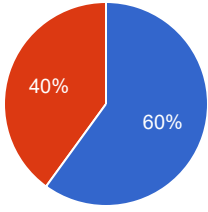
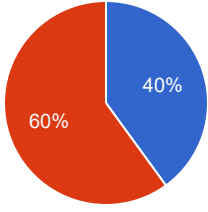
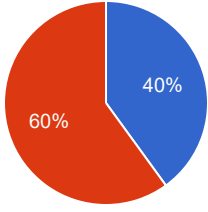
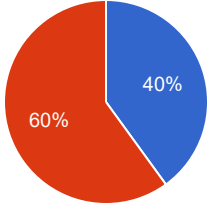
Teacher Name: UZMA		Course ID: ENG-310 Course Title: Sociolinguistics		Session: 2017 Fall																			
Shift: Morning -- Section:		Total Strength: 19		Attempted: 15																			
S.No	Question	Opinions			Chart																		
1	The course objectives were clear	<table border="1"> <thead> <tr> <th>Choice</th> <th>Number</th> <th>Percentage</th> </tr> </thead> <tbody> <tr> <td>Strongly Agree</td> <td>11</td> <td>73.33%</td> </tr> <tr> <td>Agree</td> <td>4</td> <td>26.67%</td> </tr> <tr> <td>Uncertain</td> <td>0</td> <td>0%</td> </tr> <tr> <td>Disagree</td> <td>0</td> <td>0%</td> </tr> <tr> <td>Strongly Disagree</td> <td>0</td> <td>0%</td> </tr> </tbody> </table>	Choice	Number	Percentage	Strongly Agree	11	73.33%	Agree	4	26.67%	Uncertain	0	0%	Disagree	0	0%	Strongly Disagree	0	0%	<p>Legend: ● Stron... (blue), ● Agree (red)</p>		
Choice	Number	Percentage																					
Strongly Agree	11	73.33%																					
Agree	4	26.67%																					
Uncertain	0	0%																					
Disagree	0	0%																					
Strongly Disagree	0	0%																					
2	The Course workload was manageable	<table border="1"> <thead> <tr> <th>Choice</th> <th>Number</th> <th>Percentage</th> </tr> </thead> <tbody> <tr> <td>Strongly Agree</td> <td>5</td> <td>33.33%</td> </tr> <tr> <td>Agree</td> <td>10</td> <td>66.67%</td> </tr> <tr> <td>Uncertain</td> <td>0</td> <td>0%</td> </tr> <tr> <td>Disagree</td> <td>0</td> <td>0%</td> </tr> <tr> <td>Strongly Disagree</td> <td>0</td> <td>0%</td> </tr> </tbody> </table>	Choice	Number	Percentage	Strongly Agree	5	33.33%	Agree	10	66.67%	Uncertain	0	0%	Disagree	0	0%	Strongly Disagree	0	0%	<p>Legend: ● Stron... (blue), ● Agree (red)</p>		
Choice	Number	Percentage																					
Strongly Agree	5	33.33%																					
Agree	10	66.67%																					
Uncertain	0	0%																					
Disagree	0	0%																					
Strongly Disagree	0	0%																					
3	The Course was well organized (e.g. timely access to materials, notification of changes, etc.)	<table border="1"> <thead> <tr> <th>Choice</th> <th>Number</th> <th>Percentage</th> </tr> </thead> <tbody> <tr> <td>Strongly Agree</td> <td>5</td> <td>33.33%</td> </tr> <tr> <td>Agree</td> <td>10</td> <td>66.67%</td> </tr> <tr> <td>Uncertain</td> <td>0</td> <td>0%</td> </tr> <tr> <td>Disagree</td> <td>0</td> <td>0%</td> </tr> <tr> <td>Strongly Disagree</td> <td>0</td> <td>0%</td> </tr> </tbody> </table>	Choice	Number	Percentage	Strongly Agree	5	33.33%	Agree	10	66.67%	Uncertain	0	0%	Disagree	0	0%	Strongly Disagree	0	0%	<p>Legend: ● Stron... (blue), ● Agree (red)</p>		
Choice	Number	Percentage																					
Strongly Agree	5	33.33%																					
Agree	10	66.67%																					
Uncertain	0	0%																					
Disagree	0	0%																					
Strongly Disagree	0	0%																					
4	I participated actively in the Course	<table border="1"> <thead> <tr> <th>Choice</th> <th>Number</th> <th>Percentage</th> </tr> </thead> <tbody> <tr> <td>Strongly Agree</td> <td>8</td> <td>53.33%</td> </tr> <tr> <td>Agree</td> <td>7</td> <td>46.67%</td> </tr> <tr> <td>Uncertain</td> <td>0</td> <td>0%</td> </tr> <tr> <td>Disagree</td> <td>0</td> <td>0%</td> </tr> <tr> <td>Strongly Disagree</td> <td>0</td> <td>0%</td> </tr> </tbody> </table>	Choice	Number	Percentage	Strongly Agree	8	53.33%	Agree	7	46.67%	Uncertain	0	0%	Disagree	0	0%	Strongly Disagree	0	0%	<p>Legend: ● Stron... (blue), ● Agree (red)</p>		
Choice	Number	Percentage																					
Strongly Agree	8	53.33%																					
Agree	7	46.67%																					
Uncertain	0	0%																					
Disagree	0	0%																					
Strongly Disagree	0	0%																					

5	I think I have made progress in this Course	<table border="1"> <thead> <tr> <th>Choice</th> <th>Number</th> <th>Percentage</th> </tr> </thead> <tbody> <tr> <td>Strongly Agree</td> <td>5</td> <td>33.33%</td> </tr> <tr> <td>Agree</td> <td>10</td> <td>66.67%</td> </tr> <tr> <td>Uncertain</td> <td>0</td> <td>0%</td> </tr> <tr> <td>Disagree</td> <td>0</td> <td>0%</td> </tr> <tr> <td>Strongly Disagree</td> <td>0</td> <td>0%</td> </tr> </tbody> </table>	Choice	Number	Percentage	Strongly Agree	5	33.33%	Agree	10	66.67%	Uncertain	0	0%	Disagree	0	0%	Strongly Disagree	0	0%	 <p>● Stron... ● Agree</p>
Choice	Number	Percentage																			
Strongly Agree	5	33.33%																			
Agree	10	66.67%																			
Uncertain	0	0%																			
Disagree	0	0%																			
Strongly Disagree	0	0%																			
6	I think the Course was well structured to achieve the learning outcomes (there was a good balance of lectures, tutorials, practical etc.)	<table border="1"> <thead> <tr> <th>Choice</th> <th>Number</th> <th>Percentage</th> </tr> </thead> <tbody> <tr> <td>Strongly Agree</td> <td>9</td> <td>60%</td> </tr> <tr> <td>Agree</td> <td>6</td> <td>40%</td> </tr> <tr> <td>Uncertain</td> <td>0</td> <td>0%</td> </tr> <tr> <td>Disagree</td> <td>0</td> <td>0%</td> </tr> <tr> <td>Strongly Disagree</td> <td>0</td> <td>0%</td> </tr> </tbody> </table>	Choice	Number	Percentage	Strongly Agree	9	60%	Agree	6	40%	Uncertain	0	0%	Disagree	0	0%	Strongly Disagree	0	0%	 <p>● Stron... ● Agree</p>
Choice	Number	Percentage																			
Strongly Agree	9	60%																			
Agree	6	40%																			
Uncertain	0	0%																			
Disagree	0	0%																			
Strongly Disagree	0	0%																			
7	The learning and teaching methods encouraged participation	<table border="1"> <thead> <tr> <th>Choice</th> <th>Number</th> <th>Percentage</th> </tr> </thead> <tbody> <tr> <td>Strongly Agree</td> <td>5</td> <td>33.33%</td> </tr> <tr> <td>Agree</td> <td>10</td> <td>66.67%</td> </tr> <tr> <td>Uncertain</td> <td>0</td> <td>0%</td> </tr> <tr> <td>Disagree</td> <td>0</td> <td>0%</td> </tr> <tr> <td>Strongly Disagree</td> <td>0</td> <td>0%</td> </tr> </tbody> </table>	Choice	Number	Percentage	Strongly Agree	5	33.33%	Agree	10	66.67%	Uncertain	0	0%	Disagree	0	0%	Strongly Disagree	0	0%	 <p>● Stron... ● Agree</p>
Choice	Number	Percentage																			
Strongly Agree	5	33.33%																			
Agree	10	66.67%																			
Uncertain	0	0%																			
Disagree	0	0%																			
Strongly Disagree	0	0%																			
8	The overall environment in the class was conducive to learning	<table border="1"> <thead> <tr> <th>Choice</th> <th>Number</th> <th>Percentage</th> </tr> </thead> <tbody> <tr> <td>Strongly Agree</td> <td>7</td> <td>46.67%</td> </tr> <tr> <td>Agree</td> <td>8</td> <td>53.33%</td> </tr> <tr> <td>Uncertain</td> <td>0</td> <td>0%</td> </tr> <tr> <td>Disagree</td> <td>0</td> <td>0%</td> </tr> <tr> <td>Strongly Disagree</td> <td>0</td> <td>0%</td> </tr> </tbody> </table>	Choice	Number	Percentage	Strongly Agree	7	46.67%	Agree	8	53.33%	Uncertain	0	0%	Disagree	0	0%	Strongly Disagree	0	0%	 <p>● Stron... ● Agree</p>
Choice	Number	Percentage																			
Strongly Agree	7	46.67%																			
Agree	8	53.33%																			
Uncertain	0	0%																			
Disagree	0	0%																			
Strongly Disagree	0	0%																			
9	Classrooms were satisfactory	<table border="1"> <thead> <tr> <th>Choice</th> <th>Number</th> <th>Percentage</th> </tr> </thead> <tbody> <tr> <td>Strongly Agree</td> <td>4</td> <td>26.67%</td> </tr> <tr> <td>Agree</td> <td>11</td> <td>73.33%</td> </tr> <tr> <td>Uncertain</td> <td>0</td> <td>0%</td> </tr> <tr> <td>Disagree</td> <td>0</td> <td>0%</td> </tr> <tr> <td>Strongly Disagree</td> <td>0</td> <td>0%</td> </tr> </tbody> </table>	Choice	Number	Percentage	Strongly Agree	4	26.67%	Agree	11	73.33%	Uncertain	0	0%	Disagree	0	0%	Strongly Disagree	0	0%	 <p>● Stron... ● Agree</p>
Choice	Number	Percentage																			
Strongly Agree	4	26.67%																			
Agree	11	73.33%																			
Uncertain	0	0%																			
Disagree	0	0%																			
Strongly Disagree	0	0%																			

10	Learning materials (Lesson Plans, Course Notes etc.) were relevant and useful	<table border="1"> <thead> <tr> <th>Choice</th> <th>Number</th> <th>Percentage</th> </tr> </thead> <tbody> <tr> <td>Strongly Agree</td> <td>9</td> <td>60%</td> </tr> <tr> <td>Agree</td> <td>5</td> <td>33.33%</td> </tr> <tr> <td>Uncertain</td> <td>1</td> <td>6.67%</td> </tr> <tr> <td>Disagree</td> <td>0</td> <td>0%</td> </tr> <tr> <td>Strongly Disagree</td> <td>0</td> <td>0%</td> </tr> </tbody> </table>	Choice	Number	Percentage	Strongly Agree	9	60%	Agree	5	33.33%	Uncertain	1	6.67%	Disagree	0	0%	Strongly Disagree	0	0%	 <p>● Stron... ● Agree ● Unce...</p>
Choice	Number	Percentage																			
Strongly Agree	9	60%																			
Agree	5	33.33%																			
Uncertain	1	6.67%																			
Disagree	0	0%																			
Strongly Disagree	0	0%																			
11	Recommended reading Books etc. were relevant and appropriate	<table border="1"> <thead> <tr> <th>Choice</th> <th>Number</th> <th>Percentage</th> </tr> </thead> <tbody> <tr> <td>Strongly Agree</td> <td>6</td> <td>40%</td> </tr> <tr> <td>Agree</td> <td>9</td> <td>60%</td> </tr> <tr> <td>Uncertain</td> <td>0</td> <td>0%</td> </tr> <tr> <td>Disagree</td> <td>0</td> <td>0%</td> </tr> <tr> <td>Strongly Disagree</td> <td>0</td> <td>0%</td> </tr> </tbody> </table>	Choice	Number	Percentage	Strongly Agree	6	40%	Agree	9	60%	Uncertain	0	0%	Disagree	0	0%	Strongly Disagree	0	0%	 <p>● Stron... ● Agree</p>
Choice	Number	Percentage																			
Strongly Agree	6	40%																			
Agree	9	60%																			
Uncertain	0	0%																			
Disagree	0	0%																			
Strongly Disagree	0	0%																			
12	The provision of learning resources in the library was adequate and appropriate	<table border="1"> <thead> <tr> <th>Choice</th> <th>Number</th> <th>Percentage</th> </tr> </thead> <tbody> <tr> <td>Strongly Agree</td> <td>5</td> <td>33.33%</td> </tr> <tr> <td>Agree</td> <td>10</td> <td>66.67%</td> </tr> <tr> <td>Uncertain</td> <td>0</td> <td>0%</td> </tr> <tr> <td>Disagree</td> <td>0</td> <td>0%</td> </tr> <tr> <td>Strongly Disagree</td> <td>0</td> <td>0%</td> </tr> </tbody> </table>	Choice	Number	Percentage	Strongly Agree	5	33.33%	Agree	10	66.67%	Uncertain	0	0%	Disagree	0	0%	Strongly Disagree	0	0%	 <p>● Stron... ● Agree</p>
Choice	Number	Percentage																			
Strongly Agree	5	33.33%																			
Agree	10	66.67%																			
Uncertain	0	0%																			
Disagree	0	0%																			
Strongly Disagree	0	0%																			
13	The provision of learning resources on the Web was adequate and appropriate (if relevant)	<table border="1"> <thead> <tr> <th>Choice</th> <th>Number</th> <th>Percentage</th> </tr> </thead> <tbody> <tr> <td>Strongly Agree</td> <td>9</td> <td>60%</td> </tr> <tr> <td>Agree</td> <td>6</td> <td>40%</td> </tr> <tr> <td>Uncertain</td> <td>0</td> <td>0%</td> </tr> <tr> <td>Disagree</td> <td>0</td> <td>0%</td> </tr> <tr> <td>Strongly Disagree</td> <td>0</td> <td>0%</td> </tr> </tbody> </table>	Choice	Number	Percentage	Strongly Agree	9	60%	Agree	6	40%	Uncertain	0	0%	Disagree	0	0%	Strongly Disagree	0	0%	 <p>● Stron... ● Agree</p>
Choice	Number	Percentage																			
Strongly Agree	9	60%																			
Agree	6	40%																			
Uncertain	0	0%																			
Disagree	0	0%																			
Strongly Disagree	0	0%																			
14	The Course stimulated my interest and thought on the subject area	<table border="1"> <thead> <tr> <th>Choice</th> <th>Number</th> <th>Percentage</th> </tr> </thead> <tbody> <tr> <td>Strongly Agree</td> <td>9</td> <td>60%</td> </tr> <tr> <td>Agree</td> <td>6</td> <td>40%</td> </tr> <tr> <td>Uncertain</td> <td>0</td> <td>0%</td> </tr> <tr> <td>Disagree</td> <td>0</td> <td>0%</td> </tr> <tr> <td>Strongly Disagree</td> <td>0</td> <td>0%</td> </tr> </tbody> </table>	Choice	Number	Percentage	Strongly Agree	9	60%	Agree	6	40%	Uncertain	0	0%	Disagree	0	0%	Strongly Disagree	0	0%	 <p>● Stron... ● Agree</p>
Choice	Number	Percentage																			
Strongly Agree	9	60%																			
Agree	6	40%																			
Uncertain	0	0%																			
Disagree	0	0%																			
Strongly Disagree	0	0%																			

15	The pace of the Course was appropriate	<table border="1"> <thead> <tr> <th>Choice</th> <th>Number</th> <th>Percentage</th> </tr> </thead> <tbody> <tr> <td>Strongly Agree</td> <td>9</td> <td>60%</td> </tr> <tr> <td>Agree</td> <td>6</td> <td>40%</td> </tr> <tr> <td>Uncertain</td> <td>0</td> <td>0%</td> </tr> <tr> <td>Disagree</td> <td>0</td> <td>0%</td> </tr> <tr> <td>Strongly Disagree</td> <td>0</td> <td>0%</td> </tr> </tbody> </table>	Choice	Number	Percentage	Strongly Agree	9	60%	Agree	6	40%	Uncertain	0	0%	Disagree	0	0%	Strongly Disagree	0	0%	 <p> ● Stron... ● Agree </p>
Choice	Number	Percentage																			
Strongly Agree	9	60%																			
Agree	6	40%																			
Uncertain	0	0%																			
Disagree	0	0%																			
Strongly Disagree	0	0%																			
16	Ideas and concepts were presented clearly	<table border="1"> <thead> <tr> <th>Choice</th> <th>Number</th> <th>Percentage</th> </tr> </thead> <tbody> <tr> <td>Strongly Agree</td> <td>8</td> <td>53.33%</td> </tr> <tr> <td>Agree</td> <td>7</td> <td>46.67%</td> </tr> <tr> <td>Uncertain</td> <td>0</td> <td>0%</td> </tr> <tr> <td>Disagree</td> <td>0</td> <td>0%</td> </tr> <tr> <td>Strongly Disagree</td> <td>0</td> <td>0%</td> </tr> </tbody> </table>	Choice	Number	Percentage	Strongly Agree	8	53.33%	Agree	7	46.67%	Uncertain	0	0%	Disagree	0	0%	Strongly Disagree	0	0%	 <p> ● Stron... ● Agree </p>
Choice	Number	Percentage																			
Strongly Agree	8	53.33%																			
Agree	7	46.67%																			
Uncertain	0	0%																			
Disagree	0	0%																			
Strongly Disagree	0	0%																			
17	The method of assessment were reasonable	<table border="1"> <thead> <tr> <th>Choice</th> <th>Number</th> <th>Percentage</th> </tr> </thead> <tbody> <tr> <td>Strongly Agree</td> <td>9</td> <td>60%</td> </tr> <tr> <td>Agree</td> <td>5</td> <td>33.33%</td> </tr> <tr> <td>Uncertain</td> <td>1</td> <td>6.67%</td> </tr> <tr> <td>Disagree</td> <td>0</td> <td>0%</td> </tr> <tr> <td>Strongly Disagree</td> <td>0</td> <td>0%</td> </tr> </tbody> </table>	Choice	Number	Percentage	Strongly Agree	9	60%	Agree	5	33.33%	Uncertain	1	6.67%	Disagree	0	0%	Strongly Disagree	0	0%	 <p> ● Stron... ● Agree ● Unce... </p>
Choice	Number	Percentage																			
Strongly Agree	9	60%																			
Agree	5	33.33%																			
Uncertain	1	6.67%																			
Disagree	0	0%																			
Strongly Disagree	0	0%																			
18	Feedback on assessment was timely	<table border="1"> <thead> <tr> <th>Choice</th> <th>Number</th> <th>Percentage</th> </tr> </thead> <tbody> <tr> <td>Strongly Agree</td> <td>6</td> <td>40%</td> </tr> <tr> <td>Agree</td> <td>8</td> <td>53.33%</td> </tr> <tr> <td>Uncertain</td> <td>1</td> <td>6.67%</td> </tr> <tr> <td>Disagree</td> <td>0</td> <td>0%</td> </tr> <tr> <td>Strongly Disagree</td> <td>0</td> <td>0%</td> </tr> </tbody> </table>	Choice	Number	Percentage	Strongly Agree	6	40%	Agree	8	53.33%	Uncertain	1	6.67%	Disagree	0	0%	Strongly Disagree	0	0%	 <p> ● Stron... ● Agree ● Unce... </p>
Choice	Number	Percentage																			
Strongly Agree	6	40%																			
Agree	8	53.33%																			
Uncertain	1	6.67%																			
Disagree	0	0%																			
Strongly Disagree	0	0%																			
19	Feedback on assessment was helpful	<table border="1"> <thead> <tr> <th>Choice</th> <th>Number</th> <th>Percentage</th> </tr> </thead> <tbody> <tr> <td>Strongly Agree</td> <td>8</td> <td>53.33%</td> </tr> <tr> <td>Agree</td> <td>6</td> <td>40%</td> </tr> <tr> <td>Uncertain</td> <td>1</td> <td>6.67%</td> </tr> <tr> <td>Disagree</td> <td>0</td> <td>0%</td> </tr> <tr> <td>Strongly Disagree</td> <td>0</td> <td>0%</td> </tr> </tbody> </table>	Choice	Number	Percentage	Strongly Agree	8	53.33%	Agree	6	40%	Uncertain	1	6.67%	Disagree	0	0%	Strongly Disagree	0	0%	 <p> ● Stron... ● Agree ● Unce... </p>
Choice	Number	Percentage																			
Strongly Agree	8	53.33%																			
Agree	6	40%																			
Uncertain	1	6.67%																			
Disagree	0	0%																			
Strongly Disagree	0	0%																			

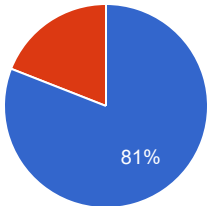
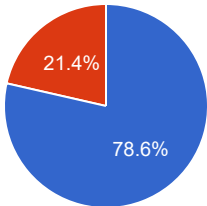
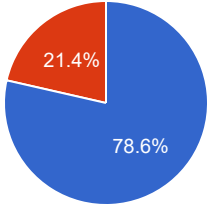
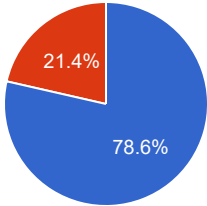
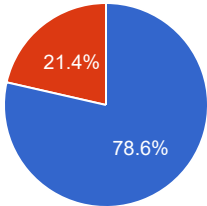
20	I understood the lectures	<table border="1"> <thead> <tr> <th>Choice</th> <th>Number</th> <th>Percentage</th> </tr> </thead> <tbody> <tr> <td>Strongly Agree</td> <td>9</td> <td>60%</td> </tr> <tr> <td>Agree</td> <td>6</td> <td>40%</td> </tr> <tr> <td>Uncertain</td> <td>0</td> <td>0%</td> </tr> <tr> <td>Disagree</td> <td>0</td> <td>0%</td> </tr> <tr> <td>Strongly Disagree</td> <td>0</td> <td>0%</td> </tr> </tbody> </table>	Choice	Number	Percentage	Strongly Agree	9	60%	Agree	6	40%	Uncertain	0	0%	Disagree	0	0%	Strongly Disagree	0	0%	 <p>● Stron... ● Agree</p>
Choice	Number	Percentage																			
Strongly Agree	9	60%																			
Agree	6	40%																			
Uncertain	0	0%																			
Disagree	0	0%																			
Strongly Disagree	0	0%																			
21	The material was well organized and presented	<table border="1"> <thead> <tr> <th>Choice</th> <th>Number</th> <th>Percentage</th> </tr> </thead> <tbody> <tr> <td>Strongly Agree</td> <td>6</td> <td>40%</td> </tr> <tr> <td>Agree</td> <td>9</td> <td>60%</td> </tr> <tr> <td>Uncertain</td> <td>0</td> <td>0%</td> </tr> <tr> <td>Disagree</td> <td>0</td> <td>0%</td> </tr> <tr> <td>Strongly Disagree</td> <td>0</td> <td>0%</td> </tr> </tbody> </table>	Choice	Number	Percentage	Strongly Agree	6	40%	Agree	9	60%	Uncertain	0	0%	Disagree	0	0%	Strongly Disagree	0	0%	 <p>● Stron... ● Agree</p>
Choice	Number	Percentage																			
Strongly Agree	6	40%																			
Agree	9	60%																			
Uncertain	0	0%																			
Disagree	0	0%																			
Strongly Disagree	0	0%																			
22	The instructor was responsive to student needs and problems	<table border="1"> <thead> <tr> <th>Choice</th> <th>Number</th> <th>Percentage</th> </tr> </thead> <tbody> <tr> <td>Strongly Agree</td> <td>8</td> <td>53.33%</td> </tr> <tr> <td>Agree</td> <td>7</td> <td>46.67%</td> </tr> <tr> <td>Uncertain</td> <td>0</td> <td>0%</td> </tr> <tr> <td>Disagree</td> <td>0</td> <td>0%</td> </tr> <tr> <td>Strongly Disagree</td> <td>0</td> <td>0%</td> </tr> </tbody> </table>	Choice	Number	Percentage	Strongly Agree	8	53.33%	Agree	7	46.67%	Uncertain	0	0%	Disagree	0	0%	Strongly Disagree	0	0%	 <p>● Stron... ● Agree</p>
Choice	Number	Percentage																			
Strongly Agree	8	53.33%																			
Agree	7	46.67%																			
Uncertain	0	0%																			
Disagree	0	0%																			
Strongly Disagree	0	0%																			
23	Had the instructor been regular throughout the course	<table border="1"> <thead> <tr> <th>Choice</th> <th>Number</th> <th>Percentage</th> </tr> </thead> <tbody> <tr> <td>Strongly Agree</td> <td>6</td> <td>40%</td> </tr> <tr> <td>Agree</td> <td>9</td> <td>60%</td> </tr> <tr> <td>Uncertain</td> <td>0</td> <td>0%</td> </tr> <tr> <td>Disagree</td> <td>0</td> <td>0%</td> </tr> <tr> <td>Strongly Disagree</td> <td>0</td> <td>0%</td> </tr> </tbody> </table>	Choice	Number	Percentage	Strongly Agree	6	40%	Agree	9	60%	Uncertain	0	0%	Disagree	0	0%	Strongly Disagree	0	0%	 <p>● Stron... ● Agree</p>
Choice	Number	Percentage																			
Strongly Agree	6	40%																			
Agree	9	60%																			
Uncertain	0	0%																			
Disagree	0	0%																			
Strongly Disagree	0	0%																			
24	The material in the tutorials was useful	<table border="1"> <thead> <tr> <th>Choice</th> <th>Number</th> <th>Percentage</th> </tr> </thead> <tbody> <tr> <td>Strongly Agree</td> <td>9</td> <td>60%</td> </tr> <tr> <td>Agree</td> <td>6</td> <td>40%</td> </tr> <tr> <td>Uncertain</td> <td>0</td> <td>0%</td> </tr> <tr> <td>Disagree</td> <td>0</td> <td>0%</td> </tr> <tr> <td>Strongly Disagree</td> <td>0</td> <td>0%</td> </tr> </tbody> </table>	Choice	Number	Percentage	Strongly Agree	9	60%	Agree	6	40%	Uncertain	0	0%	Disagree	0	0%	Strongly Disagree	0	0%	 <p>● Stron... ● Agree</p>
Choice	Number	Percentage																			
Strongly Agree	9	60%																			
Agree	6	40%																			
Uncertain	0	0%																			
Disagree	0	0%																			
Strongly Disagree	0	0%																			

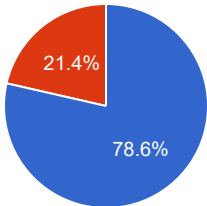
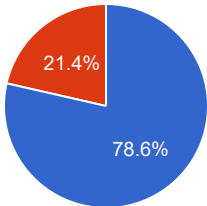
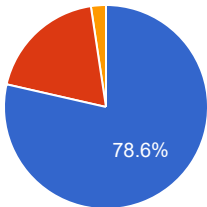
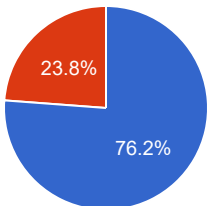
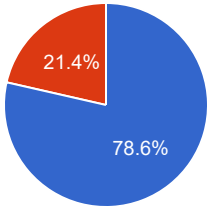
25	I was happy with the amount of work needed for tutorials	<table border="1"> <thead> <tr> <th>Choice</th> <th>Number</th> <th>Percentage</th> </tr> </thead> <tbody> <tr> <td>Strongly Agree</td> <td>9</td> <td>60%</td> </tr> <tr> <td>Agree</td> <td>6</td> <td>40%</td> </tr> <tr> <td>Uncertain</td> <td>0</td> <td>0%</td> </tr> <tr> <td>Disagree</td> <td>0</td> <td>0%</td> </tr> <tr> <td>Strongly Disagree</td> <td>0</td> <td>0%</td> </tr> </tbody> </table>	Choice	Number	Percentage	Strongly Agree	9	60%	Agree	6	40%	Uncertain	0	0%	Disagree	0	0%	Strongly Disagree	0	0%	 <p>● Stron... ● Agree</p>
Choice	Number	Percentage																			
Strongly Agree	9	60%																			
Agree	6	40%																			
Uncertain	0	0%																			
Disagree	0	0%																			
Strongly Disagree	0	0%																			
26	The tutor dealt effectively with my problems	<table border="1"> <thead> <tr> <th>Choice</th> <th>Number</th> <th>Percentage</th> </tr> </thead> <tbody> <tr> <td>Strongly Agree</td> <td>6</td> <td>40%</td> </tr> <tr> <td>Agree</td> <td>9</td> <td>60%</td> </tr> <tr> <td>Uncertain</td> <td>0</td> <td>0%</td> </tr> <tr> <td>Disagree</td> <td>0</td> <td>0%</td> </tr> <tr> <td>Strongly Disagree</td> <td>0</td> <td>0%</td> </tr> </tbody> </table>	Choice	Number	Percentage	Strongly Agree	6	40%	Agree	9	60%	Uncertain	0	0%	Disagree	0	0%	Strongly Disagree	0	0%	 <p>● Stron... ● Agree</p>
Choice	Number	Percentage																			
Strongly Agree	6	40%																			
Agree	9	60%																			
Uncertain	0	0%																			
Disagree	0	0%																			
Strongly Disagree	0	0%																			
27	The material in the practicals was useful	<table border="1"> <thead> <tr> <th>Choice</th> <th>Number</th> <th>Percentage</th> </tr> </thead> <tbody> <tr> <td>Strongly Agree</td> <td>6</td> <td>40%</td> </tr> <tr> <td>Agree</td> <td>9</td> <td>60%</td> </tr> <tr> <td>Uncertain</td> <td>0</td> <td>0%</td> </tr> <tr> <td>Disagree</td> <td>0</td> <td>0%</td> </tr> <tr> <td>Strongly Disagree</td> <td>0</td> <td>0%</td> </tr> </tbody> </table>	Choice	Number	Percentage	Strongly Agree	6	40%	Agree	9	60%	Uncertain	0	0%	Disagree	0	0%	Strongly Disagree	0	0%	 <p>● Stron... ● Agree</p>
Choice	Number	Percentage																			
Strongly Agree	6	40%																			
Agree	9	60%																			
Uncertain	0	0%																			
Disagree	0	0%																			
Strongly Disagree	0	0%																			
28	The demonstrators dealt effectively with my problems	<table border="1"> <thead> <tr> <th>Choice</th> <th>Number</th> <th>Percentage</th> </tr> </thead> <tbody> <tr> <td>Strongly Agree</td> <td>6</td> <td>40%</td> </tr> <tr> <td>Agree</td> <td>9</td> <td>60%</td> </tr> <tr> <td>Uncertain</td> <td>0</td> <td>0%</td> </tr> <tr> <td>Disagree</td> <td>0</td> <td>0%</td> </tr> <tr> <td>Strongly Disagree</td> <td>0</td> <td>0%</td> </tr> </tbody> </table>	Choice	Number	Percentage	Strongly Agree	6	40%	Agree	9	60%	Uncertain	0	0%	Disagree	0	0%	Strongly Disagree	0	0%	 <p>● Stron... ● Agree</p>
Choice	Number	Percentage																			
Strongly Agree	6	40%																			
Agree	9	60%																			
Uncertain	0	0%																			
Disagree	0	0%																			
Strongly Disagree	0	0%																			
29	The best features of the Course were	<p>improved my knowledge Accommodation theory Accommodation theory Accommodation theory Good everything depend on teacher she taught us in very good way.. practice make man perfect If you know what I mean clear good Good good All no commenrs It introduced new ideas and concepts. All almost</p>																			

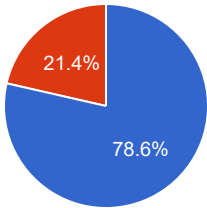
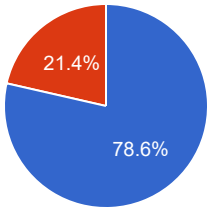
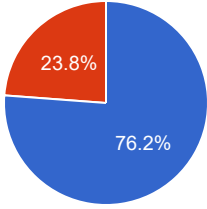
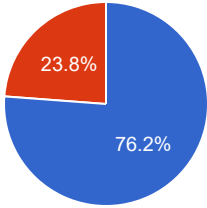
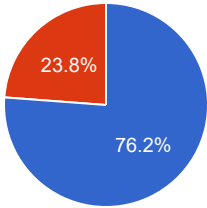
30	The Course could have been improved by	nil Yes Yes Yes Good learning new things about different countries languages.. one and only Mam Uzma clear good Good good None no comments Course was well structured. None
31	The University does not tolerate discrimination on any irrelevant distinction (e.g. race, age, gender) and is committed to work with diversity in a wholly positive way. Please indicate below anything in relation to this Course which may run counter to this objective	nil Good Good Good Good out standing uni ever clear good Good good no comments The teacher avoids discrimination. None

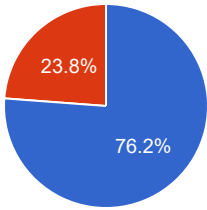
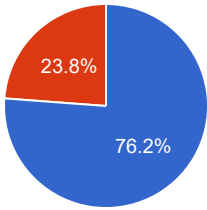
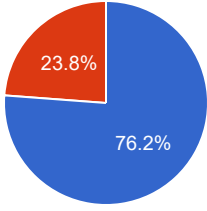
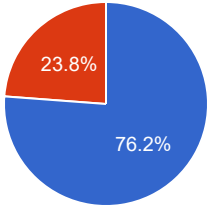
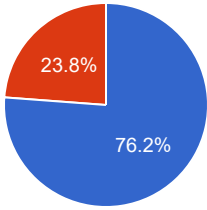
Course Evaluation - Program: 0258

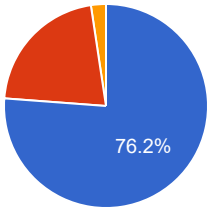
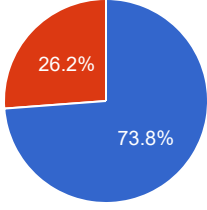
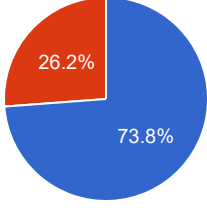
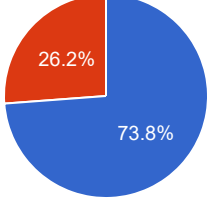
Teacher Name: UZMA		Course ID: PSY-104 Course Title: Psychology - I		Session: 2017 Fall																			
Shift: Morning -- Section:		Total Strength: 76		Attempted: 42																			
S.No	Question	Opinions			Chart																		
1	The course objectives were clear	<table border="1"> <thead> <tr> <th>Choice</th> <th>Number</th> <th>Percentage</th> </tr> </thead> <tbody> <tr> <td>Strongly Agree</td> <td>34</td> <td>80.95%</td> </tr> <tr> <td>Agree</td> <td>8</td> <td>19.05%</td> </tr> <tr> <td>Uncertain</td> <td>0</td> <td>0%</td> </tr> <tr> <td>Disagree</td> <td>0</td> <td>0%</td> </tr> <tr> <td>Strongly Disagree</td> <td>0</td> <td>0%</td> </tr> </tbody> </table>	Choice	Number	Percentage	Strongly Agree	34	80.95%	Agree	8	19.05%	Uncertain	0	0%	Disagree	0	0%	Strongly Disagree	0	0%	<p>A pie chart with a legend. The legend shows a blue circle for 'Stron...' and a red circle for 'Agree'. The blue slice represents 81% and the red slice represents 19.05%.</p>		
Choice	Number	Percentage																					
Strongly Agree	34	80.95%																					
Agree	8	19.05%																					
Uncertain	0	0%																					
Disagree	0	0%																					
Strongly Disagree	0	0%																					
2	The Course workload was manageable	<table border="1"> <thead> <tr> <th>Choice</th> <th>Number</th> <th>Percentage</th> </tr> </thead> <tbody> <tr> <td>Strongly Agree</td> <td>34</td> <td>80.95%</td> </tr> <tr> <td>Agree</td> <td>8</td> <td>19.05%</td> </tr> <tr> <td>Uncertain</td> <td>0</td> <td>0%</td> </tr> <tr> <td>Disagree</td> <td>0</td> <td>0%</td> </tr> <tr> <td>Strongly Disagree</td> <td>0</td> <td>0%</td> </tr> </tbody> </table>	Choice	Number	Percentage	Strongly Agree	34	80.95%	Agree	8	19.05%	Uncertain	0	0%	Disagree	0	0%	Strongly Disagree	0	0%	<p>A pie chart with a legend. The legend shows a blue circle for 'Stron...' and a red circle for 'Agree'. The blue slice represents 81% and the red slice represents 19.05%.</p>		
Choice	Number	Percentage																					
Strongly Agree	34	80.95%																					
Agree	8	19.05%																					
Uncertain	0	0%																					
Disagree	0	0%																					
Strongly Disagree	0	0%																					
3	The Course was well organized (e.g. timely access to materials, notification of changes, etc.)	<table border="1"> <thead> <tr> <th>Choice</th> <th>Number</th> <th>Percentage</th> </tr> </thead> <tbody> <tr> <td>Strongly Agree</td> <td>33</td> <td>78.57%</td> </tr> <tr> <td>Agree</td> <td>9</td> <td>21.43%</td> </tr> <tr> <td>Uncertain</td> <td>0</td> <td>0%</td> </tr> <tr> <td>Disagree</td> <td>0</td> <td>0%</td> </tr> <tr> <td>Strongly Disagree</td> <td>0</td> <td>0%</td> </tr> </tbody> </table>	Choice	Number	Percentage	Strongly Agree	33	78.57%	Agree	9	21.43%	Uncertain	0	0%	Disagree	0	0%	Strongly Disagree	0	0%	<p>A pie chart with a legend. The legend shows a blue circle for 'Stron...' and a red circle for 'Agree'. The blue slice represents 78.6% and the red slice represents 21.4%.</p>		
Choice	Number	Percentage																					
Strongly Agree	33	78.57%																					
Agree	9	21.43%																					
Uncertain	0	0%																					
Disagree	0	0%																					
Strongly Disagree	0	0%																					
4	I participated actively in the Course	<table border="1"> <thead> <tr> <th>Choice</th> <th>Number</th> <th>Percentage</th> </tr> </thead> <tbody> <tr> <td>Strongly Agree</td> <td>34</td> <td>80.95%</td> </tr> <tr> <td>Agree</td> <td>8</td> <td>19.05%</td> </tr> <tr> <td>Uncertain</td> <td>0</td> <td>0%</td> </tr> <tr> <td>Disagree</td> <td>0</td> <td>0%</td> </tr> <tr> <td>Strongly Disagree</td> <td>0</td> <td>0%</td> </tr> </tbody> </table>	Choice	Number	Percentage	Strongly Agree	34	80.95%	Agree	8	19.05%	Uncertain	0	0%	Disagree	0	0%	Strongly Disagree	0	0%	<p>A pie chart with a legend. The legend shows a blue circle for 'Stron...' and a red circle for 'Agree'. The blue slice represents 81% and the red slice represents 19.05%.</p>		
Choice	Number	Percentage																					
Strongly Agree	34	80.95%																					
Agree	8	19.05%																					
Uncertain	0	0%																					
Disagree	0	0%																					
Strongly Disagree	0	0%																					

5	I think I have made progress in this Course	<table border="1"> <thead> <tr> <th>Choice</th> <th>Number</th> <th>Percentage</th> </tr> </thead> <tbody> <tr> <td>Strongly Agree</td> <td>34</td> <td>80.95%</td> </tr> <tr> <td>Agree</td> <td>8</td> <td>19.05%</td> </tr> <tr> <td>Uncertain</td> <td>0</td> <td>0%</td> </tr> <tr> <td>Disagree</td> <td>0</td> <td>0%</td> </tr> <tr> <td>Strongly Disagree</td> <td>0</td> <td>0%</td> </tr> </tbody> </table>	Choice	Number	Percentage	Strongly Agree	34	80.95%	Agree	8	19.05%	Uncertain	0	0%	Disagree	0	0%	Strongly Disagree	0	0%	 <p>81%</p> <ul style="list-style-type: none"> ● Stron... ● Agree
Choice	Number	Percentage																			
Strongly Agree	34	80.95%																			
Agree	8	19.05%																			
Uncertain	0	0%																			
Disagree	0	0%																			
Strongly Disagree	0	0%																			
6	I think the Course was well structured to achieve the learning outcomes (there was a good balance of lectures, tutorials, practical etc.)	<table border="1"> <thead> <tr> <th>Choice</th> <th>Number</th> <th>Percentage</th> </tr> </thead> <tbody> <tr> <td>Strongly Agree</td> <td>33</td> <td>78.57%</td> </tr> <tr> <td>Agree</td> <td>9</td> <td>21.43%</td> </tr> <tr> <td>Uncertain</td> <td>0</td> <td>0%</td> </tr> <tr> <td>Disagree</td> <td>0</td> <td>0%</td> </tr> <tr> <td>Strongly Disagree</td> <td>0</td> <td>0%</td> </tr> </tbody> </table>	Choice	Number	Percentage	Strongly Agree	33	78.57%	Agree	9	21.43%	Uncertain	0	0%	Disagree	0	0%	Strongly Disagree	0	0%	 <p>78.6%</p> <ul style="list-style-type: none"> ● Stron... ● Agree
Choice	Number	Percentage																			
Strongly Agree	33	78.57%																			
Agree	9	21.43%																			
Uncertain	0	0%																			
Disagree	0	0%																			
Strongly Disagree	0	0%																			
7	The learning and teaching methods encouraged participation	<table border="1"> <thead> <tr> <th>Choice</th> <th>Number</th> <th>Percentage</th> </tr> </thead> <tbody> <tr> <td>Strongly Agree</td> <td>33</td> <td>78.57%</td> </tr> <tr> <td>Agree</td> <td>9</td> <td>21.43%</td> </tr> <tr> <td>Uncertain</td> <td>0</td> <td>0%</td> </tr> <tr> <td>Disagree</td> <td>0</td> <td>0%</td> </tr> <tr> <td>Strongly Disagree</td> <td>0</td> <td>0%</td> </tr> </tbody> </table>	Choice	Number	Percentage	Strongly Agree	33	78.57%	Agree	9	21.43%	Uncertain	0	0%	Disagree	0	0%	Strongly Disagree	0	0%	 <p>78.6%</p> <ul style="list-style-type: none"> ● Stron... ● Agree
Choice	Number	Percentage																			
Strongly Agree	33	78.57%																			
Agree	9	21.43%																			
Uncertain	0	0%																			
Disagree	0	0%																			
Strongly Disagree	0	0%																			
8	The overall environment in the class was conducive to learning	<table border="1"> <thead> <tr> <th>Choice</th> <th>Number</th> <th>Percentage</th> </tr> </thead> <tbody> <tr> <td>Strongly Agree</td> <td>33</td> <td>78.57%</td> </tr> <tr> <td>Agree</td> <td>9</td> <td>21.43%</td> </tr> <tr> <td>Uncertain</td> <td>0</td> <td>0%</td> </tr> <tr> <td>Disagree</td> <td>0</td> <td>0%</td> </tr> <tr> <td>Strongly Disagree</td> <td>0</td> <td>0%</td> </tr> </tbody> </table>	Choice	Number	Percentage	Strongly Agree	33	78.57%	Agree	9	21.43%	Uncertain	0	0%	Disagree	0	0%	Strongly Disagree	0	0%	 <p>78.6%</p> <ul style="list-style-type: none"> ● Stron... ● Agree
Choice	Number	Percentage																			
Strongly Agree	33	78.57%																			
Agree	9	21.43%																			
Uncertain	0	0%																			
Disagree	0	0%																			
Strongly Disagree	0	0%																			
9	Classrooms were satisfactory	<table border="1"> <thead> <tr> <th>Choice</th> <th>Number</th> <th>Percentage</th> </tr> </thead> <tbody> <tr> <td>Strongly Agree</td> <td>33</td> <td>78.57%</td> </tr> <tr> <td>Agree</td> <td>9</td> <td>21.43%</td> </tr> <tr> <td>Uncertain</td> <td>0</td> <td>0%</td> </tr> <tr> <td>Disagree</td> <td>0</td> <td>0%</td> </tr> <tr> <td>Strongly Disagree</td> <td>0</td> <td>0%</td> </tr> </tbody> </table>	Choice	Number	Percentage	Strongly Agree	33	78.57%	Agree	9	21.43%	Uncertain	0	0%	Disagree	0	0%	Strongly Disagree	0	0%	 <p>78.6%</p> <ul style="list-style-type: none"> ● Stron... ● Agree
Choice	Number	Percentage																			
Strongly Agree	33	78.57%																			
Agree	9	21.43%																			
Uncertain	0	0%																			
Disagree	0	0%																			
Strongly Disagree	0	0%																			

10	Learning materials (Lesson Plans, Course Notes etc.) were relevant and useful	<table border="1"> <thead> <tr> <th>Choice</th> <th>Number</th> <th>Percentage</th> </tr> </thead> <tbody> <tr> <td>Strongly Agree</td> <td>33</td> <td>78.57%</td> </tr> <tr> <td>Agree</td> <td>9</td> <td>21.43%</td> </tr> <tr> <td>Uncertain</td> <td>0</td> <td>0%</td> </tr> <tr> <td>Disagree</td> <td>0</td> <td>0%</td> </tr> <tr> <td>Strongly Disagree</td> <td>0</td> <td>0%</td> </tr> </tbody> </table>	Choice	Number	Percentage	Strongly Agree	33	78.57%	Agree	9	21.43%	Uncertain	0	0%	Disagree	0	0%	Strongly Disagree	0	0%	 <p>Legend: Strongly Agree (Blue), Agree (Red)</p>
Choice	Number	Percentage																			
Strongly Agree	33	78.57%																			
Agree	9	21.43%																			
Uncertain	0	0%																			
Disagree	0	0%																			
Strongly Disagree	0	0%																			
11	Recommended reading Books etc. were relevant and appropriate	<table border="1"> <thead> <tr> <th>Choice</th> <th>Number</th> <th>Percentage</th> </tr> </thead> <tbody> <tr> <td>Strongly Agree</td> <td>33</td> <td>78.57%</td> </tr> <tr> <td>Agree</td> <td>9</td> <td>21.43%</td> </tr> <tr> <td>Uncertain</td> <td>0</td> <td>0%</td> </tr> <tr> <td>Disagree</td> <td>0</td> <td>0%</td> </tr> <tr> <td>Strongly Disagree</td> <td>0</td> <td>0%</td> </tr> </tbody> </table>	Choice	Number	Percentage	Strongly Agree	33	78.57%	Agree	9	21.43%	Uncertain	0	0%	Disagree	0	0%	Strongly Disagree	0	0%	 <p>Legend: Strongly Agree (Blue), Agree (Red)</p>
Choice	Number	Percentage																			
Strongly Agree	33	78.57%																			
Agree	9	21.43%																			
Uncertain	0	0%																			
Disagree	0	0%																			
Strongly Disagree	0	0%																			
12	The provision of learning resources in the library was adequate and appropriate	<table border="1"> <thead> <tr> <th>Choice</th> <th>Number</th> <th>Percentage</th> </tr> </thead> <tbody> <tr> <td>Strongly Agree</td> <td>33</td> <td>78.57%</td> </tr> <tr> <td>Agree</td> <td>8</td> <td>19.05%</td> </tr> <tr> <td>Uncertain</td> <td>1</td> <td>2.38%</td> </tr> <tr> <td>Disagree</td> <td>0</td> <td>0%</td> </tr> <tr> <td>Strongly Disagree</td> <td>0</td> <td>0%</td> </tr> </tbody> </table>	Choice	Number	Percentage	Strongly Agree	33	78.57%	Agree	8	19.05%	Uncertain	1	2.38%	Disagree	0	0%	Strongly Disagree	0	0%	 <p>Legend: Strongly Agree (Blue), Agree (Red), Uncertain (Yellow)</p>
Choice	Number	Percentage																			
Strongly Agree	33	78.57%																			
Agree	8	19.05%																			
Uncertain	1	2.38%																			
Disagree	0	0%																			
Strongly Disagree	0	0%																			
13	The provision of learning resources on the Web was adequate and appropriate (if relevant)	<table border="1"> <thead> <tr> <th>Choice</th> <th>Number</th> <th>Percentage</th> </tr> </thead> <tbody> <tr> <td>Strongly Agree</td> <td>32</td> <td>76.19%</td> </tr> <tr> <td>Agree</td> <td>10</td> <td>23.81%</td> </tr> <tr> <td>Uncertain</td> <td>0</td> <td>0%</td> </tr> <tr> <td>Disagree</td> <td>0</td> <td>0%</td> </tr> <tr> <td>Strongly Disagree</td> <td>0</td> <td>0%</td> </tr> </tbody> </table>	Choice	Number	Percentage	Strongly Agree	32	76.19%	Agree	10	23.81%	Uncertain	0	0%	Disagree	0	0%	Strongly Disagree	0	0%	 <p>Legend: Strongly Agree (Blue), Agree (Red)</p>
Choice	Number	Percentage																			
Strongly Agree	32	76.19%																			
Agree	10	23.81%																			
Uncertain	0	0%																			
Disagree	0	0%																			
Strongly Disagree	0	0%																			
14	The Course stimulated my interest and thought on the subject area	<table border="1"> <thead> <tr> <th>Choice</th> <th>Number</th> <th>Percentage</th> </tr> </thead> <tbody> <tr> <td>Strongly Agree</td> <td>33</td> <td>78.57%</td> </tr> <tr> <td>Agree</td> <td>9</td> <td>21.43%</td> </tr> <tr> <td>Uncertain</td> <td>0</td> <td>0%</td> </tr> <tr> <td>Disagree</td> <td>0</td> <td>0%</td> </tr> <tr> <td>Strongly Disagree</td> <td>0</td> <td>0%</td> </tr> </tbody> </table>	Choice	Number	Percentage	Strongly Agree	33	78.57%	Agree	9	21.43%	Uncertain	0	0%	Disagree	0	0%	Strongly Disagree	0	0%	 <p>Legend: Strongly Agree (Blue), Agree (Red)</p>
Choice	Number	Percentage																			
Strongly Agree	33	78.57%																			
Agree	9	21.43%																			
Uncertain	0	0%																			
Disagree	0	0%																			
Strongly Disagree	0	0%																			

15	The pace of the Course was appropriate	<table border="1"> <thead> <tr> <th>Choice</th> <th>Number</th> <th>Percentage</th> </tr> </thead> <tbody> <tr> <td>Strongly Agree</td> <td>33</td> <td>78.57%</td> </tr> <tr> <td>Agree</td> <td>9</td> <td>21.43%</td> </tr> <tr> <td>Uncertain</td> <td>0</td> <td>0%</td> </tr> <tr> <td>Disagree</td> <td>0</td> <td>0%</td> </tr> <tr> <td>Strongly Disagree</td> <td>0</td> <td>0%</td> </tr> </tbody> </table>	Choice	Number	Percentage	Strongly Agree	33	78.57%	Agree	9	21.43%	Uncertain	0	0%	Disagree	0	0%	Strongly Disagree	0	0%	 <p>● Stron... ● Agree</p>
Choice	Number	Percentage																			
Strongly Agree	33	78.57%																			
Agree	9	21.43%																			
Uncertain	0	0%																			
Disagree	0	0%																			
Strongly Disagree	0	0%																			
16	Ideas and concepts were presented clearly	<table border="1"> <thead> <tr> <th>Choice</th> <th>Number</th> <th>Percentage</th> </tr> </thead> <tbody> <tr> <td>Strongly Agree</td> <td>33</td> <td>78.57%</td> </tr> <tr> <td>Agree</td> <td>9</td> <td>21.43%</td> </tr> <tr> <td>Uncertain</td> <td>0</td> <td>0%</td> </tr> <tr> <td>Disagree</td> <td>0</td> <td>0%</td> </tr> <tr> <td>Strongly Disagree</td> <td>0</td> <td>0%</td> </tr> </tbody> </table>	Choice	Number	Percentage	Strongly Agree	33	78.57%	Agree	9	21.43%	Uncertain	0	0%	Disagree	0	0%	Strongly Disagree	0	0%	 <p>● Stron... ● Agree</p>
Choice	Number	Percentage																			
Strongly Agree	33	78.57%																			
Agree	9	21.43%																			
Uncertain	0	0%																			
Disagree	0	0%																			
Strongly Disagree	0	0%																			
17	The method of assessment were reasonable	<table border="1"> <thead> <tr> <th>Choice</th> <th>Number</th> <th>Percentage</th> </tr> </thead> <tbody> <tr> <td>Strongly Agree</td> <td>32</td> <td>76.19%</td> </tr> <tr> <td>Agree</td> <td>10</td> <td>23.81%</td> </tr> <tr> <td>Uncertain</td> <td>0</td> <td>0%</td> </tr> <tr> <td>Disagree</td> <td>0</td> <td>0%</td> </tr> <tr> <td>Strongly Disagree</td> <td>0</td> <td>0%</td> </tr> </tbody> </table>	Choice	Number	Percentage	Strongly Agree	32	76.19%	Agree	10	23.81%	Uncertain	0	0%	Disagree	0	0%	Strongly Disagree	0	0%	 <p>● Stron... ● Agree</p>
Choice	Number	Percentage																			
Strongly Agree	32	76.19%																			
Agree	10	23.81%																			
Uncertain	0	0%																			
Disagree	0	0%																			
Strongly Disagree	0	0%																			
18	Feedback on assessment was timely	<table border="1"> <thead> <tr> <th>Choice</th> <th>Number</th> <th>Percentage</th> </tr> </thead> <tbody> <tr> <td>Strongly Agree</td> <td>32</td> <td>76.19%</td> </tr> <tr> <td>Agree</td> <td>10</td> <td>23.81%</td> </tr> <tr> <td>Uncertain</td> <td>0</td> <td>0%</td> </tr> <tr> <td>Disagree</td> <td>0</td> <td>0%</td> </tr> <tr> <td>Strongly Disagree</td> <td>0</td> <td>0%</td> </tr> </tbody> </table>	Choice	Number	Percentage	Strongly Agree	32	76.19%	Agree	10	23.81%	Uncertain	0	0%	Disagree	0	0%	Strongly Disagree	0	0%	 <p>● Stron... ● Agree</p>
Choice	Number	Percentage																			
Strongly Agree	32	76.19%																			
Agree	10	23.81%																			
Uncertain	0	0%																			
Disagree	0	0%																			
Strongly Disagree	0	0%																			
19	Feedback on assessment was helpful	<table border="1"> <thead> <tr> <th>Choice</th> <th>Number</th> <th>Percentage</th> </tr> </thead> <tbody> <tr> <td>Strongly Agree</td> <td>32</td> <td>76.19%</td> </tr> <tr> <td>Agree</td> <td>10</td> <td>23.81%</td> </tr> <tr> <td>Uncertain</td> <td>0</td> <td>0%</td> </tr> <tr> <td>Disagree</td> <td>0</td> <td>0%</td> </tr> <tr> <td>Strongly Disagree</td> <td>0</td> <td>0%</td> </tr> </tbody> </table>	Choice	Number	Percentage	Strongly Agree	32	76.19%	Agree	10	23.81%	Uncertain	0	0%	Disagree	0	0%	Strongly Disagree	0	0%	 <p>● Stron... ● Agree</p>
Choice	Number	Percentage																			
Strongly Agree	32	76.19%																			
Agree	10	23.81%																			
Uncertain	0	0%																			
Disagree	0	0%																			
Strongly Disagree	0	0%																			

20	I understood the lectures	<table border="1"> <thead> <tr> <th>Choice</th> <th>Number</th> <th>Percentage</th> </tr> </thead> <tbody> <tr> <td>Strongly Agree</td> <td>32</td> <td>76.19%</td> </tr> <tr> <td>Agree</td> <td>10</td> <td>23.81%</td> </tr> <tr> <td>Uncertain</td> <td>0</td> <td>0%</td> </tr> <tr> <td>Disagree</td> <td>0</td> <td>0%</td> </tr> <tr> <td>Strongly Disagree</td> <td>0</td> <td>0%</td> </tr> </tbody> </table>	Choice	Number	Percentage	Strongly Agree	32	76.19%	Agree	10	23.81%	Uncertain	0	0%	Disagree	0	0%	Strongly Disagree	0	0%	 <p>● Stron... ● Agree</p>
Choice	Number	Percentage																			
Strongly Agree	32	76.19%																			
Agree	10	23.81%																			
Uncertain	0	0%																			
Disagree	0	0%																			
Strongly Disagree	0	0%																			
21	The material was well organized and presented	<table border="1"> <thead> <tr> <th>Choice</th> <th>Number</th> <th>Percentage</th> </tr> </thead> <tbody> <tr> <td>Strongly Agree</td> <td>32</td> <td>76.19%</td> </tr> <tr> <td>Agree</td> <td>10</td> <td>23.81%</td> </tr> <tr> <td>Uncertain</td> <td>0</td> <td>0%</td> </tr> <tr> <td>Disagree</td> <td>0</td> <td>0%</td> </tr> <tr> <td>Strongly Disagree</td> <td>0</td> <td>0%</td> </tr> </tbody> </table>	Choice	Number	Percentage	Strongly Agree	32	76.19%	Agree	10	23.81%	Uncertain	0	0%	Disagree	0	0%	Strongly Disagree	0	0%	 <p>● Stron... ● Agree</p>
Choice	Number	Percentage																			
Strongly Agree	32	76.19%																			
Agree	10	23.81%																			
Uncertain	0	0%																			
Disagree	0	0%																			
Strongly Disagree	0	0%																			
22	The instructor was responsive to student needs and problems	<table border="1"> <thead> <tr> <th>Choice</th> <th>Number</th> <th>Percentage</th> </tr> </thead> <tbody> <tr> <td>Strongly Agree</td> <td>32</td> <td>76.19%</td> </tr> <tr> <td>Agree</td> <td>10</td> <td>23.81%</td> </tr> <tr> <td>Uncertain</td> <td>0</td> <td>0%</td> </tr> <tr> <td>Disagree</td> <td>0</td> <td>0%</td> </tr> <tr> <td>Strongly Disagree</td> <td>0</td> <td>0%</td> </tr> </tbody> </table>	Choice	Number	Percentage	Strongly Agree	32	76.19%	Agree	10	23.81%	Uncertain	0	0%	Disagree	0	0%	Strongly Disagree	0	0%	 <p>● Stron... ● Agree</p>
Choice	Number	Percentage																			
Strongly Agree	32	76.19%																			
Agree	10	23.81%																			
Uncertain	0	0%																			
Disagree	0	0%																			
Strongly Disagree	0	0%																			
23	Had the instructor been regular throughout the course	<table border="1"> <thead> <tr> <th>Choice</th> <th>Number</th> <th>Percentage</th> </tr> </thead> <tbody> <tr> <td>Strongly Agree</td> <td>32</td> <td>76.19%</td> </tr> <tr> <td>Agree</td> <td>10</td> <td>23.81%</td> </tr> <tr> <td>Uncertain</td> <td>0</td> <td>0%</td> </tr> <tr> <td>Disagree</td> <td>0</td> <td>0%</td> </tr> <tr> <td>Strongly Disagree</td> <td>0</td> <td>0%</td> </tr> </tbody> </table>	Choice	Number	Percentage	Strongly Agree	32	76.19%	Agree	10	23.81%	Uncertain	0	0%	Disagree	0	0%	Strongly Disagree	0	0%	 <p>● Stron... ● Agree</p>
Choice	Number	Percentage																			
Strongly Agree	32	76.19%																			
Agree	10	23.81%																			
Uncertain	0	0%																			
Disagree	0	0%																			
Strongly Disagree	0	0%																			
24	The material in the tutorials was useful	<table border="1"> <thead> <tr> <th>Choice</th> <th>Number</th> <th>Percentage</th> </tr> </thead> <tbody> <tr> <td>Strongly Agree</td> <td>32</td> <td>76.19%</td> </tr> <tr> <td>Agree</td> <td>10</td> <td>23.81%</td> </tr> <tr> <td>Uncertain</td> <td>0</td> <td>0%</td> </tr> <tr> <td>Disagree</td> <td>0</td> <td>0%</td> </tr> <tr> <td>Strongly Disagree</td> <td>0</td> <td>0%</td> </tr> </tbody> </table>	Choice	Number	Percentage	Strongly Agree	32	76.19%	Agree	10	23.81%	Uncertain	0	0%	Disagree	0	0%	Strongly Disagree	0	0%	 <p>● Stron... ● Agree</p>
Choice	Number	Percentage																			
Strongly Agree	32	76.19%																			
Agree	10	23.81%																			
Uncertain	0	0%																			
Disagree	0	0%																			
Strongly Disagree	0	0%																			

25	I was happy with the amount of work needed for tutorials	<table border="1"> <thead> <tr> <th>Choice</th> <th>Number</th> <th>Percentage</th> </tr> </thead> <tbody> <tr> <td>Strongly Agree</td> <td>32</td> <td>76.19%</td> </tr> <tr> <td>Agree</td> <td>9</td> <td>21.43%</td> </tr> <tr> <td>Uncertain</td> <td>1</td> <td>2.38%</td> </tr> <tr> <td>Disagree</td> <td>0</td> <td>0%</td> </tr> <tr> <td>Strongly Disagree</td> <td>0</td> <td>0%</td> </tr> </tbody> </table>	Choice	Number	Percentage	Strongly Agree	32	76.19%	Agree	9	21.43%	Uncertain	1	2.38%	Disagree	0	0%	Strongly Disagree	0	0%	 <p>76.2%</p> <ul style="list-style-type: none"> ● Stron... ● Agree ● Unce...
Choice	Number	Percentage																			
Strongly Agree	32	76.19%																			
Agree	9	21.43%																			
Uncertain	1	2.38%																			
Disagree	0	0%																			
Strongly Disagree	0	0%																			
26	The tutor dealt effectively with my problems	<table border="1"> <thead> <tr> <th>Choice</th> <th>Number</th> <th>Percentage</th> </tr> </thead> <tbody> <tr> <td>Strongly Agree</td> <td>31</td> <td>73.81%</td> </tr> <tr> <td>Agree</td> <td>11</td> <td>26.19%</td> </tr> <tr> <td>Uncertain</td> <td>0</td> <td>0%</td> </tr> <tr> <td>Disagree</td> <td>0</td> <td>0%</td> </tr> <tr> <td>Strongly Disagree</td> <td>0</td> <td>0%</td> </tr> </tbody> </table>	Choice	Number	Percentage	Strongly Agree	31	73.81%	Agree	11	26.19%	Uncertain	0	0%	Disagree	0	0%	Strongly Disagree	0	0%	 <p>73.8%</p> <ul style="list-style-type: none"> ● Stron... ● Agree
Choice	Number	Percentage																			
Strongly Agree	31	73.81%																			
Agree	11	26.19%																			
Uncertain	0	0%																			
Disagree	0	0%																			
Strongly Disagree	0	0%																			
27	The material in the practicals was useful	<table border="1"> <thead> <tr> <th>Choice</th> <th>Number</th> <th>Percentage</th> </tr> </thead> <tbody> <tr> <td>Strongly Agree</td> <td>31</td> <td>73.81%</td> </tr> <tr> <td>Agree</td> <td>11</td> <td>26.19%</td> </tr> <tr> <td>Uncertain</td> <td>0</td> <td>0%</td> </tr> <tr> <td>Disagree</td> <td>0</td> <td>0%</td> </tr> <tr> <td>Strongly Disagree</td> <td>0</td> <td>0%</td> </tr> </tbody> </table>	Choice	Number	Percentage	Strongly Agree	31	73.81%	Agree	11	26.19%	Uncertain	0	0%	Disagree	0	0%	Strongly Disagree	0	0%	 <p>73.8%</p> <ul style="list-style-type: none"> ● Stron... ● Agree
Choice	Number	Percentage																			
Strongly Agree	31	73.81%																			
Agree	11	26.19%																			
Uncertain	0	0%																			
Disagree	0	0%																			
Strongly Disagree	0	0%																			
28	The demonstrators dealt effectively with my problems	<table border="1"> <thead> <tr> <th>Choice</th> <th>Number</th> <th>Percentage</th> </tr> </thead> <tbody> <tr> <td>Strongly Agree</td> <td>31</td> <td>73.81%</td> </tr> <tr> <td>Agree</td> <td>11</td> <td>26.19%</td> </tr> <tr> <td>Uncertain</td> <td>0</td> <td>0%</td> </tr> <tr> <td>Disagree</td> <td>0</td> <td>0%</td> </tr> <tr> <td>Strongly Disagree</td> <td>0</td> <td>0%</td> </tr> </tbody> </table>	Choice	Number	Percentage	Strongly Agree	31	73.81%	Agree	11	26.19%	Uncertain	0	0%	Disagree	0	0%	Strongly Disagree	0	0%	 <p>73.8%</p> <ul style="list-style-type: none"> ● Stron... ● Agree
Choice	Number	Percentage																			
Strongly Agree	31	73.81%																			
Agree	11	26.19%																			
Uncertain	0	0%																			
Disagree	0	0%																			
Strongly Disagree	0	0%																			

29

The best features of the Course were

madam teaching method
teachers
the teacher was really good
ok
Good
yes
best teachers
good
H
good
a
A
a
vey good
out standing.
out standing
asdasd
A
as
.
good
All is well
TEACHERS
ok

Yes
Good
The best features are the teaching method the way ma'am sheeba teaches thts it.
A
good
good
having a perfect teacher
teachers
yes
asdasd
V good
very good
A
a
V good
teachers
a

30

The Course could have been improved by

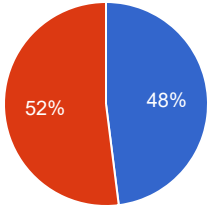
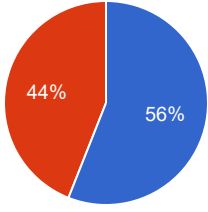
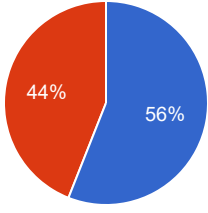
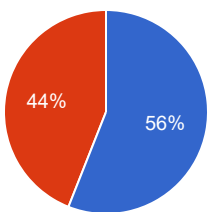
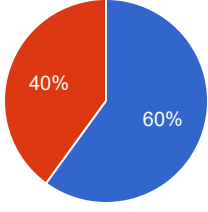
madam
soicity
nothing it was perfect
ok
Teacher
yes
us
good
J
good
a
A
a
wonderfull
out standing.
out standing
asdasd
A
as
.
books
Improve my knowledge
SOCITY
ok

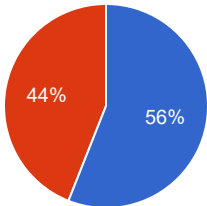
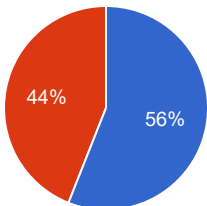
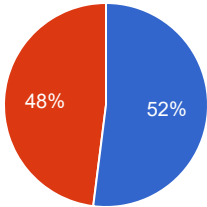
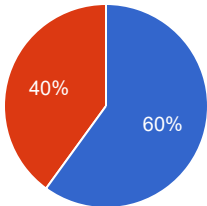
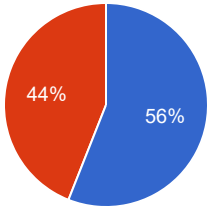
Yes
Good
Ma'am sheeba sadaf
A
mam umZa
good
having more sources to gain information
society
yes
asdasd
V good
good
A
a
V good
society
a

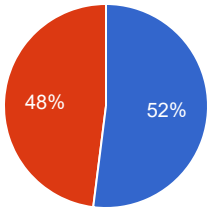
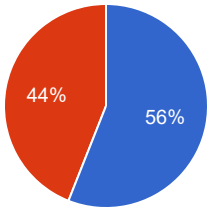
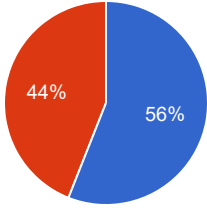
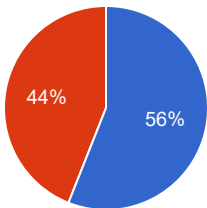
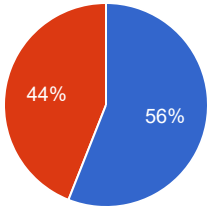
31	The University does not tolerate discrimination on any irrelevant distinction (e.g. race, age, gender) and is committed to work with diversity in a wholly positive way. Please indicate below anything in relation to this Course which may run counter to this objective	ok no ok yes H good a A a amazing asdasd A as . good enough Good OK ok Yes Good Good A good ok asdasd V good AS a V good ok a
----	--	---

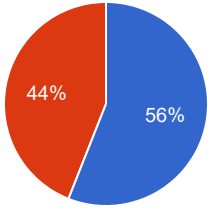
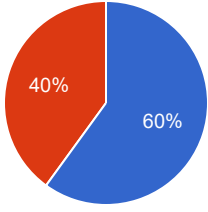
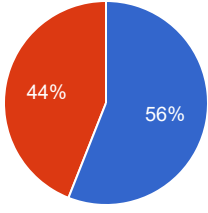
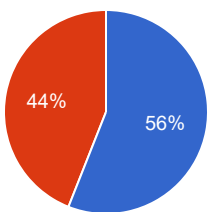
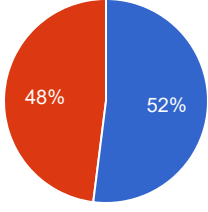
Course Evaluation - Program: 0258

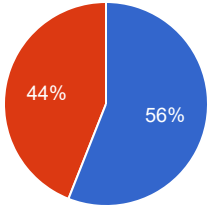
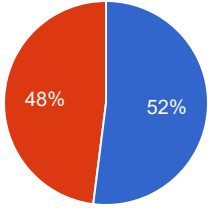
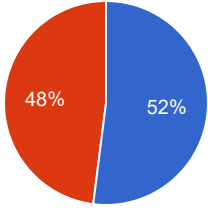
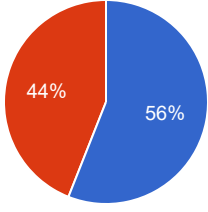
Teacher Name: AHMAD FAROOQ		Course ID: ENG-210 Course Title: Morphology & Syntax - I		Session: 2017 Fall																			
Shift: Morning -- Section:		Total Strength: 44		Attempted: 25																			
S.No	Question	Opinions			Chart																		
1	The course objectives were clear	<table border="1"> <thead> <tr> <th>Choice</th> <th>Number</th> <th>Percentage</th> </tr> </thead> <tbody> <tr> <td>Strongly Agree</td> <td>14</td> <td>56%</td> </tr> <tr> <td>Agree</td> <td>11</td> <td>44%</td> </tr> <tr> <td>Uncertain</td> <td>0</td> <td>0%</td> </tr> <tr> <td>Disagree</td> <td>0</td> <td>0%</td> </tr> <tr> <td>Strongly Disagree</td> <td>0</td> <td>0%</td> </tr> </tbody> </table>	Choice	Number	Percentage	Strongly Agree	14	56%	Agree	11	44%	Uncertain	0	0%	Disagree	0	0%	Strongly Disagree	0	0%	<p>Legend: ● Stron... (blue), ● Agree (red)</p>		
Choice	Number	Percentage																					
Strongly Agree	14	56%																					
Agree	11	44%																					
Uncertain	0	0%																					
Disagree	0	0%																					
Strongly Disagree	0	0%																					
2	The Course workload was manageable	<table border="1"> <thead> <tr> <th>Choice</th> <th>Number</th> <th>Percentage</th> </tr> </thead> <tbody> <tr> <td>Strongly Agree</td> <td>15</td> <td>60%</td> </tr> <tr> <td>Agree</td> <td>10</td> <td>40%</td> </tr> <tr> <td>Uncertain</td> <td>0</td> <td>0%</td> </tr> <tr> <td>Disagree</td> <td>0</td> <td>0%</td> </tr> <tr> <td>Strongly Disagree</td> <td>0</td> <td>0%</td> </tr> </tbody> </table>	Choice	Number	Percentage	Strongly Agree	15	60%	Agree	10	40%	Uncertain	0	0%	Disagree	0	0%	Strongly Disagree	0	0%	<p>Legend: ● Stron... (blue), ● Agree (red)</p>		
Choice	Number	Percentage																					
Strongly Agree	15	60%																					
Agree	10	40%																					
Uncertain	0	0%																					
Disagree	0	0%																					
Strongly Disagree	0	0%																					
3	The Course was well organized (e.g. timely access to materials, notification of changes, etc.)	<table border="1"> <thead> <tr> <th>Choice</th> <th>Number</th> <th>Percentage</th> </tr> </thead> <tbody> <tr> <td>Strongly Agree</td> <td>14</td> <td>56%</td> </tr> <tr> <td>Agree</td> <td>11</td> <td>44%</td> </tr> <tr> <td>Uncertain</td> <td>0</td> <td>0%</td> </tr> <tr> <td>Disagree</td> <td>0</td> <td>0%</td> </tr> <tr> <td>Strongly Disagree</td> <td>0</td> <td>0%</td> </tr> </tbody> </table>	Choice	Number	Percentage	Strongly Agree	14	56%	Agree	11	44%	Uncertain	0	0%	Disagree	0	0%	Strongly Disagree	0	0%	<p>Legend: ● Stron... (blue), ● Agree (red)</p>		
Choice	Number	Percentage																					
Strongly Agree	14	56%																					
Agree	11	44%																					
Uncertain	0	0%																					
Disagree	0	0%																					
Strongly Disagree	0	0%																					
4	I participated actively in the Course	<table border="1"> <thead> <tr> <th>Choice</th> <th>Number</th> <th>Percentage</th> </tr> </thead> <tbody> <tr> <td>Strongly Agree</td> <td>13</td> <td>52%</td> </tr> <tr> <td>Agree</td> <td>12</td> <td>48%</td> </tr> <tr> <td>Uncertain</td> <td>0</td> <td>0%</td> </tr> <tr> <td>Disagree</td> <td>0</td> <td>0%</td> </tr> <tr> <td>Strongly Disagree</td> <td>0</td> <td>0%</td> </tr> </tbody> </table>	Choice	Number	Percentage	Strongly Agree	13	52%	Agree	12	48%	Uncertain	0	0%	Disagree	0	0%	Strongly Disagree	0	0%	<p>Legend: ● Stron... (blue), ● Agree (red)</p>		
Choice	Number	Percentage																					
Strongly Agree	13	52%																					
Agree	12	48%																					
Uncertain	0	0%																					
Disagree	0	0%																					
Strongly Disagree	0	0%																					

5	I think I have made progress in this Course	<table border="1"> <thead> <tr> <th>Choice</th> <th>Number</th> <th>Percentage</th> </tr> </thead> <tbody> <tr> <td>Strongly Agree</td> <td>12</td> <td>48%</td> </tr> <tr> <td>Agree</td> <td>13</td> <td>52%</td> </tr> <tr> <td>Uncertain</td> <td>0</td> <td>0%</td> </tr> <tr> <td>Disagree</td> <td>0</td> <td>0%</td> </tr> <tr> <td>Strongly Disagree</td> <td>0</td> <td>0%</td> </tr> </tbody> </table>	Choice	Number	Percentage	Strongly Agree	12	48%	Agree	13	52%	Uncertain	0	0%	Disagree	0	0%	Strongly Disagree	0	0%	 <p>● Stron... ● Agree</p>
Choice	Number	Percentage																			
Strongly Agree	12	48%																			
Agree	13	52%																			
Uncertain	0	0%																			
Disagree	0	0%																			
Strongly Disagree	0	0%																			
6	I think the Course was well structured to achieve the learning outcomes (there was a good balance of lectures, tutorials, practical etc.)	<table border="1"> <thead> <tr> <th>Choice</th> <th>Number</th> <th>Percentage</th> </tr> </thead> <tbody> <tr> <td>Strongly Agree</td> <td>14</td> <td>56%</td> </tr> <tr> <td>Agree</td> <td>11</td> <td>44%</td> </tr> <tr> <td>Uncertain</td> <td>0</td> <td>0%</td> </tr> <tr> <td>Disagree</td> <td>0</td> <td>0%</td> </tr> <tr> <td>Strongly Disagree</td> <td>0</td> <td>0%</td> </tr> </tbody> </table>	Choice	Number	Percentage	Strongly Agree	14	56%	Agree	11	44%	Uncertain	0	0%	Disagree	0	0%	Strongly Disagree	0	0%	 <p>● Stron... ● Agree</p>
Choice	Number	Percentage																			
Strongly Agree	14	56%																			
Agree	11	44%																			
Uncertain	0	0%																			
Disagree	0	0%																			
Strongly Disagree	0	0%																			
7	The learning and teaching methods encouraged participation	<table border="1"> <thead> <tr> <th>Choice</th> <th>Number</th> <th>Percentage</th> </tr> </thead> <tbody> <tr> <td>Strongly Agree</td> <td>14</td> <td>56%</td> </tr> <tr> <td>Agree</td> <td>11</td> <td>44%</td> </tr> <tr> <td>Uncertain</td> <td>0</td> <td>0%</td> </tr> <tr> <td>Disagree</td> <td>0</td> <td>0%</td> </tr> <tr> <td>Strongly Disagree</td> <td>0</td> <td>0%</td> </tr> </tbody> </table>	Choice	Number	Percentage	Strongly Agree	14	56%	Agree	11	44%	Uncertain	0	0%	Disagree	0	0%	Strongly Disagree	0	0%	 <p>● Stron... ● Agree</p>
Choice	Number	Percentage																			
Strongly Agree	14	56%																			
Agree	11	44%																			
Uncertain	0	0%																			
Disagree	0	0%																			
Strongly Disagree	0	0%																			
8	The overall environment in the class was conducive to learning	<table border="1"> <thead> <tr> <th>Choice</th> <th>Number</th> <th>Percentage</th> </tr> </thead> <tbody> <tr> <td>Strongly Agree</td> <td>14</td> <td>56%</td> </tr> <tr> <td>Agree</td> <td>11</td> <td>44%</td> </tr> <tr> <td>Uncertain</td> <td>0</td> <td>0%</td> </tr> <tr> <td>Disagree</td> <td>0</td> <td>0%</td> </tr> <tr> <td>Strongly Disagree</td> <td>0</td> <td>0%</td> </tr> </tbody> </table>	Choice	Number	Percentage	Strongly Agree	14	56%	Agree	11	44%	Uncertain	0	0%	Disagree	0	0%	Strongly Disagree	0	0%	 <p>● Stron... ● Agree</p>
Choice	Number	Percentage																			
Strongly Agree	14	56%																			
Agree	11	44%																			
Uncertain	0	0%																			
Disagree	0	0%																			
Strongly Disagree	0	0%																			
9	Classrooms were satisfactory	<table border="1"> <thead> <tr> <th>Choice</th> <th>Number</th> <th>Percentage</th> </tr> </thead> <tbody> <tr> <td>Strongly Agree</td> <td>15</td> <td>60%</td> </tr> <tr> <td>Agree</td> <td>10</td> <td>40%</td> </tr> <tr> <td>Uncertain</td> <td>0</td> <td>0%</td> </tr> <tr> <td>Disagree</td> <td>0</td> <td>0%</td> </tr> <tr> <td>Strongly Disagree</td> <td>0</td> <td>0%</td> </tr> </tbody> </table>	Choice	Number	Percentage	Strongly Agree	15	60%	Agree	10	40%	Uncertain	0	0%	Disagree	0	0%	Strongly Disagree	0	0%	 <p>● Stron... ● Agree</p>
Choice	Number	Percentage																			
Strongly Agree	15	60%																			
Agree	10	40%																			
Uncertain	0	0%																			
Disagree	0	0%																			
Strongly Disagree	0	0%																			

10	Learning materials (Lesson Plans, Course Notes etc.) were relevant and useful	<table border="1"> <thead> <tr> <th>Choice</th> <th>Number</th> <th>Percentage</th> </tr> </thead> <tbody> <tr> <td>Strongly Agree</td> <td>14</td> <td>56%</td> </tr> <tr> <td>Agree</td> <td>11</td> <td>44%</td> </tr> <tr> <td>Uncertain</td> <td>0</td> <td>0%</td> </tr> <tr> <td>Disagree</td> <td>0</td> <td>0%</td> </tr> <tr> <td>Strongly Disagree</td> <td>0</td> <td>0%</td> </tr> </tbody> </table>	Choice	Number	Percentage	Strongly Agree	14	56%	Agree	11	44%	Uncertain	0	0%	Disagree	0	0%	Strongly Disagree	0	0%	 <p>● Stron... ● Agree</p>
Choice	Number	Percentage																			
Strongly Agree	14	56%																			
Agree	11	44%																			
Uncertain	0	0%																			
Disagree	0	0%																			
Strongly Disagree	0	0%																			
11	Recommended reading Books etc. were relevant and appropriate	<table border="1"> <thead> <tr> <th>Choice</th> <th>Number</th> <th>Percentage</th> </tr> </thead> <tbody> <tr> <td>Strongly Agree</td> <td>14</td> <td>56%</td> </tr> <tr> <td>Agree</td> <td>11</td> <td>44%</td> </tr> <tr> <td>Uncertain</td> <td>0</td> <td>0%</td> </tr> <tr> <td>Disagree</td> <td>0</td> <td>0%</td> </tr> <tr> <td>Strongly Disagree</td> <td>0</td> <td>0%</td> </tr> </tbody> </table>	Choice	Number	Percentage	Strongly Agree	14	56%	Agree	11	44%	Uncertain	0	0%	Disagree	0	0%	Strongly Disagree	0	0%	 <p>● Stron... ● Agree</p>
Choice	Number	Percentage																			
Strongly Agree	14	56%																			
Agree	11	44%																			
Uncertain	0	0%																			
Disagree	0	0%																			
Strongly Disagree	0	0%																			
12	The provision of learning resources in the library was adequate and appropriate	<table border="1"> <thead> <tr> <th>Choice</th> <th>Number</th> <th>Percentage</th> </tr> </thead> <tbody> <tr> <td>Strongly Agree</td> <td>13</td> <td>52%</td> </tr> <tr> <td>Agree</td> <td>12</td> <td>48%</td> </tr> <tr> <td>Uncertain</td> <td>0</td> <td>0%</td> </tr> <tr> <td>Disagree</td> <td>0</td> <td>0%</td> </tr> <tr> <td>Strongly Disagree</td> <td>0</td> <td>0%</td> </tr> </tbody> </table>	Choice	Number	Percentage	Strongly Agree	13	52%	Agree	12	48%	Uncertain	0	0%	Disagree	0	0%	Strongly Disagree	0	0%	 <p>● Stron... ● Agree</p>
Choice	Number	Percentage																			
Strongly Agree	13	52%																			
Agree	12	48%																			
Uncertain	0	0%																			
Disagree	0	0%																			
Strongly Disagree	0	0%																			
13	The provision of learning resources on the Web was adequate and appropriate (if relevant)	<table border="1"> <thead> <tr> <th>Choice</th> <th>Number</th> <th>Percentage</th> </tr> </thead> <tbody> <tr> <td>Strongly Agree</td> <td>15</td> <td>60%</td> </tr> <tr> <td>Agree</td> <td>10</td> <td>40%</td> </tr> <tr> <td>Uncertain</td> <td>0</td> <td>0%</td> </tr> <tr> <td>Disagree</td> <td>0</td> <td>0%</td> </tr> <tr> <td>Strongly Disagree</td> <td>0</td> <td>0%</td> </tr> </tbody> </table>	Choice	Number	Percentage	Strongly Agree	15	60%	Agree	10	40%	Uncertain	0	0%	Disagree	0	0%	Strongly Disagree	0	0%	 <p>● Stron... ● Agree</p>
Choice	Number	Percentage																			
Strongly Agree	15	60%																			
Agree	10	40%																			
Uncertain	0	0%																			
Disagree	0	0%																			
Strongly Disagree	0	0%																			
14	The Course stimulated my interest and thought on the subject area	<table border="1"> <thead> <tr> <th>Choice</th> <th>Number</th> <th>Percentage</th> </tr> </thead> <tbody> <tr> <td>Strongly Agree</td> <td>14</td> <td>56%</td> </tr> <tr> <td>Agree</td> <td>11</td> <td>44%</td> </tr> <tr> <td>Uncertain</td> <td>0</td> <td>0%</td> </tr> <tr> <td>Disagree</td> <td>0</td> <td>0%</td> </tr> <tr> <td>Strongly Disagree</td> <td>0</td> <td>0%</td> </tr> </tbody> </table>	Choice	Number	Percentage	Strongly Agree	14	56%	Agree	11	44%	Uncertain	0	0%	Disagree	0	0%	Strongly Disagree	0	0%	 <p>● Stron... ● Agree</p>
Choice	Number	Percentage																			
Strongly Agree	14	56%																			
Agree	11	44%																			
Uncertain	0	0%																			
Disagree	0	0%																			
Strongly Disagree	0	0%																			

15	The pace of the Course was appropriate	<table border="1"> <thead> <tr> <th>Choice</th> <th>Number</th> <th>Percentage</th> </tr> </thead> <tbody> <tr> <td>Strongly Agree</td> <td>13</td> <td>52%</td> </tr> <tr> <td>Agree</td> <td>12</td> <td>48%</td> </tr> <tr> <td>Uncertain</td> <td>0</td> <td>0%</td> </tr> <tr> <td>Disagree</td> <td>0</td> <td>0%</td> </tr> <tr> <td>Strongly Disagree</td> <td>0</td> <td>0%</td> </tr> </tbody> </table>	Choice	Number	Percentage	Strongly Agree	13	52%	Agree	12	48%	Uncertain	0	0%	Disagree	0	0%	Strongly Disagree	0	0%	 <p>● Stron... ● Agree</p>
Choice	Number	Percentage																			
Strongly Agree	13	52%																			
Agree	12	48%																			
Uncertain	0	0%																			
Disagree	0	0%																			
Strongly Disagree	0	0%																			
16	Ideas and concepts were presented clearly	<table border="1"> <thead> <tr> <th>Choice</th> <th>Number</th> <th>Percentage</th> </tr> </thead> <tbody> <tr> <td>Strongly Agree</td> <td>14</td> <td>56%</td> </tr> <tr> <td>Agree</td> <td>11</td> <td>44%</td> </tr> <tr> <td>Uncertain</td> <td>0</td> <td>0%</td> </tr> <tr> <td>Disagree</td> <td>0</td> <td>0%</td> </tr> <tr> <td>Strongly Disagree</td> <td>0</td> <td>0%</td> </tr> </tbody> </table>	Choice	Number	Percentage	Strongly Agree	14	56%	Agree	11	44%	Uncertain	0	0%	Disagree	0	0%	Strongly Disagree	0	0%	 <p>● Stron... ● Agree</p>
Choice	Number	Percentage																			
Strongly Agree	14	56%																			
Agree	11	44%																			
Uncertain	0	0%																			
Disagree	0	0%																			
Strongly Disagree	0	0%																			
17	The method of assessment were reasonable	<table border="1"> <thead> <tr> <th>Choice</th> <th>Number</th> <th>Percentage</th> </tr> </thead> <tbody> <tr> <td>Strongly Agree</td> <td>14</td> <td>56%</td> </tr> <tr> <td>Agree</td> <td>11</td> <td>44%</td> </tr> <tr> <td>Uncertain</td> <td>0</td> <td>0%</td> </tr> <tr> <td>Disagree</td> <td>0</td> <td>0%</td> </tr> <tr> <td>Strongly Disagree</td> <td>0</td> <td>0%</td> </tr> </tbody> </table>	Choice	Number	Percentage	Strongly Agree	14	56%	Agree	11	44%	Uncertain	0	0%	Disagree	0	0%	Strongly Disagree	0	0%	 <p>● Stron... ● Agree</p>
Choice	Number	Percentage																			
Strongly Agree	14	56%																			
Agree	11	44%																			
Uncertain	0	0%																			
Disagree	0	0%																			
Strongly Disagree	0	0%																			
18	Feedback on assessment was timely	<table border="1"> <thead> <tr> <th>Choice</th> <th>Number</th> <th>Percentage</th> </tr> </thead> <tbody> <tr> <td>Strongly Agree</td> <td>14</td> <td>56%</td> </tr> <tr> <td>Agree</td> <td>11</td> <td>44%</td> </tr> <tr> <td>Uncertain</td> <td>0</td> <td>0%</td> </tr> <tr> <td>Disagree</td> <td>0</td> <td>0%</td> </tr> <tr> <td>Strongly Disagree</td> <td>0</td> <td>0%</td> </tr> </tbody> </table>	Choice	Number	Percentage	Strongly Agree	14	56%	Agree	11	44%	Uncertain	0	0%	Disagree	0	0%	Strongly Disagree	0	0%	 <p>● Stron... ● Agree</p>
Choice	Number	Percentage																			
Strongly Agree	14	56%																			
Agree	11	44%																			
Uncertain	0	0%																			
Disagree	0	0%																			
Strongly Disagree	0	0%																			
19	Feedback on assessment was helpful	<table border="1"> <thead> <tr> <th>Choice</th> <th>Number</th> <th>Percentage</th> </tr> </thead> <tbody> <tr> <td>Strongly Agree</td> <td>14</td> <td>56%</td> </tr> <tr> <td>Agree</td> <td>11</td> <td>44%</td> </tr> <tr> <td>Uncertain</td> <td>0</td> <td>0%</td> </tr> <tr> <td>Disagree</td> <td>0</td> <td>0%</td> </tr> <tr> <td>Strongly Disagree</td> <td>0</td> <td>0%</td> </tr> </tbody> </table>	Choice	Number	Percentage	Strongly Agree	14	56%	Agree	11	44%	Uncertain	0	0%	Disagree	0	0%	Strongly Disagree	0	0%	 <p>● Stron... ● Agree</p>
Choice	Number	Percentage																			
Strongly Agree	14	56%																			
Agree	11	44%																			
Uncertain	0	0%																			
Disagree	0	0%																			
Strongly Disagree	0	0%																			

20	I understood the lectures	<table border="1"> <thead> <tr> <th>Choice</th> <th>Number</th> <th>Percentage</th> </tr> </thead> <tbody> <tr> <td>Strongly Agree</td> <td>14</td> <td>56%</td> </tr> <tr> <td>Agree</td> <td>11</td> <td>44%</td> </tr> <tr> <td>Uncertain</td> <td>0</td> <td>0%</td> </tr> <tr> <td>Disagree</td> <td>0</td> <td>0%</td> </tr> <tr> <td>Strongly Disagree</td> <td>0</td> <td>0%</td> </tr> </tbody> </table>	Choice	Number	Percentage	Strongly Agree	14	56%	Agree	11	44%	Uncertain	0	0%	Disagree	0	0%	Strongly Disagree	0	0%	 <p>● Stron... ● Agree</p>
Choice	Number	Percentage																			
Strongly Agree	14	56%																			
Agree	11	44%																			
Uncertain	0	0%																			
Disagree	0	0%																			
Strongly Disagree	0	0%																			
21	The material was well organized and presented	<table border="1"> <thead> <tr> <th>Choice</th> <th>Number</th> <th>Percentage</th> </tr> </thead> <tbody> <tr> <td>Strongly Agree</td> <td>15</td> <td>60%</td> </tr> <tr> <td>Agree</td> <td>10</td> <td>40%</td> </tr> <tr> <td>Uncertain</td> <td>0</td> <td>0%</td> </tr> <tr> <td>Disagree</td> <td>0</td> <td>0%</td> </tr> <tr> <td>Strongly Disagree</td> <td>0</td> <td>0%</td> </tr> </tbody> </table>	Choice	Number	Percentage	Strongly Agree	15	60%	Agree	10	40%	Uncertain	0	0%	Disagree	0	0%	Strongly Disagree	0	0%	 <p>● Stron... ● Agree</p>
Choice	Number	Percentage																			
Strongly Agree	15	60%																			
Agree	10	40%																			
Uncertain	0	0%																			
Disagree	0	0%																			
Strongly Disagree	0	0%																			
22	The instructor was responsive to student needs and problems	<table border="1"> <thead> <tr> <th>Choice</th> <th>Number</th> <th>Percentage</th> </tr> </thead> <tbody> <tr> <td>Strongly Agree</td> <td>14</td> <td>56%</td> </tr> <tr> <td>Agree</td> <td>11</td> <td>44%</td> </tr> <tr> <td>Uncertain</td> <td>0</td> <td>0%</td> </tr> <tr> <td>Disagree</td> <td>0</td> <td>0%</td> </tr> <tr> <td>Strongly Disagree</td> <td>0</td> <td>0%</td> </tr> </tbody> </table>	Choice	Number	Percentage	Strongly Agree	14	56%	Agree	11	44%	Uncertain	0	0%	Disagree	0	0%	Strongly Disagree	0	0%	 <p>● Stron... ● Agree</p>
Choice	Number	Percentage																			
Strongly Agree	14	56%																			
Agree	11	44%																			
Uncertain	0	0%																			
Disagree	0	0%																			
Strongly Disagree	0	0%																			
23	Had the instructor been regular throughout the course	<table border="1"> <thead> <tr> <th>Choice</th> <th>Number</th> <th>Percentage</th> </tr> </thead> <tbody> <tr> <td>Strongly Agree</td> <td>14</td> <td>56%</td> </tr> <tr> <td>Agree</td> <td>11</td> <td>44%</td> </tr> <tr> <td>Uncertain</td> <td>0</td> <td>0%</td> </tr> <tr> <td>Disagree</td> <td>0</td> <td>0%</td> </tr> <tr> <td>Strongly Disagree</td> <td>0</td> <td>0%</td> </tr> </tbody> </table>	Choice	Number	Percentage	Strongly Agree	14	56%	Agree	11	44%	Uncertain	0	0%	Disagree	0	0%	Strongly Disagree	0	0%	 <p>● Stron... ● Agree</p>
Choice	Number	Percentage																			
Strongly Agree	14	56%																			
Agree	11	44%																			
Uncertain	0	0%																			
Disagree	0	0%																			
Strongly Disagree	0	0%																			
24	The material in the tutorials was useful	<table border="1"> <thead> <tr> <th>Choice</th> <th>Number</th> <th>Percentage</th> </tr> </thead> <tbody> <tr> <td>Strongly Agree</td> <td>13</td> <td>52%</td> </tr> <tr> <td>Agree</td> <td>12</td> <td>48%</td> </tr> <tr> <td>Uncertain</td> <td>0</td> <td>0%</td> </tr> <tr> <td>Disagree</td> <td>0</td> <td>0%</td> </tr> <tr> <td>Strongly Disagree</td> <td>0</td> <td>0%</td> </tr> </tbody> </table>	Choice	Number	Percentage	Strongly Agree	13	52%	Agree	12	48%	Uncertain	0	0%	Disagree	0	0%	Strongly Disagree	0	0%	 <p>● Stron... ● Agree</p>
Choice	Number	Percentage																			
Strongly Agree	13	52%																			
Agree	12	48%																			
Uncertain	0	0%																			
Disagree	0	0%																			
Strongly Disagree	0	0%																			

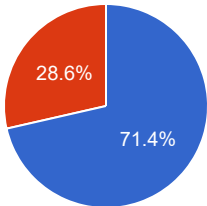
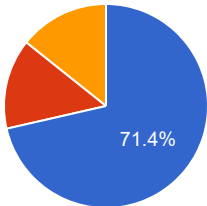
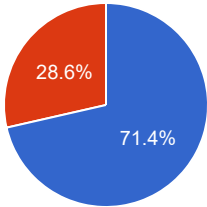
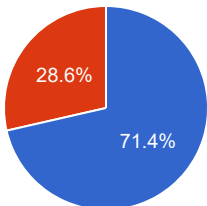
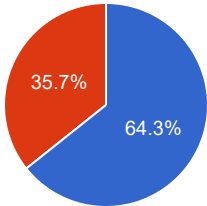
25	I was happy with the amount of work needed for tutorials	<table border="1"> <thead> <tr> <th>Choice</th> <th>Number</th> <th>Percentage</th> </tr> </thead> <tbody> <tr> <td>Strongly Agree</td> <td>14</td> <td>56%</td> </tr> <tr> <td>Agree</td> <td>11</td> <td>44%</td> </tr> <tr> <td>Uncertain</td> <td>0</td> <td>0%</td> </tr> <tr> <td>Disagree</td> <td>0</td> <td>0%</td> </tr> <tr> <td>Strongly Disagree</td> <td>0</td> <td>0%</td> </tr> </tbody> </table>	Choice	Number	Percentage	Strongly Agree	14	56%	Agree	11	44%	Uncertain	0	0%	Disagree	0	0%	Strongly Disagree	0	0%	 <p>● Stron... ● Agree</p>
Choice	Number	Percentage																			
Strongly Agree	14	56%																			
Agree	11	44%																			
Uncertain	0	0%																			
Disagree	0	0%																			
Strongly Disagree	0	0%																			
26	The tutor dealt effectively with my problems	<table border="1"> <thead> <tr> <th>Choice</th> <th>Number</th> <th>Percentage</th> </tr> </thead> <tbody> <tr> <td>Strongly Agree</td> <td>13</td> <td>52%</td> </tr> <tr> <td>Agree</td> <td>12</td> <td>48%</td> </tr> <tr> <td>Uncertain</td> <td>0</td> <td>0%</td> </tr> <tr> <td>Disagree</td> <td>0</td> <td>0%</td> </tr> <tr> <td>Strongly Disagree</td> <td>0</td> <td>0%</td> </tr> </tbody> </table>	Choice	Number	Percentage	Strongly Agree	13	52%	Agree	12	48%	Uncertain	0	0%	Disagree	0	0%	Strongly Disagree	0	0%	 <p>● Stron... ● Agree</p>
Choice	Number	Percentage																			
Strongly Agree	13	52%																			
Agree	12	48%																			
Uncertain	0	0%																			
Disagree	0	0%																			
Strongly Disagree	0	0%																			
27	The material in the practicals was useful	<table border="1"> <thead> <tr> <th>Choice</th> <th>Number</th> <th>Percentage</th> </tr> </thead> <tbody> <tr> <td>Strongly Agree</td> <td>13</td> <td>52%</td> </tr> <tr> <td>Agree</td> <td>12</td> <td>48%</td> </tr> <tr> <td>Uncertain</td> <td>0</td> <td>0%</td> </tr> <tr> <td>Disagree</td> <td>0</td> <td>0%</td> </tr> <tr> <td>Strongly Disagree</td> <td>0</td> <td>0%</td> </tr> </tbody> </table>	Choice	Number	Percentage	Strongly Agree	13	52%	Agree	12	48%	Uncertain	0	0%	Disagree	0	0%	Strongly Disagree	0	0%	 <p>● Stron... ● Agree</p>
Choice	Number	Percentage																			
Strongly Agree	13	52%																			
Agree	12	48%																			
Uncertain	0	0%																			
Disagree	0	0%																			
Strongly Disagree	0	0%																			
28	The demonstrators dealt effectively with my problems	<table border="1"> <thead> <tr> <th>Choice</th> <th>Number</th> <th>Percentage</th> </tr> </thead> <tbody> <tr> <td>Strongly Agree</td> <td>14</td> <td>56%</td> </tr> <tr> <td>Agree</td> <td>11</td> <td>44%</td> </tr> <tr> <td>Uncertain</td> <td>0</td> <td>0%</td> </tr> <tr> <td>Disagree</td> <td>0</td> <td>0%</td> </tr> <tr> <td>Strongly Disagree</td> <td>0</td> <td>0%</td> </tr> </tbody> </table>	Choice	Number	Percentage	Strongly Agree	14	56%	Agree	11	44%	Uncertain	0	0%	Disagree	0	0%	Strongly Disagree	0	0%	 <p>● Stron... ● Agree</p>
Choice	Number	Percentage																			
Strongly Agree	14	56%																			
Agree	11	44%																			
Uncertain	0	0%																			
Disagree	0	0%																			
Strongly Disagree	0	0%																			

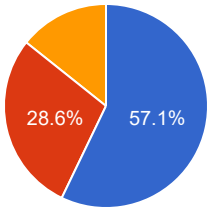
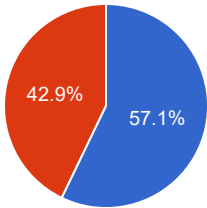
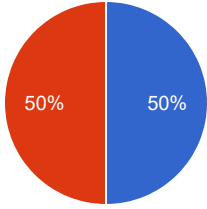
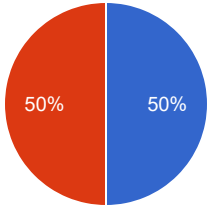
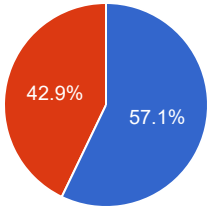
29	The best features of the Course were	<p>improved my knowledge Good Good method very informative Over all Good i cant explan Outstanding G Goos a a the best features of this course were that we learned alot of things according to this course easily Teaching methode To understand about the words and sentence Good Good Good a good Good It was so basic and simple yet so detailed. The method of teaching. Very interesting. its conceptual</p>
30	The Course could have been improved by	<p>nil Good New tricks of method by adding more information It was perfect Good yes Ahmad farooq saib H Good a a the course could have been improved by teacher present knowledge from different resources (books,internet) and also give different examples None Us Good Good Good a good Good It is the best as it is. No need of improvement. Nothing at all. by doing practice</p>

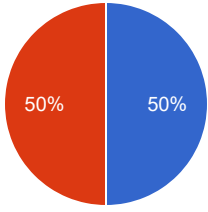
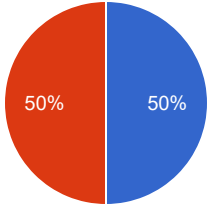
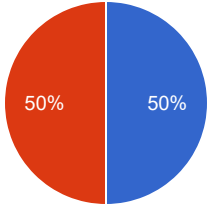
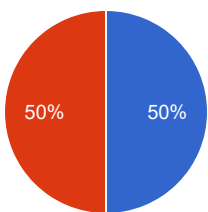
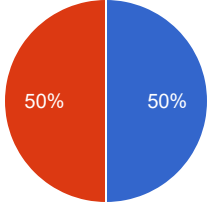
31	<p>The University does not tolerate discrimination on any irrelevant distinction (e.g. race, age, gender) and is committed to work with diversity in a wholly positive way. Please indicate below anything in relation to this Course which may run counter to this objective</p>	<p>nil Good Nothing Good Yes H Good a a no there is nothing in this course which created discrimination No comments Ok Good Good Good a Good nothing</p>
----	---	---

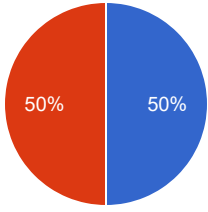
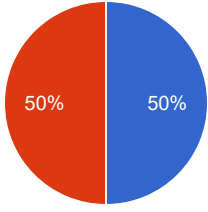
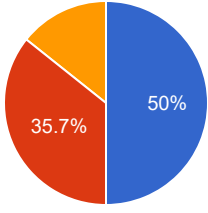
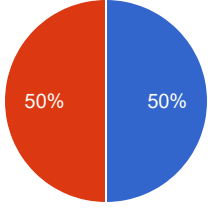
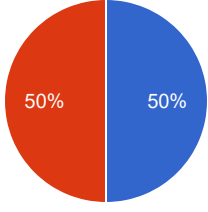
Course Evaluation - Program: 0258

Teacher Name: AHMAD FAROOQ		Course ID: ENG-308 Course Title: Morphology & Syntax - II		Session: 2017 Fall																			
Shift: Morning -- Section:		Total Strength: 18		Attempted: 14																			
S.No	Question	Opinions			Chart																		
1	The course objectives were clear	<table border="1"> <thead> <tr> <th>Choice</th> <th>Number</th> <th>Percentage</th> </tr> </thead> <tbody> <tr> <td>Strongly Agree</td> <td>11</td> <td>78.57%</td> </tr> <tr> <td>Agree</td> <td>3</td> <td>21.43%</td> </tr> <tr> <td>Uncertain</td> <td>0</td> <td>0%</td> </tr> <tr> <td>Disagree</td> <td>0</td> <td>0%</td> </tr> <tr> <td>Strongly Disagree</td> <td>0</td> <td>0%</td> </tr> </tbody> </table>	Choice	Number	Percentage	Strongly Agree	11	78.57%	Agree	3	21.43%	Uncertain	0	0%	Disagree	0	0%	Strongly Disagree	0	0%	<p>A pie chart showing the distribution of responses for the question 'The course objectives were clear'. The chart is divided into two segments: a large blue segment representing 'Strongly Agree' at 78.6%, and a smaller red segment representing 'Agree' at 21.4%. A legend to the right of the chart shows a blue circle for 'Stron...' and a red circle for 'Agree'.</p>		
Choice	Number	Percentage																					
Strongly Agree	11	78.57%																					
Agree	3	21.43%																					
Uncertain	0	0%																					
Disagree	0	0%																					
Strongly Disagree	0	0%																					
2	The Course workload was manageable	<table border="1"> <thead> <tr> <th>Choice</th> <th>Number</th> <th>Percentage</th> </tr> </thead> <tbody> <tr> <td>Strongly Agree</td> <td>8</td> <td>57.14%</td> </tr> <tr> <td>Agree</td> <td>6</td> <td>42.86%</td> </tr> <tr> <td>Uncertain</td> <td>0</td> <td>0%</td> </tr> <tr> <td>Disagree</td> <td>0</td> <td>0%</td> </tr> <tr> <td>Strongly Disagree</td> <td>0</td> <td>0%</td> </tr> </tbody> </table>	Choice	Number	Percentage	Strongly Agree	8	57.14%	Agree	6	42.86%	Uncertain	0	0%	Disagree	0	0%	Strongly Disagree	0	0%	<p>A pie chart showing the distribution of responses for the question 'The Course workload was manageable'. The chart is divided into two segments: a blue segment representing 'Strongly Agree' at 57.1%, and a red segment representing 'Agree' at 42.9%. A legend to the right of the chart shows a blue circle for 'Stron...' and a red circle for 'Agree'.</p>		
Choice	Number	Percentage																					
Strongly Agree	8	57.14%																					
Agree	6	42.86%																					
Uncertain	0	0%																					
Disagree	0	0%																					
Strongly Disagree	0	0%																					
3	The Course was well organized (e.g. timely access to materials, notification of changes, etc.)	<table border="1"> <thead> <tr> <th>Choice</th> <th>Number</th> <th>Percentage</th> </tr> </thead> <tbody> <tr> <td>Strongly Agree</td> <td>8</td> <td>57.14%</td> </tr> <tr> <td>Agree</td> <td>6</td> <td>42.86%</td> </tr> <tr> <td>Uncertain</td> <td>0</td> <td>0%</td> </tr> <tr> <td>Disagree</td> <td>0</td> <td>0%</td> </tr> <tr> <td>Strongly Disagree</td> <td>0</td> <td>0%</td> </tr> </tbody> </table>	Choice	Number	Percentage	Strongly Agree	8	57.14%	Agree	6	42.86%	Uncertain	0	0%	Disagree	0	0%	Strongly Disagree	0	0%	<p>A pie chart showing the distribution of responses for the question 'The Course was well organized (e.g. timely access to materials, notification of changes, etc.)'. The chart is divided into two segments: a blue segment representing 'Strongly Agree' at 57.1%, and a red segment representing 'Agree' at 42.9%. A legend to the right of the chart shows a blue circle for 'Stron...' and a red circle for 'Agree'.</p>		
Choice	Number	Percentage																					
Strongly Agree	8	57.14%																					
Agree	6	42.86%																					
Uncertain	0	0%																					
Disagree	0	0%																					
Strongly Disagree	0	0%																					
4	I participated actively in the Course	<table border="1"> <thead> <tr> <th>Choice</th> <th>Number</th> <th>Percentage</th> </tr> </thead> <tbody> <tr> <td>Strongly Agree</td> <td>10</td> <td>71.43%</td> </tr> <tr> <td>Agree</td> <td>4</td> <td>28.57%</td> </tr> <tr> <td>Uncertain</td> <td>0</td> <td>0%</td> </tr> <tr> <td>Disagree</td> <td>0</td> <td>0%</td> </tr> <tr> <td>Strongly Disagree</td> <td>0</td> <td>0%</td> </tr> </tbody> </table>	Choice	Number	Percentage	Strongly Agree	10	71.43%	Agree	4	28.57%	Uncertain	0	0%	Disagree	0	0%	Strongly Disagree	0	0%	<p>A pie chart showing the distribution of responses for the question 'I participated actively in the Course'. The chart is divided into two segments: a blue segment representing 'Strongly Agree' at 71.4%, and a red segment representing 'Agree' at 28.6%. A legend to the right of the chart shows a blue circle for 'Stron...' and a red circle for 'Agree'.</p>		
Choice	Number	Percentage																					
Strongly Agree	10	71.43%																					
Agree	4	28.57%																					
Uncertain	0	0%																					
Disagree	0	0%																					
Strongly Disagree	0	0%																					

5	I think I have made progress in this Course	<table border="1"> <thead> <tr> <th>Choice</th> <th>Number</th> <th>Percentage</th> </tr> </thead> <tbody> <tr> <td>Strongly Agree</td> <td>10</td> <td>71.43%</td> </tr> <tr> <td>Agree</td> <td>4</td> <td>28.57%</td> </tr> <tr> <td>Uncertain</td> <td>0</td> <td>0%</td> </tr> <tr> <td>Disagree</td> <td>0</td> <td>0%</td> </tr> <tr> <td>Strongly Disagree</td> <td>0</td> <td>0%</td> </tr> </tbody> </table>	Choice	Number	Percentage	Strongly Agree	10	71.43%	Agree	4	28.57%	Uncertain	0	0%	Disagree	0	0%	Strongly Disagree	0	0%	 <p>71.4% 28.6%</p> <ul style="list-style-type: none"> ● Stron... ● Agree
Choice	Number	Percentage																			
Strongly Agree	10	71.43%																			
Agree	4	28.57%																			
Uncertain	0	0%																			
Disagree	0	0%																			
Strongly Disagree	0	0%																			
6	I think the Course was well structured to achieve the learning outcomes (there was a good balance of lectures, tutorials, practical etc.)	<table border="1"> <thead> <tr> <th>Choice</th> <th>Number</th> <th>Percentage</th> </tr> </thead> <tbody> <tr> <td>Strongly Agree</td> <td>10</td> <td>71.43%</td> </tr> <tr> <td>Agree</td> <td>2</td> <td>14.29%</td> </tr> <tr> <td>Uncertain</td> <td>2</td> <td>14.29%</td> </tr> <tr> <td>Disagree</td> <td>0</td> <td>0%</td> </tr> <tr> <td>Strongly Disagree</td> <td>0</td> <td>0%</td> </tr> </tbody> </table>	Choice	Number	Percentage	Strongly Agree	10	71.43%	Agree	2	14.29%	Uncertain	2	14.29%	Disagree	0	0%	Strongly Disagree	0	0%	 <p>71.4%</p> <ul style="list-style-type: none"> ● Stron... ● Agree ● Unce...
Choice	Number	Percentage																			
Strongly Agree	10	71.43%																			
Agree	2	14.29%																			
Uncertain	2	14.29%																			
Disagree	0	0%																			
Strongly Disagree	0	0%																			
7	The learning and teaching methods encouraged participation	<table border="1"> <thead> <tr> <th>Choice</th> <th>Number</th> <th>Percentage</th> </tr> </thead> <tbody> <tr> <td>Strongly Agree</td> <td>10</td> <td>71.43%</td> </tr> <tr> <td>Agree</td> <td>4</td> <td>28.57%</td> </tr> <tr> <td>Uncertain</td> <td>0</td> <td>0%</td> </tr> <tr> <td>Disagree</td> <td>0</td> <td>0%</td> </tr> <tr> <td>Strongly Disagree</td> <td>0</td> <td>0%</td> </tr> </tbody> </table>	Choice	Number	Percentage	Strongly Agree	10	71.43%	Agree	4	28.57%	Uncertain	0	0%	Disagree	0	0%	Strongly Disagree	0	0%	 <p>71.4% 28.6%</p> <ul style="list-style-type: none"> ● Stron... ● Agree
Choice	Number	Percentage																			
Strongly Agree	10	71.43%																			
Agree	4	28.57%																			
Uncertain	0	0%																			
Disagree	0	0%																			
Strongly Disagree	0	0%																			
8	The overall environment in the class was conducive to learning	<table border="1"> <thead> <tr> <th>Choice</th> <th>Number</th> <th>Percentage</th> </tr> </thead> <tbody> <tr> <td>Strongly Agree</td> <td>10</td> <td>71.43%</td> </tr> <tr> <td>Agree</td> <td>4</td> <td>28.57%</td> </tr> <tr> <td>Uncertain</td> <td>0</td> <td>0%</td> </tr> <tr> <td>Disagree</td> <td>0</td> <td>0%</td> </tr> <tr> <td>Strongly Disagree</td> <td>0</td> <td>0%</td> </tr> </tbody> </table>	Choice	Number	Percentage	Strongly Agree	10	71.43%	Agree	4	28.57%	Uncertain	0	0%	Disagree	0	0%	Strongly Disagree	0	0%	 <p>71.4% 28.6%</p> <ul style="list-style-type: none"> ● Stron... ● Agree
Choice	Number	Percentage																			
Strongly Agree	10	71.43%																			
Agree	4	28.57%																			
Uncertain	0	0%																			
Disagree	0	0%																			
Strongly Disagree	0	0%																			
9	Classrooms were satisfactory	<table border="1"> <thead> <tr> <th>Choice</th> <th>Number</th> <th>Percentage</th> </tr> </thead> <tbody> <tr> <td>Strongly Agree</td> <td>9</td> <td>64.29%</td> </tr> <tr> <td>Agree</td> <td>5</td> <td>35.71%</td> </tr> <tr> <td>Uncertain</td> <td>0</td> <td>0%</td> </tr> <tr> <td>Disagree</td> <td>0</td> <td>0%</td> </tr> <tr> <td>Strongly Disagree</td> <td>0</td> <td>0%</td> </tr> </tbody> </table>	Choice	Number	Percentage	Strongly Agree	9	64.29%	Agree	5	35.71%	Uncertain	0	0%	Disagree	0	0%	Strongly Disagree	0	0%	 <p>64.3% 35.7%</p> <ul style="list-style-type: none"> ● Stron... ● Agree
Choice	Number	Percentage																			
Strongly Agree	9	64.29%																			
Agree	5	35.71%																			
Uncertain	0	0%																			
Disagree	0	0%																			
Strongly Disagree	0	0%																			

10	Learning materials (Lesson Plans, Course Notes etc.) were relevant and useful	<table border="1"> <thead> <tr> <th>Choice</th> <th>Number</th> <th>Percentage</th> </tr> </thead> <tbody> <tr> <td>Strongly Agree</td> <td>8</td> <td>57.14%</td> </tr> <tr> <td>Agree</td> <td>4</td> <td>28.57%</td> </tr> <tr> <td>Uncertain</td> <td>2</td> <td>14.29%</td> </tr> <tr> <td>Disagree</td> <td>0</td> <td>0%</td> </tr> <tr> <td>Strongly Disagree</td> <td>0</td> <td>0%</td> </tr> </tbody> </table>	Choice	Number	Percentage	Strongly Agree	8	57.14%	Agree	4	28.57%	Uncertain	2	14.29%	Disagree	0	0%	Strongly Disagree	0	0%	 <p> ● Stron... ● Agree ● Unce... </p>
Choice	Number	Percentage																			
Strongly Agree	8	57.14%																			
Agree	4	28.57%																			
Uncertain	2	14.29%																			
Disagree	0	0%																			
Strongly Disagree	0	0%																			
11	Recommended reading Books etc. were relevant and appropriate	<table border="1"> <thead> <tr> <th>Choice</th> <th>Number</th> <th>Percentage</th> </tr> </thead> <tbody> <tr> <td>Strongly Agree</td> <td>8</td> <td>57.14%</td> </tr> <tr> <td>Agree</td> <td>6</td> <td>42.86%</td> </tr> <tr> <td>Uncertain</td> <td>0</td> <td>0%</td> </tr> <tr> <td>Disagree</td> <td>0</td> <td>0%</td> </tr> <tr> <td>Strongly Disagree</td> <td>0</td> <td>0%</td> </tr> </tbody> </table>	Choice	Number	Percentage	Strongly Agree	8	57.14%	Agree	6	42.86%	Uncertain	0	0%	Disagree	0	0%	Strongly Disagree	0	0%	 <p> ● Stron... ● Agree </p>
Choice	Number	Percentage																			
Strongly Agree	8	57.14%																			
Agree	6	42.86%																			
Uncertain	0	0%																			
Disagree	0	0%																			
Strongly Disagree	0	0%																			
12	The provision of learning resources in the library was adequate and appropriate	<table border="1"> <thead> <tr> <th>Choice</th> <th>Number</th> <th>Percentage</th> </tr> </thead> <tbody> <tr> <td>Strongly Agree</td> <td>7</td> <td>50%</td> </tr> <tr> <td>Agree</td> <td>7</td> <td>50%</td> </tr> <tr> <td>Uncertain</td> <td>0</td> <td>0%</td> </tr> <tr> <td>Disagree</td> <td>0</td> <td>0%</td> </tr> <tr> <td>Strongly Disagree</td> <td>0</td> <td>0%</td> </tr> </tbody> </table>	Choice	Number	Percentage	Strongly Agree	7	50%	Agree	7	50%	Uncertain	0	0%	Disagree	0	0%	Strongly Disagree	0	0%	 <p> ● Stron... ● Agree </p>
Choice	Number	Percentage																			
Strongly Agree	7	50%																			
Agree	7	50%																			
Uncertain	0	0%																			
Disagree	0	0%																			
Strongly Disagree	0	0%																			
13	The provision of learning resources on the Web was adequate and appropriate (if relevant)	<table border="1"> <thead> <tr> <th>Choice</th> <th>Number</th> <th>Percentage</th> </tr> </thead> <tbody> <tr> <td>Strongly Agree</td> <td>7</td> <td>50%</td> </tr> <tr> <td>Agree</td> <td>7</td> <td>50%</td> </tr> <tr> <td>Uncertain</td> <td>0</td> <td>0%</td> </tr> <tr> <td>Disagree</td> <td>0</td> <td>0%</td> </tr> <tr> <td>Strongly Disagree</td> <td>0</td> <td>0%</td> </tr> </tbody> </table>	Choice	Number	Percentage	Strongly Agree	7	50%	Agree	7	50%	Uncertain	0	0%	Disagree	0	0%	Strongly Disagree	0	0%	 <p> ● Stron... ● Agree </p>
Choice	Number	Percentage																			
Strongly Agree	7	50%																			
Agree	7	50%																			
Uncertain	0	0%																			
Disagree	0	0%																			
Strongly Disagree	0	0%																			
14	The Course stimulated my interest and thought on the subject area	<table border="1"> <thead> <tr> <th>Choice</th> <th>Number</th> <th>Percentage</th> </tr> </thead> <tbody> <tr> <td>Strongly Agree</td> <td>8</td> <td>57.14%</td> </tr> <tr> <td>Agree</td> <td>6</td> <td>42.86%</td> </tr> <tr> <td>Uncertain</td> <td>0</td> <td>0%</td> </tr> <tr> <td>Disagree</td> <td>0</td> <td>0%</td> </tr> <tr> <td>Strongly Disagree</td> <td>0</td> <td>0%</td> </tr> </tbody> </table>	Choice	Number	Percentage	Strongly Agree	8	57.14%	Agree	6	42.86%	Uncertain	0	0%	Disagree	0	0%	Strongly Disagree	0	0%	 <p> ● Stron... ● Agree </p>
Choice	Number	Percentage																			
Strongly Agree	8	57.14%																			
Agree	6	42.86%																			
Uncertain	0	0%																			
Disagree	0	0%																			
Strongly Disagree	0	0%																			

15	The pace of the Course was appropriate	<table border="1"> <thead> <tr> <th>Choice</th> <th>Number</th> <th>Percentage</th> </tr> </thead> <tbody> <tr> <td>Strongly Agree</td> <td>7</td> <td>50%</td> </tr> <tr> <td>Agree</td> <td>7</td> <td>50%</td> </tr> <tr> <td>Uncertain</td> <td>0</td> <td>0%</td> </tr> <tr> <td>Disagree</td> <td>0</td> <td>0%</td> </tr> <tr> <td>Strongly Disagree</td> <td>0</td> <td>0%</td> </tr> </tbody> </table>	Choice	Number	Percentage	Strongly Agree	7	50%	Agree	7	50%	Uncertain	0	0%	Disagree	0	0%	Strongly Disagree	0	0%	 <p>● Stron... ● Agree</p>
Choice	Number	Percentage																			
Strongly Agree	7	50%																			
Agree	7	50%																			
Uncertain	0	0%																			
Disagree	0	0%																			
Strongly Disagree	0	0%																			
16	Ideas and concepts were presented clearly	<table border="1"> <thead> <tr> <th>Choice</th> <th>Number</th> <th>Percentage</th> </tr> </thead> <tbody> <tr> <td>Strongly Agree</td> <td>7</td> <td>50%</td> </tr> <tr> <td>Agree</td> <td>7</td> <td>50%</td> </tr> <tr> <td>Uncertain</td> <td>0</td> <td>0%</td> </tr> <tr> <td>Disagree</td> <td>0</td> <td>0%</td> </tr> <tr> <td>Strongly Disagree</td> <td>0</td> <td>0%</td> </tr> </tbody> </table>	Choice	Number	Percentage	Strongly Agree	7	50%	Agree	7	50%	Uncertain	0	0%	Disagree	0	0%	Strongly Disagree	0	0%	 <p>● Stron... ● Agree</p>
Choice	Number	Percentage																			
Strongly Agree	7	50%																			
Agree	7	50%																			
Uncertain	0	0%																			
Disagree	0	0%																			
Strongly Disagree	0	0%																			
17	The method of assessment were reasonable	<table border="1"> <thead> <tr> <th>Choice</th> <th>Number</th> <th>Percentage</th> </tr> </thead> <tbody> <tr> <td>Strongly Agree</td> <td>7</td> <td>50%</td> </tr> <tr> <td>Agree</td> <td>7</td> <td>50%</td> </tr> <tr> <td>Uncertain</td> <td>0</td> <td>0%</td> </tr> <tr> <td>Disagree</td> <td>0</td> <td>0%</td> </tr> <tr> <td>Strongly Disagree</td> <td>0</td> <td>0%</td> </tr> </tbody> </table>	Choice	Number	Percentage	Strongly Agree	7	50%	Agree	7	50%	Uncertain	0	0%	Disagree	0	0%	Strongly Disagree	0	0%	 <p>● Stron... ● Agree</p>
Choice	Number	Percentage																			
Strongly Agree	7	50%																			
Agree	7	50%																			
Uncertain	0	0%																			
Disagree	0	0%																			
Strongly Disagree	0	0%																			
18	Feedback on assessment was timely	<table border="1"> <thead> <tr> <th>Choice</th> <th>Number</th> <th>Percentage</th> </tr> </thead> <tbody> <tr> <td>Strongly Agree</td> <td>7</td> <td>50%</td> </tr> <tr> <td>Agree</td> <td>7</td> <td>50%</td> </tr> <tr> <td>Uncertain</td> <td>0</td> <td>0%</td> </tr> <tr> <td>Disagree</td> <td>0</td> <td>0%</td> </tr> <tr> <td>Strongly Disagree</td> <td>0</td> <td>0%</td> </tr> </tbody> </table>	Choice	Number	Percentage	Strongly Agree	7	50%	Agree	7	50%	Uncertain	0	0%	Disagree	0	0%	Strongly Disagree	0	0%	 <p>● Stron... ● Agree</p>
Choice	Number	Percentage																			
Strongly Agree	7	50%																			
Agree	7	50%																			
Uncertain	0	0%																			
Disagree	0	0%																			
Strongly Disagree	0	0%																			
19	Feedback on assessment was helpful	<table border="1"> <thead> <tr> <th>Choice</th> <th>Number</th> <th>Percentage</th> </tr> </thead> <tbody> <tr> <td>Strongly Agree</td> <td>7</td> <td>50%</td> </tr> <tr> <td>Agree</td> <td>7</td> <td>50%</td> </tr> <tr> <td>Uncertain</td> <td>0</td> <td>0%</td> </tr> <tr> <td>Disagree</td> <td>0</td> <td>0%</td> </tr> <tr> <td>Strongly Disagree</td> <td>0</td> <td>0%</td> </tr> </tbody> </table>	Choice	Number	Percentage	Strongly Agree	7	50%	Agree	7	50%	Uncertain	0	0%	Disagree	0	0%	Strongly Disagree	0	0%	 <p>● Stron... ● Agree</p>
Choice	Number	Percentage																			
Strongly Agree	7	50%																			
Agree	7	50%																			
Uncertain	0	0%																			
Disagree	0	0%																			
Strongly Disagree	0	0%																			

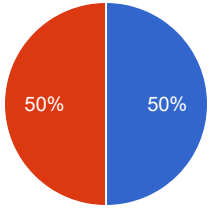
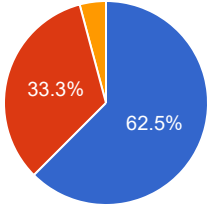
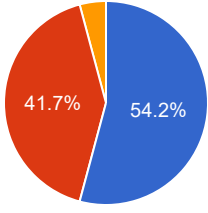
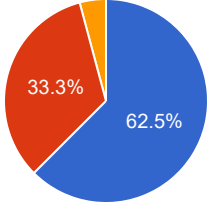
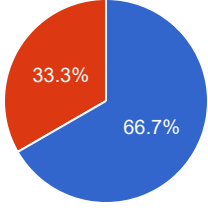
20	I understood the lectures	<table border="1"> <thead> <tr> <th>Choice</th> <th>Number</th> <th>Percentage</th> </tr> </thead> <tbody> <tr> <td>Strongly Agree</td> <td>7</td> <td>50%</td> </tr> <tr> <td>Agree</td> <td>7</td> <td>50%</td> </tr> <tr> <td>Uncertain</td> <td>0</td> <td>0%</td> </tr> <tr> <td>Disagree</td> <td>0</td> <td>0%</td> </tr> <tr> <td>Strongly Disagree</td> <td>0</td> <td>0%</td> </tr> </tbody> </table>	Choice	Number	Percentage	Strongly Agree	7	50%	Agree	7	50%	Uncertain	0	0%	Disagree	0	0%	Strongly Disagree	0	0%	 <p>● Stron... ● Agree</p>
Choice	Number	Percentage																			
Strongly Agree	7	50%																			
Agree	7	50%																			
Uncertain	0	0%																			
Disagree	0	0%																			
Strongly Disagree	0	0%																			
21	The material was well organized and presented	<table border="1"> <thead> <tr> <th>Choice</th> <th>Number</th> <th>Percentage</th> </tr> </thead> <tbody> <tr> <td>Strongly Agree</td> <td>7</td> <td>50%</td> </tr> <tr> <td>Agree</td> <td>7</td> <td>50%</td> </tr> <tr> <td>Uncertain</td> <td>0</td> <td>0%</td> </tr> <tr> <td>Disagree</td> <td>0</td> <td>0%</td> </tr> <tr> <td>Strongly Disagree</td> <td>0</td> <td>0%</td> </tr> </tbody> </table>	Choice	Number	Percentage	Strongly Agree	7	50%	Agree	7	50%	Uncertain	0	0%	Disagree	0	0%	Strongly Disagree	0	0%	 <p>● Stron... ● Agree</p>
Choice	Number	Percentage																			
Strongly Agree	7	50%																			
Agree	7	50%																			
Uncertain	0	0%																			
Disagree	0	0%																			
Strongly Disagree	0	0%																			
22	The instructor was responsive to student needs and problems	<table border="1"> <thead> <tr> <th>Choice</th> <th>Number</th> <th>Percentage</th> </tr> </thead> <tbody> <tr> <td>Strongly Agree</td> <td>7</td> <td>50%</td> </tr> <tr> <td>Agree</td> <td>5</td> <td>35.71%</td> </tr> <tr> <td>Uncertain</td> <td>2</td> <td>14.29%</td> </tr> <tr> <td>Disagree</td> <td>0</td> <td>0%</td> </tr> <tr> <td>Strongly Disagree</td> <td>0</td> <td>0%</td> </tr> </tbody> </table>	Choice	Number	Percentage	Strongly Agree	7	50%	Agree	5	35.71%	Uncertain	2	14.29%	Disagree	0	0%	Strongly Disagree	0	0%	 <p>● Stron... ● Agree ● Unce...</p>
Choice	Number	Percentage																			
Strongly Agree	7	50%																			
Agree	5	35.71%																			
Uncertain	2	14.29%																			
Disagree	0	0%																			
Strongly Disagree	0	0%																			
23	Had the instructor been regular throughout the course	<table border="1"> <thead> <tr> <th>Choice</th> <th>Number</th> <th>Percentage</th> </tr> </thead> <tbody> <tr> <td>Strongly Agree</td> <td>7</td> <td>50%</td> </tr> <tr> <td>Agree</td> <td>7</td> <td>50%</td> </tr> <tr> <td>Uncertain</td> <td>0</td> <td>0%</td> </tr> <tr> <td>Disagree</td> <td>0</td> <td>0%</td> </tr> <tr> <td>Strongly Disagree</td> <td>0</td> <td>0%</td> </tr> </tbody> </table>	Choice	Number	Percentage	Strongly Agree	7	50%	Agree	7	50%	Uncertain	0	0%	Disagree	0	0%	Strongly Disagree	0	0%	 <p>● Stron... ● Agree</p>
Choice	Number	Percentage																			
Strongly Agree	7	50%																			
Agree	7	50%																			
Uncertain	0	0%																			
Disagree	0	0%																			
Strongly Disagree	0	0%																			
24	The material in the tutorials was useful	<table border="1"> <thead> <tr> <th>Choice</th> <th>Number</th> <th>Percentage</th> </tr> </thead> <tbody> <tr> <td>Strongly Agree</td> <td>7</td> <td>50%</td> </tr> <tr> <td>Agree</td> <td>7</td> <td>50%</td> </tr> <tr> <td>Uncertain</td> <td>0</td> <td>0%</td> </tr> <tr> <td>Disagree</td> <td>0</td> <td>0%</td> </tr> <tr> <td>Strongly Disagree</td> <td>0</td> <td>0%</td> </tr> </tbody> </table>	Choice	Number	Percentage	Strongly Agree	7	50%	Agree	7	50%	Uncertain	0	0%	Disagree	0	0%	Strongly Disagree	0	0%	 <p>● Stron... ● Agree</p>
Choice	Number	Percentage																			
Strongly Agree	7	50%																			
Agree	7	50%																			
Uncertain	0	0%																			
Disagree	0	0%																			
Strongly Disagree	0	0%																			

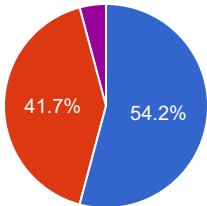
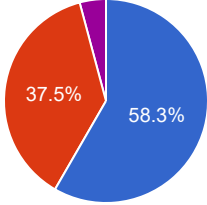
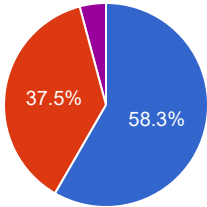
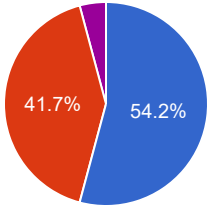
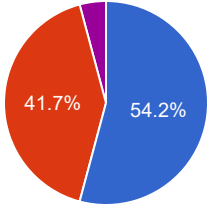
25	I was happy with the amount of work needed for tutorials	<table border="1"> <thead> <tr> <th>Choice</th> <th>Number</th> <th>Percentage</th> </tr> </thead> <tbody> <tr> <td>Strongly Agree</td> <td>6</td> <td>42.86%</td> </tr> <tr> <td>Agree</td> <td>6</td> <td>42.86%</td> </tr> <tr> <td>Uncertain</td> <td>2</td> <td>14.29%</td> </tr> <tr> <td>Disagree</td> <td>0</td> <td>0%</td> </tr> <tr> <td>Strongly Disagree</td> <td>0</td> <td>0%</td> </tr> </tbody> </table>	Choice	Number	Percentage	Strongly Agree	6	42.86%	Agree	6	42.86%	Uncertain	2	14.29%	Disagree	0	0%	Strongly Disagree	0	0%	<p>Legend: ● Stron... ● Agree ● Unce...</p>
Choice	Number	Percentage																			
Strongly Agree	6	42.86%																			
Agree	6	42.86%																			
Uncertain	2	14.29%																			
Disagree	0	0%																			
Strongly Disagree	0	0%																			
26	The tutor dealt effectively with my problems	<table border="1"> <thead> <tr> <th>Choice</th> <th>Number</th> <th>Percentage</th> </tr> </thead> <tbody> <tr> <td>Strongly Agree</td> <td>7</td> <td>50%</td> </tr> <tr> <td>Agree</td> <td>7</td> <td>50%</td> </tr> <tr> <td>Uncertain</td> <td>0</td> <td>0%</td> </tr> <tr> <td>Disagree</td> <td>0</td> <td>0%</td> </tr> <tr> <td>Strongly Disagree</td> <td>0</td> <td>0%</td> </tr> </tbody> </table>	Choice	Number	Percentage	Strongly Agree	7	50%	Agree	7	50%	Uncertain	0	0%	Disagree	0	0%	Strongly Disagree	0	0%	<p>Legend: ● Stron... ● Agree</p>
Choice	Number	Percentage																			
Strongly Agree	7	50%																			
Agree	7	50%																			
Uncertain	0	0%																			
Disagree	0	0%																			
Strongly Disagree	0	0%																			
27	The material in the practicals was useful	<table border="1"> <thead> <tr> <th>Choice</th> <th>Number</th> <th>Percentage</th> </tr> </thead> <tbody> <tr> <td>Strongly Agree</td> <td>8</td> <td>57.14%</td> </tr> <tr> <td>Agree</td> <td>6</td> <td>42.86%</td> </tr> <tr> <td>Uncertain</td> <td>0</td> <td>0%</td> </tr> <tr> <td>Disagree</td> <td>0</td> <td>0%</td> </tr> <tr> <td>Strongly Disagree</td> <td>0</td> <td>0%</td> </tr> </tbody> </table>	Choice	Number	Percentage	Strongly Agree	8	57.14%	Agree	6	42.86%	Uncertain	0	0%	Disagree	0	0%	Strongly Disagree	0	0%	<p>Legend: ● Stron... ● Agree</p>
Choice	Number	Percentage																			
Strongly Agree	8	57.14%																			
Agree	6	42.86%																			
Uncertain	0	0%																			
Disagree	0	0%																			
Strongly Disagree	0	0%																			
28	The demonstrators dealt effectively with my problems	<table border="1"> <thead> <tr> <th>Choice</th> <th>Number</th> <th>Percentage</th> </tr> </thead> <tbody> <tr> <td>Strongly Agree</td> <td>8</td> <td>57.14%</td> </tr> <tr> <td>Agree</td> <td>4</td> <td>28.57%</td> </tr> <tr> <td>Uncertain</td> <td>2</td> <td>14.29%</td> </tr> <tr> <td>Disagree</td> <td>0</td> <td>0%</td> </tr> <tr> <td>Strongly Disagree</td> <td>0</td> <td>0%</td> </tr> </tbody> </table>	Choice	Number	Percentage	Strongly Agree	8	57.14%	Agree	4	28.57%	Uncertain	2	14.29%	Disagree	0	0%	Strongly Disagree	0	0%	<p>Legend: ● Stron... ● Agree ● Unce...</p>
Choice	Number	Percentage																			
Strongly Agree	8	57.14%																			
Agree	4	28.57%																			
Uncertain	2	14.29%																			
Disagree	0	0%																			
Strongly Disagree	0	0%																			
29	The best features of the Course were	<p>X bar theory Good The best feature of the course was predicate..connotations and denotations practiced very well easy ok good good Fair good All no comments It helped to learn new concepts in the field of linguistics. Satisfied</p>																			

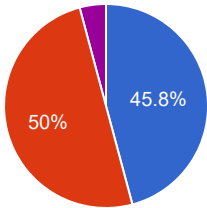
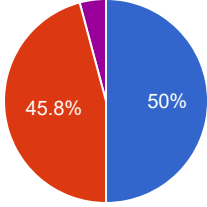
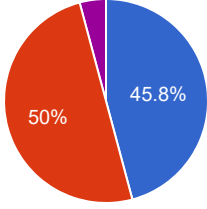
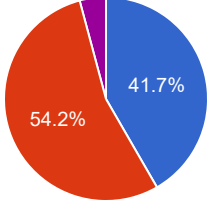
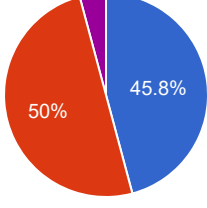
30	The Course could have been improved by	Yes Good improved by adding new knowledge in the course one and only Sir Ahmad farooq good ok good good Fair good None no comments By adding more and more new concepts. None
31	The University does not tolerate discrimination on any irrelevant distinction (e.g. race, age, gender) and is committed to work with diversity in a wholly positive way. Please indicate below anything in relation to this Course which may run counter to this objective	Good Good amazing university ever good clear good good Fair good no comments The teacher provides equal oppurtunities to all students. None

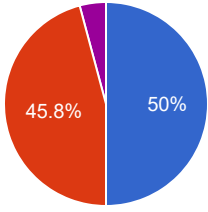
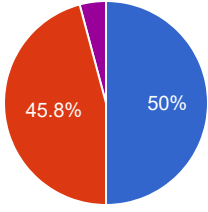
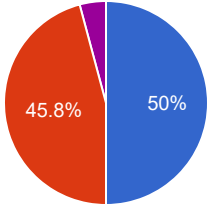
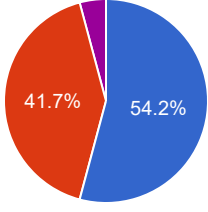
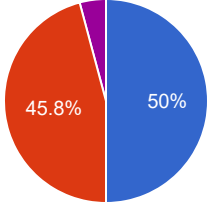
Course Evaluation - Program: 0258

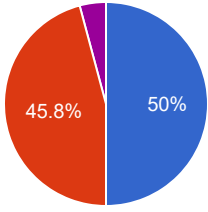
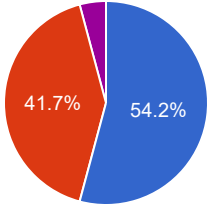
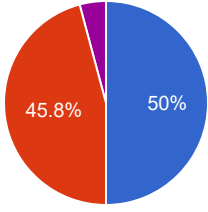
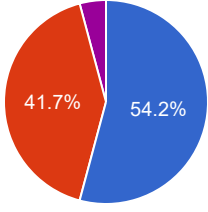
Teacher Name: UNSA FAHIM KHAN		Course ID: ENG-102 Course Title: Technical Report Writing		Session: 2017 Fall																			
Shift: Morning -- Section:		Total Strength: 44		Attempted: 24																			
S.No	Question	Opinions			Chart																		
1	The course objectives were clear	<table border="1"> <thead> <tr> <th>Choice</th> <th>Number</th> <th>Percentage</th> </tr> </thead> <tbody> <tr> <td>Strongly Agree</td> <td>14</td> <td>58.33%</td> </tr> <tr> <td>Agree</td> <td>9</td> <td>37.5%</td> </tr> <tr> <td>Uncertain</td> <td>0</td> <td>0%</td> </tr> <tr> <td>Disagree</td> <td>0</td> <td>0%</td> </tr> <tr> <td>Strongly Disagree</td> <td>1</td> <td>4.17%</td> </tr> </tbody> </table>	Choice	Number	Percentage	Strongly Agree	14	58.33%	Agree	9	37.5%	Uncertain	0	0%	Disagree	0	0%	Strongly Disagree	1	4.17%	<p>Legend: Strongly Agree (blue), Agree (orange), Strongly Disagree (purple)</p>		
Choice	Number	Percentage																					
Strongly Agree	14	58.33%																					
Agree	9	37.5%																					
Uncertain	0	0%																					
Disagree	0	0%																					
Strongly Disagree	1	4.17%																					
2	The Course workload was manageable	<table border="1"> <thead> <tr> <th>Choice</th> <th>Number</th> <th>Percentage</th> </tr> </thead> <tbody> <tr> <td>Strongly Agree</td> <td>11</td> <td>45.83%</td> </tr> <tr> <td>Agree</td> <td>12</td> <td>50%</td> </tr> <tr> <td>Uncertain</td> <td>0</td> <td>0%</td> </tr> <tr> <td>Disagree</td> <td>0</td> <td>0%</td> </tr> <tr> <td>Strongly Disagree</td> <td>1</td> <td>4.17%</td> </tr> </tbody> </table>	Choice	Number	Percentage	Strongly Agree	11	45.83%	Agree	12	50%	Uncertain	0	0%	Disagree	0	0%	Strongly Disagree	1	4.17%	<p>Legend: Strongly Agree (blue), Agree (orange), Strongly Disagree (purple)</p>		
Choice	Number	Percentage																					
Strongly Agree	11	45.83%																					
Agree	12	50%																					
Uncertain	0	0%																					
Disagree	0	0%																					
Strongly Disagree	1	4.17%																					
3	The Course was well organized (e.g. timely access to materials, notification of changes, etc.)	<table border="1"> <thead> <tr> <th>Choice</th> <th>Number</th> <th>Percentage</th> </tr> </thead> <tbody> <tr> <td>Strongly Agree</td> <td>12</td> <td>50%</td> </tr> <tr> <td>Agree</td> <td>11</td> <td>45.83%</td> </tr> <tr> <td>Uncertain</td> <td>0</td> <td>0%</td> </tr> <tr> <td>Disagree</td> <td>0</td> <td>0%</td> </tr> <tr> <td>Strongly Disagree</td> <td>1</td> <td>4.17%</td> </tr> </tbody> </table>	Choice	Number	Percentage	Strongly Agree	12	50%	Agree	11	45.83%	Uncertain	0	0%	Disagree	0	0%	Strongly Disagree	1	4.17%	<p>Legend: Strongly Agree (blue), Agree (orange), Strongly Disagree (purple)</p>		
Choice	Number	Percentage																					
Strongly Agree	12	50%																					
Agree	11	45.83%																					
Uncertain	0	0%																					
Disagree	0	0%																					
Strongly Disagree	1	4.17%																					
4	I participated actively in the Course	<table border="1"> <thead> <tr> <th>Choice</th> <th>Number</th> <th>Percentage</th> </tr> </thead> <tbody> <tr> <td>Strongly Agree</td> <td>12</td> <td>50%</td> </tr> <tr> <td>Agree</td> <td>12</td> <td>50%</td> </tr> <tr> <td>Uncertain</td> <td>0</td> <td>0%</td> </tr> <tr> <td>Disagree</td> <td>0</td> <td>0%</td> </tr> <tr> <td>Strongly Disagree</td> <td>0</td> <td>0%</td> </tr> </tbody> </table>	Choice	Number	Percentage	Strongly Agree	12	50%	Agree	12	50%	Uncertain	0	0%	Disagree	0	0%	Strongly Disagree	0	0%	<p>Legend: Strongly Agree (blue), Agree (orange)</p>		
Choice	Number	Percentage																					
Strongly Agree	12	50%																					
Agree	12	50%																					
Uncertain	0	0%																					
Disagree	0	0%																					
Strongly Disagree	0	0%																					

5	I think I have made progress in this Course	<table border="1"> <thead> <tr> <th>Choice</th> <th>Number</th> <th>Percentage</th> </tr> </thead> <tbody> <tr> <td>Strongly Agree</td> <td>12</td> <td>50%</td> </tr> <tr> <td>Agree</td> <td>12</td> <td>50%</td> </tr> <tr> <td>Uncertain</td> <td>0</td> <td>0%</td> </tr> <tr> <td>Disagree</td> <td>0</td> <td>0%</td> </tr> <tr> <td>Strongly Disagree</td> <td>0</td> <td>0%</td> </tr> </tbody> </table>	Choice	Number	Percentage	Strongly Agree	12	50%	Agree	12	50%	Uncertain	0	0%	Disagree	0	0%	Strongly Disagree	0	0%	 <p>● Stron... ● Agree</p>
Choice	Number	Percentage																			
Strongly Agree	12	50%																			
Agree	12	50%																			
Uncertain	0	0%																			
Disagree	0	0%																			
Strongly Disagree	0	0%																			
6	I think the Course was well structured to achieve the learning outcomes (there was a good balance of lectures, tutorials, practical etc.)	<table border="1"> <thead> <tr> <th>Choice</th> <th>Number</th> <th>Percentage</th> </tr> </thead> <tbody> <tr> <td>Strongly Agree</td> <td>15</td> <td>62.5%</td> </tr> <tr> <td>Agree</td> <td>8</td> <td>33.33%</td> </tr> <tr> <td>Uncertain</td> <td>1</td> <td>4.17%</td> </tr> <tr> <td>Disagree</td> <td>0</td> <td>0%</td> </tr> <tr> <td>Strongly Disagree</td> <td>0</td> <td>0%</td> </tr> </tbody> </table>	Choice	Number	Percentage	Strongly Agree	15	62.5%	Agree	8	33.33%	Uncertain	1	4.17%	Disagree	0	0%	Strongly Disagree	0	0%	 <p>● Stron... ● Agree ● Unce...</p>
Choice	Number	Percentage																			
Strongly Agree	15	62.5%																			
Agree	8	33.33%																			
Uncertain	1	4.17%																			
Disagree	0	0%																			
Strongly Disagree	0	0%																			
7	The learning and teaching methods encouraged participation	<table border="1"> <thead> <tr> <th>Choice</th> <th>Number</th> <th>Percentage</th> </tr> </thead> <tbody> <tr> <td>Strongly Agree</td> <td>13</td> <td>54.17%</td> </tr> <tr> <td>Agree</td> <td>10</td> <td>41.67%</td> </tr> <tr> <td>Uncertain</td> <td>1</td> <td>4.17%</td> </tr> <tr> <td>Disagree</td> <td>0</td> <td>0%</td> </tr> <tr> <td>Strongly Disagree</td> <td>0</td> <td>0%</td> </tr> </tbody> </table>	Choice	Number	Percentage	Strongly Agree	13	54.17%	Agree	10	41.67%	Uncertain	1	4.17%	Disagree	0	0%	Strongly Disagree	0	0%	 <p>● Stron... ● Agree ● Unce...</p>
Choice	Number	Percentage																			
Strongly Agree	13	54.17%																			
Agree	10	41.67%																			
Uncertain	1	4.17%																			
Disagree	0	0%																			
Strongly Disagree	0	0%																			
8	The overall environment in the class was conducive to learning	<table border="1"> <thead> <tr> <th>Choice</th> <th>Number</th> <th>Percentage</th> </tr> </thead> <tbody> <tr> <td>Strongly Agree</td> <td>15</td> <td>62.5%</td> </tr> <tr> <td>Agree</td> <td>8</td> <td>33.33%</td> </tr> <tr> <td>Uncertain</td> <td>1</td> <td>4.17%</td> </tr> <tr> <td>Disagree</td> <td>0</td> <td>0%</td> </tr> <tr> <td>Strongly Disagree</td> <td>0</td> <td>0%</td> </tr> </tbody> </table>	Choice	Number	Percentage	Strongly Agree	15	62.5%	Agree	8	33.33%	Uncertain	1	4.17%	Disagree	0	0%	Strongly Disagree	0	0%	 <p>● Stron... ● Agree ● Unce...</p>
Choice	Number	Percentage																			
Strongly Agree	15	62.5%																			
Agree	8	33.33%																			
Uncertain	1	4.17%																			
Disagree	0	0%																			
Strongly Disagree	0	0%																			
9	Classrooms were satisfactory	<table border="1"> <thead> <tr> <th>Choice</th> <th>Number</th> <th>Percentage</th> </tr> </thead> <tbody> <tr> <td>Strongly Agree</td> <td>16</td> <td>66.67%</td> </tr> <tr> <td>Agree</td> <td>8</td> <td>33.33%</td> </tr> <tr> <td>Uncertain</td> <td>0</td> <td>0%</td> </tr> <tr> <td>Disagree</td> <td>0</td> <td>0%</td> </tr> <tr> <td>Strongly Disagree</td> <td>0</td> <td>0%</td> </tr> </tbody> </table>	Choice	Number	Percentage	Strongly Agree	16	66.67%	Agree	8	33.33%	Uncertain	0	0%	Disagree	0	0%	Strongly Disagree	0	0%	 <p>● Stron... ● Agree</p>
Choice	Number	Percentage																			
Strongly Agree	16	66.67%																			
Agree	8	33.33%																			
Uncertain	0	0%																			
Disagree	0	0%																			
Strongly Disagree	0	0%																			

10	Learning materials (Lesson Plans, Course Notes etc.) were relevant and useful	<table border="1"> <thead> <tr> <th>Choice</th> <th>Number</th> <th>Percentage</th> </tr> </thead> <tbody> <tr> <td>Strongly Agree</td> <td>13</td> <td>54.17%</td> </tr> <tr> <td>Agree</td> <td>10</td> <td>41.67%</td> </tr> <tr> <td>Uncertain</td> <td>0</td> <td>0%</td> </tr> <tr> <td>Disagree</td> <td>0</td> <td>0%</td> </tr> <tr> <td>Strongly Disagree</td> <td>1</td> <td>4.17%</td> </tr> </tbody> </table>	Choice	Number	Percentage	Strongly Agree	13	54.17%	Agree	10	41.67%	Uncertain	0	0%	Disagree	0	0%	Strongly Disagree	1	4.17%	 <p> ● Stron... ● Agree ● Stron... </p>
Choice	Number	Percentage																			
Strongly Agree	13	54.17%																			
Agree	10	41.67%																			
Uncertain	0	0%																			
Disagree	0	0%																			
Strongly Disagree	1	4.17%																			
11	Recommended reading Books etc. were relevant and appropriate	<table border="1"> <thead> <tr> <th>Choice</th> <th>Number</th> <th>Percentage</th> </tr> </thead> <tbody> <tr> <td>Strongly Agree</td> <td>14</td> <td>58.33%</td> </tr> <tr> <td>Agree</td> <td>9</td> <td>37.5%</td> </tr> <tr> <td>Uncertain</td> <td>0</td> <td>0%</td> </tr> <tr> <td>Disagree</td> <td>0</td> <td>0%</td> </tr> <tr> <td>Strongly Disagree</td> <td>1</td> <td>4.17%</td> </tr> </tbody> </table>	Choice	Number	Percentage	Strongly Agree	14	58.33%	Agree	9	37.5%	Uncertain	0	0%	Disagree	0	0%	Strongly Disagree	1	4.17%	 <p> ● Stron... ● Agree ● Stron... </p>
Choice	Number	Percentage																			
Strongly Agree	14	58.33%																			
Agree	9	37.5%																			
Uncertain	0	0%																			
Disagree	0	0%																			
Strongly Disagree	1	4.17%																			
12	The provision of learning resources in the library was adequate and appropriate	<table border="1"> <thead> <tr> <th>Choice</th> <th>Number</th> <th>Percentage</th> </tr> </thead> <tbody> <tr> <td>Strongly Agree</td> <td>14</td> <td>58.33%</td> </tr> <tr> <td>Agree</td> <td>9</td> <td>37.5%</td> </tr> <tr> <td>Uncertain</td> <td>0</td> <td>0%</td> </tr> <tr> <td>Disagree</td> <td>0</td> <td>0%</td> </tr> <tr> <td>Strongly Disagree</td> <td>1</td> <td>4.17%</td> </tr> </tbody> </table>	Choice	Number	Percentage	Strongly Agree	14	58.33%	Agree	9	37.5%	Uncertain	0	0%	Disagree	0	0%	Strongly Disagree	1	4.17%	 <p> ● Stron... ● Agree ● Stron... </p>
Choice	Number	Percentage																			
Strongly Agree	14	58.33%																			
Agree	9	37.5%																			
Uncertain	0	0%																			
Disagree	0	0%																			
Strongly Disagree	1	4.17%																			
13	The provision of learning resources on the Web was adequate and appropriate (if relevant)	<table border="1"> <thead> <tr> <th>Choice</th> <th>Number</th> <th>Percentage</th> </tr> </thead> <tbody> <tr> <td>Strongly Agree</td> <td>13</td> <td>54.17%</td> </tr> <tr> <td>Agree</td> <td>10</td> <td>41.67%</td> </tr> <tr> <td>Uncertain</td> <td>0</td> <td>0%</td> </tr> <tr> <td>Disagree</td> <td>0</td> <td>0%</td> </tr> <tr> <td>Strongly Disagree</td> <td>1</td> <td>4.17%</td> </tr> </tbody> </table>	Choice	Number	Percentage	Strongly Agree	13	54.17%	Agree	10	41.67%	Uncertain	0	0%	Disagree	0	0%	Strongly Disagree	1	4.17%	 <p> ● Stron... ● Agree ● Stron... </p>
Choice	Number	Percentage																			
Strongly Agree	13	54.17%																			
Agree	10	41.67%																			
Uncertain	0	0%																			
Disagree	0	0%																			
Strongly Disagree	1	4.17%																			
14	The Course stimulated my interest and thought on the subject area	<table border="1"> <thead> <tr> <th>Choice</th> <th>Number</th> <th>Percentage</th> </tr> </thead> <tbody> <tr> <td>Strongly Agree</td> <td>13</td> <td>54.17%</td> </tr> <tr> <td>Agree</td> <td>10</td> <td>41.67%</td> </tr> <tr> <td>Uncertain</td> <td>0</td> <td>0%</td> </tr> <tr> <td>Disagree</td> <td>0</td> <td>0%</td> </tr> <tr> <td>Strongly Disagree</td> <td>1</td> <td>4.17%</td> </tr> </tbody> </table>	Choice	Number	Percentage	Strongly Agree	13	54.17%	Agree	10	41.67%	Uncertain	0	0%	Disagree	0	0%	Strongly Disagree	1	4.17%	 <p> ● Stron... ● Agree ● Stron... </p>
Choice	Number	Percentage																			
Strongly Agree	13	54.17%																			
Agree	10	41.67%																			
Uncertain	0	0%																			
Disagree	0	0%																			
Strongly Disagree	1	4.17%																			

15	The pace of the Course was appropriate	<table border="1"> <thead> <tr> <th>Choice</th> <th>Number</th> <th>Percentage</th> </tr> </thead> <tbody> <tr> <td>Strongly Agree</td> <td>11</td> <td>45.83%</td> </tr> <tr> <td>Agree</td> <td>12</td> <td>50%</td> </tr> <tr> <td>Uncertain</td> <td>0</td> <td>0%</td> </tr> <tr> <td>Disagree</td> <td>0</td> <td>0%</td> </tr> <tr> <td>Strongly Disagree</td> <td>1</td> <td>4.17%</td> </tr> </tbody> </table>	Choice	Number	Percentage	Strongly Agree	11	45.83%	Agree	12	50%	Uncertain	0	0%	Disagree	0	0%	Strongly Disagree	1	4.17%	 <ul style="list-style-type: none"> ● Stron... ● Agree ● Stron...
Choice	Number	Percentage																			
Strongly Agree	11	45.83%																			
Agree	12	50%																			
Uncertain	0	0%																			
Disagree	0	0%																			
Strongly Disagree	1	4.17%																			
16	Ideas and concepts were presented clearly	<table border="1"> <thead> <tr> <th>Choice</th> <th>Number</th> <th>Percentage</th> </tr> </thead> <tbody> <tr> <td>Strongly Agree</td> <td>12</td> <td>50%</td> </tr> <tr> <td>Agree</td> <td>11</td> <td>45.83%</td> </tr> <tr> <td>Uncertain</td> <td>0</td> <td>0%</td> </tr> <tr> <td>Disagree</td> <td>0</td> <td>0%</td> </tr> <tr> <td>Strongly Disagree</td> <td>1</td> <td>4.17%</td> </tr> </tbody> </table>	Choice	Number	Percentage	Strongly Agree	12	50%	Agree	11	45.83%	Uncertain	0	0%	Disagree	0	0%	Strongly Disagree	1	4.17%	 <ul style="list-style-type: none"> ● Stron... ● Agree ● Stron...
Choice	Number	Percentage																			
Strongly Agree	12	50%																			
Agree	11	45.83%																			
Uncertain	0	0%																			
Disagree	0	0%																			
Strongly Disagree	1	4.17%																			
17	The method of assessment were reasonable	<table border="1"> <thead> <tr> <th>Choice</th> <th>Number</th> <th>Percentage</th> </tr> </thead> <tbody> <tr> <td>Strongly Agree</td> <td>11</td> <td>45.83%</td> </tr> <tr> <td>Agree</td> <td>12</td> <td>50%</td> </tr> <tr> <td>Uncertain</td> <td>0</td> <td>0%</td> </tr> <tr> <td>Disagree</td> <td>0</td> <td>0%</td> </tr> <tr> <td>Strongly Disagree</td> <td>1</td> <td>4.17%</td> </tr> </tbody> </table>	Choice	Number	Percentage	Strongly Agree	11	45.83%	Agree	12	50%	Uncertain	0	0%	Disagree	0	0%	Strongly Disagree	1	4.17%	 <ul style="list-style-type: none"> ● Stron... ● Agree ● Stron...
Choice	Number	Percentage																			
Strongly Agree	11	45.83%																			
Agree	12	50%																			
Uncertain	0	0%																			
Disagree	0	0%																			
Strongly Disagree	1	4.17%																			
18	Feedback on assessment was timely	<table border="1"> <thead> <tr> <th>Choice</th> <th>Number</th> <th>Percentage</th> </tr> </thead> <tbody> <tr> <td>Strongly Agree</td> <td>10</td> <td>41.67%</td> </tr> <tr> <td>Agree</td> <td>13</td> <td>54.17%</td> </tr> <tr> <td>Uncertain</td> <td>0</td> <td>0%</td> </tr> <tr> <td>Disagree</td> <td>0</td> <td>0%</td> </tr> <tr> <td>Strongly Disagree</td> <td>1</td> <td>4.17%</td> </tr> </tbody> </table>	Choice	Number	Percentage	Strongly Agree	10	41.67%	Agree	13	54.17%	Uncertain	0	0%	Disagree	0	0%	Strongly Disagree	1	4.17%	 <ul style="list-style-type: none"> ● Stron... ● Agree ● Stron...
Choice	Number	Percentage																			
Strongly Agree	10	41.67%																			
Agree	13	54.17%																			
Uncertain	0	0%																			
Disagree	0	0%																			
Strongly Disagree	1	4.17%																			
19	Feedback on assessment was helpful	<table border="1"> <thead> <tr> <th>Choice</th> <th>Number</th> <th>Percentage</th> </tr> </thead> <tbody> <tr> <td>Strongly Agree</td> <td>11</td> <td>45.83%</td> </tr> <tr> <td>Agree</td> <td>12</td> <td>50%</td> </tr> <tr> <td>Uncertain</td> <td>0</td> <td>0%</td> </tr> <tr> <td>Disagree</td> <td>0</td> <td>0%</td> </tr> <tr> <td>Strongly Disagree</td> <td>1</td> <td>4.17%</td> </tr> </tbody> </table>	Choice	Number	Percentage	Strongly Agree	11	45.83%	Agree	12	50%	Uncertain	0	0%	Disagree	0	0%	Strongly Disagree	1	4.17%	 <ul style="list-style-type: none"> ● Stron... ● Agree ● Stron...
Choice	Number	Percentage																			
Strongly Agree	11	45.83%																			
Agree	12	50%																			
Uncertain	0	0%																			
Disagree	0	0%																			
Strongly Disagree	1	4.17%																			

20	I understood the lectures	<table border="1"> <thead> <tr> <th>Choice</th> <th>Number</th> <th>Percentage</th> </tr> </thead> <tbody> <tr> <td>Strongly Agree</td> <td>12</td> <td>50%</td> </tr> <tr> <td>Agree</td> <td>11</td> <td>45.83%</td> </tr> <tr> <td>Uncertain</td> <td>0</td> <td>0%</td> </tr> <tr> <td>Disagree</td> <td>0</td> <td>0%</td> </tr> <tr> <td>Strongly Disagree</td> <td>1</td> <td>4.17%</td> </tr> </tbody> </table>	Choice	Number	Percentage	Strongly Agree	12	50%	Agree	11	45.83%	Uncertain	0	0%	Disagree	0	0%	Strongly Disagree	1	4.17%	 <ul style="list-style-type: none"> ● Stron... ● Agree ● Stron...
Choice	Number	Percentage																			
Strongly Agree	12	50%																			
Agree	11	45.83%																			
Uncertain	0	0%																			
Disagree	0	0%																			
Strongly Disagree	1	4.17%																			
21	The material was well organized and presented	<table border="1"> <thead> <tr> <th>Choice</th> <th>Number</th> <th>Percentage</th> </tr> </thead> <tbody> <tr> <td>Strongly Agree</td> <td>12</td> <td>50%</td> </tr> <tr> <td>Agree</td> <td>11</td> <td>45.83%</td> </tr> <tr> <td>Uncertain</td> <td>0</td> <td>0%</td> </tr> <tr> <td>Disagree</td> <td>0</td> <td>0%</td> </tr> <tr> <td>Strongly Disagree</td> <td>1</td> <td>4.17%</td> </tr> </tbody> </table>	Choice	Number	Percentage	Strongly Agree	12	50%	Agree	11	45.83%	Uncertain	0	0%	Disagree	0	0%	Strongly Disagree	1	4.17%	 <ul style="list-style-type: none"> ● Stron... ● Agree ● Stron...
Choice	Number	Percentage																			
Strongly Agree	12	50%																			
Agree	11	45.83%																			
Uncertain	0	0%																			
Disagree	0	0%																			
Strongly Disagree	1	4.17%																			
22	The instructor was responsive to student needs and problems	<table border="1"> <thead> <tr> <th>Choice</th> <th>Number</th> <th>Percentage</th> </tr> </thead> <tbody> <tr> <td>Strongly Agree</td> <td>12</td> <td>50%</td> </tr> <tr> <td>Agree</td> <td>11</td> <td>45.83%</td> </tr> <tr> <td>Uncertain</td> <td>0</td> <td>0%</td> </tr> <tr> <td>Disagree</td> <td>0</td> <td>0%</td> </tr> <tr> <td>Strongly Disagree</td> <td>1</td> <td>4.17%</td> </tr> </tbody> </table>	Choice	Number	Percentage	Strongly Agree	12	50%	Agree	11	45.83%	Uncertain	0	0%	Disagree	0	0%	Strongly Disagree	1	4.17%	 <ul style="list-style-type: none"> ● Stron... ● Agree ● Stron...
Choice	Number	Percentage																			
Strongly Agree	12	50%																			
Agree	11	45.83%																			
Uncertain	0	0%																			
Disagree	0	0%																			
Strongly Disagree	1	4.17%																			
23	Had the instructor been regular throughout the course	<table border="1"> <thead> <tr> <th>Choice</th> <th>Number</th> <th>Percentage</th> </tr> </thead> <tbody> <tr> <td>Strongly Agree</td> <td>13</td> <td>54.17%</td> </tr> <tr> <td>Agree</td> <td>10</td> <td>41.67%</td> </tr> <tr> <td>Uncertain</td> <td>0</td> <td>0%</td> </tr> <tr> <td>Disagree</td> <td>0</td> <td>0%</td> </tr> <tr> <td>Strongly Disagree</td> <td>1</td> <td>4.17%</td> </tr> </tbody> </table>	Choice	Number	Percentage	Strongly Agree	13	54.17%	Agree	10	41.67%	Uncertain	0	0%	Disagree	0	0%	Strongly Disagree	1	4.17%	 <ul style="list-style-type: none"> ● Stron... ● Agree ● Stron...
Choice	Number	Percentage																			
Strongly Agree	13	54.17%																			
Agree	10	41.67%																			
Uncertain	0	0%																			
Disagree	0	0%																			
Strongly Disagree	1	4.17%																			
24	The material in the tutorials was useful	<table border="1"> <thead> <tr> <th>Choice</th> <th>Number</th> <th>Percentage</th> </tr> </thead> <tbody> <tr> <td>Strongly Agree</td> <td>12</td> <td>50%</td> </tr> <tr> <td>Agree</td> <td>11</td> <td>45.83%</td> </tr> <tr> <td>Uncertain</td> <td>0</td> <td>0%</td> </tr> <tr> <td>Disagree</td> <td>0</td> <td>0%</td> </tr> <tr> <td>Strongly Disagree</td> <td>1</td> <td>4.17%</td> </tr> </tbody> </table>	Choice	Number	Percentage	Strongly Agree	12	50%	Agree	11	45.83%	Uncertain	0	0%	Disagree	0	0%	Strongly Disagree	1	4.17%	 <ul style="list-style-type: none"> ● Stron... ● Agree ● Stron...
Choice	Number	Percentage																			
Strongly Agree	12	50%																			
Agree	11	45.83%																			
Uncertain	0	0%																			
Disagree	0	0%																			
Strongly Disagree	1	4.17%																			

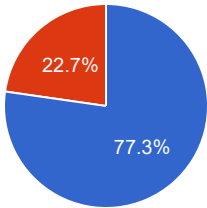
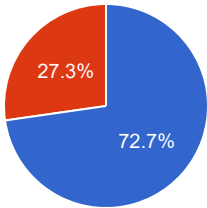
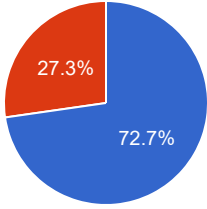
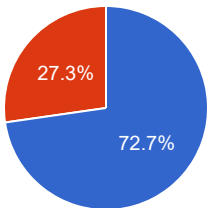
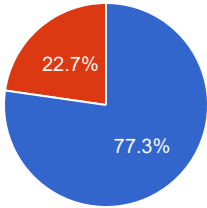
25	I was happy with the amount of work needed for tutorials	<table border="1"> <thead> <tr> <th>Choice</th> <th>Number</th> <th>Percentage</th> </tr> </thead> <tbody> <tr> <td>Strongly Agree</td> <td>12</td> <td>50%</td> </tr> <tr> <td>Agree</td> <td>11</td> <td>45.83%</td> </tr> <tr> <td>Uncertain</td> <td>0</td> <td>0%</td> </tr> <tr> <td>Disagree</td> <td>0</td> <td>0%</td> </tr> <tr> <td>Strongly Disagree</td> <td>1</td> <td>4.17%</td> </tr> </tbody> </table>	Choice	Number	Percentage	Strongly Agree	12	50%	Agree	11	45.83%	Uncertain	0	0%	Disagree	0	0%	Strongly Disagree	1	4.17%	 <p> ● Stron... ● Agree ● Stron... </p>
Choice	Number	Percentage																			
Strongly Agree	12	50%																			
Agree	11	45.83%																			
Uncertain	0	0%																			
Disagree	0	0%																			
Strongly Disagree	1	4.17%																			
26	The tutor dealt effectively with my problems	<table border="1"> <thead> <tr> <th>Choice</th> <th>Number</th> <th>Percentage</th> </tr> </thead> <tbody> <tr> <td>Strongly Agree</td> <td>13</td> <td>54.17%</td> </tr> <tr> <td>Agree</td> <td>10</td> <td>41.67%</td> </tr> <tr> <td>Uncertain</td> <td>0</td> <td>0%</td> </tr> <tr> <td>Disagree</td> <td>0</td> <td>0%</td> </tr> <tr> <td>Strongly Disagree</td> <td>1</td> <td>4.17%</td> </tr> </tbody> </table>	Choice	Number	Percentage	Strongly Agree	13	54.17%	Agree	10	41.67%	Uncertain	0	0%	Disagree	0	0%	Strongly Disagree	1	4.17%	 <p> ● Stron... ● Agree ● Stron... </p>
Choice	Number	Percentage																			
Strongly Agree	13	54.17%																			
Agree	10	41.67%																			
Uncertain	0	0%																			
Disagree	0	0%																			
Strongly Disagree	1	4.17%																			
27	The material in the practicals was useful	<table border="1"> <thead> <tr> <th>Choice</th> <th>Number</th> <th>Percentage</th> </tr> </thead> <tbody> <tr> <td>Strongly Agree</td> <td>12</td> <td>50%</td> </tr> <tr> <td>Agree</td> <td>11</td> <td>45.83%</td> </tr> <tr> <td>Uncertain</td> <td>0</td> <td>0%</td> </tr> <tr> <td>Disagree</td> <td>0</td> <td>0%</td> </tr> <tr> <td>Strongly Disagree</td> <td>1</td> <td>4.17%</td> </tr> </tbody> </table>	Choice	Number	Percentage	Strongly Agree	12	50%	Agree	11	45.83%	Uncertain	0	0%	Disagree	0	0%	Strongly Disagree	1	4.17%	 <p> ● Stron... ● Agree ● Stron... </p>
Choice	Number	Percentage																			
Strongly Agree	12	50%																			
Agree	11	45.83%																			
Uncertain	0	0%																			
Disagree	0	0%																			
Strongly Disagree	1	4.17%																			
28	The demonstrators dealt effectively with my problems	<table border="1"> <thead> <tr> <th>Choice</th> <th>Number</th> <th>Percentage</th> </tr> </thead> <tbody> <tr> <td>Strongly Agree</td> <td>13</td> <td>54.17%</td> </tr> <tr> <td>Agree</td> <td>10</td> <td>41.67%</td> </tr> <tr> <td>Uncertain</td> <td>0</td> <td>0%</td> </tr> <tr> <td>Disagree</td> <td>0</td> <td>0%</td> </tr> <tr> <td>Strongly Disagree</td> <td>1</td> <td>4.17%</td> </tr> </tbody> </table>	Choice	Number	Percentage	Strongly Agree	13	54.17%	Agree	10	41.67%	Uncertain	0	0%	Disagree	0	0%	Strongly Disagree	1	4.17%	 <p> ● Stron... ● Agree ● Stron... </p>
Choice	Number	Percentage																			
Strongly Agree	13	54.17%																			
Agree	10	41.67%																			
Uncertain	0	0%																			
Disagree	0	0%																			
Strongly Disagree	1	4.17%																			

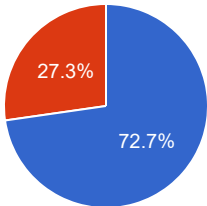
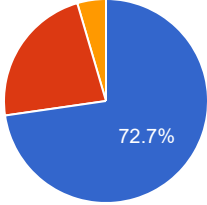
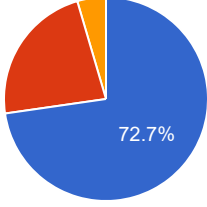
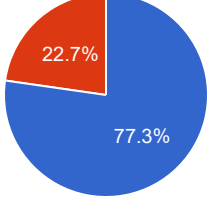
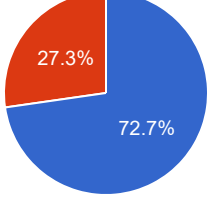
29	The best features of the Course were	<p>interested corse Good Lectures. informative it improved our writing skills Great Good she is very hardworking Good s Best cc cc None To understand about the writing method The course was good Good G it taught us about research proposal. Good Its basic and simple topics. Don't know. Group works. satisfactory</p>
30	The Course could have been improved by	<p>nil Good No improvement required. adding more information by using internet and many other books Little bit Good yes Mam Unsa ss Best cc cc None Teacher The Knowledge which have been gain from our teachers Good G already a good course. Good It is just fine the way it is. By doing the work practically. Nothing. satisfactory</p>

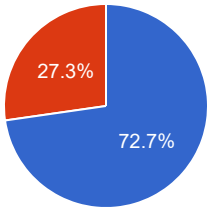
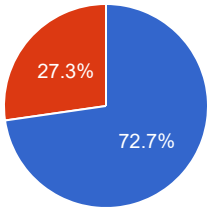
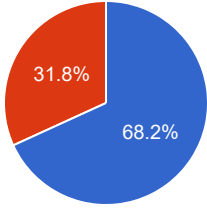
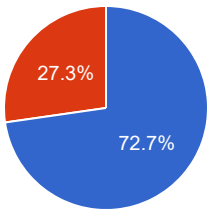
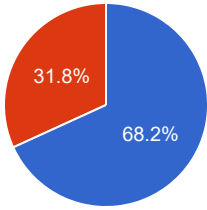
31	<p>The University does not tolerate discrimination on any irrelevant distinction (e.g. race, age, gender) and is committed to work with diversity in a wholly positive way. Please indicate below anything in relation to this Course which may run counter to this objective</p>	<p>nil Good Nothing Good Yes s Best wsw wsw None Ok We should be positive and work together Good G Good nothing</p>
----	---	--

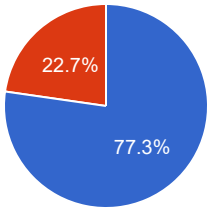
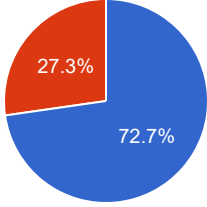
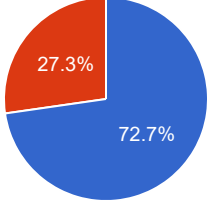
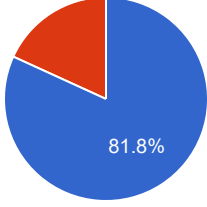
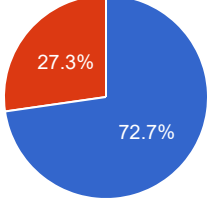
Course Evaluation - Program: 0258

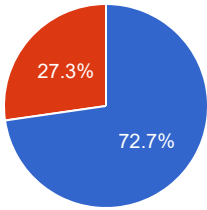
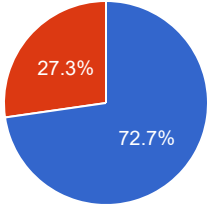
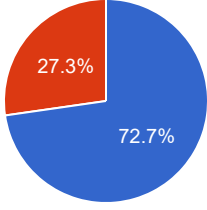
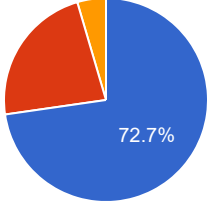
Teacher Name: UNSA FAHIM KHAN		Course ID: ENG-116 Course Title: Functional English		Session: 2017 Fall																			
Shift: Morning -- Section: B		Total Strength: 35		Attempted: 22																			
S.No	Question	Opinions			Chart																		
1	The course objectives were clear	<table border="1"> <thead> <tr> <th>Choice</th> <th>Number</th> <th>Percentage</th> </tr> </thead> <tbody> <tr> <td>Strongly Agree</td> <td>16</td> <td>72.73%</td> </tr> <tr> <td>Agree</td> <td>6</td> <td>27.27%</td> </tr> <tr> <td>Uncertain</td> <td>0</td> <td>0%</td> </tr> <tr> <td>Disagree</td> <td>0</td> <td>0%</td> </tr> <tr> <td>Strongly Disagree</td> <td>0</td> <td>0%</td> </tr> </tbody> </table>	Choice	Number	Percentage	Strongly Agree	16	72.73%	Agree	6	27.27%	Uncertain	0	0%	Disagree	0	0%	Strongly Disagree	0	0%	<p>A pie chart with two segments: a large blue segment representing 72.7% (Strongly Agree) and a smaller red segment representing 27.3% (Agree). A legend to the right shows a blue circle for 'Stron...' and a red circle for 'Agree'.</p>		
Choice	Number	Percentage																					
Strongly Agree	16	72.73%																					
Agree	6	27.27%																					
Uncertain	0	0%																					
Disagree	0	0%																					
Strongly Disagree	0	0%																					
2	The Course workload was manageable	<table border="1"> <thead> <tr> <th>Choice</th> <th>Number</th> <th>Percentage</th> </tr> </thead> <tbody> <tr> <td>Strongly Agree</td> <td>16</td> <td>72.73%</td> </tr> <tr> <td>Agree</td> <td>6</td> <td>27.27%</td> </tr> <tr> <td>Uncertain</td> <td>0</td> <td>0%</td> </tr> <tr> <td>Disagree</td> <td>0</td> <td>0%</td> </tr> <tr> <td>Strongly Disagree</td> <td>0</td> <td>0%</td> </tr> </tbody> </table>	Choice	Number	Percentage	Strongly Agree	16	72.73%	Agree	6	27.27%	Uncertain	0	0%	Disagree	0	0%	Strongly Disagree	0	0%	<p>A pie chart with two segments: a large blue segment representing 72.7% (Strongly Agree) and a smaller red segment representing 27.3% (Agree). A legend to the right shows a blue circle for 'Stron...' and a red circle for 'Agree'.</p>		
Choice	Number	Percentage																					
Strongly Agree	16	72.73%																					
Agree	6	27.27%																					
Uncertain	0	0%																					
Disagree	0	0%																					
Strongly Disagree	0	0%																					
3	The Course was well organized (e.g. timely access to materials, notification of changes, etc.)	<table border="1"> <thead> <tr> <th>Choice</th> <th>Number</th> <th>Percentage</th> </tr> </thead> <tbody> <tr> <td>Strongly Agree</td> <td>16</td> <td>72.73%</td> </tr> <tr> <td>Agree</td> <td>6</td> <td>27.27%</td> </tr> <tr> <td>Uncertain</td> <td>0</td> <td>0%</td> </tr> <tr> <td>Disagree</td> <td>0</td> <td>0%</td> </tr> <tr> <td>Strongly Disagree</td> <td>0</td> <td>0%</td> </tr> </tbody> </table>	Choice	Number	Percentage	Strongly Agree	16	72.73%	Agree	6	27.27%	Uncertain	0	0%	Disagree	0	0%	Strongly Disagree	0	0%	<p>A pie chart with two segments: a large blue segment representing 72.7% (Strongly Agree) and a smaller red segment representing 27.3% (Agree). A legend to the right shows a blue circle for 'Stron...' and a red circle for 'Agree'.</p>		
Choice	Number	Percentage																					
Strongly Agree	16	72.73%																					
Agree	6	27.27%																					
Uncertain	0	0%																					
Disagree	0	0%																					
Strongly Disagree	0	0%																					
4	I participated actively in the Course	<table border="1"> <thead> <tr> <th>Choice</th> <th>Number</th> <th>Percentage</th> </tr> </thead> <tbody> <tr> <td>Strongly Agree</td> <td>17</td> <td>77.27%</td> </tr> <tr> <td>Agree</td> <td>5</td> <td>22.73%</td> </tr> <tr> <td>Uncertain</td> <td>0</td> <td>0%</td> </tr> <tr> <td>Disagree</td> <td>0</td> <td>0%</td> </tr> <tr> <td>Strongly Disagree</td> <td>0</td> <td>0%</td> </tr> </tbody> </table>	Choice	Number	Percentage	Strongly Agree	17	77.27%	Agree	5	22.73%	Uncertain	0	0%	Disagree	0	0%	Strongly Disagree	0	0%	<p>A pie chart with two segments: a large blue segment representing 77.3% (Strongly Agree) and a smaller red segment representing 22.7% (Agree). A legend to the right shows a blue circle for 'Stron...' and a red circle for 'Agree'.</p>		
Choice	Number	Percentage																					
Strongly Agree	17	77.27%																					
Agree	5	22.73%																					
Uncertain	0	0%																					
Disagree	0	0%																					
Strongly Disagree	0	0%																					

5	I think I have made progress in this Course	<table border="1"> <thead> <tr> <th>Choice</th> <th>Number</th> <th>Percentage</th> </tr> </thead> <tbody> <tr> <td>Strongly Agree</td> <td>17</td> <td>77.27%</td> </tr> <tr> <td>Agree</td> <td>5</td> <td>22.73%</td> </tr> <tr> <td>Uncertain</td> <td>0</td> <td>0%</td> </tr> <tr> <td>Disagree</td> <td>0</td> <td>0%</td> </tr> <tr> <td>Strongly Disagree</td> <td>0</td> <td>0%</td> </tr> </tbody> </table>	Choice	Number	Percentage	Strongly Agree	17	77.27%	Agree	5	22.73%	Uncertain	0	0%	Disagree	0	0%	Strongly Disagree	0	0%	 <p>● Stron... ● Agree</p>
Choice	Number	Percentage																			
Strongly Agree	17	77.27%																			
Agree	5	22.73%																			
Uncertain	0	0%																			
Disagree	0	0%																			
Strongly Disagree	0	0%																			
6	I think the Course was well structured to achieve the learning outcomes (there was a good balance of lectures, tutorials, practical etc.)	<table border="1"> <thead> <tr> <th>Choice</th> <th>Number</th> <th>Percentage</th> </tr> </thead> <tbody> <tr> <td>Strongly Agree</td> <td>16</td> <td>72.73%</td> </tr> <tr> <td>Agree</td> <td>6</td> <td>27.27%</td> </tr> <tr> <td>Uncertain</td> <td>0</td> <td>0%</td> </tr> <tr> <td>Disagree</td> <td>0</td> <td>0%</td> </tr> <tr> <td>Strongly Disagree</td> <td>0</td> <td>0%</td> </tr> </tbody> </table>	Choice	Number	Percentage	Strongly Agree	16	72.73%	Agree	6	27.27%	Uncertain	0	0%	Disagree	0	0%	Strongly Disagree	0	0%	 <p>● Stron... ● Agree</p>
Choice	Number	Percentage																			
Strongly Agree	16	72.73%																			
Agree	6	27.27%																			
Uncertain	0	0%																			
Disagree	0	0%																			
Strongly Disagree	0	0%																			
7	The learning and teaching methods encouraged participation	<table border="1"> <thead> <tr> <th>Choice</th> <th>Number</th> <th>Percentage</th> </tr> </thead> <tbody> <tr> <td>Strongly Agree</td> <td>16</td> <td>72.73%</td> </tr> <tr> <td>Agree</td> <td>6</td> <td>27.27%</td> </tr> <tr> <td>Uncertain</td> <td>0</td> <td>0%</td> </tr> <tr> <td>Disagree</td> <td>0</td> <td>0%</td> </tr> <tr> <td>Strongly Disagree</td> <td>0</td> <td>0%</td> </tr> </tbody> </table>	Choice	Number	Percentage	Strongly Agree	16	72.73%	Agree	6	27.27%	Uncertain	0	0%	Disagree	0	0%	Strongly Disagree	0	0%	 <p>● Stron... ● Agree</p>
Choice	Number	Percentage																			
Strongly Agree	16	72.73%																			
Agree	6	27.27%																			
Uncertain	0	0%																			
Disagree	0	0%																			
Strongly Disagree	0	0%																			
8	The overall environment in the class was conducive to learning	<table border="1"> <thead> <tr> <th>Choice</th> <th>Number</th> <th>Percentage</th> </tr> </thead> <tbody> <tr> <td>Strongly Agree</td> <td>16</td> <td>72.73%</td> </tr> <tr> <td>Agree</td> <td>6</td> <td>27.27%</td> </tr> <tr> <td>Uncertain</td> <td>0</td> <td>0%</td> </tr> <tr> <td>Disagree</td> <td>0</td> <td>0%</td> </tr> <tr> <td>Strongly Disagree</td> <td>0</td> <td>0%</td> </tr> </tbody> </table>	Choice	Number	Percentage	Strongly Agree	16	72.73%	Agree	6	27.27%	Uncertain	0	0%	Disagree	0	0%	Strongly Disagree	0	0%	 <p>● Stron... ● Agree</p>
Choice	Number	Percentage																			
Strongly Agree	16	72.73%																			
Agree	6	27.27%																			
Uncertain	0	0%																			
Disagree	0	0%																			
Strongly Disagree	0	0%																			
9	Classrooms were satisfactory	<table border="1"> <thead> <tr> <th>Choice</th> <th>Number</th> <th>Percentage</th> </tr> </thead> <tbody> <tr> <td>Strongly Agree</td> <td>17</td> <td>77.27%</td> </tr> <tr> <td>Agree</td> <td>5</td> <td>22.73%</td> </tr> <tr> <td>Uncertain</td> <td>0</td> <td>0%</td> </tr> <tr> <td>Disagree</td> <td>0</td> <td>0%</td> </tr> <tr> <td>Strongly Disagree</td> <td>0</td> <td>0%</td> </tr> </tbody> </table>	Choice	Number	Percentage	Strongly Agree	17	77.27%	Agree	5	22.73%	Uncertain	0	0%	Disagree	0	0%	Strongly Disagree	0	0%	 <p>● Stron... ● Agree</p>
Choice	Number	Percentage																			
Strongly Agree	17	77.27%																			
Agree	5	22.73%																			
Uncertain	0	0%																			
Disagree	0	0%																			
Strongly Disagree	0	0%																			

10	Learning materials (Lesson Plans, Course Notes etc.) were relevant and useful	<table border="1"> <thead> <tr> <th>Choice</th> <th>Number</th> <th>Percentage</th> </tr> </thead> <tbody> <tr> <td>Strongly Agree</td> <td>16</td> <td>72.73%</td> </tr> <tr> <td>Agree</td> <td>6</td> <td>27.27%</td> </tr> <tr> <td>Uncertain</td> <td>0</td> <td>0%</td> </tr> <tr> <td>Disagree</td> <td>0</td> <td>0%</td> </tr> <tr> <td>Strongly Disagree</td> <td>0</td> <td>0%</td> </tr> </tbody> </table>	Choice	Number	Percentage	Strongly Agree	16	72.73%	Agree	6	27.27%	Uncertain	0	0%	Disagree	0	0%	Strongly Disagree	0	0%	 <p>● Stron... ● Agree</p>
Choice	Number	Percentage																			
Strongly Agree	16	72.73%																			
Agree	6	27.27%																			
Uncertain	0	0%																			
Disagree	0	0%																			
Strongly Disagree	0	0%																			
11	Recommended reading Books etc. were relevant and appropriate	<table border="1"> <thead> <tr> <th>Choice</th> <th>Number</th> <th>Percentage</th> </tr> </thead> <tbody> <tr> <td>Strongly Agree</td> <td>16</td> <td>72.73%</td> </tr> <tr> <td>Agree</td> <td>5</td> <td>22.73%</td> </tr> <tr> <td>Uncertain</td> <td>1</td> <td>4.55%</td> </tr> <tr> <td>Disagree</td> <td>0</td> <td>0%</td> </tr> <tr> <td>Strongly Disagree</td> <td>0</td> <td>0%</td> </tr> </tbody> </table>	Choice	Number	Percentage	Strongly Agree	16	72.73%	Agree	5	22.73%	Uncertain	1	4.55%	Disagree	0	0%	Strongly Disagree	0	0%	 <p>● Stron... ● Agree ● Unce...</p>
Choice	Number	Percentage																			
Strongly Agree	16	72.73%																			
Agree	5	22.73%																			
Uncertain	1	4.55%																			
Disagree	0	0%																			
Strongly Disagree	0	0%																			
12	The provision of learning resources in the library was adequate and appropriate	<table border="1"> <thead> <tr> <th>Choice</th> <th>Number</th> <th>Percentage</th> </tr> </thead> <tbody> <tr> <td>Strongly Agree</td> <td>16</td> <td>72.73%</td> </tr> <tr> <td>Agree</td> <td>5</td> <td>22.73%</td> </tr> <tr> <td>Uncertain</td> <td>1</td> <td>4.55%</td> </tr> <tr> <td>Disagree</td> <td>0</td> <td>0%</td> </tr> <tr> <td>Strongly Disagree</td> <td>0</td> <td>0%</td> </tr> </tbody> </table>	Choice	Number	Percentage	Strongly Agree	16	72.73%	Agree	5	22.73%	Uncertain	1	4.55%	Disagree	0	0%	Strongly Disagree	0	0%	 <p>● Stron... ● Agree ● Unce...</p>
Choice	Number	Percentage																			
Strongly Agree	16	72.73%																			
Agree	5	22.73%																			
Uncertain	1	4.55%																			
Disagree	0	0%																			
Strongly Disagree	0	0%																			
13	The provision of learning resources on the Web was adequate and appropriate (if relevant)	<table border="1"> <thead> <tr> <th>Choice</th> <th>Number</th> <th>Percentage</th> </tr> </thead> <tbody> <tr> <td>Strongly Agree</td> <td>17</td> <td>77.27%</td> </tr> <tr> <td>Agree</td> <td>5</td> <td>22.73%</td> </tr> <tr> <td>Uncertain</td> <td>0</td> <td>0%</td> </tr> <tr> <td>Disagree</td> <td>0</td> <td>0%</td> </tr> <tr> <td>Strongly Disagree</td> <td>0</td> <td>0%</td> </tr> </tbody> </table>	Choice	Number	Percentage	Strongly Agree	17	77.27%	Agree	5	22.73%	Uncertain	0	0%	Disagree	0	0%	Strongly Disagree	0	0%	 <p>● Stron... ● Agree</p>
Choice	Number	Percentage																			
Strongly Agree	17	77.27%																			
Agree	5	22.73%																			
Uncertain	0	0%																			
Disagree	0	0%																			
Strongly Disagree	0	0%																			
14	The Course stimulated my interest and thought on the subject area	<table border="1"> <thead> <tr> <th>Choice</th> <th>Number</th> <th>Percentage</th> </tr> </thead> <tbody> <tr> <td>Strongly Agree</td> <td>16</td> <td>72.73%</td> </tr> <tr> <td>Agree</td> <td>6</td> <td>27.27%</td> </tr> <tr> <td>Uncertain</td> <td>0</td> <td>0%</td> </tr> <tr> <td>Disagree</td> <td>0</td> <td>0%</td> </tr> <tr> <td>Strongly Disagree</td> <td>0</td> <td>0%</td> </tr> </tbody> </table>	Choice	Number	Percentage	Strongly Agree	16	72.73%	Agree	6	27.27%	Uncertain	0	0%	Disagree	0	0%	Strongly Disagree	0	0%	 <p>● Stron... ● Agree</p>
Choice	Number	Percentage																			
Strongly Agree	16	72.73%																			
Agree	6	27.27%																			
Uncertain	0	0%																			
Disagree	0	0%																			
Strongly Disagree	0	0%																			

15	The pace of the Course was appropriate	<table border="1"> <thead> <tr> <th>Choice</th> <th>Number</th> <th>Percentage</th> </tr> </thead> <tbody> <tr> <td>Strongly Agree</td> <td>16</td> <td>72.73%</td> </tr> <tr> <td>Agree</td> <td>6</td> <td>27.27%</td> </tr> <tr> <td>Uncertain</td> <td>0</td> <td>0%</td> </tr> <tr> <td>Disagree</td> <td>0</td> <td>0%</td> </tr> <tr> <td>Strongly Disagree</td> <td>0</td> <td>0%</td> </tr> </tbody> </table>	Choice	Number	Percentage	Strongly Agree	16	72.73%	Agree	6	27.27%	Uncertain	0	0%	Disagree	0	0%	Strongly Disagree	0	0%	 <p>● Stron... ● Agree</p>
Choice	Number	Percentage																			
Strongly Agree	16	72.73%																			
Agree	6	27.27%																			
Uncertain	0	0%																			
Disagree	0	0%																			
Strongly Disagree	0	0%																			
16	Ideas and concepts were presented clearly	<table border="1"> <thead> <tr> <th>Choice</th> <th>Number</th> <th>Percentage</th> </tr> </thead> <tbody> <tr> <td>Strongly Agree</td> <td>16</td> <td>72.73%</td> </tr> <tr> <td>Agree</td> <td>6</td> <td>27.27%</td> </tr> <tr> <td>Uncertain</td> <td>0</td> <td>0%</td> </tr> <tr> <td>Disagree</td> <td>0</td> <td>0%</td> </tr> <tr> <td>Strongly Disagree</td> <td>0</td> <td>0%</td> </tr> </tbody> </table>	Choice	Number	Percentage	Strongly Agree	16	72.73%	Agree	6	27.27%	Uncertain	0	0%	Disagree	0	0%	Strongly Disagree	0	0%	 <p>● Stron... ● Agree</p>
Choice	Number	Percentage																			
Strongly Agree	16	72.73%																			
Agree	6	27.27%																			
Uncertain	0	0%																			
Disagree	0	0%																			
Strongly Disagree	0	0%																			
17	The method of assessment were reasonable	<table border="1"> <thead> <tr> <th>Choice</th> <th>Number</th> <th>Percentage</th> </tr> </thead> <tbody> <tr> <td>Strongly Agree</td> <td>15</td> <td>68.18%</td> </tr> <tr> <td>Agree</td> <td>7</td> <td>31.82%</td> </tr> <tr> <td>Uncertain</td> <td>0</td> <td>0%</td> </tr> <tr> <td>Disagree</td> <td>0</td> <td>0%</td> </tr> <tr> <td>Strongly Disagree</td> <td>0</td> <td>0%</td> </tr> </tbody> </table>	Choice	Number	Percentage	Strongly Agree	15	68.18%	Agree	7	31.82%	Uncertain	0	0%	Disagree	0	0%	Strongly Disagree	0	0%	 <p>● Stron... ● Agree</p>
Choice	Number	Percentage																			
Strongly Agree	15	68.18%																			
Agree	7	31.82%																			
Uncertain	0	0%																			
Disagree	0	0%																			
Strongly Disagree	0	0%																			
18	Feedback on assessment was timely	<table border="1"> <thead> <tr> <th>Choice</th> <th>Number</th> <th>Percentage</th> </tr> </thead> <tbody> <tr> <td>Strongly Agree</td> <td>16</td> <td>72.73%</td> </tr> <tr> <td>Agree</td> <td>6</td> <td>27.27%</td> </tr> <tr> <td>Uncertain</td> <td>0</td> <td>0%</td> </tr> <tr> <td>Disagree</td> <td>0</td> <td>0%</td> </tr> <tr> <td>Strongly Disagree</td> <td>0</td> <td>0%</td> </tr> </tbody> </table>	Choice	Number	Percentage	Strongly Agree	16	72.73%	Agree	6	27.27%	Uncertain	0	0%	Disagree	0	0%	Strongly Disagree	0	0%	 <p>● Stron... ● Agree</p>
Choice	Number	Percentage																			
Strongly Agree	16	72.73%																			
Agree	6	27.27%																			
Uncertain	0	0%																			
Disagree	0	0%																			
Strongly Disagree	0	0%																			
19	Feedback on assessment was helpful	<table border="1"> <thead> <tr> <th>Choice</th> <th>Number</th> <th>Percentage</th> </tr> </thead> <tbody> <tr> <td>Strongly Agree</td> <td>15</td> <td>68.18%</td> </tr> <tr> <td>Agree</td> <td>7</td> <td>31.82%</td> </tr> <tr> <td>Uncertain</td> <td>0</td> <td>0%</td> </tr> <tr> <td>Disagree</td> <td>0</td> <td>0%</td> </tr> <tr> <td>Strongly Disagree</td> <td>0</td> <td>0%</td> </tr> </tbody> </table>	Choice	Number	Percentage	Strongly Agree	15	68.18%	Agree	7	31.82%	Uncertain	0	0%	Disagree	0	0%	Strongly Disagree	0	0%	 <p>● Stron... ● Agree</p>
Choice	Number	Percentage																			
Strongly Agree	15	68.18%																			
Agree	7	31.82%																			
Uncertain	0	0%																			
Disagree	0	0%																			
Strongly Disagree	0	0%																			

20	I understood the lectures	<table border="1"> <thead> <tr> <th>Choice</th> <th>Number</th> <th>Percentage</th> </tr> </thead> <tbody> <tr> <td>Strongly Agree</td> <td>17</td> <td>77.27%</td> </tr> <tr> <td>Agree</td> <td>5</td> <td>22.73%</td> </tr> <tr> <td>Uncertain</td> <td>0</td> <td>0%</td> </tr> <tr> <td>Disagree</td> <td>0</td> <td>0%</td> </tr> <tr> <td>Strongly Disagree</td> <td>0</td> <td>0%</td> </tr> </tbody> </table>	Choice	Number	Percentage	Strongly Agree	17	77.27%	Agree	5	22.73%	Uncertain	0	0%	Disagree	0	0%	Strongly Disagree	0	0%	 <p>● Stron... ● Agree</p>
Choice	Number	Percentage																			
Strongly Agree	17	77.27%																			
Agree	5	22.73%																			
Uncertain	0	0%																			
Disagree	0	0%																			
Strongly Disagree	0	0%																			
21	The material was well organized and presented	<table border="1"> <thead> <tr> <th>Choice</th> <th>Number</th> <th>Percentage</th> </tr> </thead> <tbody> <tr> <td>Strongly Agree</td> <td>16</td> <td>72.73%</td> </tr> <tr> <td>Agree</td> <td>6</td> <td>27.27%</td> </tr> <tr> <td>Uncertain</td> <td>0</td> <td>0%</td> </tr> <tr> <td>Disagree</td> <td>0</td> <td>0%</td> </tr> <tr> <td>Strongly Disagree</td> <td>0</td> <td>0%</td> </tr> </tbody> </table>	Choice	Number	Percentage	Strongly Agree	16	72.73%	Agree	6	27.27%	Uncertain	0	0%	Disagree	0	0%	Strongly Disagree	0	0%	 <p>● Stron... ● Agree</p>
Choice	Number	Percentage																			
Strongly Agree	16	72.73%																			
Agree	6	27.27%																			
Uncertain	0	0%																			
Disagree	0	0%																			
Strongly Disagree	0	0%																			
22	The instructor was responsive to student needs and problems	<table border="1"> <thead> <tr> <th>Choice</th> <th>Number</th> <th>Percentage</th> </tr> </thead> <tbody> <tr> <td>Strongly Agree</td> <td>16</td> <td>72.73%</td> </tr> <tr> <td>Agree</td> <td>6</td> <td>27.27%</td> </tr> <tr> <td>Uncertain</td> <td>0</td> <td>0%</td> </tr> <tr> <td>Disagree</td> <td>0</td> <td>0%</td> </tr> <tr> <td>Strongly Disagree</td> <td>0</td> <td>0%</td> </tr> </tbody> </table>	Choice	Number	Percentage	Strongly Agree	16	72.73%	Agree	6	27.27%	Uncertain	0	0%	Disagree	0	0%	Strongly Disagree	0	0%	 <p>● Stron... ● Agree</p>
Choice	Number	Percentage																			
Strongly Agree	16	72.73%																			
Agree	6	27.27%																			
Uncertain	0	0%																			
Disagree	0	0%																			
Strongly Disagree	0	0%																			
23	Had the instructor been regular throughout the course	<table border="1"> <thead> <tr> <th>Choice</th> <th>Number</th> <th>Percentage</th> </tr> </thead> <tbody> <tr> <td>Strongly Agree</td> <td>18</td> <td>81.82%</td> </tr> <tr> <td>Agree</td> <td>4</td> <td>18.18%</td> </tr> <tr> <td>Uncertain</td> <td>0</td> <td>0%</td> </tr> <tr> <td>Disagree</td> <td>0</td> <td>0%</td> </tr> <tr> <td>Strongly Disagree</td> <td>0</td> <td>0%</td> </tr> </tbody> </table>	Choice	Number	Percentage	Strongly Agree	18	81.82%	Agree	4	18.18%	Uncertain	0	0%	Disagree	0	0%	Strongly Disagree	0	0%	 <p>● Stron... ● Agree</p>
Choice	Number	Percentage																			
Strongly Agree	18	81.82%																			
Agree	4	18.18%																			
Uncertain	0	0%																			
Disagree	0	0%																			
Strongly Disagree	0	0%																			
24	The material in the tutorials was useful	<table border="1"> <thead> <tr> <th>Choice</th> <th>Number</th> <th>Percentage</th> </tr> </thead> <tbody> <tr> <td>Strongly Agree</td> <td>16</td> <td>72.73%</td> </tr> <tr> <td>Agree</td> <td>6</td> <td>27.27%</td> </tr> <tr> <td>Uncertain</td> <td>0</td> <td>0%</td> </tr> <tr> <td>Disagree</td> <td>0</td> <td>0%</td> </tr> <tr> <td>Strongly Disagree</td> <td>0</td> <td>0%</td> </tr> </tbody> </table>	Choice	Number	Percentage	Strongly Agree	16	72.73%	Agree	6	27.27%	Uncertain	0	0%	Disagree	0	0%	Strongly Disagree	0	0%	 <p>● Stron... ● Agree</p>
Choice	Number	Percentage																			
Strongly Agree	16	72.73%																			
Agree	6	27.27%																			
Uncertain	0	0%																			
Disagree	0	0%																			
Strongly Disagree	0	0%																			

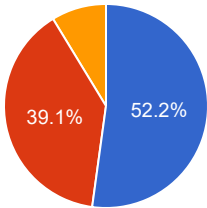
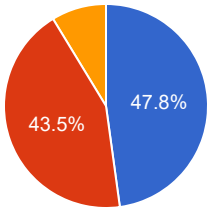
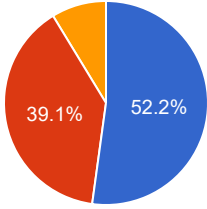
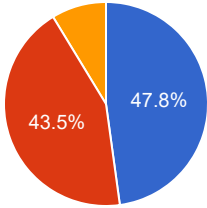
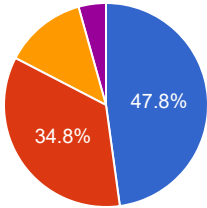
25	I was happy with the amount of work needed for tutorials	<table border="1"> <thead> <tr> <th>Choice</th> <th>Number</th> <th>Percentage</th> </tr> </thead> <tbody> <tr> <td>Strongly Agree</td> <td>16</td> <td>72.73%</td> </tr> <tr> <td>Agree</td> <td>6</td> <td>27.27%</td> </tr> <tr> <td>Uncertain</td> <td>0</td> <td>0%</td> </tr> <tr> <td>Disagree</td> <td>0</td> <td>0%</td> </tr> <tr> <td>Strongly Disagree</td> <td>0</td> <td>0%</td> </tr> </tbody> </table>	Choice	Number	Percentage	Strongly Agree	16	72.73%	Agree	6	27.27%	Uncertain	0	0%	Disagree	0	0%	Strongly Disagree	0	0%	 <p>● Stron... ● Agree</p>
Choice	Number	Percentage																			
Strongly Agree	16	72.73%																			
Agree	6	27.27%																			
Uncertain	0	0%																			
Disagree	0	0%																			
Strongly Disagree	0	0%																			
26	The tutor dealt effectively with my problems	<table border="1"> <thead> <tr> <th>Choice</th> <th>Number</th> <th>Percentage</th> </tr> </thead> <tbody> <tr> <td>Strongly Agree</td> <td>16</td> <td>72.73%</td> </tr> <tr> <td>Agree</td> <td>6</td> <td>27.27%</td> </tr> <tr> <td>Uncertain</td> <td>0</td> <td>0%</td> </tr> <tr> <td>Disagree</td> <td>0</td> <td>0%</td> </tr> <tr> <td>Strongly Disagree</td> <td>0</td> <td>0%</td> </tr> </tbody> </table>	Choice	Number	Percentage	Strongly Agree	16	72.73%	Agree	6	27.27%	Uncertain	0	0%	Disagree	0	0%	Strongly Disagree	0	0%	 <p>● Stron... ● Agree</p>
Choice	Number	Percentage																			
Strongly Agree	16	72.73%																			
Agree	6	27.27%																			
Uncertain	0	0%																			
Disagree	0	0%																			
Strongly Disagree	0	0%																			
27	The material in the practicals was useful	<table border="1"> <thead> <tr> <th>Choice</th> <th>Number</th> <th>Percentage</th> </tr> </thead> <tbody> <tr> <td>Strongly Agree</td> <td>16</td> <td>72.73%</td> </tr> <tr> <td>Agree</td> <td>6</td> <td>27.27%</td> </tr> <tr> <td>Uncertain</td> <td>0</td> <td>0%</td> </tr> <tr> <td>Disagree</td> <td>0</td> <td>0%</td> </tr> <tr> <td>Strongly Disagree</td> <td>0</td> <td>0%</td> </tr> </tbody> </table>	Choice	Number	Percentage	Strongly Agree	16	72.73%	Agree	6	27.27%	Uncertain	0	0%	Disagree	0	0%	Strongly Disagree	0	0%	 <p>● Stron... ● Agree</p>
Choice	Number	Percentage																			
Strongly Agree	16	72.73%																			
Agree	6	27.27%																			
Uncertain	0	0%																			
Disagree	0	0%																			
Strongly Disagree	0	0%																			
28	The demonstrators dealt effectively with my problems	<table border="1"> <thead> <tr> <th>Choice</th> <th>Number</th> <th>Percentage</th> </tr> </thead> <tbody> <tr> <td>Strongly Agree</td> <td>16</td> <td>72.73%</td> </tr> <tr> <td>Agree</td> <td>5</td> <td>22.73%</td> </tr> <tr> <td>Uncertain</td> <td>1</td> <td>4.55%</td> </tr> <tr> <td>Disagree</td> <td>0</td> <td>0%</td> </tr> <tr> <td>Strongly Disagree</td> <td>0</td> <td>0%</td> </tr> </tbody> </table>	Choice	Number	Percentage	Strongly Agree	16	72.73%	Agree	5	22.73%	Uncertain	1	4.55%	Disagree	0	0%	Strongly Disagree	0	0%	 <p>● Stron... ● Agree ● Unce...</p>
Choice	Number	Percentage																			
Strongly Agree	16	72.73%																			
Agree	5	22.73%																			
Uncertain	1	4.55%																			
Disagree	0	0%																			
Strongly Disagree	0	0%																			

29	The best features of the Course were	<p>agreed. that The teacher was good Good yes good good a A good out standing. out standing A TEACHERS ok Teaching method good yas got chance to know more about grammar yes teachers a a</p>
30	The Course could have been improved by	<p>agreed. nothing it was perfect Good yes good good a A good out standing. out standing A SOICTY ok Ma'am unsa fahim khan mam unsa yas providing books yes society a a</p>
31	<p>The University does not tolerate discrimination on any irrelevant distinction (e.g. race, age, gender) and is committed to work with diversity in a wholly positive way. Please indicate below anything in relation to this Course which may run counter to this objective</p>	<p>no everything was good yes good a A good A OK ok Good good enough ok a</p>

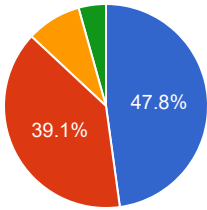
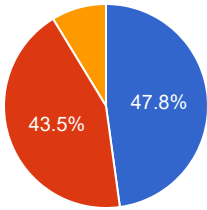
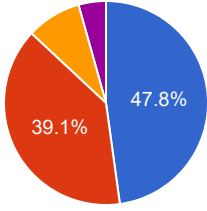
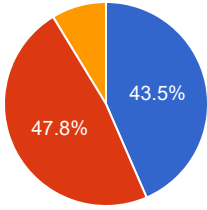
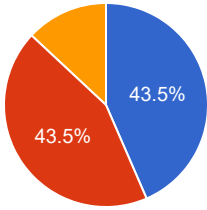
Course Evaluation - Program: 0258

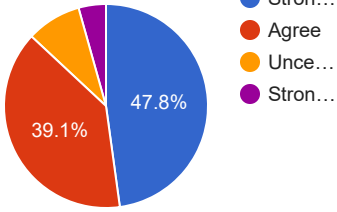
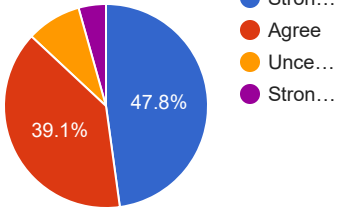
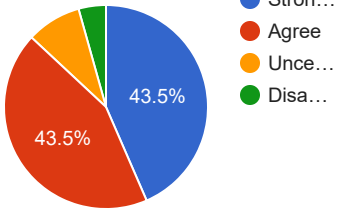
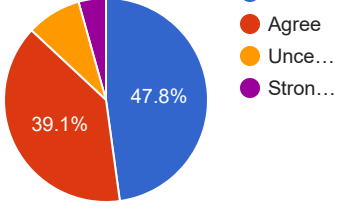
Teacher Name: UNSA FAHIM KHAN		Course ID: ENG-209 Course Title: American Literary Movement - I		Session: 2017 Fall																			
Shift: Morning -- Section:		Total Strength: 45		Attempted: 23																			
S.No	Question	Opinions			Chart																		
1	The course objectives were clear	<table border="1"> <thead> <tr> <th>Choice</th> <th>Number</th> <th>Percentage</th> </tr> </thead> <tbody> <tr> <td>Strongly Agree</td> <td>9</td> <td>39.13%</td> </tr> <tr> <td>Agree</td> <td>11</td> <td>47.83%</td> </tr> <tr> <td>Uncertain</td> <td>3</td> <td>13.04%</td> </tr> <tr> <td>Disagree</td> <td>0</td> <td>0%</td> </tr> <tr> <td>Strongly Disagree</td> <td>0</td> <td>0%</td> </tr> </tbody> </table>	Choice	Number	Percentage	Strongly Agree	9	39.13%	Agree	11	47.83%	Uncertain	3	13.04%	Disagree	0	0%	Strongly Disagree	0	0%	<p>Legend: Blue = Strongly Agree, Red = Agree, Yellow = Uncertain</p>		
Choice	Number	Percentage																					
Strongly Agree	9	39.13%																					
Agree	11	47.83%																					
Uncertain	3	13.04%																					
Disagree	0	0%																					
Strongly Disagree	0	0%																					
2	The Course workload was manageable	<table border="1"> <thead> <tr> <th>Choice</th> <th>Number</th> <th>Percentage</th> </tr> </thead> <tbody> <tr> <td>Strongly Agree</td> <td>10</td> <td>43.48%</td> </tr> <tr> <td>Agree</td> <td>9</td> <td>39.13%</td> </tr> <tr> <td>Uncertain</td> <td>4</td> <td>17.39%</td> </tr> <tr> <td>Disagree</td> <td>0</td> <td>0%</td> </tr> <tr> <td>Strongly Disagree</td> <td>0</td> <td>0%</td> </tr> </tbody> </table>	Choice	Number	Percentage	Strongly Agree	10	43.48%	Agree	9	39.13%	Uncertain	4	17.39%	Disagree	0	0%	Strongly Disagree	0	0%	<p>Legend: Blue = Strongly Agree, Red = Agree, Yellow = Uncertain</p>		
Choice	Number	Percentage																					
Strongly Agree	10	43.48%																					
Agree	9	39.13%																					
Uncertain	4	17.39%																					
Disagree	0	0%																					
Strongly Disagree	0	0%																					
3	The Course was well organized (e.g. timely access to materials, notification of changes, etc.)	<table border="1"> <thead> <tr> <th>Choice</th> <th>Number</th> <th>Percentage</th> </tr> </thead> <tbody> <tr> <td>Strongly Agree</td> <td>9</td> <td>39.13%</td> </tr> <tr> <td>Agree</td> <td>10</td> <td>43.48%</td> </tr> <tr> <td>Uncertain</td> <td>4</td> <td>17.39%</td> </tr> <tr> <td>Disagree</td> <td>0</td> <td>0%</td> </tr> <tr> <td>Strongly Disagree</td> <td>0</td> <td>0%</td> </tr> </tbody> </table>	Choice	Number	Percentage	Strongly Agree	9	39.13%	Agree	10	43.48%	Uncertain	4	17.39%	Disagree	0	0%	Strongly Disagree	0	0%	<p>Legend: Blue = Strongly Agree, Red = Agree, Yellow = Uncertain</p>		
Choice	Number	Percentage																					
Strongly Agree	9	39.13%																					
Agree	10	43.48%																					
Uncertain	4	17.39%																					
Disagree	0	0%																					
Strongly Disagree	0	0%																					
4	I participated actively in the Course	<table border="1"> <thead> <tr> <th>Choice</th> <th>Number</th> <th>Percentage</th> </tr> </thead> <tbody> <tr> <td>Strongly Agree</td> <td>8</td> <td>34.78%</td> </tr> <tr> <td>Agree</td> <td>12</td> <td>52.17%</td> </tr> <tr> <td>Uncertain</td> <td>3</td> <td>13.04%</td> </tr> <tr> <td>Disagree</td> <td>0</td> <td>0%</td> </tr> <tr> <td>Strongly Disagree</td> <td>0</td> <td>0%</td> </tr> </tbody> </table>	Choice	Number	Percentage	Strongly Agree	8	34.78%	Agree	12	52.17%	Uncertain	3	13.04%	Disagree	0	0%	Strongly Disagree	0	0%	<p>Legend: Blue = Strongly Agree, Red = Agree, Yellow = Uncertain</p>		
Choice	Number	Percentage																					
Strongly Agree	8	34.78%																					
Agree	12	52.17%																					
Uncertain	3	13.04%																					
Disagree	0	0%																					
Strongly Disagree	0	0%																					

5	I think I have made progress in this Course	<table border="1"> <thead> <tr> <th>Choice</th> <th>Number</th> <th>Percentage</th> </tr> </thead> <tbody> <tr> <td>Strongly Agree</td> <td>8</td> <td>34.78%</td> </tr> <tr> <td>Agree</td> <td>12</td> <td>52.17%</td> </tr> <tr> <td>Uncertain</td> <td>2</td> <td>8.7%</td> </tr> <tr> <td>Disagree</td> <td>0</td> <td>0%</td> </tr> <tr> <td>Strongly Disagree</td> <td>1</td> <td>4.35%</td> </tr> </tbody> </table>	Choice	Number	Percentage	Strongly Agree	8	34.78%	Agree	12	52.17%	Uncertain	2	8.7%	Disagree	0	0%	Strongly Disagree	1	4.35%	<p>Legend: Strongly Agree (Blue), Agree (Red), Uncertain (Yellow), Disagree (Green), Strongly Disagree (Purple)</p>
Choice	Number	Percentage																			
Strongly Agree	8	34.78%																			
Agree	12	52.17%																			
Uncertain	2	8.7%																			
Disagree	0	0%																			
Strongly Disagree	1	4.35%																			
6	I think the Course was well structured to achieve the learning outcomes (there was a good balance of lectures, tutorials, practical etc.)	<table border="1"> <thead> <tr> <th>Choice</th> <th>Number</th> <th>Percentage</th> </tr> </thead> <tbody> <tr> <td>Strongly Agree</td> <td>11</td> <td>47.83%</td> </tr> <tr> <td>Agree</td> <td>9</td> <td>39.13%</td> </tr> <tr> <td>Uncertain</td> <td>2</td> <td>8.7%</td> </tr> <tr> <td>Disagree</td> <td>0</td> <td>0%</td> </tr> <tr> <td>Strongly Disagree</td> <td>1</td> <td>4.35%</td> </tr> </tbody> </table>	Choice	Number	Percentage	Strongly Agree	11	47.83%	Agree	9	39.13%	Uncertain	2	8.7%	Disagree	0	0%	Strongly Disagree	1	4.35%	<p>Legend: Strongly Agree (Blue), Agree (Red), Uncertain (Yellow), Disagree (Green), Strongly Disagree (Purple)</p>
Choice	Number	Percentage																			
Strongly Agree	11	47.83%																			
Agree	9	39.13%																			
Uncertain	2	8.7%																			
Disagree	0	0%																			
Strongly Disagree	1	4.35%																			
7	The learning and teaching methods encouraged participation	<table border="1"> <thead> <tr> <th>Choice</th> <th>Number</th> <th>Percentage</th> </tr> </thead> <tbody> <tr> <td>Strongly Agree</td> <td>10</td> <td>43.48%</td> </tr> <tr> <td>Agree</td> <td>9</td> <td>39.13%</td> </tr> <tr> <td>Uncertain</td> <td>3</td> <td>13.04%</td> </tr> <tr> <td>Disagree</td> <td>0</td> <td>0%</td> </tr> <tr> <td>Strongly Disagree</td> <td>1</td> <td>4.35%</td> </tr> </tbody> </table>	Choice	Number	Percentage	Strongly Agree	10	43.48%	Agree	9	39.13%	Uncertain	3	13.04%	Disagree	0	0%	Strongly Disagree	1	4.35%	<p>Legend: Strongly Agree (Blue), Agree (Red), Uncertain (Yellow), Disagree (Green), Strongly Disagree (Purple)</p>
Choice	Number	Percentage																			
Strongly Agree	10	43.48%																			
Agree	9	39.13%																			
Uncertain	3	13.04%																			
Disagree	0	0%																			
Strongly Disagree	1	4.35%																			
8	The overall environment in the class was conducive to learning	<table border="1"> <thead> <tr> <th>Choice</th> <th>Number</th> <th>Percentage</th> </tr> </thead> <tbody> <tr> <td>Strongly Agree</td> <td>11</td> <td>47.83%</td> </tr> <tr> <td>Agree</td> <td>9</td> <td>39.13%</td> </tr> <tr> <td>Uncertain</td> <td>3</td> <td>13.04%</td> </tr> <tr> <td>Disagree</td> <td>0</td> <td>0%</td> </tr> <tr> <td>Strongly Disagree</td> <td>0</td> <td>0%</td> </tr> </tbody> </table>	Choice	Number	Percentage	Strongly Agree	11	47.83%	Agree	9	39.13%	Uncertain	3	13.04%	Disagree	0	0%	Strongly Disagree	0	0%	<p>Legend: Strongly Agree (Blue), Agree (Red), Uncertain (Yellow), Disagree (Green), Strongly Disagree (Purple)</p>
Choice	Number	Percentage																			
Strongly Agree	11	47.83%																			
Agree	9	39.13%																			
Uncertain	3	13.04%																			
Disagree	0	0%																			
Strongly Disagree	0	0%																			
9	Classrooms were satisfactory	<table border="1"> <thead> <tr> <th>Choice</th> <th>Number</th> <th>Percentage</th> </tr> </thead> <tbody> <tr> <td>Strongly Agree</td> <td>12</td> <td>52.17%</td> </tr> <tr> <td>Agree</td> <td>9</td> <td>39.13%</td> </tr> <tr> <td>Uncertain</td> <td>2</td> <td>8.7%</td> </tr> <tr> <td>Disagree</td> <td>0</td> <td>0%</td> </tr> <tr> <td>Strongly Disagree</td> <td>0</td> <td>0%</td> </tr> </tbody> </table>	Choice	Number	Percentage	Strongly Agree	12	52.17%	Agree	9	39.13%	Uncertain	2	8.7%	Disagree	0	0%	Strongly Disagree	0	0%	<p>Legend: Strongly Agree (Blue), Agree (Red), Uncertain (Yellow), Disagree (Green), Strongly Disagree (Purple)</p>
Choice	Number	Percentage																			
Strongly Agree	12	52.17%																			
Agree	9	39.13%																			
Uncertain	2	8.7%																			
Disagree	0	0%																			
Strongly Disagree	0	0%																			

10	Learning materials (Lesson Plans, Course Notes etc.) were relevant and useful	<table border="1"> <thead> <tr> <th>Choice</th> <th>Number</th> <th>Percentage</th> </tr> </thead> <tbody> <tr> <td>Strongly Agree</td> <td>12</td> <td>52.17%</td> </tr> <tr> <td>Agree</td> <td>9</td> <td>39.13%</td> </tr> <tr> <td>Uncertain</td> <td>2</td> <td>8.7%</td> </tr> <tr> <td>Disagree</td> <td>0</td> <td>0%</td> </tr> <tr> <td>Strongly Disagree</td> <td>0</td> <td>0%</td> </tr> </tbody> </table>	Choice	Number	Percentage	Strongly Agree	12	52.17%	Agree	9	39.13%	Uncertain	2	8.7%	Disagree	0	0%	Strongly Disagree	0	0%	 <ul style="list-style-type: none"> ● Stron... ● Agree ● Unce...
Choice	Number	Percentage																			
Strongly Agree	12	52.17%																			
Agree	9	39.13%																			
Uncertain	2	8.7%																			
Disagree	0	0%																			
Strongly Disagree	0	0%																			
11	Recommended reading Books etc. were relevant and appropriate	<table border="1"> <thead> <tr> <th>Choice</th> <th>Number</th> <th>Percentage</th> </tr> </thead> <tbody> <tr> <td>Strongly Agree</td> <td>11</td> <td>47.83%</td> </tr> <tr> <td>Agree</td> <td>10</td> <td>43.48%</td> </tr> <tr> <td>Uncertain</td> <td>2</td> <td>8.7%</td> </tr> <tr> <td>Disagree</td> <td>0</td> <td>0%</td> </tr> <tr> <td>Strongly Disagree</td> <td>0</td> <td>0%</td> </tr> </tbody> </table>	Choice	Number	Percentage	Strongly Agree	11	47.83%	Agree	10	43.48%	Uncertain	2	8.7%	Disagree	0	0%	Strongly Disagree	0	0%	 <ul style="list-style-type: none"> ● Stron... ● Agree ● Unce...
Choice	Number	Percentage																			
Strongly Agree	11	47.83%																			
Agree	10	43.48%																			
Uncertain	2	8.7%																			
Disagree	0	0%																			
Strongly Disagree	0	0%																			
12	The provision of learning resources in the library was adequate and appropriate	<table border="1"> <thead> <tr> <th>Choice</th> <th>Number</th> <th>Percentage</th> </tr> </thead> <tbody> <tr> <td>Strongly Agree</td> <td>12</td> <td>52.17%</td> </tr> <tr> <td>Agree</td> <td>9</td> <td>39.13%</td> </tr> <tr> <td>Uncertain</td> <td>2</td> <td>8.7%</td> </tr> <tr> <td>Disagree</td> <td>0</td> <td>0%</td> </tr> <tr> <td>Strongly Disagree</td> <td>0</td> <td>0%</td> </tr> </tbody> </table>	Choice	Number	Percentage	Strongly Agree	12	52.17%	Agree	9	39.13%	Uncertain	2	8.7%	Disagree	0	0%	Strongly Disagree	0	0%	 <ul style="list-style-type: none"> ● Stron... ● Agree ● Unce...
Choice	Number	Percentage																			
Strongly Agree	12	52.17%																			
Agree	9	39.13%																			
Uncertain	2	8.7%																			
Disagree	0	0%																			
Strongly Disagree	0	0%																			
13	The provision of learning resources on the Web was adequate and appropriate (if relevant)	<table border="1"> <thead> <tr> <th>Choice</th> <th>Number</th> <th>Percentage</th> </tr> </thead> <tbody> <tr> <td>Strongly Agree</td> <td>11</td> <td>47.83%</td> </tr> <tr> <td>Agree</td> <td>10</td> <td>43.48%</td> </tr> <tr> <td>Uncertain</td> <td>2</td> <td>8.7%</td> </tr> <tr> <td>Disagree</td> <td>0</td> <td>0%</td> </tr> <tr> <td>Strongly Disagree</td> <td>0</td> <td>0%</td> </tr> </tbody> </table>	Choice	Number	Percentage	Strongly Agree	11	47.83%	Agree	10	43.48%	Uncertain	2	8.7%	Disagree	0	0%	Strongly Disagree	0	0%	 <ul style="list-style-type: none"> ● Stron... ● Agree ● Unce...
Choice	Number	Percentage																			
Strongly Agree	11	47.83%																			
Agree	10	43.48%																			
Uncertain	2	8.7%																			
Disagree	0	0%																			
Strongly Disagree	0	0%																			
14	The Course stimulated my interest and thought on the subject area	<table border="1"> <thead> <tr> <th>Choice</th> <th>Number</th> <th>Percentage</th> </tr> </thead> <tbody> <tr> <td>Strongly Agree</td> <td>11</td> <td>47.83%</td> </tr> <tr> <td>Agree</td> <td>8</td> <td>34.78%</td> </tr> <tr> <td>Uncertain</td> <td>3</td> <td>13.04%</td> </tr> <tr> <td>Disagree</td> <td>0</td> <td>0%</td> </tr> <tr> <td>Strongly Disagree</td> <td>1</td> <td>4.35%</td> </tr> </tbody> </table>	Choice	Number	Percentage	Strongly Agree	11	47.83%	Agree	8	34.78%	Uncertain	3	13.04%	Disagree	0	0%	Strongly Disagree	1	4.35%	 <ul style="list-style-type: none"> ● Stron... ● Agree ● Unce... ● Stron...
Choice	Number	Percentage																			
Strongly Agree	11	47.83%																			
Agree	8	34.78%																			
Uncertain	3	13.04%																			
Disagree	0	0%																			
Strongly Disagree	1	4.35%																			

15	The pace of the Course was appropriate	<table border="1"> <thead> <tr> <th>Choice</th> <th>Number</th> <th>Percentage</th> </tr> </thead> <tbody> <tr> <td>Strongly Agree</td> <td>10</td> <td>43.48%</td> </tr> <tr> <td>Agree</td> <td>10</td> <td>43.48%</td> </tr> <tr> <td>Uncertain</td> <td>2</td> <td>8.7%</td> </tr> <tr> <td>Disagree</td> <td>0</td> <td>0%</td> </tr> <tr> <td>Strongly Disagree</td> <td>1</td> <td>4.35%</td> </tr> </tbody> </table>	Choice	Number	Percentage	Strongly Agree	10	43.48%	Agree	10	43.48%	Uncertain	2	8.7%	Disagree	0	0%	Strongly Disagree	1	4.35%	<p>43.5% (Strongly Agree), 43.5% (Agree), 8.7% (Uncertain), 0% (Disagree), 4.35% (Strongly Disagree)</p>
Choice	Number	Percentage																			
Strongly Agree	10	43.48%																			
Agree	10	43.48%																			
Uncertain	2	8.7%																			
Disagree	0	0%																			
Strongly Disagree	1	4.35%																			
16	Ideas and concepts were presented clearly	<table border="1"> <thead> <tr> <th>Choice</th> <th>Number</th> <th>Percentage</th> </tr> </thead> <tbody> <tr> <td>Strongly Agree</td> <td>12</td> <td>52.17%</td> </tr> <tr> <td>Agree</td> <td>8</td> <td>34.78%</td> </tr> <tr> <td>Uncertain</td> <td>2</td> <td>8.7%</td> </tr> <tr> <td>Disagree</td> <td>0</td> <td>0%</td> </tr> <tr> <td>Strongly Disagree</td> <td>1</td> <td>4.35%</td> </tr> </tbody> </table>	Choice	Number	Percentage	Strongly Agree	12	52.17%	Agree	8	34.78%	Uncertain	2	8.7%	Disagree	0	0%	Strongly Disagree	1	4.35%	<p>52.2% (Strongly Agree), 34.8% (Agree), 8.7% (Uncertain), 0% (Disagree), 4.35% (Strongly Disagree)</p>
Choice	Number	Percentage																			
Strongly Agree	12	52.17%																			
Agree	8	34.78%																			
Uncertain	2	8.7%																			
Disagree	0	0%																			
Strongly Disagree	1	4.35%																			
17	The method of assessment were reasonable	<table border="1"> <thead> <tr> <th>Choice</th> <th>Number</th> <th>Percentage</th> </tr> </thead> <tbody> <tr> <td>Strongly Agree</td> <td>12</td> <td>52.17%</td> </tr> <tr> <td>Agree</td> <td>8</td> <td>34.78%</td> </tr> <tr> <td>Uncertain</td> <td>2</td> <td>8.7%</td> </tr> <tr> <td>Disagree</td> <td>0</td> <td>0%</td> </tr> <tr> <td>Strongly Disagree</td> <td>1</td> <td>4.35%</td> </tr> </tbody> </table>	Choice	Number	Percentage	Strongly Agree	12	52.17%	Agree	8	34.78%	Uncertain	2	8.7%	Disagree	0	0%	Strongly Disagree	1	4.35%	<p>52.2% (Strongly Agree), 34.8% (Agree), 8.7% (Uncertain), 0% (Disagree), 4.35% (Strongly Disagree)</p>
Choice	Number	Percentage																			
Strongly Agree	12	52.17%																			
Agree	8	34.78%																			
Uncertain	2	8.7%																			
Disagree	0	0%																			
Strongly Disagree	1	4.35%																			
18	Feedback on assessment was timely	<table border="1"> <thead> <tr> <th>Choice</th> <th>Number</th> <th>Percentage</th> </tr> </thead> <tbody> <tr> <td>Strongly Agree</td> <td>11</td> <td>47.83%</td> </tr> <tr> <td>Agree</td> <td>9</td> <td>39.13%</td> </tr> <tr> <td>Uncertain</td> <td>2</td> <td>8.7%</td> </tr> <tr> <td>Disagree</td> <td>0</td> <td>0%</td> </tr> <tr> <td>Strongly Disagree</td> <td>1</td> <td>4.35%</td> </tr> </tbody> </table>	Choice	Number	Percentage	Strongly Agree	11	47.83%	Agree	9	39.13%	Uncertain	2	8.7%	Disagree	0	0%	Strongly Disagree	1	4.35%	<p>47.8% (Strongly Agree), 39.1% (Agree), 8.7% (Uncertain), 0% (Disagree), 4.35% (Strongly Disagree)</p>
Choice	Number	Percentage																			
Strongly Agree	11	47.83%																			
Agree	9	39.13%																			
Uncertain	2	8.7%																			
Disagree	0	0%																			
Strongly Disagree	1	4.35%																			
19	Feedback on assessment was helpful	<table border="1"> <thead> <tr> <th>Choice</th> <th>Number</th> <th>Percentage</th> </tr> </thead> <tbody> <tr> <td>Strongly Agree</td> <td>12</td> <td>52.17%</td> </tr> <tr> <td>Agree</td> <td>8</td> <td>34.78%</td> </tr> <tr> <td>Uncertain</td> <td>2</td> <td>8.7%</td> </tr> <tr> <td>Disagree</td> <td>0</td> <td>0%</td> </tr> <tr> <td>Strongly Disagree</td> <td>1</td> <td>4.35%</td> </tr> </tbody> </table>	Choice	Number	Percentage	Strongly Agree	12	52.17%	Agree	8	34.78%	Uncertain	2	8.7%	Disagree	0	0%	Strongly Disagree	1	4.35%	<p>52.2% (Strongly Agree), 34.8% (Agree), 8.7% (Uncertain), 0% (Disagree), 4.35% (Strongly Disagree)</p>
Choice	Number	Percentage																			
Strongly Agree	12	52.17%																			
Agree	8	34.78%																			
Uncertain	2	8.7%																			
Disagree	0	0%																			
Strongly Disagree	1	4.35%																			

20	I understood the lectures	<table border="1"> <thead> <tr> <th>Choice</th> <th>Number</th> <th>Percentage</th> </tr> </thead> <tbody> <tr> <td>Strongly Agree</td> <td>11</td> <td>47.83%</td> </tr> <tr> <td>Agree</td> <td>9</td> <td>39.13%</td> </tr> <tr> <td>Uncertain</td> <td>2</td> <td>8.7%</td> </tr> <tr> <td>Disagree</td> <td>1</td> <td>4.35%</td> </tr> <tr> <td>Strongly Disagree</td> <td>0</td> <td>0%</td> </tr> </tbody> </table>	Choice	Number	Percentage	Strongly Agree	11	47.83%	Agree	9	39.13%	Uncertain	2	8.7%	Disagree	1	4.35%	Strongly Disagree	0	0%	 <ul style="list-style-type: none"> ● Stron... ● Agree ● Unce... ● Disa...
Choice	Number	Percentage																			
Strongly Agree	11	47.83%																			
Agree	9	39.13%																			
Uncertain	2	8.7%																			
Disagree	1	4.35%																			
Strongly Disagree	0	0%																			
21	The material was well organized and presented	<table border="1"> <thead> <tr> <th>Choice</th> <th>Number</th> <th>Percentage</th> </tr> </thead> <tbody> <tr> <td>Strongly Agree</td> <td>11</td> <td>47.83%</td> </tr> <tr> <td>Agree</td> <td>10</td> <td>43.48%</td> </tr> <tr> <td>Uncertain</td> <td>2</td> <td>8.7%</td> </tr> <tr> <td>Disagree</td> <td>0</td> <td>0%</td> </tr> <tr> <td>Strongly Disagree</td> <td>0</td> <td>0%</td> </tr> </tbody> </table>	Choice	Number	Percentage	Strongly Agree	11	47.83%	Agree	10	43.48%	Uncertain	2	8.7%	Disagree	0	0%	Strongly Disagree	0	0%	 <ul style="list-style-type: none"> ● Stron... ● Agree ● Unce...
Choice	Number	Percentage																			
Strongly Agree	11	47.83%																			
Agree	10	43.48%																			
Uncertain	2	8.7%																			
Disagree	0	0%																			
Strongly Disagree	0	0%																			
22	The instructor was responsive to student needs and problems	<table border="1"> <thead> <tr> <th>Choice</th> <th>Number</th> <th>Percentage</th> </tr> </thead> <tbody> <tr> <td>Strongly Agree</td> <td>11</td> <td>47.83%</td> </tr> <tr> <td>Agree</td> <td>9</td> <td>39.13%</td> </tr> <tr> <td>Uncertain</td> <td>2</td> <td>8.7%</td> </tr> <tr> <td>Disagree</td> <td>0</td> <td>0%</td> </tr> <tr> <td>Strongly Disagree</td> <td>1</td> <td>4.35%</td> </tr> </tbody> </table>	Choice	Number	Percentage	Strongly Agree	11	47.83%	Agree	9	39.13%	Uncertain	2	8.7%	Disagree	0	0%	Strongly Disagree	1	4.35%	 <ul style="list-style-type: none"> ● Stron... ● Agree ● Unce... ● Stron...
Choice	Number	Percentage																			
Strongly Agree	11	47.83%																			
Agree	9	39.13%																			
Uncertain	2	8.7%																			
Disagree	0	0%																			
Strongly Disagree	1	4.35%																			
23	Had the instructor been regular throughout the course	<table border="1"> <thead> <tr> <th>Choice</th> <th>Number</th> <th>Percentage</th> </tr> </thead> <tbody> <tr> <td>Strongly Agree</td> <td>10</td> <td>43.48%</td> </tr> <tr> <td>Agree</td> <td>11</td> <td>47.83%</td> </tr> <tr> <td>Uncertain</td> <td>2</td> <td>8.7%</td> </tr> <tr> <td>Disagree</td> <td>0</td> <td>0%</td> </tr> <tr> <td>Strongly Disagree</td> <td>0</td> <td>0%</td> </tr> </tbody> </table>	Choice	Number	Percentage	Strongly Agree	10	43.48%	Agree	11	47.83%	Uncertain	2	8.7%	Disagree	0	0%	Strongly Disagree	0	0%	 <ul style="list-style-type: none"> ● Stron... ● Agree ● Unce...
Choice	Number	Percentage																			
Strongly Agree	10	43.48%																			
Agree	11	47.83%																			
Uncertain	2	8.7%																			
Disagree	0	0%																			
Strongly Disagree	0	0%																			
24	The material in the tutorials was useful	<table border="1"> <thead> <tr> <th>Choice</th> <th>Number</th> <th>Percentage</th> </tr> </thead> <tbody> <tr> <td>Strongly Agree</td> <td>10</td> <td>43.48%</td> </tr> <tr> <td>Agree</td> <td>10</td> <td>43.48%</td> </tr> <tr> <td>Uncertain</td> <td>3</td> <td>13.04%</td> </tr> <tr> <td>Disagree</td> <td>0</td> <td>0%</td> </tr> <tr> <td>Strongly Disagree</td> <td>0</td> <td>0%</td> </tr> </tbody> </table>	Choice	Number	Percentage	Strongly Agree	10	43.48%	Agree	10	43.48%	Uncertain	3	13.04%	Disagree	0	0%	Strongly Disagree	0	0%	 <ul style="list-style-type: none"> ● Stron... ● Agree ● Unce...
Choice	Number	Percentage																			
Strongly Agree	10	43.48%																			
Agree	10	43.48%																			
Uncertain	3	13.04%																			
Disagree	0	0%																			
Strongly Disagree	0	0%																			

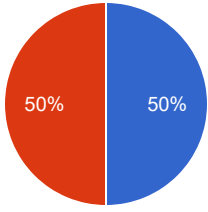
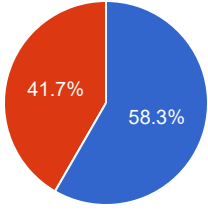
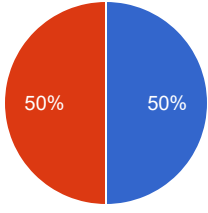
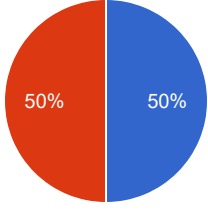
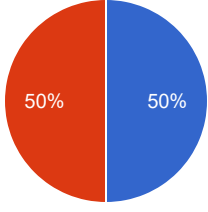
25	I was happy with the amount of work needed for tutorials	<table border="1"> <thead> <tr> <th>Choice</th> <th>Number</th> <th>Percentage</th> </tr> </thead> <tbody> <tr> <td>Strongly Agree</td> <td>11</td> <td>47.83%</td> </tr> <tr> <td>Agree</td> <td>9</td> <td>39.13%</td> </tr> <tr> <td>Uncertain</td> <td>2</td> <td>8.7%</td> </tr> <tr> <td>Disagree</td> <td>0</td> <td>0%</td> </tr> <tr> <td>Strongly Disagree</td> <td>1</td> <td>4.35%</td> </tr> </tbody> </table>	Choice	Number	Percentage	Strongly Agree	11	47.83%	Agree	9	39.13%	Uncertain	2	8.7%	Disagree	0	0%	Strongly Disagree	1	4.35%	
Choice	Number	Percentage																			
Strongly Agree	11	47.83%																			
Agree	9	39.13%																			
Uncertain	2	8.7%																			
Disagree	0	0%																			
Strongly Disagree	1	4.35%																			
26	The tutor dealt effectively with my problems	<table border="1"> <thead> <tr> <th>Choice</th> <th>Number</th> <th>Percentage</th> </tr> </thead> <tbody> <tr> <td>Strongly Agree</td> <td>11</td> <td>47.83%</td> </tr> <tr> <td>Agree</td> <td>9</td> <td>39.13%</td> </tr> <tr> <td>Uncertain</td> <td>2</td> <td>8.7%</td> </tr> <tr> <td>Disagree</td> <td>0</td> <td>0%</td> </tr> <tr> <td>Strongly Disagree</td> <td>1</td> <td>4.35%</td> </tr> </tbody> </table>	Choice	Number	Percentage	Strongly Agree	11	47.83%	Agree	9	39.13%	Uncertain	2	8.7%	Disagree	0	0%	Strongly Disagree	1	4.35%	
Choice	Number	Percentage																			
Strongly Agree	11	47.83%																			
Agree	9	39.13%																			
Uncertain	2	8.7%																			
Disagree	0	0%																			
Strongly Disagree	1	4.35%																			
27	The material in the practicals was useful	<table border="1"> <thead> <tr> <th>Choice</th> <th>Number</th> <th>Percentage</th> </tr> </thead> <tbody> <tr> <td>Strongly Agree</td> <td>10</td> <td>43.48%</td> </tr> <tr> <td>Agree</td> <td>10</td> <td>43.48%</td> </tr> <tr> <td>Uncertain</td> <td>2</td> <td>8.7%</td> </tr> <tr> <td>Disagree</td> <td>1</td> <td>4.35%</td> </tr> <tr> <td>Strongly Disagree</td> <td>0</td> <td>0%</td> </tr> </tbody> </table>	Choice	Number	Percentage	Strongly Agree	10	43.48%	Agree	10	43.48%	Uncertain	2	8.7%	Disagree	1	4.35%	Strongly Disagree	0	0%	
Choice	Number	Percentage																			
Strongly Agree	10	43.48%																			
Agree	10	43.48%																			
Uncertain	2	8.7%																			
Disagree	1	4.35%																			
Strongly Disagree	0	0%																			
28	The demonstrators dealt effectively with my problems	<table border="1"> <thead> <tr> <th>Choice</th> <th>Number</th> <th>Percentage</th> </tr> </thead> <tbody> <tr> <td>Strongly Agree</td> <td>11</td> <td>47.83%</td> </tr> <tr> <td>Agree</td> <td>9</td> <td>39.13%</td> </tr> <tr> <td>Uncertain</td> <td>2</td> <td>8.7%</td> </tr> <tr> <td>Disagree</td> <td>0</td> <td>0%</td> </tr> <tr> <td>Strongly Disagree</td> <td>1</td> <td>4.35%</td> </tr> </tbody> </table>	Choice	Number	Percentage	Strongly Agree	11	47.83%	Agree	9	39.13%	Uncertain	2	8.7%	Disagree	0	0%	Strongly Disagree	1	4.35%	
Choice	Number	Percentage																			
Strongly Agree	11	47.83%																			
Agree	9	39.13%																			
Uncertain	2	8.7%																			
Disagree	0	0%																			
Strongly Disagree	1	4.35%																			

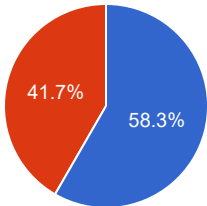
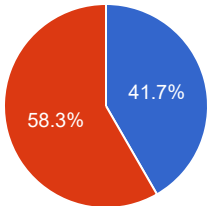
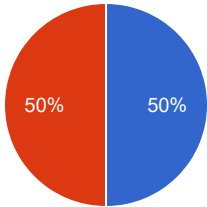
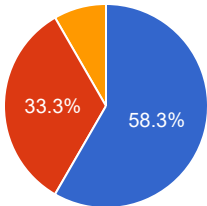
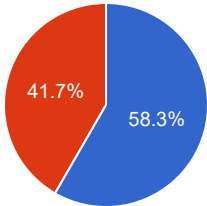
29	The best features of the Course were	<p>improved my knowledge Good nothing. informative Content Good she is very hardworking. Good s Good literature f No comments To understand about the American time periods The course was great Good Good a Good Tge history and detail about everything. Nothing. Normal her behavior is tooooo rude towards the students easy</p>
30	The Course could have been improved by	<p>nil Good By providing quality lectures and handouts. giving more information Little bit Good yes Mam Unsa ss Mam unsa g None Teacher The knowledge which have been gain from our teachers Good Good a Good There should have been more time to study it a bit more. By giving clear lectures and handouts. Giving more details into it. she should be immediatly removed from cordinatorship teacher MAM unsa</p>
31	<p>The University does not tolerate discrimination on any irrelevant distinction (e.g. race, age, gender) and is committed to work with diversity in a wholly positive way. Please indicate below anything in relation to this Course which may run counter to this objective</p>	<p>nil Good Nothing Good Yes s Every thing is fair g No comments Ok We should be positive and work together Good Good a Good nothing good</p>

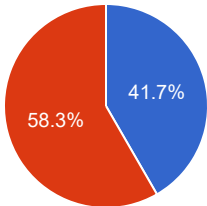
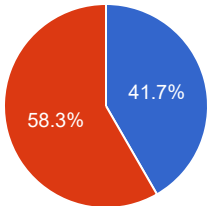
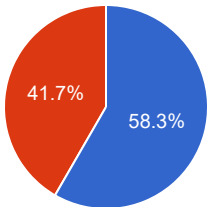
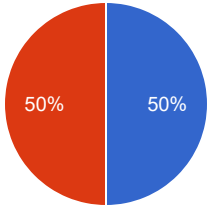
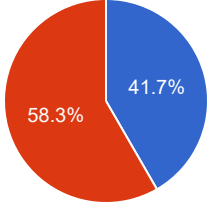


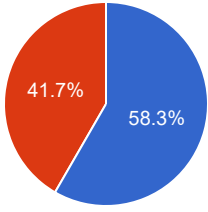
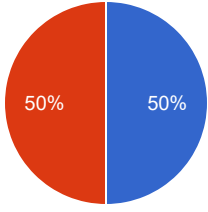
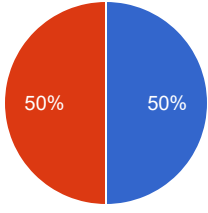
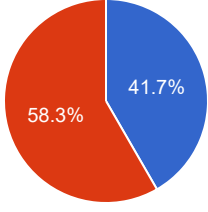
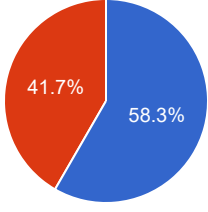
Course Evaluation - Program: 0258

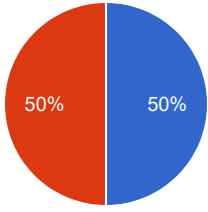
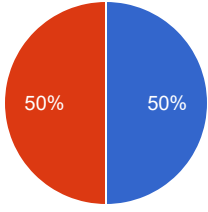
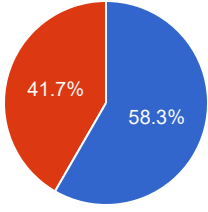
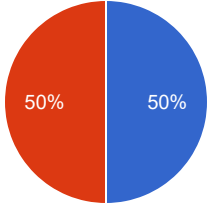
Teacher Name: UNSA FAHIM KHAN		Course ID: ENG-309 Course Title: Novel		Session: 2017 Fall																			
Shift: Morning -- Section:		Total Strength: 18		Attempted: 12																			
S.No	Question	Opinions			Chart																		
1	The course objectives were clear	<table border="1"> <thead> <tr> <th>Choice</th> <th>Number</th> <th>Percentage</th> </tr> </thead> <tbody> <tr> <td>Strongly Agree</td> <td>7</td> <td>58.33%</td> </tr> <tr> <td>Agree</td> <td>5</td> <td>41.67%</td> </tr> <tr> <td>Uncertain</td> <td>0</td> <td>0%</td> </tr> <tr> <td>Disagree</td> <td>0</td> <td>0%</td> </tr> <tr> <td>Strongly Disagree</td> <td>0</td> <td>0%</td> </tr> </tbody> </table>	Choice	Number	Percentage	Strongly Agree	7	58.33%	Agree	5	41.67%	Uncertain	0	0%	Disagree	0	0%	Strongly Disagree	0	0%	<p>Legend: ● Stron... (blue), ● Agree (red)</p>		
Choice	Number	Percentage																					
Strongly Agree	7	58.33%																					
Agree	5	41.67%																					
Uncertain	0	0%																					
Disagree	0	0%																					
Strongly Disagree	0	0%																					
2	The Course workload was manageable	<table border="1"> <thead> <tr> <th>Choice</th> <th>Number</th> <th>Percentage</th> </tr> </thead> <tbody> <tr> <td>Strongly Agree</td> <td>6</td> <td>50%</td> </tr> <tr> <td>Agree</td> <td>6</td> <td>50%</td> </tr> <tr> <td>Uncertain</td> <td>0</td> <td>0%</td> </tr> <tr> <td>Disagree</td> <td>0</td> <td>0%</td> </tr> <tr> <td>Strongly Disagree</td> <td>0</td> <td>0%</td> </tr> </tbody> </table>	Choice	Number	Percentage	Strongly Agree	6	50%	Agree	6	50%	Uncertain	0	0%	Disagree	0	0%	Strongly Disagree	0	0%	<p>Legend: ● Stron... (blue), ● Agree (red)</p>		
Choice	Number	Percentage																					
Strongly Agree	6	50%																					
Agree	6	50%																					
Uncertain	0	0%																					
Disagree	0	0%																					
Strongly Disagree	0	0%																					
3	The Course was well organized (e.g. timely access to materials, notification of changes, etc.)	<table border="1"> <thead> <tr> <th>Choice</th> <th>Number</th> <th>Percentage</th> </tr> </thead> <tbody> <tr> <td>Strongly Agree</td> <td>6</td> <td>50%</td> </tr> <tr> <td>Agree</td> <td>6</td> <td>50%</td> </tr> <tr> <td>Uncertain</td> <td>0</td> <td>0%</td> </tr> <tr> <td>Disagree</td> <td>0</td> <td>0%</td> </tr> <tr> <td>Strongly Disagree</td> <td>0</td> <td>0%</td> </tr> </tbody> </table>	Choice	Number	Percentage	Strongly Agree	6	50%	Agree	6	50%	Uncertain	0	0%	Disagree	0	0%	Strongly Disagree	0	0%	<p>Legend: ● Stron... (blue), ● Agree (red)</p>		
Choice	Number	Percentage																					
Strongly Agree	6	50%																					
Agree	6	50%																					
Uncertain	0	0%																					
Disagree	0	0%																					
Strongly Disagree	0	0%																					
4	I participated actively in the Course	<table border="1"> <thead> <tr> <th>Choice</th> <th>Number</th> <th>Percentage</th> </tr> </thead> <tbody> <tr> <td>Strongly Agree</td> <td>7</td> <td>58.33%</td> </tr> <tr> <td>Agree</td> <td>5</td> <td>41.67%</td> </tr> <tr> <td>Uncertain</td> <td>0</td> <td>0%</td> </tr> <tr> <td>Disagree</td> <td>0</td> <td>0%</td> </tr> <tr> <td>Strongly Disagree</td> <td>0</td> <td>0%</td> </tr> </tbody> </table>	Choice	Number	Percentage	Strongly Agree	7	58.33%	Agree	5	41.67%	Uncertain	0	0%	Disagree	0	0%	Strongly Disagree	0	0%	<p>Legend: ● Stron... (blue), ● Agree (red)</p>		
Choice	Number	Percentage																					
Strongly Agree	7	58.33%																					
Agree	5	41.67%																					
Uncertain	0	0%																					
Disagree	0	0%																					
Strongly Disagree	0	0%																					

5	I think I have made progress in this Course	<table border="1"> <thead> <tr> <th>Choice</th> <th>Number</th> <th>Percentage</th> </tr> </thead> <tbody> <tr> <td>Strongly Agree</td> <td>6</td> <td>50%</td> </tr> <tr> <td>Agree</td> <td>6</td> <td>50%</td> </tr> <tr> <td>Uncertain</td> <td>0</td> <td>0%</td> </tr> <tr> <td>Disagree</td> <td>0</td> <td>0%</td> </tr> <tr> <td>Strongly Disagree</td> <td>0</td> <td>0%</td> </tr> </tbody> </table>	Choice	Number	Percentage	Strongly Agree	6	50%	Agree	6	50%	Uncertain	0	0%	Disagree	0	0%	Strongly Disagree	0	0%	 <p>● Stron... ● Agree</p>
Choice	Number	Percentage																			
Strongly Agree	6	50%																			
Agree	6	50%																			
Uncertain	0	0%																			
Disagree	0	0%																			
Strongly Disagree	0	0%																			
6	I think the Course was well structured to achieve the learning outcomes (there was a good balance of lectures, tutorials, practical etc.)	<table border="1"> <thead> <tr> <th>Choice</th> <th>Number</th> <th>Percentage</th> </tr> </thead> <tbody> <tr> <td>Strongly Agree</td> <td>7</td> <td>58.33%</td> </tr> <tr> <td>Agree</td> <td>5</td> <td>41.67%</td> </tr> <tr> <td>Uncertain</td> <td>0</td> <td>0%</td> </tr> <tr> <td>Disagree</td> <td>0</td> <td>0%</td> </tr> <tr> <td>Strongly Disagree</td> <td>0</td> <td>0%</td> </tr> </tbody> </table>	Choice	Number	Percentage	Strongly Agree	7	58.33%	Agree	5	41.67%	Uncertain	0	0%	Disagree	0	0%	Strongly Disagree	0	0%	 <p>● Stron... ● Agree</p>
Choice	Number	Percentage																			
Strongly Agree	7	58.33%																			
Agree	5	41.67%																			
Uncertain	0	0%																			
Disagree	0	0%																			
Strongly Disagree	0	0%																			
7	The learning and teaching methods encouraged participation	<table border="1"> <thead> <tr> <th>Choice</th> <th>Number</th> <th>Percentage</th> </tr> </thead> <tbody> <tr> <td>Strongly Agree</td> <td>6</td> <td>50%</td> </tr> <tr> <td>Agree</td> <td>6</td> <td>50%</td> </tr> <tr> <td>Uncertain</td> <td>0</td> <td>0%</td> </tr> <tr> <td>Disagree</td> <td>0</td> <td>0%</td> </tr> <tr> <td>Strongly Disagree</td> <td>0</td> <td>0%</td> </tr> </tbody> </table>	Choice	Number	Percentage	Strongly Agree	6	50%	Agree	6	50%	Uncertain	0	0%	Disagree	0	0%	Strongly Disagree	0	0%	 <p>● Stron... ● Agree</p>
Choice	Number	Percentage																			
Strongly Agree	6	50%																			
Agree	6	50%																			
Uncertain	0	0%																			
Disagree	0	0%																			
Strongly Disagree	0	0%																			
8	The overall environment in the class was conducive to learning	<table border="1"> <thead> <tr> <th>Choice</th> <th>Number</th> <th>Percentage</th> </tr> </thead> <tbody> <tr> <td>Strongly Agree</td> <td>6</td> <td>50%</td> </tr> <tr> <td>Agree</td> <td>6</td> <td>50%</td> </tr> <tr> <td>Uncertain</td> <td>0</td> <td>0%</td> </tr> <tr> <td>Disagree</td> <td>0</td> <td>0%</td> </tr> <tr> <td>Strongly Disagree</td> <td>0</td> <td>0%</td> </tr> </tbody> </table>	Choice	Number	Percentage	Strongly Agree	6	50%	Agree	6	50%	Uncertain	0	0%	Disagree	0	0%	Strongly Disagree	0	0%	 <p>● Stron... ● Agree</p>
Choice	Number	Percentage																			
Strongly Agree	6	50%																			
Agree	6	50%																			
Uncertain	0	0%																			
Disagree	0	0%																			
Strongly Disagree	0	0%																			
9	Classrooms were satisfactory	<table border="1"> <thead> <tr> <th>Choice</th> <th>Number</th> <th>Percentage</th> </tr> </thead> <tbody> <tr> <td>Strongly Agree</td> <td>6</td> <td>50%</td> </tr> <tr> <td>Agree</td> <td>6</td> <td>50%</td> </tr> <tr> <td>Uncertain</td> <td>0</td> <td>0%</td> </tr> <tr> <td>Disagree</td> <td>0</td> <td>0%</td> </tr> <tr> <td>Strongly Disagree</td> <td>0</td> <td>0%</td> </tr> </tbody> </table>	Choice	Number	Percentage	Strongly Agree	6	50%	Agree	6	50%	Uncertain	0	0%	Disagree	0	0%	Strongly Disagree	0	0%	 <p>● Stron... ● Agree</p>
Choice	Number	Percentage																			
Strongly Agree	6	50%																			
Agree	6	50%																			
Uncertain	0	0%																			
Disagree	0	0%																			
Strongly Disagree	0	0%																			

10	Learning materials (Lesson Plans, Course Notes etc.) were relevant and useful	<table border="1"> <thead> <tr> <th>Choice</th> <th>Number</th> <th>Percentage</th> </tr> </thead> <tbody> <tr> <td>Strongly Agree</td> <td>7</td> <td>58.33%</td> </tr> <tr> <td>Agree</td> <td>5</td> <td>41.67%</td> </tr> <tr> <td>Uncertain</td> <td>0</td> <td>0%</td> </tr> <tr> <td>Disagree</td> <td>0</td> <td>0%</td> </tr> <tr> <td>Strongly Disagree</td> <td>0</td> <td>0%</td> </tr> </tbody> </table>	Choice	Number	Percentage	Strongly Agree	7	58.33%	Agree	5	41.67%	Uncertain	0	0%	Disagree	0	0%	Strongly Disagree	0	0%	 <p>● Stron... ● Agree</p>
Choice	Number	Percentage																			
Strongly Agree	7	58.33%																			
Agree	5	41.67%																			
Uncertain	0	0%																			
Disagree	0	0%																			
Strongly Disagree	0	0%																			
11	Recommended reading Books etc. were relevant and appropriate	<table border="1"> <thead> <tr> <th>Choice</th> <th>Number</th> <th>Percentage</th> </tr> </thead> <tbody> <tr> <td>Strongly Agree</td> <td>5</td> <td>41.67%</td> </tr> <tr> <td>Agree</td> <td>7</td> <td>58.33%</td> </tr> <tr> <td>Uncertain</td> <td>0</td> <td>0%</td> </tr> <tr> <td>Disagree</td> <td>0</td> <td>0%</td> </tr> <tr> <td>Strongly Disagree</td> <td>0</td> <td>0%</td> </tr> </tbody> </table>	Choice	Number	Percentage	Strongly Agree	5	41.67%	Agree	7	58.33%	Uncertain	0	0%	Disagree	0	0%	Strongly Disagree	0	0%	 <p>● Stron... ● Agree</p>
Choice	Number	Percentage																			
Strongly Agree	5	41.67%																			
Agree	7	58.33%																			
Uncertain	0	0%																			
Disagree	0	0%																			
Strongly Disagree	0	0%																			
12	The provision of learning resources in the library was adequate and appropriate	<table border="1"> <thead> <tr> <th>Choice</th> <th>Number</th> <th>Percentage</th> </tr> </thead> <tbody> <tr> <td>Strongly Agree</td> <td>6</td> <td>50%</td> </tr> <tr> <td>Agree</td> <td>6</td> <td>50%</td> </tr> <tr> <td>Uncertain</td> <td>0</td> <td>0%</td> </tr> <tr> <td>Disagree</td> <td>0</td> <td>0%</td> </tr> <tr> <td>Strongly Disagree</td> <td>0</td> <td>0%</td> </tr> </tbody> </table>	Choice	Number	Percentage	Strongly Agree	6	50%	Agree	6	50%	Uncertain	0	0%	Disagree	0	0%	Strongly Disagree	0	0%	 <p>● Stron... ● Agree</p>
Choice	Number	Percentage																			
Strongly Agree	6	50%																			
Agree	6	50%																			
Uncertain	0	0%																			
Disagree	0	0%																			
Strongly Disagree	0	0%																			
13	The provision of learning resources on the Web was adequate and appropriate (if relevant)	<table border="1"> <thead> <tr> <th>Choice</th> <th>Number</th> <th>Percentage</th> </tr> </thead> <tbody> <tr> <td>Strongly Agree</td> <td>7</td> <td>58.33%</td> </tr> <tr> <td>Agree</td> <td>4</td> <td>33.33%</td> </tr> <tr> <td>Uncertain</td> <td>1</td> <td>8.33%</td> </tr> <tr> <td>Disagree</td> <td>0</td> <td>0%</td> </tr> <tr> <td>Strongly Disagree</td> <td>0</td> <td>0%</td> </tr> </tbody> </table>	Choice	Number	Percentage	Strongly Agree	7	58.33%	Agree	4	33.33%	Uncertain	1	8.33%	Disagree	0	0%	Strongly Disagree	0	0%	 <p>● Stron... ● Agree ● Unce...</p>
Choice	Number	Percentage																			
Strongly Agree	7	58.33%																			
Agree	4	33.33%																			
Uncertain	1	8.33%																			
Disagree	0	0%																			
Strongly Disagree	0	0%																			
14	The Course stimulated my interest and thought on the subject area	<table border="1"> <thead> <tr> <th>Choice</th> <th>Number</th> <th>Percentage</th> </tr> </thead> <tbody> <tr> <td>Strongly Agree</td> <td>7</td> <td>58.33%</td> </tr> <tr> <td>Agree</td> <td>5</td> <td>41.67%</td> </tr> <tr> <td>Uncertain</td> <td>0</td> <td>0%</td> </tr> <tr> <td>Disagree</td> <td>0</td> <td>0%</td> </tr> <tr> <td>Strongly Disagree</td> <td>0</td> <td>0%</td> </tr> </tbody> </table>	Choice	Number	Percentage	Strongly Agree	7	58.33%	Agree	5	41.67%	Uncertain	0	0%	Disagree	0	0%	Strongly Disagree	0	0%	 <p>● Stron... ● Agree</p>
Choice	Number	Percentage																			
Strongly Agree	7	58.33%																			
Agree	5	41.67%																			
Uncertain	0	0%																			
Disagree	0	0%																			
Strongly Disagree	0	0%																			

15	The pace of the Course was appropriate	<table border="1"> <thead> <tr> <th>Choice</th> <th>Number</th> <th>Percentage</th> </tr> </thead> <tbody> <tr> <td>Strongly Agree</td> <td>5</td> <td>41.67%</td> </tr> <tr> <td>Agree</td> <td>7</td> <td>58.33%</td> </tr> <tr> <td>Uncertain</td> <td>0</td> <td>0%</td> </tr> <tr> <td>Disagree</td> <td>0</td> <td>0%</td> </tr> <tr> <td>Strongly Disagree</td> <td>0</td> <td>0%</td> </tr> </tbody> </table>	Choice	Number	Percentage	Strongly Agree	5	41.67%	Agree	7	58.33%	Uncertain	0	0%	Disagree	0	0%	Strongly Disagree	0	0%	 <p>● Stron... ● Agree</p>
Choice	Number	Percentage																			
Strongly Agree	5	41.67%																			
Agree	7	58.33%																			
Uncertain	0	0%																			
Disagree	0	0%																			
Strongly Disagree	0	0%																			
16	Ideas and concepts were presented clearly	<table border="1"> <thead> <tr> <th>Choice</th> <th>Number</th> <th>Percentage</th> </tr> </thead> <tbody> <tr> <td>Strongly Agree</td> <td>5</td> <td>41.67%</td> </tr> <tr> <td>Agree</td> <td>7</td> <td>58.33%</td> </tr> <tr> <td>Uncertain</td> <td>0</td> <td>0%</td> </tr> <tr> <td>Disagree</td> <td>0</td> <td>0%</td> </tr> <tr> <td>Strongly Disagree</td> <td>0</td> <td>0%</td> </tr> </tbody> </table>	Choice	Number	Percentage	Strongly Agree	5	41.67%	Agree	7	58.33%	Uncertain	0	0%	Disagree	0	0%	Strongly Disagree	0	0%	 <p>● Stron... ● Agree</p>
Choice	Number	Percentage																			
Strongly Agree	5	41.67%																			
Agree	7	58.33%																			
Uncertain	0	0%																			
Disagree	0	0%																			
Strongly Disagree	0	0%																			
17	The method of assessment were reasonable	<table border="1"> <thead> <tr> <th>Choice</th> <th>Number</th> <th>Percentage</th> </tr> </thead> <tbody> <tr> <td>Strongly Agree</td> <td>7</td> <td>58.33%</td> </tr> <tr> <td>Agree</td> <td>5</td> <td>41.67%</td> </tr> <tr> <td>Uncertain</td> <td>0</td> <td>0%</td> </tr> <tr> <td>Disagree</td> <td>0</td> <td>0%</td> </tr> <tr> <td>Strongly Disagree</td> <td>0</td> <td>0%</td> </tr> </tbody> </table>	Choice	Number	Percentage	Strongly Agree	7	58.33%	Agree	5	41.67%	Uncertain	0	0%	Disagree	0	0%	Strongly Disagree	0	0%	 <p>● Stron... ● Agree</p>
Choice	Number	Percentage																			
Strongly Agree	7	58.33%																			
Agree	5	41.67%																			
Uncertain	0	0%																			
Disagree	0	0%																			
Strongly Disagree	0	0%																			
18	Feedback on assessment was timely	<table border="1"> <thead> <tr> <th>Choice</th> <th>Number</th> <th>Percentage</th> </tr> </thead> <tbody> <tr> <td>Strongly Agree</td> <td>6</td> <td>50%</td> </tr> <tr> <td>Agree</td> <td>6</td> <td>50%</td> </tr> <tr> <td>Uncertain</td> <td>0</td> <td>0%</td> </tr> <tr> <td>Disagree</td> <td>0</td> <td>0%</td> </tr> <tr> <td>Strongly Disagree</td> <td>0</td> <td>0%</td> </tr> </tbody> </table>	Choice	Number	Percentage	Strongly Agree	6	50%	Agree	6	50%	Uncertain	0	0%	Disagree	0	0%	Strongly Disagree	0	0%	 <p>● Stron... ● Agree</p>
Choice	Number	Percentage																			
Strongly Agree	6	50%																			
Agree	6	50%																			
Uncertain	0	0%																			
Disagree	0	0%																			
Strongly Disagree	0	0%																			
19	Feedback on assessment was helpful	<table border="1"> <thead> <tr> <th>Choice</th> <th>Number</th> <th>Percentage</th> </tr> </thead> <tbody> <tr> <td>Strongly Agree</td> <td>5</td> <td>41.67%</td> </tr> <tr> <td>Agree</td> <td>7</td> <td>58.33%</td> </tr> <tr> <td>Uncertain</td> <td>0</td> <td>0%</td> </tr> <tr> <td>Disagree</td> <td>0</td> <td>0%</td> </tr> <tr> <td>Strongly Disagree</td> <td>0</td> <td>0%</td> </tr> </tbody> </table>	Choice	Number	Percentage	Strongly Agree	5	41.67%	Agree	7	58.33%	Uncertain	0	0%	Disagree	0	0%	Strongly Disagree	0	0%	 <p>● Stron... ● Agree</p>
Choice	Number	Percentage																			
Strongly Agree	5	41.67%																			
Agree	7	58.33%																			
Uncertain	0	0%																			
Disagree	0	0%																			
Strongly Disagree	0	0%																			

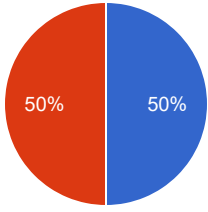
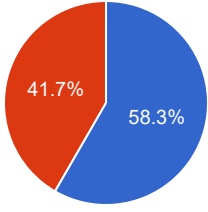
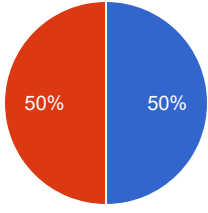
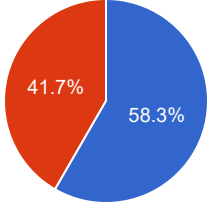
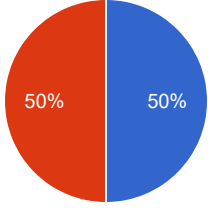
20	I understood the lectures	<table border="1"> <thead> <tr> <th>Choice</th> <th>Number</th> <th>Percentage</th> </tr> </thead> <tbody> <tr> <td>Strongly Agree</td> <td>7</td> <td>58.33%</td> </tr> <tr> <td>Agree</td> <td>5</td> <td>41.67%</td> </tr> <tr> <td>Uncertain</td> <td>0</td> <td>0%</td> </tr> <tr> <td>Disagree</td> <td>0</td> <td>0%</td> </tr> <tr> <td>Strongly Disagree</td> <td>0</td> <td>0%</td> </tr> </tbody> </table>	Choice	Number	Percentage	Strongly Agree	7	58.33%	Agree	5	41.67%	Uncertain	0	0%	Disagree	0	0%	Strongly Disagree	0	0%	 <p>● Stron... ● Agree</p>
Choice	Number	Percentage																			
Strongly Agree	7	58.33%																			
Agree	5	41.67%																			
Uncertain	0	0%																			
Disagree	0	0%																			
Strongly Disagree	0	0%																			
21	The material was well organized and presented	<table border="1"> <thead> <tr> <th>Choice</th> <th>Number</th> <th>Percentage</th> </tr> </thead> <tbody> <tr> <td>Strongly Agree</td> <td>6</td> <td>50%</td> </tr> <tr> <td>Agree</td> <td>6</td> <td>50%</td> </tr> <tr> <td>Uncertain</td> <td>0</td> <td>0%</td> </tr> <tr> <td>Disagree</td> <td>0</td> <td>0%</td> </tr> <tr> <td>Strongly Disagree</td> <td>0</td> <td>0%</td> </tr> </tbody> </table>	Choice	Number	Percentage	Strongly Agree	6	50%	Agree	6	50%	Uncertain	0	0%	Disagree	0	0%	Strongly Disagree	0	0%	 <p>● Stron... ● Agree</p>
Choice	Number	Percentage																			
Strongly Agree	6	50%																			
Agree	6	50%																			
Uncertain	0	0%																			
Disagree	0	0%																			
Strongly Disagree	0	0%																			
22	The instructor was responsive to student needs and problems	<table border="1"> <thead> <tr> <th>Choice</th> <th>Number</th> <th>Percentage</th> </tr> </thead> <tbody> <tr> <td>Strongly Agree</td> <td>6</td> <td>50%</td> </tr> <tr> <td>Agree</td> <td>6</td> <td>50%</td> </tr> <tr> <td>Uncertain</td> <td>0</td> <td>0%</td> </tr> <tr> <td>Disagree</td> <td>0</td> <td>0%</td> </tr> <tr> <td>Strongly Disagree</td> <td>0</td> <td>0%</td> </tr> </tbody> </table>	Choice	Number	Percentage	Strongly Agree	6	50%	Agree	6	50%	Uncertain	0	0%	Disagree	0	0%	Strongly Disagree	0	0%	 <p>● Stron... ● Agree</p>
Choice	Number	Percentage																			
Strongly Agree	6	50%																			
Agree	6	50%																			
Uncertain	0	0%																			
Disagree	0	0%																			
Strongly Disagree	0	0%																			
23	Had the instructor been regular throughout the course	<table border="1"> <thead> <tr> <th>Choice</th> <th>Number</th> <th>Percentage</th> </tr> </thead> <tbody> <tr> <td>Strongly Agree</td> <td>5</td> <td>41.67%</td> </tr> <tr> <td>Agree</td> <td>7</td> <td>58.33%</td> </tr> <tr> <td>Uncertain</td> <td>0</td> <td>0%</td> </tr> <tr> <td>Disagree</td> <td>0</td> <td>0%</td> </tr> <tr> <td>Strongly Disagree</td> <td>0</td> <td>0%</td> </tr> </tbody> </table>	Choice	Number	Percentage	Strongly Agree	5	41.67%	Agree	7	58.33%	Uncertain	0	0%	Disagree	0	0%	Strongly Disagree	0	0%	 <p>● Stron... ● Agree</p>
Choice	Number	Percentage																			
Strongly Agree	5	41.67%																			
Agree	7	58.33%																			
Uncertain	0	0%																			
Disagree	0	0%																			
Strongly Disagree	0	0%																			
24	The material in the tutorials was useful	<table border="1"> <thead> <tr> <th>Choice</th> <th>Number</th> <th>Percentage</th> </tr> </thead> <tbody> <tr> <td>Strongly Agree</td> <td>7</td> <td>58.33%</td> </tr> <tr> <td>Agree</td> <td>5</td> <td>41.67%</td> </tr> <tr> <td>Uncertain</td> <td>0</td> <td>0%</td> </tr> <tr> <td>Disagree</td> <td>0</td> <td>0%</td> </tr> <tr> <td>Strongly Disagree</td> <td>0</td> <td>0%</td> </tr> </tbody> </table>	Choice	Number	Percentage	Strongly Agree	7	58.33%	Agree	5	41.67%	Uncertain	0	0%	Disagree	0	0%	Strongly Disagree	0	0%	 <p>● Stron... ● Agree</p>
Choice	Number	Percentage																			
Strongly Agree	7	58.33%																			
Agree	5	41.67%																			
Uncertain	0	0%																			
Disagree	0	0%																			
Strongly Disagree	0	0%																			

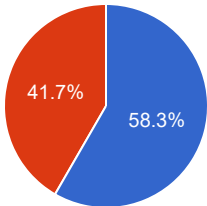
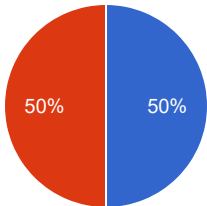
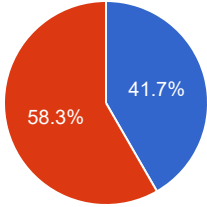
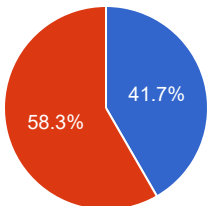
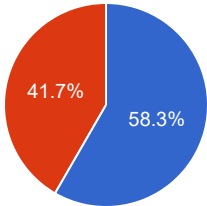
25	I was happy with the amount of work needed for tutorials	<table border="1"> <thead> <tr> <th>Choice</th> <th>Number</th> <th>Percentage</th> </tr> </thead> <tbody> <tr> <td>Strongly Agree</td> <td>6</td> <td>50%</td> </tr> <tr> <td>Agree</td> <td>6</td> <td>50%</td> </tr> <tr> <td>Uncertain</td> <td>0</td> <td>0%</td> </tr> <tr> <td>Disagree</td> <td>0</td> <td>0%</td> </tr> <tr> <td>Strongly Disagree</td> <td>0</td> <td>0%</td> </tr> </tbody> </table>	Choice	Number	Percentage	Strongly Agree	6	50%	Agree	6	50%	Uncertain	0	0%	Disagree	0	0%	Strongly Disagree	0	0%	 <p>● Stron... ● Agree</p>
Choice	Number	Percentage																			
Strongly Agree	6	50%																			
Agree	6	50%																			
Uncertain	0	0%																			
Disagree	0	0%																			
Strongly Disagree	0	0%																			
26	The tutor dealt effectively with my problems	<table border="1"> <thead> <tr> <th>Choice</th> <th>Number</th> <th>Percentage</th> </tr> </thead> <tbody> <tr> <td>Strongly Agree</td> <td>6</td> <td>50%</td> </tr> <tr> <td>Agree</td> <td>6</td> <td>50%</td> </tr> <tr> <td>Uncertain</td> <td>0</td> <td>0%</td> </tr> <tr> <td>Disagree</td> <td>0</td> <td>0%</td> </tr> <tr> <td>Strongly Disagree</td> <td>0</td> <td>0%</td> </tr> </tbody> </table>	Choice	Number	Percentage	Strongly Agree	6	50%	Agree	6	50%	Uncertain	0	0%	Disagree	0	0%	Strongly Disagree	0	0%	 <p>● Stron... ● Agree</p>
Choice	Number	Percentage																			
Strongly Agree	6	50%																			
Agree	6	50%																			
Uncertain	0	0%																			
Disagree	0	0%																			
Strongly Disagree	0	0%																			
27	The material in the practicals was useful	<table border="1"> <thead> <tr> <th>Choice</th> <th>Number</th> <th>Percentage</th> </tr> </thead> <tbody> <tr> <td>Strongly Agree</td> <td>7</td> <td>58.33%</td> </tr> <tr> <td>Agree</td> <td>5</td> <td>41.67%</td> </tr> <tr> <td>Uncertain</td> <td>0</td> <td>0%</td> </tr> <tr> <td>Disagree</td> <td>0</td> <td>0%</td> </tr> <tr> <td>Strongly Disagree</td> <td>0</td> <td>0%</td> </tr> </tbody> </table>	Choice	Number	Percentage	Strongly Agree	7	58.33%	Agree	5	41.67%	Uncertain	0	0%	Disagree	0	0%	Strongly Disagree	0	0%	 <p>● Stron... ● Agree</p>
Choice	Number	Percentage																			
Strongly Agree	7	58.33%																			
Agree	5	41.67%																			
Uncertain	0	0%																			
Disagree	0	0%																			
Strongly Disagree	0	0%																			
28	The demonstrators dealt effectively with my problems	<table border="1"> <thead> <tr> <th>Choice</th> <th>Number</th> <th>Percentage</th> </tr> </thead> <tbody> <tr> <td>Strongly Agree</td> <td>6</td> <td>50%</td> </tr> <tr> <td>Agree</td> <td>6</td> <td>50%</td> </tr> <tr> <td>Uncertain</td> <td>0</td> <td>0%</td> </tr> <tr> <td>Disagree</td> <td>0</td> <td>0%</td> </tr> <tr> <td>Strongly Disagree</td> <td>0</td> <td>0%</td> </tr> </tbody> </table>	Choice	Number	Percentage	Strongly Agree	6	50%	Agree	6	50%	Uncertain	0	0%	Disagree	0	0%	Strongly Disagree	0	0%	 <p>● Stron... ● Agree</p>
Choice	Number	Percentage																			
Strongly Agree	6	50%																			
Agree	6	50%																			
Uncertain	0	0%																			
Disagree	0	0%																			
Strongly Disagree	0	0%																			
29	The best features of the Course were	<p>Good Almost all all course is outstanding good good clear Good Jane Eyre novel All no novels of different writers It was well organized.</p>																			

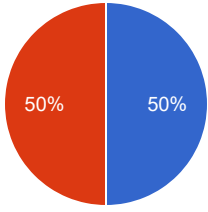
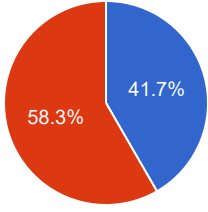
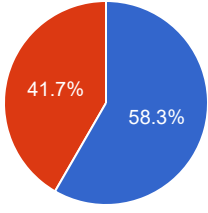
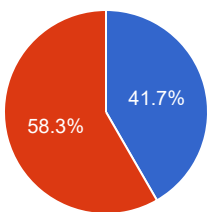
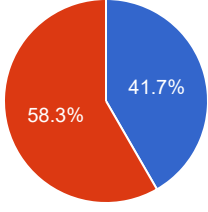
30	The Course could have been improved by	<p>Good None one and only Mam Unsa good good clear Good Yes None no New knowledge It could be improved by teaching the difficult and more complicated ideas in the start of the session, as it takes more time.</p>
31	<p>The University does not tolerate discrimination on any irrelevant distinction (e.g. race, age, gender) and is committed to work with diversity in a wholly positive way. Please indicate below anything in relation to this Course which may run counter to this objective</p>	<p>Good None best uni ever good good clear Good Good no Equal oppurtunities were provided by the teacher.</p>

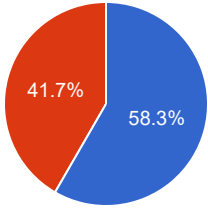
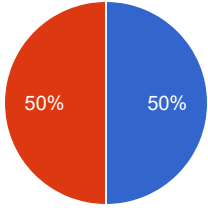
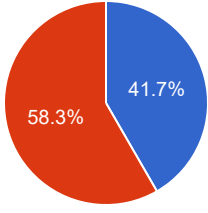
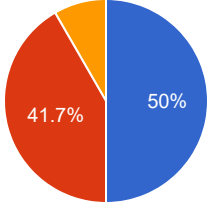
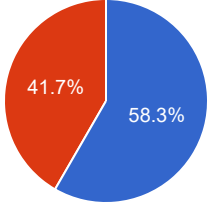
Course Evaluation - Program: 0258

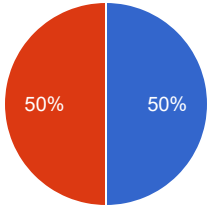
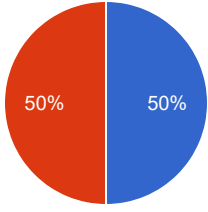
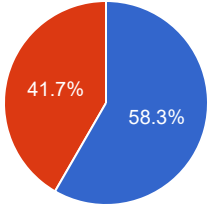
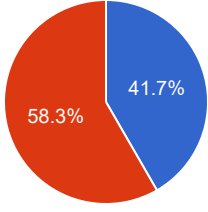
Teacher Name: REHMAN ULLAH		Course ID: ENG-311 Course Title: Translation Studies		Session: 2017 Fall																			
Shift: Morning -- Section:		Total Strength: 17		Attempted: 12																			
S.No	Question	Opinions			Chart																		
1	The course objectives were clear	<table border="1"> <thead> <tr> <th>Choice</th> <th>Number</th> <th>Percentage</th> </tr> </thead> <tbody> <tr> <td>Strongly Agree</td> <td>8</td> <td>66.67%</td> </tr> <tr> <td>Agree</td> <td>4</td> <td>33.33%</td> </tr> <tr> <td>Uncertain</td> <td>0</td> <td>0%</td> </tr> <tr> <td>Disagree</td> <td>0</td> <td>0%</td> </tr> <tr> <td>Strongly Disagree</td> <td>0</td> <td>0%</td> </tr> </tbody> </table>	Choice	Number	Percentage	Strongly Agree	8	66.67%	Agree	4	33.33%	Uncertain	0	0%	Disagree	0	0%	Strongly Disagree	0	0%	<p>Legend: ● Stron... (blue), ● Agree (red)</p>		
Choice	Number	Percentage																					
Strongly Agree	8	66.67%																					
Agree	4	33.33%																					
Uncertain	0	0%																					
Disagree	0	0%																					
Strongly Disagree	0	0%																					
2	The Course workload was manageable	<table border="1"> <thead> <tr> <th>Choice</th> <th>Number</th> <th>Percentage</th> </tr> </thead> <tbody> <tr> <td>Strongly Agree</td> <td>5</td> <td>41.67%</td> </tr> <tr> <td>Agree</td> <td>7</td> <td>58.33%</td> </tr> <tr> <td>Uncertain</td> <td>0</td> <td>0%</td> </tr> <tr> <td>Disagree</td> <td>0</td> <td>0%</td> </tr> <tr> <td>Strongly Disagree</td> <td>0</td> <td>0%</td> </tr> </tbody> </table>	Choice	Number	Percentage	Strongly Agree	5	41.67%	Agree	7	58.33%	Uncertain	0	0%	Disagree	0	0%	Strongly Disagree	0	0%	<p>Legend: ● Stron... (blue), ● Agree (red)</p>		
Choice	Number	Percentage																					
Strongly Agree	5	41.67%																					
Agree	7	58.33%																					
Uncertain	0	0%																					
Disagree	0	0%																					
Strongly Disagree	0	0%																					
3	The Course was well organized (e.g. timely access to materials, notification of changes, etc.)	<table border="1"> <thead> <tr> <th>Choice</th> <th>Number</th> <th>Percentage</th> </tr> </thead> <tbody> <tr> <td>Strongly Agree</td> <td>6</td> <td>50%</td> </tr> <tr> <td>Agree</td> <td>6</td> <td>50%</td> </tr> <tr> <td>Uncertain</td> <td>0</td> <td>0%</td> </tr> <tr> <td>Disagree</td> <td>0</td> <td>0%</td> </tr> <tr> <td>Strongly Disagree</td> <td>0</td> <td>0%</td> </tr> </tbody> </table>	Choice	Number	Percentage	Strongly Agree	6	50%	Agree	6	50%	Uncertain	0	0%	Disagree	0	0%	Strongly Disagree	0	0%	<p>Legend: ● Stron... (blue), ● Agree (red)</p>		
Choice	Number	Percentage																					
Strongly Agree	6	50%																					
Agree	6	50%																					
Uncertain	0	0%																					
Disagree	0	0%																					
Strongly Disagree	0	0%																					
4	I participated actively in the Course	<table border="1"> <thead> <tr> <th>Choice</th> <th>Number</th> <th>Percentage</th> </tr> </thead> <tbody> <tr> <td>Strongly Agree</td> <td>7</td> <td>58.33%</td> </tr> <tr> <td>Agree</td> <td>5</td> <td>41.67%</td> </tr> <tr> <td>Uncertain</td> <td>0</td> <td>0%</td> </tr> <tr> <td>Disagree</td> <td>0</td> <td>0%</td> </tr> <tr> <td>Strongly Disagree</td> <td>0</td> <td>0%</td> </tr> </tbody> </table>	Choice	Number	Percentage	Strongly Agree	7	58.33%	Agree	5	41.67%	Uncertain	0	0%	Disagree	0	0%	Strongly Disagree	0	0%	<p>Legend: ● Stron... (blue), ● Agree (red)</p>		
Choice	Number	Percentage																					
Strongly Agree	7	58.33%																					
Agree	5	41.67%																					
Uncertain	0	0%																					
Disagree	0	0%																					
Strongly Disagree	0	0%																					

5	I think I have made progress in this Course	<table border="1"> <thead> <tr> <th>Choice</th> <th>Number</th> <th>Percentage</th> </tr> </thead> <tbody> <tr> <td>Strongly Agree</td> <td>6</td> <td>50%</td> </tr> <tr> <td>Agree</td> <td>6</td> <td>50%</td> </tr> <tr> <td>Uncertain</td> <td>0</td> <td>0%</td> </tr> <tr> <td>Disagree</td> <td>0</td> <td>0%</td> </tr> <tr> <td>Strongly Disagree</td> <td>0</td> <td>0%</td> </tr> </tbody> </table>	Choice	Number	Percentage	Strongly Agree	6	50%	Agree	6	50%	Uncertain	0	0%	Disagree	0	0%	Strongly Disagree	0	0%	 <p>● Stron... ● Agree</p>
Choice	Number	Percentage																			
Strongly Agree	6	50%																			
Agree	6	50%																			
Uncertain	0	0%																			
Disagree	0	0%																			
Strongly Disagree	0	0%																			
6	I think the Course was well structured to achieve the learning outcomes (there was a good balance of lectures, tutorials, practical etc.)	<table border="1"> <thead> <tr> <th>Choice</th> <th>Number</th> <th>Percentage</th> </tr> </thead> <tbody> <tr> <td>Strongly Agree</td> <td>7</td> <td>58.33%</td> </tr> <tr> <td>Agree</td> <td>5</td> <td>41.67%</td> </tr> <tr> <td>Uncertain</td> <td>0</td> <td>0%</td> </tr> <tr> <td>Disagree</td> <td>0</td> <td>0%</td> </tr> <tr> <td>Strongly Disagree</td> <td>0</td> <td>0%</td> </tr> </tbody> </table>	Choice	Number	Percentage	Strongly Agree	7	58.33%	Agree	5	41.67%	Uncertain	0	0%	Disagree	0	0%	Strongly Disagree	0	0%	 <p>● Stron... ● Agree</p>
Choice	Number	Percentage																			
Strongly Agree	7	58.33%																			
Agree	5	41.67%																			
Uncertain	0	0%																			
Disagree	0	0%																			
Strongly Disagree	0	0%																			
7	The learning and teaching methods encouraged participation	<table border="1"> <thead> <tr> <th>Choice</th> <th>Number</th> <th>Percentage</th> </tr> </thead> <tbody> <tr> <td>Strongly Agree</td> <td>6</td> <td>50%</td> </tr> <tr> <td>Agree</td> <td>6</td> <td>50%</td> </tr> <tr> <td>Uncertain</td> <td>0</td> <td>0%</td> </tr> <tr> <td>Disagree</td> <td>0</td> <td>0%</td> </tr> <tr> <td>Strongly Disagree</td> <td>0</td> <td>0%</td> </tr> </tbody> </table>	Choice	Number	Percentage	Strongly Agree	6	50%	Agree	6	50%	Uncertain	0	0%	Disagree	0	0%	Strongly Disagree	0	0%	 <p>● Stron... ● Agree</p>
Choice	Number	Percentage																			
Strongly Agree	6	50%																			
Agree	6	50%																			
Uncertain	0	0%																			
Disagree	0	0%																			
Strongly Disagree	0	0%																			
8	The overall environment in the class was conducive to learning	<table border="1"> <thead> <tr> <th>Choice</th> <th>Number</th> <th>Percentage</th> </tr> </thead> <tbody> <tr> <td>Strongly Agree</td> <td>7</td> <td>58.33%</td> </tr> <tr> <td>Agree</td> <td>5</td> <td>41.67%</td> </tr> <tr> <td>Uncertain</td> <td>0</td> <td>0%</td> </tr> <tr> <td>Disagree</td> <td>0</td> <td>0%</td> </tr> <tr> <td>Strongly Disagree</td> <td>0</td> <td>0%</td> </tr> </tbody> </table>	Choice	Number	Percentage	Strongly Agree	7	58.33%	Agree	5	41.67%	Uncertain	0	0%	Disagree	0	0%	Strongly Disagree	0	0%	 <p>● Stron... ● Agree</p>
Choice	Number	Percentage																			
Strongly Agree	7	58.33%																			
Agree	5	41.67%																			
Uncertain	0	0%																			
Disagree	0	0%																			
Strongly Disagree	0	0%																			
9	Classrooms were satisfactory	<table border="1"> <thead> <tr> <th>Choice</th> <th>Number</th> <th>Percentage</th> </tr> </thead> <tbody> <tr> <td>Strongly Agree</td> <td>6</td> <td>50%</td> </tr> <tr> <td>Agree</td> <td>6</td> <td>50%</td> </tr> <tr> <td>Uncertain</td> <td>0</td> <td>0%</td> </tr> <tr> <td>Disagree</td> <td>0</td> <td>0%</td> </tr> <tr> <td>Strongly Disagree</td> <td>0</td> <td>0%</td> </tr> </tbody> </table>	Choice	Number	Percentage	Strongly Agree	6	50%	Agree	6	50%	Uncertain	0	0%	Disagree	0	0%	Strongly Disagree	0	0%	 <p>● Stron... ● Agree</p>
Choice	Number	Percentage																			
Strongly Agree	6	50%																			
Agree	6	50%																			
Uncertain	0	0%																			
Disagree	0	0%																			
Strongly Disagree	0	0%																			

10	Learning materials (Lesson Plans, Course Notes etc.) were relevant and useful	<table border="1"> <thead> <tr> <th>Choice</th> <th>Number</th> <th>Percentage</th> </tr> </thead> <tbody> <tr> <td>Strongly Agree</td> <td>7</td> <td>58.33%</td> </tr> <tr> <td>Agree</td> <td>5</td> <td>41.67%</td> </tr> <tr> <td>Uncertain</td> <td>0</td> <td>0%</td> </tr> <tr> <td>Disagree</td> <td>0</td> <td>0%</td> </tr> <tr> <td>Strongly Disagree</td> <td>0</td> <td>0%</td> </tr> </tbody> </table>	Choice	Number	Percentage	Strongly Agree	7	58.33%	Agree	5	41.67%	Uncertain	0	0%	Disagree	0	0%	Strongly Disagree	0	0%	 <p>● Stron... ● Agree</p>
Choice	Number	Percentage																			
Strongly Agree	7	58.33%																			
Agree	5	41.67%																			
Uncertain	0	0%																			
Disagree	0	0%																			
Strongly Disagree	0	0%																			
11	Recommended reading Books etc. were relevant and appropriate	<table border="1"> <thead> <tr> <th>Choice</th> <th>Number</th> <th>Percentage</th> </tr> </thead> <tbody> <tr> <td>Strongly Agree</td> <td>6</td> <td>50%</td> </tr> <tr> <td>Agree</td> <td>6</td> <td>50%</td> </tr> <tr> <td>Uncertain</td> <td>0</td> <td>0%</td> </tr> <tr> <td>Disagree</td> <td>0</td> <td>0%</td> </tr> <tr> <td>Strongly Disagree</td> <td>0</td> <td>0%</td> </tr> </tbody> </table>	Choice	Number	Percentage	Strongly Agree	6	50%	Agree	6	50%	Uncertain	0	0%	Disagree	0	0%	Strongly Disagree	0	0%	 <p>● Stron... ● Agree</p>
Choice	Number	Percentage																			
Strongly Agree	6	50%																			
Agree	6	50%																			
Uncertain	0	0%																			
Disagree	0	0%																			
Strongly Disagree	0	0%																			
12	The provision of learning resources in the library was adequate and appropriate	<table border="1"> <thead> <tr> <th>Choice</th> <th>Number</th> <th>Percentage</th> </tr> </thead> <tbody> <tr> <td>Strongly Agree</td> <td>5</td> <td>41.67%</td> </tr> <tr> <td>Agree</td> <td>7</td> <td>58.33%</td> </tr> <tr> <td>Uncertain</td> <td>0</td> <td>0%</td> </tr> <tr> <td>Disagree</td> <td>0</td> <td>0%</td> </tr> <tr> <td>Strongly Disagree</td> <td>0</td> <td>0%</td> </tr> </tbody> </table>	Choice	Number	Percentage	Strongly Agree	5	41.67%	Agree	7	58.33%	Uncertain	0	0%	Disagree	0	0%	Strongly Disagree	0	0%	 <p>● Stron... ● Agree</p>
Choice	Number	Percentage																			
Strongly Agree	5	41.67%																			
Agree	7	58.33%																			
Uncertain	0	0%																			
Disagree	0	0%																			
Strongly Disagree	0	0%																			
13	The provision of learning resources on the Web was adequate and appropriate (if relevant)	<table border="1"> <thead> <tr> <th>Choice</th> <th>Number</th> <th>Percentage</th> </tr> </thead> <tbody> <tr> <td>Strongly Agree</td> <td>5</td> <td>41.67%</td> </tr> <tr> <td>Agree</td> <td>7</td> <td>58.33%</td> </tr> <tr> <td>Uncertain</td> <td>0</td> <td>0%</td> </tr> <tr> <td>Disagree</td> <td>0</td> <td>0%</td> </tr> <tr> <td>Strongly Disagree</td> <td>0</td> <td>0%</td> </tr> </tbody> </table>	Choice	Number	Percentage	Strongly Agree	5	41.67%	Agree	7	58.33%	Uncertain	0	0%	Disagree	0	0%	Strongly Disagree	0	0%	 <p>● Stron... ● Agree</p>
Choice	Number	Percentage																			
Strongly Agree	5	41.67%																			
Agree	7	58.33%																			
Uncertain	0	0%																			
Disagree	0	0%																			
Strongly Disagree	0	0%																			
14	The Course stimulated my interest and thought on the subject area	<table border="1"> <thead> <tr> <th>Choice</th> <th>Number</th> <th>Percentage</th> </tr> </thead> <tbody> <tr> <td>Strongly Agree</td> <td>7</td> <td>58.33%</td> </tr> <tr> <td>Agree</td> <td>5</td> <td>41.67%</td> </tr> <tr> <td>Uncertain</td> <td>0</td> <td>0%</td> </tr> <tr> <td>Disagree</td> <td>0</td> <td>0%</td> </tr> <tr> <td>Strongly Disagree</td> <td>0</td> <td>0%</td> </tr> </tbody> </table>	Choice	Number	Percentage	Strongly Agree	7	58.33%	Agree	5	41.67%	Uncertain	0	0%	Disagree	0	0%	Strongly Disagree	0	0%	 <p>● Stron... ● Agree</p>
Choice	Number	Percentage																			
Strongly Agree	7	58.33%																			
Agree	5	41.67%																			
Uncertain	0	0%																			
Disagree	0	0%																			
Strongly Disagree	0	0%																			

15	The pace of the Course was appropriate	<table border="1"> <thead> <tr> <th>Choice</th> <th>Number</th> <th>Percentage</th> </tr> </thead> <tbody> <tr> <td>Strongly Agree</td> <td>6</td> <td>50%</td> </tr> <tr> <td>Agree</td> <td>6</td> <td>50%</td> </tr> <tr> <td>Uncertain</td> <td>0</td> <td>0%</td> </tr> <tr> <td>Disagree</td> <td>0</td> <td>0%</td> </tr> <tr> <td>Strongly Disagree</td> <td>0</td> <td>0%</td> </tr> </tbody> </table>	Choice	Number	Percentage	Strongly Agree	6	50%	Agree	6	50%	Uncertain	0	0%	Disagree	0	0%	Strongly Disagree	0	0%	 <p>● Stron... ● Agree</p>
Choice	Number	Percentage																			
Strongly Agree	6	50%																			
Agree	6	50%																			
Uncertain	0	0%																			
Disagree	0	0%																			
Strongly Disagree	0	0%																			
16	Ideas and concepts were presented clearly	<table border="1"> <thead> <tr> <th>Choice</th> <th>Number</th> <th>Percentage</th> </tr> </thead> <tbody> <tr> <td>Strongly Agree</td> <td>5</td> <td>41.67%</td> </tr> <tr> <td>Agree</td> <td>7</td> <td>58.33%</td> </tr> <tr> <td>Uncertain</td> <td>0</td> <td>0%</td> </tr> <tr> <td>Disagree</td> <td>0</td> <td>0%</td> </tr> <tr> <td>Strongly Disagree</td> <td>0</td> <td>0%</td> </tr> </tbody> </table>	Choice	Number	Percentage	Strongly Agree	5	41.67%	Agree	7	58.33%	Uncertain	0	0%	Disagree	0	0%	Strongly Disagree	0	0%	 <p>● Stron... ● Agree</p>
Choice	Number	Percentage																			
Strongly Agree	5	41.67%																			
Agree	7	58.33%																			
Uncertain	0	0%																			
Disagree	0	0%																			
Strongly Disagree	0	0%																			
17	The method of assessment were reasonable	<table border="1"> <thead> <tr> <th>Choice</th> <th>Number</th> <th>Percentage</th> </tr> </thead> <tbody> <tr> <td>Strongly Agree</td> <td>7</td> <td>58.33%</td> </tr> <tr> <td>Agree</td> <td>5</td> <td>41.67%</td> </tr> <tr> <td>Uncertain</td> <td>0</td> <td>0%</td> </tr> <tr> <td>Disagree</td> <td>0</td> <td>0%</td> </tr> <tr> <td>Strongly Disagree</td> <td>0</td> <td>0%</td> </tr> </tbody> </table>	Choice	Number	Percentage	Strongly Agree	7	58.33%	Agree	5	41.67%	Uncertain	0	0%	Disagree	0	0%	Strongly Disagree	0	0%	 <p>● Stron... ● Agree</p>
Choice	Number	Percentage																			
Strongly Agree	7	58.33%																			
Agree	5	41.67%																			
Uncertain	0	0%																			
Disagree	0	0%																			
Strongly Disagree	0	0%																			
18	Feedback on assessment was timely	<table border="1"> <thead> <tr> <th>Choice</th> <th>Number</th> <th>Percentage</th> </tr> </thead> <tbody> <tr> <td>Strongly Agree</td> <td>5</td> <td>41.67%</td> </tr> <tr> <td>Agree</td> <td>7</td> <td>58.33%</td> </tr> <tr> <td>Uncertain</td> <td>0</td> <td>0%</td> </tr> <tr> <td>Disagree</td> <td>0</td> <td>0%</td> </tr> <tr> <td>Strongly Disagree</td> <td>0</td> <td>0%</td> </tr> </tbody> </table>	Choice	Number	Percentage	Strongly Agree	5	41.67%	Agree	7	58.33%	Uncertain	0	0%	Disagree	0	0%	Strongly Disagree	0	0%	 <p>● Stron... ● Agree</p>
Choice	Number	Percentage																			
Strongly Agree	5	41.67%																			
Agree	7	58.33%																			
Uncertain	0	0%																			
Disagree	0	0%																			
Strongly Disagree	0	0%																			
19	Feedback on assessment was helpful	<table border="1"> <thead> <tr> <th>Choice</th> <th>Number</th> <th>Percentage</th> </tr> </thead> <tbody> <tr> <td>Strongly Agree</td> <td>5</td> <td>41.67%</td> </tr> <tr> <td>Agree</td> <td>7</td> <td>58.33%</td> </tr> <tr> <td>Uncertain</td> <td>0</td> <td>0%</td> </tr> <tr> <td>Disagree</td> <td>0</td> <td>0%</td> </tr> <tr> <td>Strongly Disagree</td> <td>0</td> <td>0%</td> </tr> </tbody> </table>	Choice	Number	Percentage	Strongly Agree	5	41.67%	Agree	7	58.33%	Uncertain	0	0%	Disagree	0	0%	Strongly Disagree	0	0%	 <p>● Stron... ● Agree</p>
Choice	Number	Percentage																			
Strongly Agree	5	41.67%																			
Agree	7	58.33%																			
Uncertain	0	0%																			
Disagree	0	0%																			
Strongly Disagree	0	0%																			

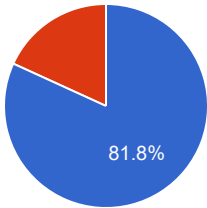
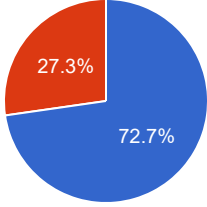
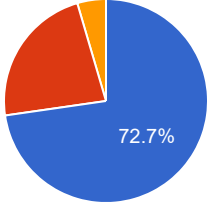
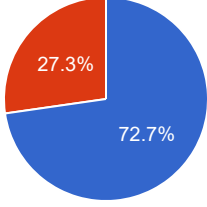
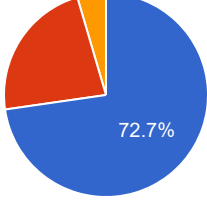
20	I understood the lectures	<table border="1"> <thead> <tr> <th>Choice</th> <th>Number</th> <th>Percentage</th> </tr> </thead> <tbody> <tr> <td>Strongly Agree</td> <td>7</td> <td>58.33%</td> </tr> <tr> <td>Agree</td> <td>5</td> <td>41.67%</td> </tr> <tr> <td>Uncertain</td> <td>0</td> <td>0%</td> </tr> <tr> <td>Disagree</td> <td>0</td> <td>0%</td> </tr> <tr> <td>Strongly Disagree</td> <td>0</td> <td>0%</td> </tr> </tbody> </table>	Choice	Number	Percentage	Strongly Agree	7	58.33%	Agree	5	41.67%	Uncertain	0	0%	Disagree	0	0%	Strongly Disagree	0	0%	 <p>● Stron... ● Agree</p>
Choice	Number	Percentage																			
Strongly Agree	7	58.33%																			
Agree	5	41.67%																			
Uncertain	0	0%																			
Disagree	0	0%																			
Strongly Disagree	0	0%																			
21	The material was well organized and presented	<table border="1"> <thead> <tr> <th>Choice</th> <th>Number</th> <th>Percentage</th> </tr> </thead> <tbody> <tr> <td>Strongly Agree</td> <td>6</td> <td>50%</td> </tr> <tr> <td>Agree</td> <td>6</td> <td>50%</td> </tr> <tr> <td>Uncertain</td> <td>0</td> <td>0%</td> </tr> <tr> <td>Disagree</td> <td>0</td> <td>0%</td> </tr> <tr> <td>Strongly Disagree</td> <td>0</td> <td>0%</td> </tr> </tbody> </table>	Choice	Number	Percentage	Strongly Agree	6	50%	Agree	6	50%	Uncertain	0	0%	Disagree	0	0%	Strongly Disagree	0	0%	 <p>● Stron... ● Agree</p>
Choice	Number	Percentage																			
Strongly Agree	6	50%																			
Agree	6	50%																			
Uncertain	0	0%																			
Disagree	0	0%																			
Strongly Disagree	0	0%																			
22	The instructor was responsive to student needs and problems	<table border="1"> <thead> <tr> <th>Choice</th> <th>Number</th> <th>Percentage</th> </tr> </thead> <tbody> <tr> <td>Strongly Agree</td> <td>5</td> <td>41.67%</td> </tr> <tr> <td>Agree</td> <td>7</td> <td>58.33%</td> </tr> <tr> <td>Uncertain</td> <td>0</td> <td>0%</td> </tr> <tr> <td>Disagree</td> <td>0</td> <td>0%</td> </tr> <tr> <td>Strongly Disagree</td> <td>0</td> <td>0%</td> </tr> </tbody> </table>	Choice	Number	Percentage	Strongly Agree	5	41.67%	Agree	7	58.33%	Uncertain	0	0%	Disagree	0	0%	Strongly Disagree	0	0%	 <p>● Stron... ● Agree</p>
Choice	Number	Percentage																			
Strongly Agree	5	41.67%																			
Agree	7	58.33%																			
Uncertain	0	0%																			
Disagree	0	0%																			
Strongly Disagree	0	0%																			
23	Had the instructor been regular throughout the course	<table border="1"> <thead> <tr> <th>Choice</th> <th>Number</th> <th>Percentage</th> </tr> </thead> <tbody> <tr> <td>Strongly Agree</td> <td>6</td> <td>50%</td> </tr> <tr> <td>Agree</td> <td>5</td> <td>41.67%</td> </tr> <tr> <td>Uncertain</td> <td>1</td> <td>8.33%</td> </tr> <tr> <td>Disagree</td> <td>0</td> <td>0%</td> </tr> <tr> <td>Strongly Disagree</td> <td>0</td> <td>0%</td> </tr> </tbody> </table>	Choice	Number	Percentage	Strongly Agree	6	50%	Agree	5	41.67%	Uncertain	1	8.33%	Disagree	0	0%	Strongly Disagree	0	0%	 <p>● Stron... ● Agree ● Unce...</p>
Choice	Number	Percentage																			
Strongly Agree	6	50%																			
Agree	5	41.67%																			
Uncertain	1	8.33%																			
Disagree	0	0%																			
Strongly Disagree	0	0%																			
24	The material in the tutorials was useful	<table border="1"> <thead> <tr> <th>Choice</th> <th>Number</th> <th>Percentage</th> </tr> </thead> <tbody> <tr> <td>Strongly Agree</td> <td>7</td> <td>58.33%</td> </tr> <tr> <td>Agree</td> <td>5</td> <td>41.67%</td> </tr> <tr> <td>Uncertain</td> <td>0</td> <td>0%</td> </tr> <tr> <td>Disagree</td> <td>0</td> <td>0%</td> </tr> <tr> <td>Strongly Disagree</td> <td>0</td> <td>0%</td> </tr> </tbody> </table>	Choice	Number	Percentage	Strongly Agree	7	58.33%	Agree	5	41.67%	Uncertain	0	0%	Disagree	0	0%	Strongly Disagree	0	0%	 <p>● Stron... ● Agree</p>
Choice	Number	Percentage																			
Strongly Agree	7	58.33%																			
Agree	5	41.67%																			
Uncertain	0	0%																			
Disagree	0	0%																			
Strongly Disagree	0	0%																			

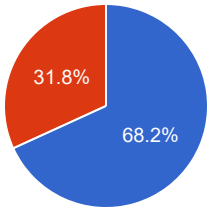
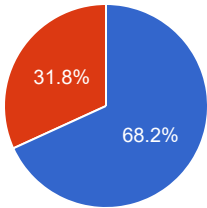
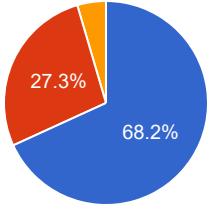
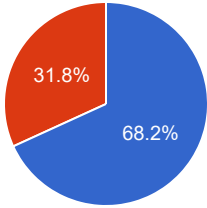
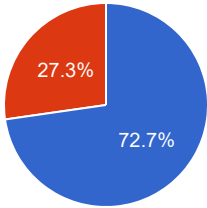
25	I was happy with the amount of work needed for tutorials	<table border="1"> <thead> <tr> <th>Choice</th> <th>Number</th> <th>Percentage</th> </tr> </thead> <tbody> <tr> <td>Strongly Agree</td> <td>6</td> <td>50%</td> </tr> <tr> <td>Agree</td> <td>6</td> <td>50%</td> </tr> <tr> <td>Uncertain</td> <td>0</td> <td>0%</td> </tr> <tr> <td>Disagree</td> <td>0</td> <td>0%</td> </tr> <tr> <td>Strongly Disagree</td> <td>0</td> <td>0%</td> </tr> </tbody> </table>	Choice	Number	Percentage	Strongly Agree	6	50%	Agree	6	50%	Uncertain	0	0%	Disagree	0	0%	Strongly Disagree	0	0%	 <p>● Stron... ● Agree</p>
Choice	Number	Percentage																			
Strongly Agree	6	50%																			
Agree	6	50%																			
Uncertain	0	0%																			
Disagree	0	0%																			
Strongly Disagree	0	0%																			
26	The tutor dealt effectively with my problems	<table border="1"> <thead> <tr> <th>Choice</th> <th>Number</th> <th>Percentage</th> </tr> </thead> <tbody> <tr> <td>Strongly Agree</td> <td>6</td> <td>50%</td> </tr> <tr> <td>Agree</td> <td>6</td> <td>50%</td> </tr> <tr> <td>Uncertain</td> <td>0</td> <td>0%</td> </tr> <tr> <td>Disagree</td> <td>0</td> <td>0%</td> </tr> <tr> <td>Strongly Disagree</td> <td>0</td> <td>0%</td> </tr> </tbody> </table>	Choice	Number	Percentage	Strongly Agree	6	50%	Agree	6	50%	Uncertain	0	0%	Disagree	0	0%	Strongly Disagree	0	0%	 <p>● Stron... ● Agree</p>
Choice	Number	Percentage																			
Strongly Agree	6	50%																			
Agree	6	50%																			
Uncertain	0	0%																			
Disagree	0	0%																			
Strongly Disagree	0	0%																			
27	The material in the practicals was useful	<table border="1"> <thead> <tr> <th>Choice</th> <th>Number</th> <th>Percentage</th> </tr> </thead> <tbody> <tr> <td>Strongly Agree</td> <td>7</td> <td>58.33%</td> </tr> <tr> <td>Agree</td> <td>5</td> <td>41.67%</td> </tr> <tr> <td>Uncertain</td> <td>0</td> <td>0%</td> </tr> <tr> <td>Disagree</td> <td>0</td> <td>0%</td> </tr> <tr> <td>Strongly Disagree</td> <td>0</td> <td>0%</td> </tr> </tbody> </table>	Choice	Number	Percentage	Strongly Agree	7	58.33%	Agree	5	41.67%	Uncertain	0	0%	Disagree	0	0%	Strongly Disagree	0	0%	 <p>● Stron... ● Agree</p>
Choice	Number	Percentage																			
Strongly Agree	7	58.33%																			
Agree	5	41.67%																			
Uncertain	0	0%																			
Disagree	0	0%																			
Strongly Disagree	0	0%																			
28	The demonstrators dealt effectively with my problems	<table border="1"> <thead> <tr> <th>Choice</th> <th>Number</th> <th>Percentage</th> </tr> </thead> <tbody> <tr> <td>Strongly Agree</td> <td>5</td> <td>41.67%</td> </tr> <tr> <td>Agree</td> <td>7</td> <td>58.33%</td> </tr> <tr> <td>Uncertain</td> <td>0</td> <td>0%</td> </tr> <tr> <td>Disagree</td> <td>0</td> <td>0%</td> </tr> <tr> <td>Strongly Disagree</td> <td>0</td> <td>0%</td> </tr> </tbody> </table>	Choice	Number	Percentage	Strongly Agree	5	41.67%	Agree	7	58.33%	Uncertain	0	0%	Disagree	0	0%	Strongly Disagree	0	0%	 <p>● Stron... ● Agree</p>
Choice	Number	Percentage																			
Strongly Agree	5	41.67%																			
Agree	7	58.33%																			
Uncertain	0	0%																			
Disagree	0	0%																			
Strongly Disagree	0	0%																			
29	The best features of the Course were	<p>Well Good translation of different languages</p> <p>clear good Good good All no It introduced new concepts. Almost all</p>																			

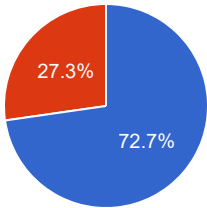
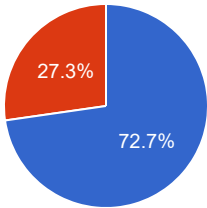
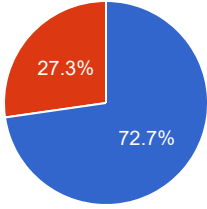
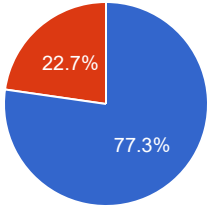
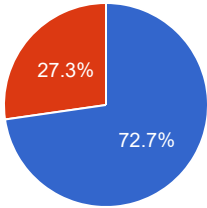
30	The Course could have been improved by	Yes Good New information One and only Sir Rehman clear good Good good None no It was organized. None
31	The University does not tolerate discrimination on any irrelevant distinction (e.g. race, age, gender) and is committed to work with diversity in a wholly positive way. Please indicate below anything in relation to this Course which may run counter to this objective	Good Good best uni ever clear good Good good no Equal oppurtunities were provided. None

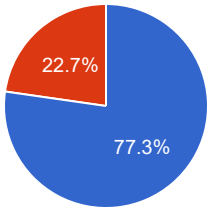
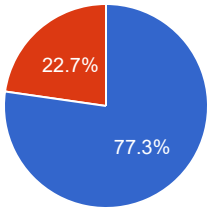
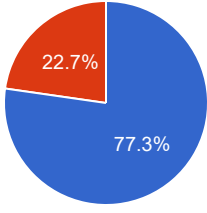
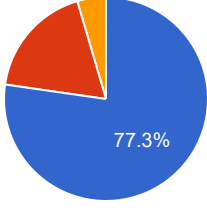
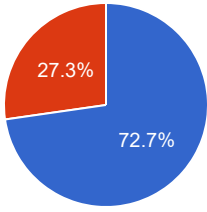
Course Evaluation - Program: 0258

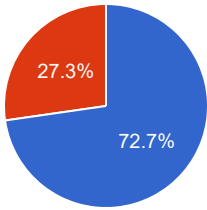
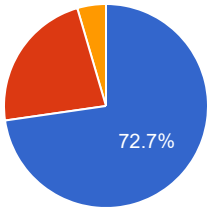
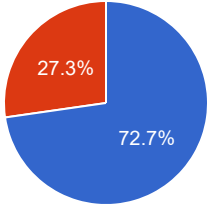
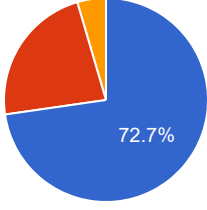
Teacher Name: AFSHEEN		Course ID: HUM-101(3) Course Title: Islamic Studies		Session: 2017 Fall																			
Shift: Morning -- Section: C		Total Strength: 34		Attempted: 22																			
S.No	Question	Opinions			Chart																		
1	The course objectives were clear	<table border="1"> <thead> <tr> <th>Choice</th> <th>Number</th> <th>Percentage</th> </tr> </thead> <tbody> <tr> <td>Strongly Agree</td> <td>16</td> <td>72.73%</td> </tr> <tr> <td>Agree</td> <td>6</td> <td>27.27%</td> </tr> <tr> <td>Uncertain</td> <td>0</td> <td>0%</td> </tr> <tr> <td>Disagree</td> <td>0</td> <td>0%</td> </tr> <tr> <td>Strongly Disagree</td> <td>0</td> <td>0%</td> </tr> </tbody> </table>	Choice	Number	Percentage	Strongly Agree	16	72.73%	Agree	6	27.27%	Uncertain	0	0%	Disagree	0	0%	Strongly Disagree	0	0%	<p>A pie chart showing the distribution of responses for the question 'The course objectives were clear'. The chart is divided into two segments: a large blue segment representing 'Strongly Agree' at 72.7%, and a smaller red segment representing 'Agree' at 27.3%. A legend to the right of the chart identifies the blue color with 'Stron...' and the red color with 'Agree'.</p>		
Choice	Number	Percentage																					
Strongly Agree	16	72.73%																					
Agree	6	27.27%																					
Uncertain	0	0%																					
Disagree	0	0%																					
Strongly Disagree	0	0%																					
2	The Course workload was manageable	<table border="1"> <thead> <tr> <th>Choice</th> <th>Number</th> <th>Percentage</th> </tr> </thead> <tbody> <tr> <td>Strongly Agree</td> <td>15</td> <td>68.18%</td> </tr> <tr> <td>Agree</td> <td>7</td> <td>31.82%</td> </tr> <tr> <td>Uncertain</td> <td>0</td> <td>0%</td> </tr> <tr> <td>Disagree</td> <td>0</td> <td>0%</td> </tr> <tr> <td>Strongly Disagree</td> <td>0</td> <td>0%</td> </tr> </tbody> </table>	Choice	Number	Percentage	Strongly Agree	15	68.18%	Agree	7	31.82%	Uncertain	0	0%	Disagree	0	0%	Strongly Disagree	0	0%	<p>A pie chart showing the distribution of responses for the question 'The Course workload was manageable'. The chart is divided into two segments: a large blue segment representing 'Strongly Agree' at 68.2%, and a smaller red segment representing 'Agree' at 31.8%. A legend to the right of the chart identifies the blue color with 'Stron...' and the red color with 'Agree'.</p>		
Choice	Number	Percentage																					
Strongly Agree	15	68.18%																					
Agree	7	31.82%																					
Uncertain	0	0%																					
Disagree	0	0%																					
Strongly Disagree	0	0%																					
3	The Course was well organized (e.g. timely access to materials, notification of changes, etc.)	<table border="1"> <thead> <tr> <th>Choice</th> <th>Number</th> <th>Percentage</th> </tr> </thead> <tbody> <tr> <td>Strongly Agree</td> <td>15</td> <td>68.18%</td> </tr> <tr> <td>Agree</td> <td>7</td> <td>31.82%</td> </tr> <tr> <td>Uncertain</td> <td>0</td> <td>0%</td> </tr> <tr> <td>Disagree</td> <td>0</td> <td>0%</td> </tr> <tr> <td>Strongly Disagree</td> <td>0</td> <td>0%</td> </tr> </tbody> </table>	Choice	Number	Percentage	Strongly Agree	15	68.18%	Agree	7	31.82%	Uncertain	0	0%	Disagree	0	0%	Strongly Disagree	0	0%	<p>A pie chart showing the distribution of responses for the question 'The Course was well organized (e.g. timely access to materials, notification of changes, etc.)'. The chart is divided into two segments: a large blue segment representing 'Strongly Agree' at 68.2%, and a smaller red segment representing 'Agree' at 31.8%. A legend to the right of the chart identifies the blue color with 'Stron...' and the red color with 'Agree'.</p>		
Choice	Number	Percentage																					
Strongly Agree	15	68.18%																					
Agree	7	31.82%																					
Uncertain	0	0%																					
Disagree	0	0%																					
Strongly Disagree	0	0%																					
4	I participated actively in the Course	<table border="1"> <thead> <tr> <th>Choice</th> <th>Number</th> <th>Percentage</th> </tr> </thead> <tbody> <tr> <td>Strongly Agree</td> <td>18</td> <td>81.82%</td> </tr> <tr> <td>Agree</td> <td>4</td> <td>18.18%</td> </tr> <tr> <td>Uncertain</td> <td>0</td> <td>0%</td> </tr> <tr> <td>Disagree</td> <td>0</td> <td>0%</td> </tr> <tr> <td>Strongly Disagree</td> <td>0</td> <td>0%</td> </tr> </tbody> </table>	Choice	Number	Percentage	Strongly Agree	18	81.82%	Agree	4	18.18%	Uncertain	0	0%	Disagree	0	0%	Strongly Disagree	0	0%	<p>A pie chart showing the distribution of responses for the question 'I participated actively in the Course'. The chart is divided into two segments: a large blue segment representing 'Strongly Agree' at 81.8%, and a smaller red segment representing 'Agree' at 18.2%. A legend to the right of the chart identifies the blue color with 'Stron...' and the red color with 'Agree'.</p>		
Choice	Number	Percentage																					
Strongly Agree	18	81.82%																					
Agree	4	18.18%																					
Uncertain	0	0%																					
Disagree	0	0%																					
Strongly Disagree	0	0%																					

5	I think I have made progress in this Course	<table border="1"> <thead> <tr> <th>Choice</th> <th>Number</th> <th>Percentage</th> </tr> </thead> <tbody> <tr> <td>Strongly Agree</td> <td>18</td> <td>81.82%</td> </tr> <tr> <td>Agree</td> <td>4</td> <td>18.18%</td> </tr> <tr> <td>Uncertain</td> <td>0</td> <td>0%</td> </tr> <tr> <td>Disagree</td> <td>0</td> <td>0%</td> </tr> <tr> <td>Strongly Disagree</td> <td>0</td> <td>0%</td> </tr> </tbody> </table>	Choice	Number	Percentage	Strongly Agree	18	81.82%	Agree	4	18.18%	Uncertain	0	0%	Disagree	0	0%	Strongly Disagree	0	0%	 <p>81.8%</p> <ul style="list-style-type: none"> ● Stron... ● Agree
Choice	Number	Percentage																			
Strongly Agree	18	81.82%																			
Agree	4	18.18%																			
Uncertain	0	0%																			
Disagree	0	0%																			
Strongly Disagree	0	0%																			
6	I think the Course was well structured to achieve the learning outcomes (there was a good balance of lectures, tutorials, practical etc.)	<table border="1"> <thead> <tr> <th>Choice</th> <th>Number</th> <th>Percentage</th> </tr> </thead> <tbody> <tr> <td>Strongly Agree</td> <td>16</td> <td>72.73%</td> </tr> <tr> <td>Agree</td> <td>6</td> <td>27.27%</td> </tr> <tr> <td>Uncertain</td> <td>0</td> <td>0%</td> </tr> <tr> <td>Disagree</td> <td>0</td> <td>0%</td> </tr> <tr> <td>Strongly Disagree</td> <td>0</td> <td>0%</td> </tr> </tbody> </table>	Choice	Number	Percentage	Strongly Agree	16	72.73%	Agree	6	27.27%	Uncertain	0	0%	Disagree	0	0%	Strongly Disagree	0	0%	 <p>72.7%</p> <ul style="list-style-type: none"> ● Stron... ● Agree
Choice	Number	Percentage																			
Strongly Agree	16	72.73%																			
Agree	6	27.27%																			
Uncertain	0	0%																			
Disagree	0	0%																			
Strongly Disagree	0	0%																			
7	The learning and teaching methods encouraged participation	<table border="1"> <thead> <tr> <th>Choice</th> <th>Number</th> <th>Percentage</th> </tr> </thead> <tbody> <tr> <td>Strongly Agree</td> <td>16</td> <td>72.73%</td> </tr> <tr> <td>Agree</td> <td>5</td> <td>22.73%</td> </tr> <tr> <td>Uncertain</td> <td>1</td> <td>4.55%</td> </tr> <tr> <td>Disagree</td> <td>0</td> <td>0%</td> </tr> <tr> <td>Strongly Disagree</td> <td>0</td> <td>0%</td> </tr> </tbody> </table>	Choice	Number	Percentage	Strongly Agree	16	72.73%	Agree	5	22.73%	Uncertain	1	4.55%	Disagree	0	0%	Strongly Disagree	0	0%	 <p>72.7%</p> <ul style="list-style-type: none"> ● Stron... ● Agree ● Unce...
Choice	Number	Percentage																			
Strongly Agree	16	72.73%																			
Agree	5	22.73%																			
Uncertain	1	4.55%																			
Disagree	0	0%																			
Strongly Disagree	0	0%																			
8	The overall environment in the class was conducive to learning	<table border="1"> <thead> <tr> <th>Choice</th> <th>Number</th> <th>Percentage</th> </tr> </thead> <tbody> <tr> <td>Strongly Agree</td> <td>16</td> <td>72.73%</td> </tr> <tr> <td>Agree</td> <td>6</td> <td>27.27%</td> </tr> <tr> <td>Uncertain</td> <td>0</td> <td>0%</td> </tr> <tr> <td>Disagree</td> <td>0</td> <td>0%</td> </tr> <tr> <td>Strongly Disagree</td> <td>0</td> <td>0%</td> </tr> </tbody> </table>	Choice	Number	Percentage	Strongly Agree	16	72.73%	Agree	6	27.27%	Uncertain	0	0%	Disagree	0	0%	Strongly Disagree	0	0%	 <p>72.7%</p> <ul style="list-style-type: none"> ● Stron... ● Agree
Choice	Number	Percentage																			
Strongly Agree	16	72.73%																			
Agree	6	27.27%																			
Uncertain	0	0%																			
Disagree	0	0%																			
Strongly Disagree	0	0%																			
9	Classrooms were satisfactory	<table border="1"> <thead> <tr> <th>Choice</th> <th>Number</th> <th>Percentage</th> </tr> </thead> <tbody> <tr> <td>Strongly Agree</td> <td>16</td> <td>72.73%</td> </tr> <tr> <td>Agree</td> <td>5</td> <td>22.73%</td> </tr> <tr> <td>Uncertain</td> <td>1</td> <td>4.55%</td> </tr> <tr> <td>Disagree</td> <td>0</td> <td>0%</td> </tr> <tr> <td>Strongly Disagree</td> <td>0</td> <td>0%</td> </tr> </tbody> </table>	Choice	Number	Percentage	Strongly Agree	16	72.73%	Agree	5	22.73%	Uncertain	1	4.55%	Disagree	0	0%	Strongly Disagree	0	0%	 <p>72.7%</p> <ul style="list-style-type: none"> ● Stron... ● Agree ● Unce...
Choice	Number	Percentage																			
Strongly Agree	16	72.73%																			
Agree	5	22.73%																			
Uncertain	1	4.55%																			
Disagree	0	0%																			
Strongly Disagree	0	0%																			

10	Learning materials (Lesson Plans, Course Notes etc.) were relevant and useful	<table border="1"> <thead> <tr> <th>Choice</th> <th>Number</th> <th>Percentage</th> </tr> </thead> <tbody> <tr> <td>Strongly Agree</td> <td>15</td> <td>68.18%</td> </tr> <tr> <td>Agree</td> <td>7</td> <td>31.82%</td> </tr> <tr> <td>Uncertain</td> <td>0</td> <td>0%</td> </tr> <tr> <td>Disagree</td> <td>0</td> <td>0%</td> </tr> <tr> <td>Strongly Disagree</td> <td>0</td> <td>0%</td> </tr> </tbody> </table>	Choice	Number	Percentage	Strongly Agree	15	68.18%	Agree	7	31.82%	Uncertain	0	0%	Disagree	0	0%	Strongly Disagree	0	0%	 <p>Legend: Strongly Agree (Blue), Agree (Red)</p>
Choice	Number	Percentage																			
Strongly Agree	15	68.18%																			
Agree	7	31.82%																			
Uncertain	0	0%																			
Disagree	0	0%																			
Strongly Disagree	0	0%																			
11	Recommended reading Books etc. were relevant and appropriate	<table border="1"> <thead> <tr> <th>Choice</th> <th>Number</th> <th>Percentage</th> </tr> </thead> <tbody> <tr> <td>Strongly Agree</td> <td>15</td> <td>68.18%</td> </tr> <tr> <td>Agree</td> <td>7</td> <td>31.82%</td> </tr> <tr> <td>Uncertain</td> <td>0</td> <td>0%</td> </tr> <tr> <td>Disagree</td> <td>0</td> <td>0%</td> </tr> <tr> <td>Strongly Disagree</td> <td>0</td> <td>0%</td> </tr> </tbody> </table>	Choice	Number	Percentage	Strongly Agree	15	68.18%	Agree	7	31.82%	Uncertain	0	0%	Disagree	0	0%	Strongly Disagree	0	0%	 <p>Legend: Strongly Agree (Blue), Agree (Red)</p>
Choice	Number	Percentage																			
Strongly Agree	15	68.18%																			
Agree	7	31.82%																			
Uncertain	0	0%																			
Disagree	0	0%																			
Strongly Disagree	0	0%																			
12	The provision of learning resources in the library was adequate and appropriate	<table border="1"> <thead> <tr> <th>Choice</th> <th>Number</th> <th>Percentage</th> </tr> </thead> <tbody> <tr> <td>Strongly Agree</td> <td>15</td> <td>68.18%</td> </tr> <tr> <td>Agree</td> <td>6</td> <td>27.27%</td> </tr> <tr> <td>Uncertain</td> <td>1</td> <td>4.55%</td> </tr> <tr> <td>Disagree</td> <td>0</td> <td>0%</td> </tr> <tr> <td>Strongly Disagree</td> <td>0</td> <td>0%</td> </tr> </tbody> </table>	Choice	Number	Percentage	Strongly Agree	15	68.18%	Agree	6	27.27%	Uncertain	1	4.55%	Disagree	0	0%	Strongly Disagree	0	0%	 <p>Legend: Strongly Agree (Blue), Agree (Red), Uncertain (Yellow)</p>
Choice	Number	Percentage																			
Strongly Agree	15	68.18%																			
Agree	6	27.27%																			
Uncertain	1	4.55%																			
Disagree	0	0%																			
Strongly Disagree	0	0%																			
13	The provision of learning resources on the Web was adequate and appropriate (if relevant)	<table border="1"> <thead> <tr> <th>Choice</th> <th>Number</th> <th>Percentage</th> </tr> </thead> <tbody> <tr> <td>Strongly Agree</td> <td>15</td> <td>68.18%</td> </tr> <tr> <td>Agree</td> <td>7</td> <td>31.82%</td> </tr> <tr> <td>Uncertain</td> <td>0</td> <td>0%</td> </tr> <tr> <td>Disagree</td> <td>0</td> <td>0%</td> </tr> <tr> <td>Strongly Disagree</td> <td>0</td> <td>0%</td> </tr> </tbody> </table>	Choice	Number	Percentage	Strongly Agree	15	68.18%	Agree	7	31.82%	Uncertain	0	0%	Disagree	0	0%	Strongly Disagree	0	0%	 <p>Legend: Strongly Agree (Blue), Agree (Red)</p>
Choice	Number	Percentage																			
Strongly Agree	15	68.18%																			
Agree	7	31.82%																			
Uncertain	0	0%																			
Disagree	0	0%																			
Strongly Disagree	0	0%																			
14	The Course stimulated my interest and thought on the subject area	<table border="1"> <thead> <tr> <th>Choice</th> <th>Number</th> <th>Percentage</th> </tr> </thead> <tbody> <tr> <td>Strongly Agree</td> <td>16</td> <td>72.73%</td> </tr> <tr> <td>Agree</td> <td>6</td> <td>27.27%</td> </tr> <tr> <td>Uncertain</td> <td>0</td> <td>0%</td> </tr> <tr> <td>Disagree</td> <td>0</td> <td>0%</td> </tr> <tr> <td>Strongly Disagree</td> <td>0</td> <td>0%</td> </tr> </tbody> </table>	Choice	Number	Percentage	Strongly Agree	16	72.73%	Agree	6	27.27%	Uncertain	0	0%	Disagree	0	0%	Strongly Disagree	0	0%	 <p>Legend: Strongly Agree (Blue), Agree (Red)</p>
Choice	Number	Percentage																			
Strongly Agree	16	72.73%																			
Agree	6	27.27%																			
Uncertain	0	0%																			
Disagree	0	0%																			
Strongly Disagree	0	0%																			

15	The pace of the Course was appropriate	<table border="1"> <thead> <tr> <th>Choice</th> <th>Number</th> <th>Percentage</th> </tr> </thead> <tbody> <tr> <td>Strongly Agree</td> <td>16</td> <td>72.73%</td> </tr> <tr> <td>Agree</td> <td>6</td> <td>27.27%</td> </tr> <tr> <td>Uncertain</td> <td>0</td> <td>0%</td> </tr> <tr> <td>Disagree</td> <td>0</td> <td>0%</td> </tr> <tr> <td>Strongly Disagree</td> <td>0</td> <td>0%</td> </tr> </tbody> </table>	Choice	Number	Percentage	Strongly Agree	16	72.73%	Agree	6	27.27%	Uncertain	0	0%	Disagree	0	0%	Strongly Disagree	0	0%	 <p>● Stron... ● Agree</p>
Choice	Number	Percentage																			
Strongly Agree	16	72.73%																			
Agree	6	27.27%																			
Uncertain	0	0%																			
Disagree	0	0%																			
Strongly Disagree	0	0%																			
16	Ideas and concepts were presented clearly	<table border="1"> <thead> <tr> <th>Choice</th> <th>Number</th> <th>Percentage</th> </tr> </thead> <tbody> <tr> <td>Strongly Agree</td> <td>16</td> <td>72.73%</td> </tr> <tr> <td>Agree</td> <td>6</td> <td>27.27%</td> </tr> <tr> <td>Uncertain</td> <td>0</td> <td>0%</td> </tr> <tr> <td>Disagree</td> <td>0</td> <td>0%</td> </tr> <tr> <td>Strongly Disagree</td> <td>0</td> <td>0%</td> </tr> </tbody> </table>	Choice	Number	Percentage	Strongly Agree	16	72.73%	Agree	6	27.27%	Uncertain	0	0%	Disagree	0	0%	Strongly Disagree	0	0%	 <p>● Stron... ● Agree</p>
Choice	Number	Percentage																			
Strongly Agree	16	72.73%																			
Agree	6	27.27%																			
Uncertain	0	0%																			
Disagree	0	0%																			
Strongly Disagree	0	0%																			
17	The method of assessment were reasonable	<table border="1"> <thead> <tr> <th>Choice</th> <th>Number</th> <th>Percentage</th> </tr> </thead> <tbody> <tr> <td>Strongly Agree</td> <td>16</td> <td>72.73%</td> </tr> <tr> <td>Agree</td> <td>6</td> <td>27.27%</td> </tr> <tr> <td>Uncertain</td> <td>0</td> <td>0%</td> </tr> <tr> <td>Disagree</td> <td>0</td> <td>0%</td> </tr> <tr> <td>Strongly Disagree</td> <td>0</td> <td>0%</td> </tr> </tbody> </table>	Choice	Number	Percentage	Strongly Agree	16	72.73%	Agree	6	27.27%	Uncertain	0	0%	Disagree	0	0%	Strongly Disagree	0	0%	 <p>● Stron... ● Agree</p>
Choice	Number	Percentage																			
Strongly Agree	16	72.73%																			
Agree	6	27.27%																			
Uncertain	0	0%																			
Disagree	0	0%																			
Strongly Disagree	0	0%																			
18	Feedback on assessment was timely	<table border="1"> <thead> <tr> <th>Choice</th> <th>Number</th> <th>Percentage</th> </tr> </thead> <tbody> <tr> <td>Strongly Agree</td> <td>17</td> <td>77.27%</td> </tr> <tr> <td>Agree</td> <td>5</td> <td>22.73%</td> </tr> <tr> <td>Uncertain</td> <td>0</td> <td>0%</td> </tr> <tr> <td>Disagree</td> <td>0</td> <td>0%</td> </tr> <tr> <td>Strongly Disagree</td> <td>0</td> <td>0%</td> </tr> </tbody> </table>	Choice	Number	Percentage	Strongly Agree	17	77.27%	Agree	5	22.73%	Uncertain	0	0%	Disagree	0	0%	Strongly Disagree	0	0%	 <p>● Stron... ● Agree</p>
Choice	Number	Percentage																			
Strongly Agree	17	77.27%																			
Agree	5	22.73%																			
Uncertain	0	0%																			
Disagree	0	0%																			
Strongly Disagree	0	0%																			
19	Feedback on assessment was helpful	<table border="1"> <thead> <tr> <th>Choice</th> <th>Number</th> <th>Percentage</th> </tr> </thead> <tbody> <tr> <td>Strongly Agree</td> <td>16</td> <td>72.73%</td> </tr> <tr> <td>Agree</td> <td>6</td> <td>27.27%</td> </tr> <tr> <td>Uncertain</td> <td>0</td> <td>0%</td> </tr> <tr> <td>Disagree</td> <td>0</td> <td>0%</td> </tr> <tr> <td>Strongly Disagree</td> <td>0</td> <td>0%</td> </tr> </tbody> </table>	Choice	Number	Percentage	Strongly Agree	16	72.73%	Agree	6	27.27%	Uncertain	0	0%	Disagree	0	0%	Strongly Disagree	0	0%	 <p>● Stron... ● Agree</p>
Choice	Number	Percentage																			
Strongly Agree	16	72.73%																			
Agree	6	27.27%																			
Uncertain	0	0%																			
Disagree	0	0%																			
Strongly Disagree	0	0%																			

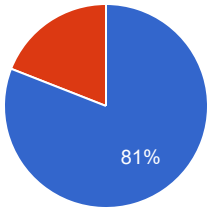
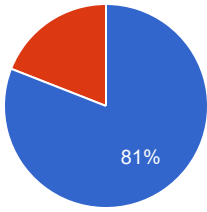
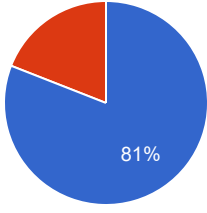
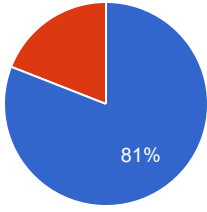
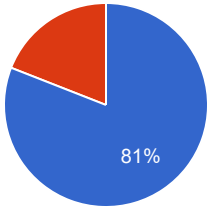
20	I understood the lectures	<table border="1"> <thead> <tr> <th>Choice</th> <th>Number</th> <th>Percentage</th> </tr> </thead> <tbody> <tr> <td>Strongly Agree</td> <td>17</td> <td>77.27%</td> </tr> <tr> <td>Agree</td> <td>5</td> <td>22.73%</td> </tr> <tr> <td>Uncertain</td> <td>0</td> <td>0%</td> </tr> <tr> <td>Disagree</td> <td>0</td> <td>0%</td> </tr> <tr> <td>Strongly Disagree</td> <td>0</td> <td>0%</td> </tr> </tbody> </table>	Choice	Number	Percentage	Strongly Agree	17	77.27%	Agree	5	22.73%	Uncertain	0	0%	Disagree	0	0%	Strongly Disagree	0	0%	 <p>● Stron... ● Agree</p>
Choice	Number	Percentage																			
Strongly Agree	17	77.27%																			
Agree	5	22.73%																			
Uncertain	0	0%																			
Disagree	0	0%																			
Strongly Disagree	0	0%																			
21	The material was well organized and presented	<table border="1"> <thead> <tr> <th>Choice</th> <th>Number</th> <th>Percentage</th> </tr> </thead> <tbody> <tr> <td>Strongly Agree</td> <td>17</td> <td>77.27%</td> </tr> <tr> <td>Agree</td> <td>5</td> <td>22.73%</td> </tr> <tr> <td>Uncertain</td> <td>0</td> <td>0%</td> </tr> <tr> <td>Disagree</td> <td>0</td> <td>0%</td> </tr> <tr> <td>Strongly Disagree</td> <td>0</td> <td>0%</td> </tr> </tbody> </table>	Choice	Number	Percentage	Strongly Agree	17	77.27%	Agree	5	22.73%	Uncertain	0	0%	Disagree	0	0%	Strongly Disagree	0	0%	 <p>● Stron... ● Agree</p>
Choice	Number	Percentage																			
Strongly Agree	17	77.27%																			
Agree	5	22.73%																			
Uncertain	0	0%																			
Disagree	0	0%																			
Strongly Disagree	0	0%																			
22	The instructor was responsive to student needs and problems	<table border="1"> <thead> <tr> <th>Choice</th> <th>Number</th> <th>Percentage</th> </tr> </thead> <tbody> <tr> <td>Strongly Agree</td> <td>17</td> <td>77.27%</td> </tr> <tr> <td>Agree</td> <td>5</td> <td>22.73%</td> </tr> <tr> <td>Uncertain</td> <td>0</td> <td>0%</td> </tr> <tr> <td>Disagree</td> <td>0</td> <td>0%</td> </tr> <tr> <td>Strongly Disagree</td> <td>0</td> <td>0%</td> </tr> </tbody> </table>	Choice	Number	Percentage	Strongly Agree	17	77.27%	Agree	5	22.73%	Uncertain	0	0%	Disagree	0	0%	Strongly Disagree	0	0%	 <p>● Stron... ● Agree</p>
Choice	Number	Percentage																			
Strongly Agree	17	77.27%																			
Agree	5	22.73%																			
Uncertain	0	0%																			
Disagree	0	0%																			
Strongly Disagree	0	0%																			
23	Had the instructor been regular throughout the course	<table border="1"> <thead> <tr> <th>Choice</th> <th>Number</th> <th>Percentage</th> </tr> </thead> <tbody> <tr> <td>Strongly Agree</td> <td>17</td> <td>77.27%</td> </tr> <tr> <td>Agree</td> <td>4</td> <td>18.18%</td> </tr> <tr> <td>Uncertain</td> <td>1</td> <td>4.55%</td> </tr> <tr> <td>Disagree</td> <td>0</td> <td>0%</td> </tr> <tr> <td>Strongly Disagree</td> <td>0</td> <td>0%</td> </tr> </tbody> </table>	Choice	Number	Percentage	Strongly Agree	17	77.27%	Agree	4	18.18%	Uncertain	1	4.55%	Disagree	0	0%	Strongly Disagree	0	0%	 <p>● Stron... ● Agree ● Unce...</p>
Choice	Number	Percentage																			
Strongly Agree	17	77.27%																			
Agree	4	18.18%																			
Uncertain	1	4.55%																			
Disagree	0	0%																			
Strongly Disagree	0	0%																			
24	The material in the tutorials was useful	<table border="1"> <thead> <tr> <th>Choice</th> <th>Number</th> <th>Percentage</th> </tr> </thead> <tbody> <tr> <td>Strongly Agree</td> <td>16</td> <td>72.73%</td> </tr> <tr> <td>Agree</td> <td>6</td> <td>27.27%</td> </tr> <tr> <td>Uncertain</td> <td>0</td> <td>0%</td> </tr> <tr> <td>Disagree</td> <td>0</td> <td>0%</td> </tr> <tr> <td>Strongly Disagree</td> <td>0</td> <td>0%</td> </tr> </tbody> </table>	Choice	Number	Percentage	Strongly Agree	16	72.73%	Agree	6	27.27%	Uncertain	0	0%	Disagree	0	0%	Strongly Disagree	0	0%	 <p>● Stron... ● Agree</p>
Choice	Number	Percentage																			
Strongly Agree	16	72.73%																			
Agree	6	27.27%																			
Uncertain	0	0%																			
Disagree	0	0%																			
Strongly Disagree	0	0%																			

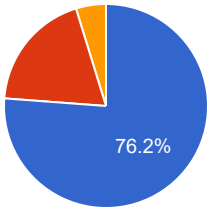
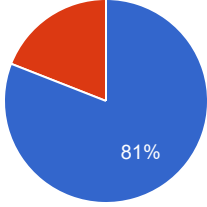
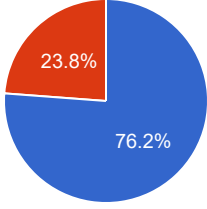
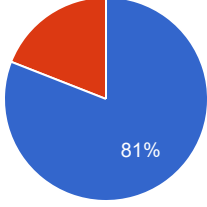
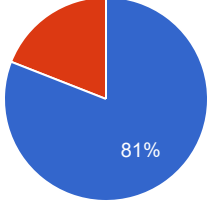
25	I was happy with the amount of work needed for tutorials	<table border="1"> <thead> <tr> <th>Choice</th> <th>Number</th> <th>Percentage</th> </tr> </thead> <tbody> <tr> <td>Strongly Agree</td> <td>16</td> <td>72.73%</td> </tr> <tr> <td>Agree</td> <td>6</td> <td>27.27%</td> </tr> <tr> <td>Uncertain</td> <td>0</td> <td>0%</td> </tr> <tr> <td>Disagree</td> <td>0</td> <td>0%</td> </tr> <tr> <td>Strongly Disagree</td> <td>0</td> <td>0%</td> </tr> </tbody> </table>	Choice	Number	Percentage	Strongly Agree	16	72.73%	Agree	6	27.27%	Uncertain	0	0%	Disagree	0	0%	Strongly Disagree	0	0%	 <p>● Stron... ● Agree</p>
Choice	Number	Percentage																			
Strongly Agree	16	72.73%																			
Agree	6	27.27%																			
Uncertain	0	0%																			
Disagree	0	0%																			
Strongly Disagree	0	0%																			
26	The tutor dealt effectively with my problems	<table border="1"> <thead> <tr> <th>Choice</th> <th>Number</th> <th>Percentage</th> </tr> </thead> <tbody> <tr> <td>Strongly Agree</td> <td>16</td> <td>72.73%</td> </tr> <tr> <td>Agree</td> <td>5</td> <td>22.73%</td> </tr> <tr> <td>Uncertain</td> <td>1</td> <td>4.55%</td> </tr> <tr> <td>Disagree</td> <td>0</td> <td>0%</td> </tr> <tr> <td>Strongly Disagree</td> <td>0</td> <td>0%</td> </tr> </tbody> </table>	Choice	Number	Percentage	Strongly Agree	16	72.73%	Agree	5	22.73%	Uncertain	1	4.55%	Disagree	0	0%	Strongly Disagree	0	0%	 <p>● Stron... ● Agree ● Unce...</p>
Choice	Number	Percentage																			
Strongly Agree	16	72.73%																			
Agree	5	22.73%																			
Uncertain	1	4.55%																			
Disagree	0	0%																			
Strongly Disagree	0	0%																			
27	The material in the practicals was useful	<table border="1"> <thead> <tr> <th>Choice</th> <th>Number</th> <th>Percentage</th> </tr> </thead> <tbody> <tr> <td>Strongly Agree</td> <td>16</td> <td>72.73%</td> </tr> <tr> <td>Agree</td> <td>6</td> <td>27.27%</td> </tr> <tr> <td>Uncertain</td> <td>0</td> <td>0%</td> </tr> <tr> <td>Disagree</td> <td>0</td> <td>0%</td> </tr> <tr> <td>Strongly Disagree</td> <td>0</td> <td>0%</td> </tr> </tbody> </table>	Choice	Number	Percentage	Strongly Agree	16	72.73%	Agree	6	27.27%	Uncertain	0	0%	Disagree	0	0%	Strongly Disagree	0	0%	 <p>● Stron... ● Agree</p>
Choice	Number	Percentage																			
Strongly Agree	16	72.73%																			
Agree	6	27.27%																			
Uncertain	0	0%																			
Disagree	0	0%																			
Strongly Disagree	0	0%																			
28	The demonstrators dealt effectively with my problems	<table border="1"> <thead> <tr> <th>Choice</th> <th>Number</th> <th>Percentage</th> </tr> </thead> <tbody> <tr> <td>Strongly Agree</td> <td>16</td> <td>72.73%</td> </tr> <tr> <td>Agree</td> <td>5</td> <td>22.73%</td> </tr> <tr> <td>Uncertain</td> <td>1</td> <td>4.55%</td> </tr> <tr> <td>Disagree</td> <td>0</td> <td>0%</td> </tr> <tr> <td>Strongly Disagree</td> <td>0</td> <td>0%</td> </tr> </tbody> </table>	Choice	Number	Percentage	Strongly Agree	16	72.73%	Agree	5	22.73%	Uncertain	1	4.55%	Disagree	0	0%	Strongly Disagree	0	0%	 <p>● Stron... ● Agree ● Unce...</p>
Choice	Number	Percentage																			
Strongly Agree	16	72.73%																			
Agree	5	22.73%																			
Uncertain	1	4.55%																			
Disagree	0	0%																			
Strongly Disagree	0	0%																			

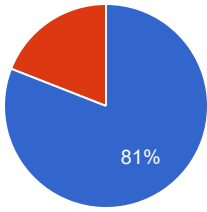
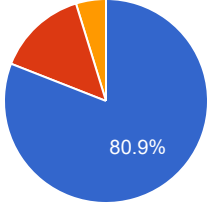
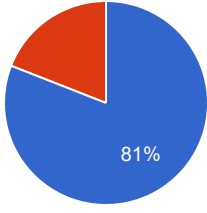
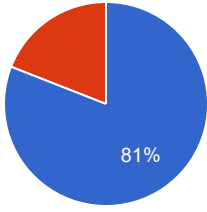
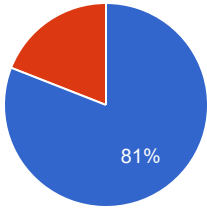
29	The best features of the Course were	<p>good class participation made concepts more clear. a The teacher was outstanding A excellent.excellent. good yes agreed. TEACHERS outstanding teaching method ok good Good out standing a good good Teaching method. teachers yes A</p>
30	The Course could have been improved by	<p>efforts having other teachers . a nothing it was good A excellent.excellent. good yasgood agreed. SOCIETY afsheen ok mam Afsheen Afsheen out standing aa amazing good Us. society yes A</p>
31	<p>The University does not tolerate discrimination on any irrelevant distinction (e.g. race, age, gender) and is committed to work with diversity in a wholly positive way. Please indicate below anything in relation to this Course which may run counter to this objective</p>	<p>nill good enough. a good A OK ok a very good good Good ok yes A</p>

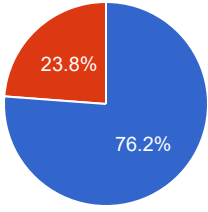
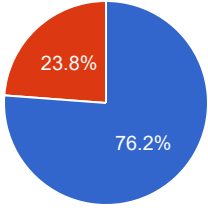
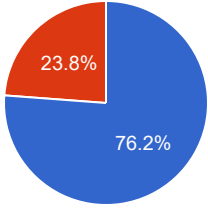
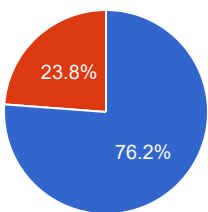
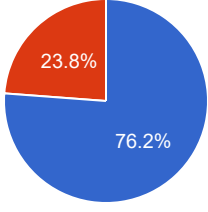
Course Evaluation - Program: 0258

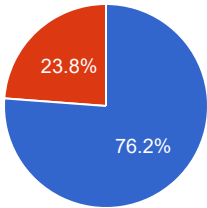
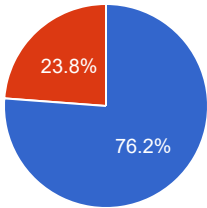
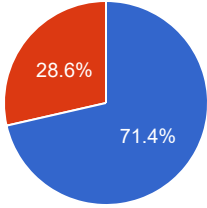
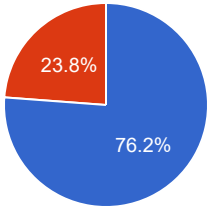
Teacher Name: ISLAM SHAH		Course ID: HUM-101(3) Course Title: Islamic Studies		Session: 2017 Fall																			
Shift: Morning -- Section: E		Total Strength: 42		Attempted: 21																			
S.No	Question	Opinions			Chart																		
1	The course objectives were clear	<table border="1"> <thead> <tr> <th>Choice</th> <th>Number</th> <th>Percentage</th> </tr> </thead> <tbody> <tr> <td>Strongly Agree</td> <td>18</td> <td>85.71%</td> </tr> <tr> <td>Agree</td> <td>3</td> <td>14.29%</td> </tr> <tr> <td>Uncertain</td> <td>0</td> <td>0%</td> </tr> <tr> <td>Disagree</td> <td>0</td> <td>0%</td> </tr> <tr> <td>Strongly Disagree</td> <td>0</td> <td>0%</td> </tr> </tbody> </table>	Choice	Number	Percentage	Strongly Agree	18	85.71%	Agree	3	14.29%	Uncertain	0	0%	Disagree	0	0%	Strongly Disagree	0	0%	<p>A pie chart showing the distribution of responses for the question 'The course objectives were clear'. The chart is divided into two segments: a large blue segment representing 'Strongly Agree' at 85.7%, and a smaller red segment representing 'Agree' at 14.29%. A legend to the right of the chart identifies the blue color with 'Stron...' and the red color with 'Agree'.</p>		
Choice	Number	Percentage																					
Strongly Agree	18	85.71%																					
Agree	3	14.29%																					
Uncertain	0	0%																					
Disagree	0	0%																					
Strongly Disagree	0	0%																					
2	The Course workload was manageable	<table border="1"> <thead> <tr> <th>Choice</th> <th>Number</th> <th>Percentage</th> </tr> </thead> <tbody> <tr> <td>Strongly Agree</td> <td>17</td> <td>80.95%</td> </tr> <tr> <td>Agree</td> <td>4</td> <td>19.05%</td> </tr> <tr> <td>Uncertain</td> <td>0</td> <td>0%</td> </tr> <tr> <td>Disagree</td> <td>0</td> <td>0%</td> </tr> <tr> <td>Strongly Disagree</td> <td>0</td> <td>0%</td> </tr> </tbody> </table>	Choice	Number	Percentage	Strongly Agree	17	80.95%	Agree	4	19.05%	Uncertain	0	0%	Disagree	0	0%	Strongly Disagree	0	0%	<p>A pie chart showing the distribution of responses for the question 'The Course workload was manageable'. The chart is divided into two segments: a large blue segment representing 'Strongly Agree' at 81%, and a smaller red segment representing 'Agree' at 19.05%. A legend to the right of the chart identifies the blue color with 'Stron...' and the red color with 'Agree'.</p>		
Choice	Number	Percentage																					
Strongly Agree	17	80.95%																					
Agree	4	19.05%																					
Uncertain	0	0%																					
Disagree	0	0%																					
Strongly Disagree	0	0%																					
3	The Course was well organized (e.g. timely access to materials, notification of changes, etc.)	<table border="1"> <thead> <tr> <th>Choice</th> <th>Number</th> <th>Percentage</th> </tr> </thead> <tbody> <tr> <td>Strongly Agree</td> <td>17</td> <td>80.95%</td> </tr> <tr> <td>Agree</td> <td>4</td> <td>19.05%</td> </tr> <tr> <td>Uncertain</td> <td>0</td> <td>0%</td> </tr> <tr> <td>Disagree</td> <td>0</td> <td>0%</td> </tr> <tr> <td>Strongly Disagree</td> <td>0</td> <td>0%</td> </tr> </tbody> </table>	Choice	Number	Percentage	Strongly Agree	17	80.95%	Agree	4	19.05%	Uncertain	0	0%	Disagree	0	0%	Strongly Disagree	0	0%	<p>A pie chart showing the distribution of responses for the question 'The Course was well organized (e.g. timely access to materials, notification of changes, etc.)'. The chart is divided into two segments: a large blue segment representing 'Strongly Agree' at 81%, and a smaller red segment representing 'Agree' at 19.05%. A legend to the right of the chart identifies the blue color with 'Stron...' and the red color with 'Agree'.</p>		
Choice	Number	Percentage																					
Strongly Agree	17	80.95%																					
Agree	4	19.05%																					
Uncertain	0	0%																					
Disagree	0	0%																					
Strongly Disagree	0	0%																					
4	I participated actively in the Course	<table border="1"> <thead> <tr> <th>Choice</th> <th>Number</th> <th>Percentage</th> </tr> </thead> <tbody> <tr> <td>Strongly Agree</td> <td>17</td> <td>80.95%</td> </tr> <tr> <td>Agree</td> <td>4</td> <td>19.05%</td> </tr> <tr> <td>Uncertain</td> <td>0</td> <td>0%</td> </tr> <tr> <td>Disagree</td> <td>0</td> <td>0%</td> </tr> <tr> <td>Strongly Disagree</td> <td>0</td> <td>0%</td> </tr> </tbody> </table>	Choice	Number	Percentage	Strongly Agree	17	80.95%	Agree	4	19.05%	Uncertain	0	0%	Disagree	0	0%	Strongly Disagree	0	0%	<p>A pie chart showing the distribution of responses for the question 'I participated actively in the Course'. The chart is divided into two segments: a large blue segment representing 'Strongly Agree' at 81%, and a smaller red segment representing 'Agree' at 19.05%. A legend to the right of the chart identifies the blue color with 'Stron...' and the red color with 'Agree'.</p>		
Choice	Number	Percentage																					
Strongly Agree	17	80.95%																					
Agree	4	19.05%																					
Uncertain	0	0%																					
Disagree	0	0%																					
Strongly Disagree	0	0%																					

5	I think I have made progress in this Course	<table border="1"> <thead> <tr> <th>Choice</th> <th>Number</th> <th>Percentage</th> </tr> </thead> <tbody> <tr> <td>Strongly Agree</td> <td>17</td> <td>80.95%</td> </tr> <tr> <td>Agree</td> <td>4</td> <td>19.05%</td> </tr> <tr> <td>Uncertain</td> <td>0</td> <td>0%</td> </tr> <tr> <td>Disagree</td> <td>0</td> <td>0%</td> </tr> <tr> <td>Strongly Disagree</td> <td>0</td> <td>0%</td> </tr> </tbody> </table>	Choice	Number	Percentage	Strongly Agree	17	80.95%	Agree	4	19.05%	Uncertain	0	0%	Disagree	0	0%	Strongly Disagree	0	0%	 <p>81%</p> <ul style="list-style-type: none"> ● Stron... ● Agree
Choice	Number	Percentage																			
Strongly Agree	17	80.95%																			
Agree	4	19.05%																			
Uncertain	0	0%																			
Disagree	0	0%																			
Strongly Disagree	0	0%																			
6	I think the Course was well structured to achieve the learning outcomes (there was a good balance of lectures, tutorials, practical etc.)	<table border="1"> <thead> <tr> <th>Choice</th> <th>Number</th> <th>Percentage</th> </tr> </thead> <tbody> <tr> <td>Strongly Agree</td> <td>17</td> <td>80.95%</td> </tr> <tr> <td>Agree</td> <td>4</td> <td>19.05%</td> </tr> <tr> <td>Uncertain</td> <td>0</td> <td>0%</td> </tr> <tr> <td>Disagree</td> <td>0</td> <td>0%</td> </tr> <tr> <td>Strongly Disagree</td> <td>0</td> <td>0%</td> </tr> </tbody> </table>	Choice	Number	Percentage	Strongly Agree	17	80.95%	Agree	4	19.05%	Uncertain	0	0%	Disagree	0	0%	Strongly Disagree	0	0%	 <p>81%</p> <ul style="list-style-type: none"> ● Stron... ● Agree
Choice	Number	Percentage																			
Strongly Agree	17	80.95%																			
Agree	4	19.05%																			
Uncertain	0	0%																			
Disagree	0	0%																			
Strongly Disagree	0	0%																			
7	The learning and teaching methods encouraged participation	<table border="1"> <thead> <tr> <th>Choice</th> <th>Number</th> <th>Percentage</th> </tr> </thead> <tbody> <tr> <td>Strongly Agree</td> <td>17</td> <td>80.95%</td> </tr> <tr> <td>Agree</td> <td>4</td> <td>19.05%</td> </tr> <tr> <td>Uncertain</td> <td>0</td> <td>0%</td> </tr> <tr> <td>Disagree</td> <td>0</td> <td>0%</td> </tr> <tr> <td>Strongly Disagree</td> <td>0</td> <td>0%</td> </tr> </tbody> </table>	Choice	Number	Percentage	Strongly Agree	17	80.95%	Agree	4	19.05%	Uncertain	0	0%	Disagree	0	0%	Strongly Disagree	0	0%	 <p>81%</p> <ul style="list-style-type: none"> ● Stron... ● Agree
Choice	Number	Percentage																			
Strongly Agree	17	80.95%																			
Agree	4	19.05%																			
Uncertain	0	0%																			
Disagree	0	0%																			
Strongly Disagree	0	0%																			
8	The overall environment in the class was conducive to learning	<table border="1"> <thead> <tr> <th>Choice</th> <th>Number</th> <th>Percentage</th> </tr> </thead> <tbody> <tr> <td>Strongly Agree</td> <td>17</td> <td>80.95%</td> </tr> <tr> <td>Agree</td> <td>4</td> <td>19.05%</td> </tr> <tr> <td>Uncertain</td> <td>0</td> <td>0%</td> </tr> <tr> <td>Disagree</td> <td>0</td> <td>0%</td> </tr> <tr> <td>Strongly Disagree</td> <td>0</td> <td>0%</td> </tr> </tbody> </table>	Choice	Number	Percentage	Strongly Agree	17	80.95%	Agree	4	19.05%	Uncertain	0	0%	Disagree	0	0%	Strongly Disagree	0	0%	 <p>81%</p> <ul style="list-style-type: none"> ● Stron... ● Agree
Choice	Number	Percentage																			
Strongly Agree	17	80.95%																			
Agree	4	19.05%																			
Uncertain	0	0%																			
Disagree	0	0%																			
Strongly Disagree	0	0%																			
9	Classrooms were satisfactory	<table border="1"> <thead> <tr> <th>Choice</th> <th>Number</th> <th>Percentage</th> </tr> </thead> <tbody> <tr> <td>Strongly Agree</td> <td>17</td> <td>80.95%</td> </tr> <tr> <td>Agree</td> <td>4</td> <td>19.05%</td> </tr> <tr> <td>Uncertain</td> <td>0</td> <td>0%</td> </tr> <tr> <td>Disagree</td> <td>0</td> <td>0%</td> </tr> <tr> <td>Strongly Disagree</td> <td>0</td> <td>0%</td> </tr> </tbody> </table>	Choice	Number	Percentage	Strongly Agree	17	80.95%	Agree	4	19.05%	Uncertain	0	0%	Disagree	0	0%	Strongly Disagree	0	0%	 <p>81%</p> <ul style="list-style-type: none"> ● Stron... ● Agree
Choice	Number	Percentage																			
Strongly Agree	17	80.95%																			
Agree	4	19.05%																			
Uncertain	0	0%																			
Disagree	0	0%																			
Strongly Disagree	0	0%																			

10	Learning materials (Lesson Plans, Course Notes etc.) were relevant and useful	<table border="1"> <thead> <tr> <th>Choice</th> <th>Number</th> <th>Percentage</th> </tr> </thead> <tbody> <tr> <td>Strongly Agree</td> <td>16</td> <td>76.19%</td> </tr> <tr> <td>Agree</td> <td>4</td> <td>19.05%</td> </tr> <tr> <td>Uncertain</td> <td>1</td> <td>4.76%</td> </tr> <tr> <td>Disagree</td> <td>0</td> <td>0%</td> </tr> <tr> <td>Strongly Disagree</td> <td>0</td> <td>0%</td> </tr> </tbody> </table>	Choice	Number	Percentage	Strongly Agree	16	76.19%	Agree	4	19.05%	Uncertain	1	4.76%	Disagree	0	0%	Strongly Disagree	0	0%	 <p>76.2%</p> <ul style="list-style-type: none"> ● Stron... ● Agree ● Unce...
Choice	Number	Percentage																			
Strongly Agree	16	76.19%																			
Agree	4	19.05%																			
Uncertain	1	4.76%																			
Disagree	0	0%																			
Strongly Disagree	0	0%																			
11	Recommended reading Books etc. were relevant and appropriate	<table border="1"> <thead> <tr> <th>Choice</th> <th>Number</th> <th>Percentage</th> </tr> </thead> <tbody> <tr> <td>Strongly Agree</td> <td>17</td> <td>80.95%</td> </tr> <tr> <td>Agree</td> <td>4</td> <td>19.05%</td> </tr> <tr> <td>Uncertain</td> <td>0</td> <td>0%</td> </tr> <tr> <td>Disagree</td> <td>0</td> <td>0%</td> </tr> <tr> <td>Strongly Disagree</td> <td>0</td> <td>0%</td> </tr> </tbody> </table>	Choice	Number	Percentage	Strongly Agree	17	80.95%	Agree	4	19.05%	Uncertain	0	0%	Disagree	0	0%	Strongly Disagree	0	0%	 <p>81%</p> <ul style="list-style-type: none"> ● Stron... ● Agree
Choice	Number	Percentage																			
Strongly Agree	17	80.95%																			
Agree	4	19.05%																			
Uncertain	0	0%																			
Disagree	0	0%																			
Strongly Disagree	0	0%																			
12	The provision of learning resources in the library was adequate and appropriate	<table border="1"> <thead> <tr> <th>Choice</th> <th>Number</th> <th>Percentage</th> </tr> </thead> <tbody> <tr> <td>Strongly Agree</td> <td>16</td> <td>76.19%</td> </tr> <tr> <td>Agree</td> <td>5</td> <td>23.81%</td> </tr> <tr> <td>Uncertain</td> <td>0</td> <td>0%</td> </tr> <tr> <td>Disagree</td> <td>0</td> <td>0%</td> </tr> <tr> <td>Strongly Disagree</td> <td>0</td> <td>0%</td> </tr> </tbody> </table>	Choice	Number	Percentage	Strongly Agree	16	76.19%	Agree	5	23.81%	Uncertain	0	0%	Disagree	0	0%	Strongly Disagree	0	0%	 <p>76.2%</p> <p>23.8%</p> <ul style="list-style-type: none"> ● Stron... ● Agree
Choice	Number	Percentage																			
Strongly Agree	16	76.19%																			
Agree	5	23.81%																			
Uncertain	0	0%																			
Disagree	0	0%																			
Strongly Disagree	0	0%																			
13	The provision of learning resources on the Web was adequate and appropriate (if relevant)	<table border="1"> <thead> <tr> <th>Choice</th> <th>Number</th> <th>Percentage</th> </tr> </thead> <tbody> <tr> <td>Strongly Agree</td> <td>17</td> <td>80.95%</td> </tr> <tr> <td>Agree</td> <td>4</td> <td>19.05%</td> </tr> <tr> <td>Uncertain</td> <td>0</td> <td>0%</td> </tr> <tr> <td>Disagree</td> <td>0</td> <td>0%</td> </tr> <tr> <td>Strongly Disagree</td> <td>0</td> <td>0%</td> </tr> </tbody> </table>	Choice	Number	Percentage	Strongly Agree	17	80.95%	Agree	4	19.05%	Uncertain	0	0%	Disagree	0	0%	Strongly Disagree	0	0%	 <p>81%</p> <ul style="list-style-type: none"> ● Stron... ● Agree
Choice	Number	Percentage																			
Strongly Agree	17	80.95%																			
Agree	4	19.05%																			
Uncertain	0	0%																			
Disagree	0	0%																			
Strongly Disagree	0	0%																			
14	The Course stimulated my interest and thought on the subject area	<table border="1"> <thead> <tr> <th>Choice</th> <th>Number</th> <th>Percentage</th> </tr> </thead> <tbody> <tr> <td>Strongly Agree</td> <td>17</td> <td>80.95%</td> </tr> <tr> <td>Agree</td> <td>4</td> <td>19.05%</td> </tr> <tr> <td>Uncertain</td> <td>0</td> <td>0%</td> </tr> <tr> <td>Disagree</td> <td>0</td> <td>0%</td> </tr> <tr> <td>Strongly Disagree</td> <td>0</td> <td>0%</td> </tr> </tbody> </table>	Choice	Number	Percentage	Strongly Agree	17	80.95%	Agree	4	19.05%	Uncertain	0	0%	Disagree	0	0%	Strongly Disagree	0	0%	 <p>81%</p> <ul style="list-style-type: none"> ● Stron... ● Agree
Choice	Number	Percentage																			
Strongly Agree	17	80.95%																			
Agree	4	19.05%																			
Uncertain	0	0%																			
Disagree	0	0%																			
Strongly Disagree	0	0%																			

15	The pace of the Course was appropriate	<table border="1"> <thead> <tr> <th>Choice</th> <th>Number</th> <th>Percentage</th> </tr> </thead> <tbody> <tr> <td>Strongly Agree</td> <td>17</td> <td>80.95%</td> </tr> <tr> <td>Agree</td> <td>4</td> <td>19.05%</td> </tr> <tr> <td>Uncertain</td> <td>0</td> <td>0%</td> </tr> <tr> <td>Disagree</td> <td>0</td> <td>0%</td> </tr> <tr> <td>Strongly Disagree</td> <td>0</td> <td>0%</td> </tr> </tbody> </table>	Choice	Number	Percentage	Strongly Agree	17	80.95%	Agree	4	19.05%	Uncertain	0	0%	Disagree	0	0%	Strongly Disagree	0	0%	 <p>81%</p> <ul style="list-style-type: none"> ● Stron... ● Agree
Choice	Number	Percentage																			
Strongly Agree	17	80.95%																			
Agree	4	19.05%																			
Uncertain	0	0%																			
Disagree	0	0%																			
Strongly Disagree	0	0%																			
16	Ideas and concepts were presented clearly	<table border="1"> <thead> <tr> <th>Choice</th> <th>Number</th> <th>Percentage</th> </tr> </thead> <tbody> <tr> <td>Strongly Agree</td> <td>17</td> <td>80.95%</td> </tr> <tr> <td>Agree</td> <td>3</td> <td>14.29%</td> </tr> <tr> <td>Uncertain</td> <td>1</td> <td>4.76%</td> </tr> <tr> <td>Disagree</td> <td>0</td> <td>0%</td> </tr> <tr> <td>Strongly Disagree</td> <td>0</td> <td>0%</td> </tr> </tbody> </table>	Choice	Number	Percentage	Strongly Agree	17	80.95%	Agree	3	14.29%	Uncertain	1	4.76%	Disagree	0	0%	Strongly Disagree	0	0%	 <p>80.9%</p> <ul style="list-style-type: none"> ● Stron... ● Agree ● Unce...
Choice	Number	Percentage																			
Strongly Agree	17	80.95%																			
Agree	3	14.29%																			
Uncertain	1	4.76%																			
Disagree	0	0%																			
Strongly Disagree	0	0%																			
17	The method of assessment were reasonable	<table border="1"> <thead> <tr> <th>Choice</th> <th>Number</th> <th>Percentage</th> </tr> </thead> <tbody> <tr> <td>Strongly Agree</td> <td>17</td> <td>80.95%</td> </tr> <tr> <td>Agree</td> <td>4</td> <td>19.05%</td> </tr> <tr> <td>Uncertain</td> <td>0</td> <td>0%</td> </tr> <tr> <td>Disagree</td> <td>0</td> <td>0%</td> </tr> <tr> <td>Strongly Disagree</td> <td>0</td> <td>0%</td> </tr> </tbody> </table>	Choice	Number	Percentage	Strongly Agree	17	80.95%	Agree	4	19.05%	Uncertain	0	0%	Disagree	0	0%	Strongly Disagree	0	0%	 <p>81%</p> <ul style="list-style-type: none"> ● Stron... ● Agree
Choice	Number	Percentage																			
Strongly Agree	17	80.95%																			
Agree	4	19.05%																			
Uncertain	0	0%																			
Disagree	0	0%																			
Strongly Disagree	0	0%																			
18	Feedback on assessment was timely	<table border="1"> <thead> <tr> <th>Choice</th> <th>Number</th> <th>Percentage</th> </tr> </thead> <tbody> <tr> <td>Strongly Agree</td> <td>17</td> <td>80.95%</td> </tr> <tr> <td>Agree</td> <td>4</td> <td>19.05%</td> </tr> <tr> <td>Uncertain</td> <td>0</td> <td>0%</td> </tr> <tr> <td>Disagree</td> <td>0</td> <td>0%</td> </tr> <tr> <td>Strongly Disagree</td> <td>0</td> <td>0%</td> </tr> </tbody> </table>	Choice	Number	Percentage	Strongly Agree	17	80.95%	Agree	4	19.05%	Uncertain	0	0%	Disagree	0	0%	Strongly Disagree	0	0%	 <p>81%</p> <ul style="list-style-type: none"> ● Stron... ● Agree
Choice	Number	Percentage																			
Strongly Agree	17	80.95%																			
Agree	4	19.05%																			
Uncertain	0	0%																			
Disagree	0	0%																			
Strongly Disagree	0	0%																			
19	Feedback on assessment was helpful	<table border="1"> <thead> <tr> <th>Choice</th> <th>Number</th> <th>Percentage</th> </tr> </thead> <tbody> <tr> <td>Strongly Agree</td> <td>17</td> <td>80.95%</td> </tr> <tr> <td>Agree</td> <td>4</td> <td>19.05%</td> </tr> <tr> <td>Uncertain</td> <td>0</td> <td>0%</td> </tr> <tr> <td>Disagree</td> <td>0</td> <td>0%</td> </tr> <tr> <td>Strongly Disagree</td> <td>0</td> <td>0%</td> </tr> </tbody> </table>	Choice	Number	Percentage	Strongly Agree	17	80.95%	Agree	4	19.05%	Uncertain	0	0%	Disagree	0	0%	Strongly Disagree	0	0%	 <p>81%</p> <ul style="list-style-type: none"> ● Stron... ● Agree
Choice	Number	Percentage																			
Strongly Agree	17	80.95%																			
Agree	4	19.05%																			
Uncertain	0	0%																			
Disagree	0	0%																			
Strongly Disagree	0	0%																			

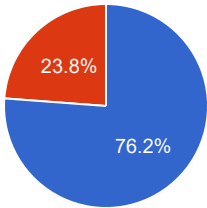
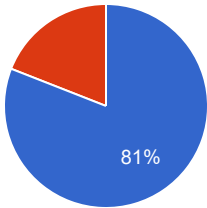
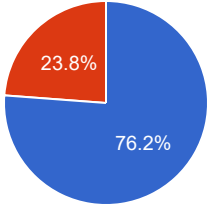
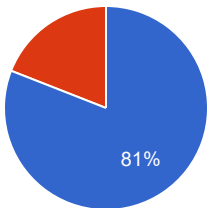
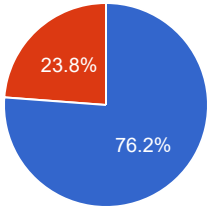
20	I understood the lectures	<table border="1"> <thead> <tr> <th>Choice</th> <th>Number</th> <th>Percentage</th> </tr> </thead> <tbody> <tr> <td>Strongly Agree</td> <td>16</td> <td>76.19%</td> </tr> <tr> <td>Agree</td> <td>5</td> <td>23.81%</td> </tr> <tr> <td>Uncertain</td> <td>0</td> <td>0%</td> </tr> <tr> <td>Disagree</td> <td>0</td> <td>0%</td> </tr> <tr> <td>Strongly Disagree</td> <td>0</td> <td>0%</td> </tr> </tbody> </table>	Choice	Number	Percentage	Strongly Agree	16	76.19%	Agree	5	23.81%	Uncertain	0	0%	Disagree	0	0%	Strongly Disagree	0	0%	 <p>● Stron... ● Agree</p>
Choice	Number	Percentage																			
Strongly Agree	16	76.19%																			
Agree	5	23.81%																			
Uncertain	0	0%																			
Disagree	0	0%																			
Strongly Disagree	0	0%																			
21	The material was well organized and presented	<table border="1"> <thead> <tr> <th>Choice</th> <th>Number</th> <th>Percentage</th> </tr> </thead> <tbody> <tr> <td>Strongly Agree</td> <td>16</td> <td>76.19%</td> </tr> <tr> <td>Agree</td> <td>5</td> <td>23.81%</td> </tr> <tr> <td>Uncertain</td> <td>0</td> <td>0%</td> </tr> <tr> <td>Disagree</td> <td>0</td> <td>0%</td> </tr> <tr> <td>Strongly Disagree</td> <td>0</td> <td>0%</td> </tr> </tbody> </table>	Choice	Number	Percentage	Strongly Agree	16	76.19%	Agree	5	23.81%	Uncertain	0	0%	Disagree	0	0%	Strongly Disagree	0	0%	 <p>● Stron... ● Agree</p>
Choice	Number	Percentage																			
Strongly Agree	16	76.19%																			
Agree	5	23.81%																			
Uncertain	0	0%																			
Disagree	0	0%																			
Strongly Disagree	0	0%																			
22	The instructor was responsive to student needs and problems	<table border="1"> <thead> <tr> <th>Choice</th> <th>Number</th> <th>Percentage</th> </tr> </thead> <tbody> <tr> <td>Strongly Agree</td> <td>16</td> <td>76.19%</td> </tr> <tr> <td>Agree</td> <td>5</td> <td>23.81%</td> </tr> <tr> <td>Uncertain</td> <td>0</td> <td>0%</td> </tr> <tr> <td>Disagree</td> <td>0</td> <td>0%</td> </tr> <tr> <td>Strongly Disagree</td> <td>0</td> <td>0%</td> </tr> </tbody> </table>	Choice	Number	Percentage	Strongly Agree	16	76.19%	Agree	5	23.81%	Uncertain	0	0%	Disagree	0	0%	Strongly Disagree	0	0%	 <p>● Stron... ● Agree</p>
Choice	Number	Percentage																			
Strongly Agree	16	76.19%																			
Agree	5	23.81%																			
Uncertain	0	0%																			
Disagree	0	0%																			
Strongly Disagree	0	0%																			
23	Had the instructor been regular throughout the course	<table border="1"> <thead> <tr> <th>Choice</th> <th>Number</th> <th>Percentage</th> </tr> </thead> <tbody> <tr> <td>Strongly Agree</td> <td>16</td> <td>76.19%</td> </tr> <tr> <td>Agree</td> <td>5</td> <td>23.81%</td> </tr> <tr> <td>Uncertain</td> <td>0</td> <td>0%</td> </tr> <tr> <td>Disagree</td> <td>0</td> <td>0%</td> </tr> <tr> <td>Strongly Disagree</td> <td>0</td> <td>0%</td> </tr> </tbody> </table>	Choice	Number	Percentage	Strongly Agree	16	76.19%	Agree	5	23.81%	Uncertain	0	0%	Disagree	0	0%	Strongly Disagree	0	0%	 <p>● Stron... ● Agree</p>
Choice	Number	Percentage																			
Strongly Agree	16	76.19%																			
Agree	5	23.81%																			
Uncertain	0	0%																			
Disagree	0	0%																			
Strongly Disagree	0	0%																			
24	The material in the tutorials was useful	<table border="1"> <thead> <tr> <th>Choice</th> <th>Number</th> <th>Percentage</th> </tr> </thead> <tbody> <tr> <td>Strongly Agree</td> <td>16</td> <td>76.19%</td> </tr> <tr> <td>Agree</td> <td>5</td> <td>23.81%</td> </tr> <tr> <td>Uncertain</td> <td>0</td> <td>0%</td> </tr> <tr> <td>Disagree</td> <td>0</td> <td>0%</td> </tr> <tr> <td>Strongly Disagree</td> <td>0</td> <td>0%</td> </tr> </tbody> </table>	Choice	Number	Percentage	Strongly Agree	16	76.19%	Agree	5	23.81%	Uncertain	0	0%	Disagree	0	0%	Strongly Disagree	0	0%	 <p>● Stron... ● Agree</p>
Choice	Number	Percentage																			
Strongly Agree	16	76.19%																			
Agree	5	23.81%																			
Uncertain	0	0%																			
Disagree	0	0%																			
Strongly Disagree	0	0%																			

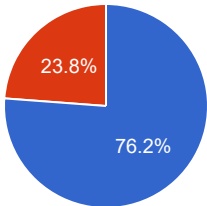
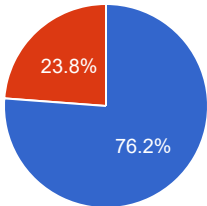
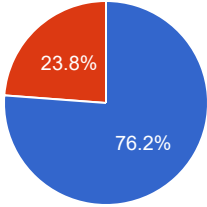
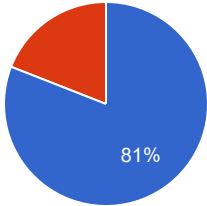
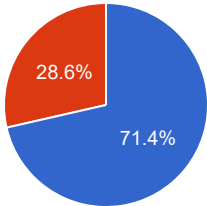
25	I was happy with the amount of work needed for tutorials	<table border="1"> <thead> <tr> <th>Choice</th> <th>Number</th> <th>Percentage</th> </tr> </thead> <tbody> <tr> <td>Strongly Agree</td> <td>16</td> <td>76.19%</td> </tr> <tr> <td>Agree</td> <td>5</td> <td>23.81%</td> </tr> <tr> <td>Uncertain</td> <td>0</td> <td>0%</td> </tr> <tr> <td>Disagree</td> <td>0</td> <td>0%</td> </tr> <tr> <td>Strongly Disagree</td> <td>0</td> <td>0%</td> </tr> </tbody> </table>	Choice	Number	Percentage	Strongly Agree	16	76.19%	Agree	5	23.81%	Uncertain	0	0%	Disagree	0	0%	Strongly Disagree	0	0%	 <p>● Stron... ● Agree</p>
Choice	Number	Percentage																			
Strongly Agree	16	76.19%																			
Agree	5	23.81%																			
Uncertain	0	0%																			
Disagree	0	0%																			
Strongly Disagree	0	0%																			
26	The tutor dealt effectively with my problems	<table border="1"> <thead> <tr> <th>Choice</th> <th>Number</th> <th>Percentage</th> </tr> </thead> <tbody> <tr> <td>Strongly Agree</td> <td>16</td> <td>76.19%</td> </tr> <tr> <td>Agree</td> <td>5</td> <td>23.81%</td> </tr> <tr> <td>Uncertain</td> <td>0</td> <td>0%</td> </tr> <tr> <td>Disagree</td> <td>0</td> <td>0%</td> </tr> <tr> <td>Strongly Disagree</td> <td>0</td> <td>0%</td> </tr> </tbody> </table>	Choice	Number	Percentage	Strongly Agree	16	76.19%	Agree	5	23.81%	Uncertain	0	0%	Disagree	0	0%	Strongly Disagree	0	0%	 <p>● Stron... ● Agree</p>
Choice	Number	Percentage																			
Strongly Agree	16	76.19%																			
Agree	5	23.81%																			
Uncertain	0	0%																			
Disagree	0	0%																			
Strongly Disagree	0	0%																			
27	The material in the practicals was useful	<table border="1"> <thead> <tr> <th>Choice</th> <th>Number</th> <th>Percentage</th> </tr> </thead> <tbody> <tr> <td>Strongly Agree</td> <td>15</td> <td>71.43%</td> </tr> <tr> <td>Agree</td> <td>6</td> <td>28.57%</td> </tr> <tr> <td>Uncertain</td> <td>0</td> <td>0%</td> </tr> <tr> <td>Disagree</td> <td>0</td> <td>0%</td> </tr> <tr> <td>Strongly Disagree</td> <td>0</td> <td>0%</td> </tr> </tbody> </table>	Choice	Number	Percentage	Strongly Agree	15	71.43%	Agree	6	28.57%	Uncertain	0	0%	Disagree	0	0%	Strongly Disagree	0	0%	 <p>● Stron... ● Agree</p>
Choice	Number	Percentage																			
Strongly Agree	15	71.43%																			
Agree	6	28.57%																			
Uncertain	0	0%																			
Disagree	0	0%																			
Strongly Disagree	0	0%																			
28	The demonstrators dealt effectively with my problems	<table border="1"> <thead> <tr> <th>Choice</th> <th>Number</th> <th>Percentage</th> </tr> </thead> <tbody> <tr> <td>Strongly Agree</td> <td>16</td> <td>76.19%</td> </tr> <tr> <td>Agree</td> <td>5</td> <td>23.81%</td> </tr> <tr> <td>Uncertain</td> <td>0</td> <td>0%</td> </tr> <tr> <td>Disagree</td> <td>0</td> <td>0%</td> </tr> <tr> <td>Strongly Disagree</td> <td>0</td> <td>0%</td> </tr> </tbody> </table>	Choice	Number	Percentage	Strongly Agree	16	76.19%	Agree	5	23.81%	Uncertain	0	0%	Disagree	0	0%	Strongly Disagree	0	0%	 <p>● Stron... ● Agree</p>
Choice	Number	Percentage																			
Strongly Agree	16	76.19%																			
Agree	5	23.81%																			
Uncertain	0	0%																			
Disagree	0	0%																			
Strongly Disagree	0	0%																			

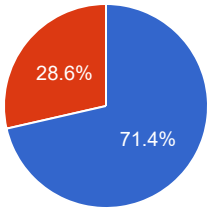
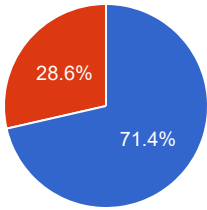
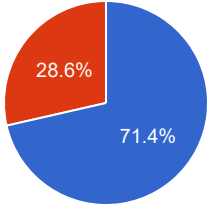
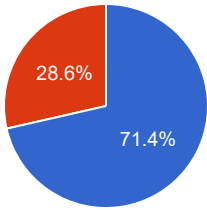
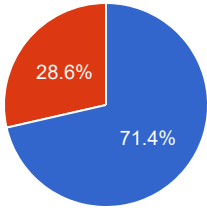
29	The best features of the Course were	<p>This course very informative students easily understand</p> <p>ok</p> <p>V good</p> <p>a</p> <p>V good</p> <p>a</p> <p>Good</p> <p>U</p> <p>Good</p> <p>to have good teacher</p> <p>asdasdas</p> <p>asda</p> <p>best teachers</p> <p>teachers</p> <p>teachers</p> <p>good</p> <p>A</p> <p>Yes</p> <p>.</p>
30	The Course could have been improved by	<p>Yes i am very glad to study these cours</p> <p>ok</p> <p>V good</p> <p>a</p> <p>V good</p> <p>a</p> <p>Good</p> <p>H</p> <p>Very good</p> <p>having more books</p> <p>asdasd</p> <p>aa dasda</p> <p>asdasd</p> <p>us</p> <p>society</p> <p>soicety</p> <p>good</p> <p>A</p> <p>Yes</p> <p>.</p>
31	<p>The University does not tolerate discrimination on any irrelevant distinction (e.g. race, age, gender) and is committed to work with diversity in a wholly positive way. Please indicate below anything in relation to this Course which may run counter to this objective</p>	<p>Good</p> <p>ok</p> <p>V good</p> <p>a</p> <p>V good</p> <p>a</p> <p>Good</p> <p>J</p> <p>Amazing</p> <p>good enough</p> <p>asdad</p> <p>asdad</p> <p>ok</p> <p>ok</p> <p>A</p> <p>Yes</p> <p>.</p>

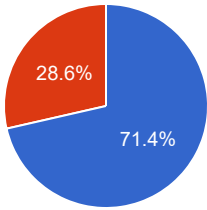
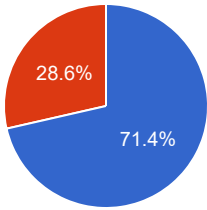
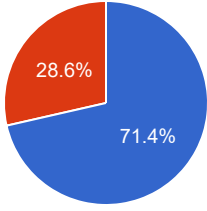
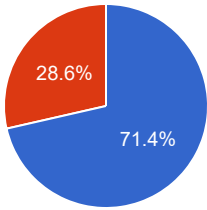
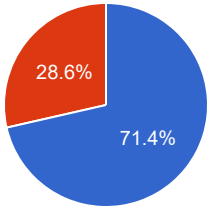
Course Evaluation - Program: 0258

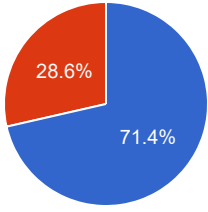
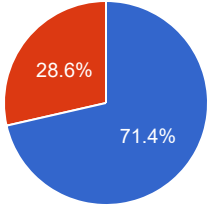
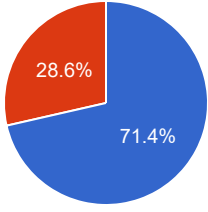
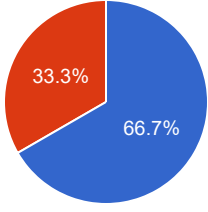
Teacher Name: AZIM ULLAH		Course ID: ENG-116 Course Title: Functional English		Session: 2017 Fall																			
Shift: Morning -- Section: D		Total Strength: 42		Attempted: 21																			
S.No	Question	Opinions			Chart																		
1	The course objectives were clear	<table border="1"> <thead> <tr> <th>Choice</th> <th>Number</th> <th>Percentage</th> </tr> </thead> <tbody> <tr> <td>Strongly Agree</td> <td>18</td> <td>85.71%</td> </tr> <tr> <td>Agree</td> <td>3</td> <td>14.29%</td> </tr> <tr> <td>Uncertain</td> <td>0</td> <td>0%</td> </tr> <tr> <td>Disagree</td> <td>0</td> <td>0%</td> </tr> <tr> <td>Strongly Disagree</td> <td>0</td> <td>0%</td> </tr> </tbody> </table>	Choice	Number	Percentage	Strongly Agree	18	85.71%	Agree	3	14.29%	Uncertain	0	0%	Disagree	0	0%	Strongly Disagree	0	0%	<p>A pie chart showing the distribution of responses for the question 'The course objectives were clear'. The chart is divided into two segments: a large blue segment representing 'Strongly Agree' at 85.7%, and a smaller red segment representing 'Agree' at 14.29%. The legend indicates blue for 'Stron...' and red for 'Agree'.</p>		
Choice	Number	Percentage																					
Strongly Agree	18	85.71%																					
Agree	3	14.29%																					
Uncertain	0	0%																					
Disagree	0	0%																					
Strongly Disagree	0	0%																					
2	The Course workload was manageable	<table border="1"> <thead> <tr> <th>Choice</th> <th>Number</th> <th>Percentage</th> </tr> </thead> <tbody> <tr> <td>Strongly Agree</td> <td>16</td> <td>76.19%</td> </tr> <tr> <td>Agree</td> <td>5</td> <td>23.81%</td> </tr> <tr> <td>Uncertain</td> <td>0</td> <td>0%</td> </tr> <tr> <td>Disagree</td> <td>0</td> <td>0%</td> </tr> <tr> <td>Strongly Disagree</td> <td>0</td> <td>0%</td> </tr> </tbody> </table>	Choice	Number	Percentage	Strongly Agree	16	76.19%	Agree	5	23.81%	Uncertain	0	0%	Disagree	0	0%	Strongly Disagree	0	0%	<p>A pie chart showing the distribution of responses for the question 'The Course workload was manageable'. The chart is divided into two segments: a large blue segment representing 'Strongly Agree' at 76.2%, and a smaller red segment representing 'Agree' at 23.8%. The legend indicates blue for 'Stron...' and red for 'Agree'.</p>		
Choice	Number	Percentage																					
Strongly Agree	16	76.19%																					
Agree	5	23.81%																					
Uncertain	0	0%																					
Disagree	0	0%																					
Strongly Disagree	0	0%																					
3	The Course was well organized (e.g. timely access to materials, notification of changes, etc.)	<table border="1"> <thead> <tr> <th>Choice</th> <th>Number</th> <th>Percentage</th> </tr> </thead> <tbody> <tr> <td>Strongly Agree</td> <td>16</td> <td>76.19%</td> </tr> <tr> <td>Agree</td> <td>5</td> <td>23.81%</td> </tr> <tr> <td>Uncertain</td> <td>0</td> <td>0%</td> </tr> <tr> <td>Disagree</td> <td>0</td> <td>0%</td> </tr> <tr> <td>Strongly Disagree</td> <td>0</td> <td>0%</td> </tr> </tbody> </table>	Choice	Number	Percentage	Strongly Agree	16	76.19%	Agree	5	23.81%	Uncertain	0	0%	Disagree	0	0%	Strongly Disagree	0	0%	<p>A pie chart showing the distribution of responses for the question 'The Course was well organized (e.g. timely access to materials, notification of changes, etc.)'. The chart is divided into two segments: a large blue segment representing 'Strongly Agree' at 76.2%, and a smaller red segment representing 'Agree' at 23.8%. The legend indicates blue for 'Stron...' and red for 'Agree'.</p>		
Choice	Number	Percentage																					
Strongly Agree	16	76.19%																					
Agree	5	23.81%																					
Uncertain	0	0%																					
Disagree	0	0%																					
Strongly Disagree	0	0%																					
4	I participated actively in the Course	<table border="1"> <thead> <tr> <th>Choice</th> <th>Number</th> <th>Percentage</th> </tr> </thead> <tbody> <tr> <td>Strongly Agree</td> <td>17</td> <td>80.95%</td> </tr> <tr> <td>Agree</td> <td>3</td> <td>14.29%</td> </tr> <tr> <td>Uncertain</td> <td>1</td> <td>4.76%</td> </tr> <tr> <td>Disagree</td> <td>0</td> <td>0%</td> </tr> <tr> <td>Strongly Disagree</td> <td>0</td> <td>0%</td> </tr> </tbody> </table>	Choice	Number	Percentage	Strongly Agree	17	80.95%	Agree	3	14.29%	Uncertain	1	4.76%	Disagree	0	0%	Strongly Disagree	0	0%	<p>A pie chart showing the distribution of responses for the question 'I participated actively in the Course'. The chart is divided into three segments: a large blue segment representing 'Strongly Agree' at 80.9%, a red segment representing 'Agree' at 14.29%, and a small yellow segment representing 'Uncertain' at 4.76%. The legend indicates blue for 'Stron...', red for 'Agree', and yellow for 'Unce...'.</p>		
Choice	Number	Percentage																					
Strongly Agree	17	80.95%																					
Agree	3	14.29%																					
Uncertain	1	4.76%																					
Disagree	0	0%																					
Strongly Disagree	0	0%																					

5	I think I have made progress in this Course	<table border="1"> <thead> <tr> <th>Choice</th> <th>Number</th> <th>Percentage</th> </tr> </thead> <tbody> <tr> <td>Strongly Agree</td> <td>16</td> <td>76.19%</td> </tr> <tr> <td>Agree</td> <td>5</td> <td>23.81%</td> </tr> <tr> <td>Uncertain</td> <td>0</td> <td>0%</td> </tr> <tr> <td>Disagree</td> <td>0</td> <td>0%</td> </tr> <tr> <td>Strongly Disagree</td> <td>0</td> <td>0%</td> </tr> </tbody> </table>	Choice	Number	Percentage	Strongly Agree	16	76.19%	Agree	5	23.81%	Uncertain	0	0%	Disagree	0	0%	Strongly Disagree	0	0%	 <p>● Stron... ● Agree</p>
Choice	Number	Percentage																			
Strongly Agree	16	76.19%																			
Agree	5	23.81%																			
Uncertain	0	0%																			
Disagree	0	0%																			
Strongly Disagree	0	0%																			
6	I think the Course was well structured to achieve the learning outcomes (there was a good balance of lectures, tutorials, practical etc.)	<table border="1"> <thead> <tr> <th>Choice</th> <th>Number</th> <th>Percentage</th> </tr> </thead> <tbody> <tr> <td>Strongly Agree</td> <td>17</td> <td>80.95%</td> </tr> <tr> <td>Agree</td> <td>4</td> <td>19.05%</td> </tr> <tr> <td>Uncertain</td> <td>0</td> <td>0%</td> </tr> <tr> <td>Disagree</td> <td>0</td> <td>0%</td> </tr> <tr> <td>Strongly Disagree</td> <td>0</td> <td>0%</td> </tr> </tbody> </table>	Choice	Number	Percentage	Strongly Agree	17	80.95%	Agree	4	19.05%	Uncertain	0	0%	Disagree	0	0%	Strongly Disagree	0	0%	 <p>● Stron... ● Agree</p>
Choice	Number	Percentage																			
Strongly Agree	17	80.95%																			
Agree	4	19.05%																			
Uncertain	0	0%																			
Disagree	0	0%																			
Strongly Disagree	0	0%																			
7	The learning and teaching methods encouraged participation	<table border="1"> <thead> <tr> <th>Choice</th> <th>Number</th> <th>Percentage</th> </tr> </thead> <tbody> <tr> <td>Strongly Agree</td> <td>16</td> <td>76.19%</td> </tr> <tr> <td>Agree</td> <td>5</td> <td>23.81%</td> </tr> <tr> <td>Uncertain</td> <td>0</td> <td>0%</td> </tr> <tr> <td>Disagree</td> <td>0</td> <td>0%</td> </tr> <tr> <td>Strongly Disagree</td> <td>0</td> <td>0%</td> </tr> </tbody> </table>	Choice	Number	Percentage	Strongly Agree	16	76.19%	Agree	5	23.81%	Uncertain	0	0%	Disagree	0	0%	Strongly Disagree	0	0%	 <p>● Stron... ● Agree</p>
Choice	Number	Percentage																			
Strongly Agree	16	76.19%																			
Agree	5	23.81%																			
Uncertain	0	0%																			
Disagree	0	0%																			
Strongly Disagree	0	0%																			
8	The overall environment in the class was conducive to learning	<table border="1"> <thead> <tr> <th>Choice</th> <th>Number</th> <th>Percentage</th> </tr> </thead> <tbody> <tr> <td>Strongly Agree</td> <td>17</td> <td>80.95%</td> </tr> <tr> <td>Agree</td> <td>4</td> <td>19.05%</td> </tr> <tr> <td>Uncertain</td> <td>0</td> <td>0%</td> </tr> <tr> <td>Disagree</td> <td>0</td> <td>0%</td> </tr> <tr> <td>Strongly Disagree</td> <td>0</td> <td>0%</td> </tr> </tbody> </table>	Choice	Number	Percentage	Strongly Agree	17	80.95%	Agree	4	19.05%	Uncertain	0	0%	Disagree	0	0%	Strongly Disagree	0	0%	 <p>● Stron... ● Agree</p>
Choice	Number	Percentage																			
Strongly Agree	17	80.95%																			
Agree	4	19.05%																			
Uncertain	0	0%																			
Disagree	0	0%																			
Strongly Disagree	0	0%																			
9	Classrooms were satisfactory	<table border="1"> <thead> <tr> <th>Choice</th> <th>Number</th> <th>Percentage</th> </tr> </thead> <tbody> <tr> <td>Strongly Agree</td> <td>16</td> <td>76.19%</td> </tr> <tr> <td>Agree</td> <td>5</td> <td>23.81%</td> </tr> <tr> <td>Uncertain</td> <td>0</td> <td>0%</td> </tr> <tr> <td>Disagree</td> <td>0</td> <td>0%</td> </tr> <tr> <td>Strongly Disagree</td> <td>0</td> <td>0%</td> </tr> </tbody> </table>	Choice	Number	Percentage	Strongly Agree	16	76.19%	Agree	5	23.81%	Uncertain	0	0%	Disagree	0	0%	Strongly Disagree	0	0%	 <p>● Stron... ● Agree</p>
Choice	Number	Percentage																			
Strongly Agree	16	76.19%																			
Agree	5	23.81%																			
Uncertain	0	0%																			
Disagree	0	0%																			
Strongly Disagree	0	0%																			

10	Learning materials (Lesson Plans, Course Notes etc.) were relevant and useful	<table border="1"> <thead> <tr> <th>Choice</th> <th>Number</th> <th>Percentage</th> </tr> </thead> <tbody> <tr> <td>Strongly Agree</td> <td>16</td> <td>76.19%</td> </tr> <tr> <td>Agree</td> <td>5</td> <td>23.81%</td> </tr> <tr> <td>Uncertain</td> <td>0</td> <td>0%</td> </tr> <tr> <td>Disagree</td> <td>0</td> <td>0%</td> </tr> <tr> <td>Strongly Disagree</td> <td>0</td> <td>0%</td> </tr> </tbody> </table>	Choice	Number	Percentage	Strongly Agree	16	76.19%	Agree	5	23.81%	Uncertain	0	0%	Disagree	0	0%	Strongly Disagree	0	0%	 <p>● Stron... ● Agree</p>
Choice	Number	Percentage																			
Strongly Agree	16	76.19%																			
Agree	5	23.81%																			
Uncertain	0	0%																			
Disagree	0	0%																			
Strongly Disagree	0	0%																			
11	Recommended reading Books etc. were relevant and appropriate	<table border="1"> <thead> <tr> <th>Choice</th> <th>Number</th> <th>Percentage</th> </tr> </thead> <tbody> <tr> <td>Strongly Agree</td> <td>16</td> <td>76.19%</td> </tr> <tr> <td>Agree</td> <td>5</td> <td>23.81%</td> </tr> <tr> <td>Uncertain</td> <td>0</td> <td>0%</td> </tr> <tr> <td>Disagree</td> <td>0</td> <td>0%</td> </tr> <tr> <td>Strongly Disagree</td> <td>0</td> <td>0%</td> </tr> </tbody> </table>	Choice	Number	Percentage	Strongly Agree	16	76.19%	Agree	5	23.81%	Uncertain	0	0%	Disagree	0	0%	Strongly Disagree	0	0%	 <p>● Stron... ● Agree</p>
Choice	Number	Percentage																			
Strongly Agree	16	76.19%																			
Agree	5	23.81%																			
Uncertain	0	0%																			
Disagree	0	0%																			
Strongly Disagree	0	0%																			
12	The provision of learning resources in the library was adequate and appropriate	<table border="1"> <thead> <tr> <th>Choice</th> <th>Number</th> <th>Percentage</th> </tr> </thead> <tbody> <tr> <td>Strongly Agree</td> <td>16</td> <td>76.19%</td> </tr> <tr> <td>Agree</td> <td>5</td> <td>23.81%</td> </tr> <tr> <td>Uncertain</td> <td>0</td> <td>0%</td> </tr> <tr> <td>Disagree</td> <td>0</td> <td>0%</td> </tr> <tr> <td>Strongly Disagree</td> <td>0</td> <td>0%</td> </tr> </tbody> </table>	Choice	Number	Percentage	Strongly Agree	16	76.19%	Agree	5	23.81%	Uncertain	0	0%	Disagree	0	0%	Strongly Disagree	0	0%	 <p>● Stron... ● Agree</p>
Choice	Number	Percentage																			
Strongly Agree	16	76.19%																			
Agree	5	23.81%																			
Uncertain	0	0%																			
Disagree	0	0%																			
Strongly Disagree	0	0%																			
13	The provision of learning resources on the Web was adequate and appropriate (if relevant)	<table border="1"> <thead> <tr> <th>Choice</th> <th>Number</th> <th>Percentage</th> </tr> </thead> <tbody> <tr> <td>Strongly Agree</td> <td>17</td> <td>80.95%</td> </tr> <tr> <td>Agree</td> <td>4</td> <td>19.05%</td> </tr> <tr> <td>Uncertain</td> <td>0</td> <td>0%</td> </tr> <tr> <td>Disagree</td> <td>0</td> <td>0%</td> </tr> <tr> <td>Strongly Disagree</td> <td>0</td> <td>0%</td> </tr> </tbody> </table>	Choice	Number	Percentage	Strongly Agree	17	80.95%	Agree	4	19.05%	Uncertain	0	0%	Disagree	0	0%	Strongly Disagree	0	0%	 <p>● Stron... ● Agree</p>
Choice	Number	Percentage																			
Strongly Agree	17	80.95%																			
Agree	4	19.05%																			
Uncertain	0	0%																			
Disagree	0	0%																			
Strongly Disagree	0	0%																			
14	The Course stimulated my interest and thought on the subject area	<table border="1"> <thead> <tr> <th>Choice</th> <th>Number</th> <th>Percentage</th> </tr> </thead> <tbody> <tr> <td>Strongly Agree</td> <td>15</td> <td>71.43%</td> </tr> <tr> <td>Agree</td> <td>6</td> <td>28.57%</td> </tr> <tr> <td>Uncertain</td> <td>0</td> <td>0%</td> </tr> <tr> <td>Disagree</td> <td>0</td> <td>0%</td> </tr> <tr> <td>Strongly Disagree</td> <td>0</td> <td>0%</td> </tr> </tbody> </table>	Choice	Number	Percentage	Strongly Agree	15	71.43%	Agree	6	28.57%	Uncertain	0	0%	Disagree	0	0%	Strongly Disagree	0	0%	 <p>● Stron... ● Agree</p>
Choice	Number	Percentage																			
Strongly Agree	15	71.43%																			
Agree	6	28.57%																			
Uncertain	0	0%																			
Disagree	0	0%																			
Strongly Disagree	0	0%																			

15	The pace of the Course was appropriate	<table border="1"> <thead> <tr> <th>Choice</th> <th>Number</th> <th>Percentage</th> </tr> </thead> <tbody> <tr> <td>Strongly Agree</td> <td>15</td> <td>71.43%</td> </tr> <tr> <td>Agree</td> <td>6</td> <td>28.57%</td> </tr> <tr> <td>Uncertain</td> <td>0</td> <td>0%</td> </tr> <tr> <td>Disagree</td> <td>0</td> <td>0%</td> </tr> <tr> <td>Strongly Disagree</td> <td>0</td> <td>0%</td> </tr> </tbody> </table>	Choice	Number	Percentage	Strongly Agree	15	71.43%	Agree	6	28.57%	Uncertain	0	0%	Disagree	0	0%	Strongly Disagree	0	0%	 <p>● Stron... ● Agree</p>
Choice	Number	Percentage																			
Strongly Agree	15	71.43%																			
Agree	6	28.57%																			
Uncertain	0	0%																			
Disagree	0	0%																			
Strongly Disagree	0	0%																			
16	Ideas and concepts were presented clearly	<table border="1"> <thead> <tr> <th>Choice</th> <th>Number</th> <th>Percentage</th> </tr> </thead> <tbody> <tr> <td>Strongly Agree</td> <td>15</td> <td>71.43%</td> </tr> <tr> <td>Agree</td> <td>6</td> <td>28.57%</td> </tr> <tr> <td>Uncertain</td> <td>0</td> <td>0%</td> </tr> <tr> <td>Disagree</td> <td>0</td> <td>0%</td> </tr> <tr> <td>Strongly Disagree</td> <td>0</td> <td>0%</td> </tr> </tbody> </table>	Choice	Number	Percentage	Strongly Agree	15	71.43%	Agree	6	28.57%	Uncertain	0	0%	Disagree	0	0%	Strongly Disagree	0	0%	 <p>● Stron... ● Agree</p>
Choice	Number	Percentage																			
Strongly Agree	15	71.43%																			
Agree	6	28.57%																			
Uncertain	0	0%																			
Disagree	0	0%																			
Strongly Disagree	0	0%																			
17	The method of assessment were reasonable	<table border="1"> <thead> <tr> <th>Choice</th> <th>Number</th> <th>Percentage</th> </tr> </thead> <tbody> <tr> <td>Strongly Agree</td> <td>15</td> <td>71.43%</td> </tr> <tr> <td>Agree</td> <td>6</td> <td>28.57%</td> </tr> <tr> <td>Uncertain</td> <td>0</td> <td>0%</td> </tr> <tr> <td>Disagree</td> <td>0</td> <td>0%</td> </tr> <tr> <td>Strongly Disagree</td> <td>0</td> <td>0%</td> </tr> </tbody> </table>	Choice	Number	Percentage	Strongly Agree	15	71.43%	Agree	6	28.57%	Uncertain	0	0%	Disagree	0	0%	Strongly Disagree	0	0%	 <p>● Stron... ● Agree</p>
Choice	Number	Percentage																			
Strongly Agree	15	71.43%																			
Agree	6	28.57%																			
Uncertain	0	0%																			
Disagree	0	0%																			
Strongly Disagree	0	0%																			
18	Feedback on assessment was timely	<table border="1"> <thead> <tr> <th>Choice</th> <th>Number</th> <th>Percentage</th> </tr> </thead> <tbody> <tr> <td>Strongly Agree</td> <td>15</td> <td>71.43%</td> </tr> <tr> <td>Agree</td> <td>6</td> <td>28.57%</td> </tr> <tr> <td>Uncertain</td> <td>0</td> <td>0%</td> </tr> <tr> <td>Disagree</td> <td>0</td> <td>0%</td> </tr> <tr> <td>Strongly Disagree</td> <td>0</td> <td>0%</td> </tr> </tbody> </table>	Choice	Number	Percentage	Strongly Agree	15	71.43%	Agree	6	28.57%	Uncertain	0	0%	Disagree	0	0%	Strongly Disagree	0	0%	 <p>● Stron... ● Agree</p>
Choice	Number	Percentage																			
Strongly Agree	15	71.43%																			
Agree	6	28.57%																			
Uncertain	0	0%																			
Disagree	0	0%																			
Strongly Disagree	0	0%																			
19	Feedback on assessment was helpful	<table border="1"> <thead> <tr> <th>Choice</th> <th>Number</th> <th>Percentage</th> </tr> </thead> <tbody> <tr> <td>Strongly Agree</td> <td>15</td> <td>71.43%</td> </tr> <tr> <td>Agree</td> <td>6</td> <td>28.57%</td> </tr> <tr> <td>Uncertain</td> <td>0</td> <td>0%</td> </tr> <tr> <td>Disagree</td> <td>0</td> <td>0%</td> </tr> <tr> <td>Strongly Disagree</td> <td>0</td> <td>0%</td> </tr> </tbody> </table>	Choice	Number	Percentage	Strongly Agree	15	71.43%	Agree	6	28.57%	Uncertain	0	0%	Disagree	0	0%	Strongly Disagree	0	0%	 <p>● Stron... ● Agree</p>
Choice	Number	Percentage																			
Strongly Agree	15	71.43%																			
Agree	6	28.57%																			
Uncertain	0	0%																			
Disagree	0	0%																			
Strongly Disagree	0	0%																			

20	I understood the lectures	<table border="1"> <thead> <tr> <th>Choice</th> <th>Number</th> <th>Percentage</th> </tr> </thead> <tbody> <tr> <td>Strongly Agree</td> <td>15</td> <td>71.43%</td> </tr> <tr> <td>Agree</td> <td>6</td> <td>28.57%</td> </tr> <tr> <td>Uncertain</td> <td>0</td> <td>0%</td> </tr> <tr> <td>Disagree</td> <td>0</td> <td>0%</td> </tr> <tr> <td>Strongly Disagree</td> <td>0</td> <td>0%</td> </tr> </tbody> </table>	Choice	Number	Percentage	Strongly Agree	15	71.43%	Agree	6	28.57%	Uncertain	0	0%	Disagree	0	0%	Strongly Disagree	0	0%	 <p>● Stron... ● Agree</p>
Choice	Number	Percentage																			
Strongly Agree	15	71.43%																			
Agree	6	28.57%																			
Uncertain	0	0%																			
Disagree	0	0%																			
Strongly Disagree	0	0%																			
21	The material was well organized and presented	<table border="1"> <thead> <tr> <th>Choice</th> <th>Number</th> <th>Percentage</th> </tr> </thead> <tbody> <tr> <td>Strongly Agree</td> <td>15</td> <td>71.43%</td> </tr> <tr> <td>Agree</td> <td>6</td> <td>28.57%</td> </tr> <tr> <td>Uncertain</td> <td>0</td> <td>0%</td> </tr> <tr> <td>Disagree</td> <td>0</td> <td>0%</td> </tr> <tr> <td>Strongly Disagree</td> <td>0</td> <td>0%</td> </tr> </tbody> </table>	Choice	Number	Percentage	Strongly Agree	15	71.43%	Agree	6	28.57%	Uncertain	0	0%	Disagree	0	0%	Strongly Disagree	0	0%	 <p>● Stron... ● Agree</p>
Choice	Number	Percentage																			
Strongly Agree	15	71.43%																			
Agree	6	28.57%																			
Uncertain	0	0%																			
Disagree	0	0%																			
Strongly Disagree	0	0%																			
22	The instructor was responsive to student needs and problems	<table border="1"> <thead> <tr> <th>Choice</th> <th>Number</th> <th>Percentage</th> </tr> </thead> <tbody> <tr> <td>Strongly Agree</td> <td>15</td> <td>71.43%</td> </tr> <tr> <td>Agree</td> <td>6</td> <td>28.57%</td> </tr> <tr> <td>Uncertain</td> <td>0</td> <td>0%</td> </tr> <tr> <td>Disagree</td> <td>0</td> <td>0%</td> </tr> <tr> <td>Strongly Disagree</td> <td>0</td> <td>0%</td> </tr> </tbody> </table>	Choice	Number	Percentage	Strongly Agree	15	71.43%	Agree	6	28.57%	Uncertain	0	0%	Disagree	0	0%	Strongly Disagree	0	0%	 <p>● Stron... ● Agree</p>
Choice	Number	Percentage																			
Strongly Agree	15	71.43%																			
Agree	6	28.57%																			
Uncertain	0	0%																			
Disagree	0	0%																			
Strongly Disagree	0	0%																			
23	Had the instructor been regular throughout the course	<table border="1"> <thead> <tr> <th>Choice</th> <th>Number</th> <th>Percentage</th> </tr> </thead> <tbody> <tr> <td>Strongly Agree</td> <td>15</td> <td>71.43%</td> </tr> <tr> <td>Agree</td> <td>6</td> <td>28.57%</td> </tr> <tr> <td>Uncertain</td> <td>0</td> <td>0%</td> </tr> <tr> <td>Disagree</td> <td>0</td> <td>0%</td> </tr> <tr> <td>Strongly Disagree</td> <td>0</td> <td>0%</td> </tr> </tbody> </table>	Choice	Number	Percentage	Strongly Agree	15	71.43%	Agree	6	28.57%	Uncertain	0	0%	Disagree	0	0%	Strongly Disagree	0	0%	 <p>● Stron... ● Agree</p>
Choice	Number	Percentage																			
Strongly Agree	15	71.43%																			
Agree	6	28.57%																			
Uncertain	0	0%																			
Disagree	0	0%																			
Strongly Disagree	0	0%																			
24	The material in the tutorials was useful	<table border="1"> <thead> <tr> <th>Choice</th> <th>Number</th> <th>Percentage</th> </tr> </thead> <tbody> <tr> <td>Strongly Agree</td> <td>15</td> <td>71.43%</td> </tr> <tr> <td>Agree</td> <td>6</td> <td>28.57%</td> </tr> <tr> <td>Uncertain</td> <td>0</td> <td>0%</td> </tr> <tr> <td>Disagree</td> <td>0</td> <td>0%</td> </tr> <tr> <td>Strongly Disagree</td> <td>0</td> <td>0%</td> </tr> </tbody> </table>	Choice	Number	Percentage	Strongly Agree	15	71.43%	Agree	6	28.57%	Uncertain	0	0%	Disagree	0	0%	Strongly Disagree	0	0%	 <p>● Stron... ● Agree</p>
Choice	Number	Percentage																			
Strongly Agree	15	71.43%																			
Agree	6	28.57%																			
Uncertain	0	0%																			
Disagree	0	0%																			
Strongly Disagree	0	0%																			

25	I was happy with the amount of work needed for tutorials	<table border="1"> <thead> <tr> <th>Choice</th> <th>Number</th> <th>Percentage</th> </tr> </thead> <tbody> <tr> <td>Strongly Agree</td> <td>15</td> <td>71.43%</td> </tr> <tr> <td>Agree</td> <td>6</td> <td>28.57%</td> </tr> <tr> <td>Uncertain</td> <td>0</td> <td>0%</td> </tr> <tr> <td>Disagree</td> <td>0</td> <td>0%</td> </tr> <tr> <td>Strongly Disagree</td> <td>0</td> <td>0%</td> </tr> </tbody> </table>	Choice	Number	Percentage	Strongly Agree	15	71.43%	Agree	6	28.57%	Uncertain	0	0%	Disagree	0	0%	Strongly Disagree	0	0%	 <p>● Stron... ● Agree</p>
Choice	Number	Percentage																			
Strongly Agree	15	71.43%																			
Agree	6	28.57%																			
Uncertain	0	0%																			
Disagree	0	0%																			
Strongly Disagree	0	0%																			
26	The tutor dealt effectively with my problems	<table border="1"> <thead> <tr> <th>Choice</th> <th>Number</th> <th>Percentage</th> </tr> </thead> <tbody> <tr> <td>Strongly Agree</td> <td>15</td> <td>71.43%</td> </tr> <tr> <td>Agree</td> <td>6</td> <td>28.57%</td> </tr> <tr> <td>Uncertain</td> <td>0</td> <td>0%</td> </tr> <tr> <td>Disagree</td> <td>0</td> <td>0%</td> </tr> <tr> <td>Strongly Disagree</td> <td>0</td> <td>0%</td> </tr> </tbody> </table>	Choice	Number	Percentage	Strongly Agree	15	71.43%	Agree	6	28.57%	Uncertain	0	0%	Disagree	0	0%	Strongly Disagree	0	0%	 <p>● Stron... ● Agree</p>
Choice	Number	Percentage																			
Strongly Agree	15	71.43%																			
Agree	6	28.57%																			
Uncertain	0	0%																			
Disagree	0	0%																			
Strongly Disagree	0	0%																			
27	The material in the practicals was useful	<table border="1"> <thead> <tr> <th>Choice</th> <th>Number</th> <th>Percentage</th> </tr> </thead> <tbody> <tr> <td>Strongly Agree</td> <td>15</td> <td>71.43%</td> </tr> <tr> <td>Agree</td> <td>6</td> <td>28.57%</td> </tr> <tr> <td>Uncertain</td> <td>0</td> <td>0%</td> </tr> <tr> <td>Disagree</td> <td>0</td> <td>0%</td> </tr> <tr> <td>Strongly Disagree</td> <td>0</td> <td>0%</td> </tr> </tbody> </table>	Choice	Number	Percentage	Strongly Agree	15	71.43%	Agree	6	28.57%	Uncertain	0	0%	Disagree	0	0%	Strongly Disagree	0	0%	 <p>● Stron... ● Agree</p>
Choice	Number	Percentage																			
Strongly Agree	15	71.43%																			
Agree	6	28.57%																			
Uncertain	0	0%																			
Disagree	0	0%																			
Strongly Disagree	0	0%																			
28	The demonstrators dealt effectively with my problems	<table border="1"> <thead> <tr> <th>Choice</th> <th>Number</th> <th>Percentage</th> </tr> </thead> <tbody> <tr> <td>Strongly Agree</td> <td>14</td> <td>66.67%</td> </tr> <tr> <td>Agree</td> <td>7</td> <td>33.33%</td> </tr> <tr> <td>Uncertain</td> <td>0</td> <td>0%</td> </tr> <tr> <td>Disagree</td> <td>0</td> <td>0%</td> </tr> <tr> <td>Strongly Disagree</td> <td>0</td> <td>0%</td> </tr> </tbody> </table>	Choice	Number	Percentage	Strongly Agree	14	66.67%	Agree	7	33.33%	Uncertain	0	0%	Disagree	0	0%	Strongly Disagree	0	0%	 <p>● Stron... ● Agree</p>
Choice	Number	Percentage																			
Strongly Agree	14	66.67%																			
Agree	7	33.33%																			
Uncertain	0	0%																			
Disagree	0	0%																			
Strongly Disagree	0	0%																			

29	The best features of the Course were	teschers ok best teachers Gg q asdasda adad . good Course very informative Yes Good Good teachers V good good A a V good
30	The Course could have been improved by	soicty ok best presentation of teachers H a adadad asdada . books I am very thankful to improve my self Yes Good Very good society V good good A a V good
31	The University does not tolerate discrimination on any irrelevant distinction (e.g. race, age, gender) and is committed to work with diversity in a wholly positive way. Please indicate below anything in relation to this Course which may run counter to this objective	ok ok Gh a asdadadad ads asd . good enough Good Yes Good Wonderfull V good A a V good