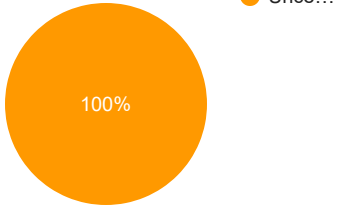
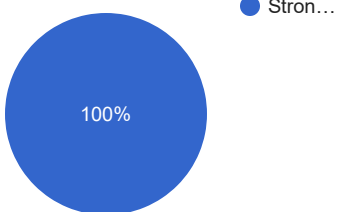
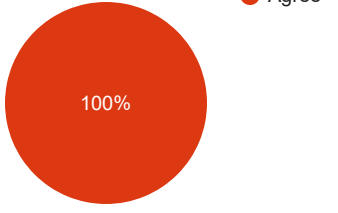
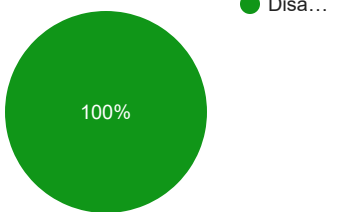
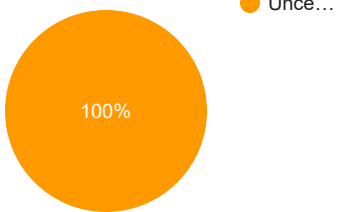
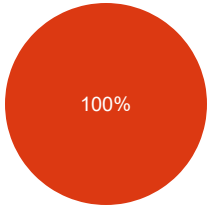
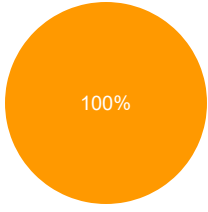
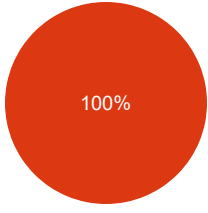
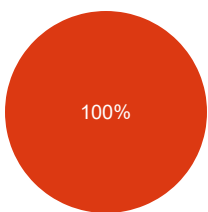
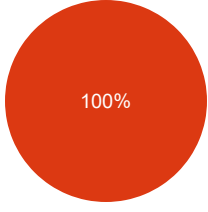
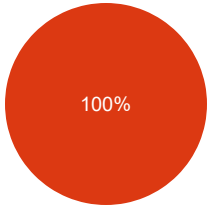
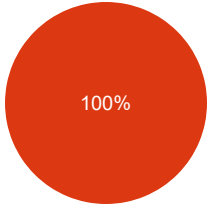
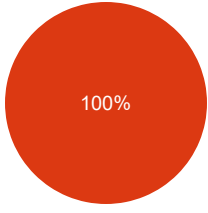
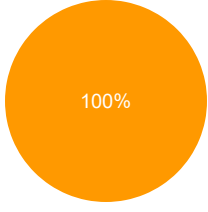
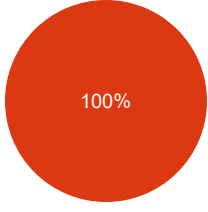


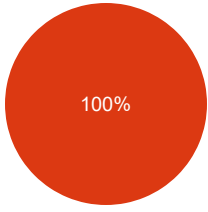
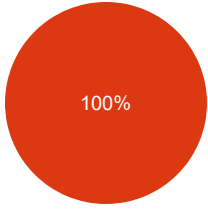
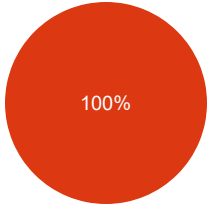
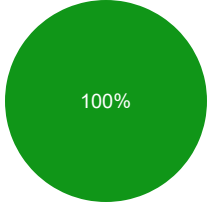
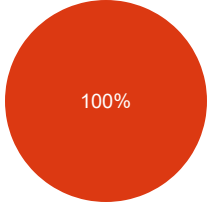
Course Evaluation - Program: 0268

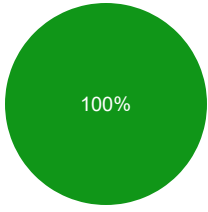

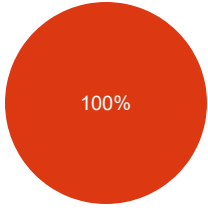
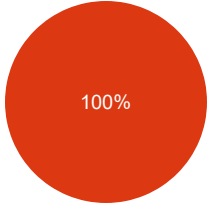
| Teacher Name: MUHAMMAD ZAHID | | Course ID: MGT-103 Course Title: Business in Contemporary World | | Session: 2017 Fall | | | | | | | | | | | | | | | | | | | |
|------------------------------|--|---|--------|--------------------|------------|----------------|---|------|-------|---|------|-----------|---|------|----------|---|----|-------------------|---|----|--|--|--|
| Shift: Morning -- Section: A | | Total Strength: 14 | | Attempted: 1 | | | | | | | | | | | | | | | | | | | |
| S.No | Question | Opinions | | | Chart | | | | | | | | | | | | | | | | | | |
| 1 | The course objectives were clear | <table border="1"> <thead> <tr> <th>Choice</th> <th>Number</th> <th>Percentage</th> </tr> </thead> <tbody> <tr> <td>Strongly Agree</td> <td>1</td> <td>100%</td> </tr> <tr> <td>Agree</td> <td>0</td> <td>0%</td> </tr> <tr> <td>Uncertain</td> <td>0</td> <td>0%</td> </tr> <tr> <td>Disagree</td> <td>0</td> <td>0%</td> </tr> <tr> <td>Strongly Disagree</td> <td>0</td> <td>0%</td> </tr> </tbody> </table> | Choice | Number | Percentage | Strongly Agree | 1 | 100% | Agree | 0 | 0% | Uncertain | 0 | 0% | Disagree | 0 | 0% | Strongly Disagree | 0 | 0% | <p>A pie chart with a single blue slice representing 100% of the responses. The text '100%' is written inside the slice. A legend to the right shows a blue dot followed by the text 'Stron...'.</p> | | |
| Choice | Number | Percentage | | | | | | | | | | | | | | | | | | | | | |
| Strongly Agree | 1 | 100% | | | | | | | | | | | | | | | | | | | | | |
| Agree | 0 | 0% | | | | | | | | | | | | | | | | | | | | | |
| Uncertain | 0 | 0% | | | | | | | | | | | | | | | | | | | | | |
| Disagree | 0 | 0% | | | | | | | | | | | | | | | | | | | | | |
| Strongly Disagree | 0 | 0% | | | | | | | | | | | | | | | | | | | | | |
| 2 | The Course workload was manageable | <table border="1"> <thead> <tr> <th>Choice</th> <th>Number</th> <th>Percentage</th> </tr> </thead> <tbody> <tr> <td>Strongly Agree</td> <td>0</td> <td>0%</td> </tr> <tr> <td>Agree</td> <td>0</td> <td>0%</td> </tr> <tr> <td>Uncertain</td> <td>1</td> <td>100%</td> </tr> <tr> <td>Disagree</td> <td>0</td> <td>0%</td> </tr> <tr> <td>Strongly Disagree</td> <td>0</td> <td>0%</td> </tr> </tbody> </table> | Choice | Number | Percentage | Strongly Agree | 0 | 0% | Agree | 0 | 0% | Uncertain | 1 | 100% | Disagree | 0 | 0% | Strongly Disagree | 0 | 0% | <p>A pie chart with a single orange slice representing 100% of the responses. The text '100%' is written inside the slice. A legend to the right shows an orange dot followed by the text 'Unce...'.</p> | | |
| Choice | Number | Percentage | | | | | | | | | | | | | | | | | | | | | |
| Strongly Agree | 0 | 0% | | | | | | | | | | | | | | | | | | | | | |
| Agree | 0 | 0% | | | | | | | | | | | | | | | | | | | | | |
| Uncertain | 1 | 100% | | | | | | | | | | | | | | | | | | | | | |
| Disagree | 0 | 0% | | | | | | | | | | | | | | | | | | | | | |
| Strongly Disagree | 0 | 0% | | | | | | | | | | | | | | | | | | | | | |
| 3 | The Course was well organized (e.g. timely access to materials, notification of changes, etc.) | <table border="1"> <thead> <tr> <th>Choice</th> <th>Number</th> <th>Percentage</th> </tr> </thead> <tbody> <tr> <td>Strongly Agree</td> <td>1</td> <td>100%</td> </tr> <tr> <td>Agree</td> <td>0</td> <td>0%</td> </tr> <tr> <td>Uncertain</td> <td>0</td> <td>0%</td> </tr> <tr> <td>Disagree</td> <td>0</td> <td>0%</td> </tr> <tr> <td>Strongly Disagree</td> <td>0</td> <td>0%</td> </tr> </tbody> </table> | Choice | Number | Percentage | Strongly Agree | 1 | 100% | Agree | 0 | 0% | Uncertain | 0 | 0% | Disagree | 0 | 0% | Strongly Disagree | 0 | 0% | <p>A pie chart with a single blue slice representing 100% of the responses. The text '100%' is written inside the slice. A legend to the right shows a blue dot followed by the text 'Stron...'.</p> | | |
| Choice | Number | Percentage | | | | | | | | | | | | | | | | | | | | | |
| Strongly Agree | 1 | 100% | | | | | | | | | | | | | | | | | | | | | |
| Agree | 0 | 0% | | | | | | | | | | | | | | | | | | | | | |
| Uncertain | 0 | 0% | | | | | | | | | | | | | | | | | | | | | |
| Disagree | 0 | 0% | | | | | | | | | | | | | | | | | | | | | |
| Strongly Disagree | 0 | 0% | | | | | | | | | | | | | | | | | | | | | |
| 4 | I participated actively in the Course | <table border="1"> <thead> <tr> <th>Choice</th> <th>Number</th> <th>Percentage</th> </tr> </thead> <tbody> <tr> <td>Strongly Agree</td> <td>0</td> <td>0%</td> </tr> <tr> <td>Agree</td> <td>1</td> <td>100%</td> </tr> <tr> <td>Uncertain</td> <td>0</td> <td>0%</td> </tr> <tr> <td>Disagree</td> <td>0</td> <td>0%</td> </tr> <tr> <td>Strongly Disagree</td> <td>0</td> <td>0%</td> </tr> </tbody> </table> | Choice | Number | Percentage | Strongly Agree | 0 | 0% | Agree | 1 | 100% | Uncertain | 0 | 0% | Disagree | 0 | 0% | Strongly Disagree | 0 | 0% | <p>A pie chart with a single red slice representing 100% of the responses. The text '100%' is written inside the slice. A legend to the right shows a red dot followed by the text 'Agree'.</p> | | |
| Choice | Number | Percentage | | | | | | | | | | | | | | | | | | | | | |
| Strongly Agree | 0 | 0% | | | | | | | | | | | | | | | | | | | | | |
| Agree | 1 | 100% | | | | | | | | | | | | | | | | | | | | | |
| Uncertain | 0 | 0% | | | | | | | | | | | | | | | | | | | | | |
| Disagree | 0 | 0% | | | | | | | | | | | | | | | | | | | | | |
| Strongly Disagree | 0 | 0% | | | | | | | | | | | | | | | | | | | | | |

| 5 | I think I have made progress in this Course | <table border="1"> <thead> <tr> <th>Choice</th> <th>Number</th> <th>Percentage</th> </tr> </thead> <tbody> <tr> <td>Strongly Agree</td> <td>0</td> <td>0%</td> </tr> <tr> <td>Agree</td> <td>0</td> <td>0%</td> </tr> <tr> <td>Uncertain</td> <td>1</td> <td>100%</td> </tr> <tr> <td>Disagree</td> <td>0</td> <td>0%</td> </tr> <tr> <td>Strongly Disagree</td> <td>0</td> <td>0%</td> </tr> </tbody> </table> | Choice | Number | Percentage | Strongly Agree | 0 | 0% | Agree | 0 | 0% | Uncertain | 1 | 100% | Disagree | 0 | 0% | Strongly Disagree | 0 | 0% |  |
|-------------------|---|---|--------|--------|------------|----------------|---|------|-------|---|------|-----------|---|------|----------|---|------|-------------------|---|----|---|
| Choice | Number | Percentage | | | | | | | | | | | | | | | | | | | |
| Strongly Agree | 0 | 0% | | | | | | | | | | | | | | | | | | | |
| Agree | 0 | 0% | | | | | | | | | | | | | | | | | | | |
| Uncertain | 1 | 100% | | | | | | | | | | | | | | | | | | | |
| Disagree | 0 | 0% | | | | | | | | | | | | | | | | | | | |
| Strongly Disagree | 0 | 0% | | | | | | | | | | | | | | | | | | | |
| 6 | I think the Course was well structured to achieve the learning outcomes (there was a good balance of lectures, tutorials, practical etc.) | <table border="1"> <thead> <tr> <th>Choice</th> <th>Number</th> <th>Percentage</th> </tr> </thead> <tbody> <tr> <td>Strongly Agree</td> <td>1</td> <td>100%</td> </tr> <tr> <td>Agree</td> <td>0</td> <td>0%</td> </tr> <tr> <td>Uncertain</td> <td>0</td> <td>0%</td> </tr> <tr> <td>Disagree</td> <td>0</td> <td>0%</td> </tr> <tr> <td>Strongly Disagree</td> <td>0</td> <td>0%</td> </tr> </tbody> </table> | Choice | Number | Percentage | Strongly Agree | 1 | 100% | Agree | 0 | 0% | Uncertain | 0 | 0% | Disagree | 0 | 0% | Strongly Disagree | 0 | 0% |  |
| Choice | Number | Percentage | | | | | | | | | | | | | | | | | | | |
| Strongly Agree | 1 | 100% | | | | | | | | | | | | | | | | | | | |
| Agree | 0 | 0% | | | | | | | | | | | | | | | | | | | |
| Uncertain | 0 | 0% | | | | | | | | | | | | | | | | | | | |
| Disagree | 0 | 0% | | | | | | | | | | | | | | | | | | | |
| Strongly Disagree | 0 | 0% | | | | | | | | | | | | | | | | | | | |
| 7 | The learning and teaching methods encouraged participation | <table border="1"> <thead> <tr> <th>Choice</th> <th>Number</th> <th>Percentage</th> </tr> </thead> <tbody> <tr> <td>Strongly Agree</td> <td>0</td> <td>0%</td> </tr> <tr> <td>Agree</td> <td>1</td> <td>100%</td> </tr> <tr> <td>Uncertain</td> <td>0</td> <td>0%</td> </tr> <tr> <td>Disagree</td> <td>0</td> <td>0%</td> </tr> <tr> <td>Strongly Disagree</td> <td>0</td> <td>0%</td> </tr> </tbody> </table> | Choice | Number | Percentage | Strongly Agree | 0 | 0% | Agree | 1 | 100% | Uncertain | 0 | 0% | Disagree | 0 | 0% | Strongly Disagree | 0 | 0% |  |
| Choice | Number | Percentage | | | | | | | | | | | | | | | | | | | |
| Strongly Agree | 0 | 0% | | | | | | | | | | | | | | | | | | | |
| Agree | 1 | 100% | | | | | | | | | | | | | | | | | | | |
| Uncertain | 0 | 0% | | | | | | | | | | | | | | | | | | | |
| Disagree | 0 | 0% | | | | | | | | | | | | | | | | | | | |
| Strongly Disagree | 0 | 0% | | | | | | | | | | | | | | | | | | | |
| 8 | The overall environment in the class was conducive to learning | <table border="1"> <thead> <tr> <th>Choice</th> <th>Number</th> <th>Percentage</th> </tr> </thead> <tbody> <tr> <td>Strongly Agree</td> <td>0</td> <td>0%</td> </tr> <tr> <td>Agree</td> <td>0</td> <td>0%</td> </tr> <tr> <td>Uncertain</td> <td>0</td> <td>0%</td> </tr> <tr> <td>Disagree</td> <td>1</td> <td>100%</td> </tr> <tr> <td>Strongly Disagree</td> <td>0</td> <td>0%</td> </tr> </tbody> </table> | Choice | Number | Percentage | Strongly Agree | 0 | 0% | Agree | 0 | 0% | Uncertain | 0 | 0% | Disagree | 1 | 100% | Strongly Disagree | 0 | 0% |  |
| Choice | Number | Percentage | | | | | | | | | | | | | | | | | | | |
| Strongly Agree | 0 | 0% | | | | | | | | | | | | | | | | | | | |
| Agree | 0 | 0% | | | | | | | | | | | | | | | | | | | |
| Uncertain | 0 | 0% | | | | | | | | | | | | | | | | | | | |
| Disagree | 1 | 100% | | | | | | | | | | | | | | | | | | | |
| Strongly Disagree | 0 | 0% | | | | | | | | | | | | | | | | | | | |
| 9 | Classrooms were satisfactory | <table border="1"> <thead> <tr> <th>Choice</th> <th>Number</th> <th>Percentage</th> </tr> </thead> <tbody> <tr> <td>Strongly Agree</td> <td>0</td> <td>0%</td> </tr> <tr> <td>Agree</td> <td>0</td> <td>0%</td> </tr> <tr> <td>Uncertain</td> <td>1</td> <td>100%</td> </tr> <tr> <td>Disagree</td> <td>0</td> <td>0%</td> </tr> <tr> <td>Strongly Disagree</td> <td>0</td> <td>0%</td> </tr> </tbody> </table> | Choice | Number | Percentage | Strongly Agree | 0 | 0% | Agree | 0 | 0% | Uncertain | 1 | 100% | Disagree | 0 | 0% | Strongly Disagree | 0 | 0% |  |
| Choice | Number | Percentage | | | | | | | | | | | | | | | | | | | |
| Strongly Agree | 0 | 0% | | | | | | | | | | | | | | | | | | | |
| Agree | 0 | 0% | | | | | | | | | | | | | | | | | | | |
| Uncertain | 1 | 100% | | | | | | | | | | | | | | | | | | | |
| Disagree | 0 | 0% | | | | | | | | | | | | | | | | | | | |
| Strongly Disagree | 0 | 0% | | | | | | | | | | | | | | | | | | | |

| 10 | Learning materials (Lesson Plans, Course Notes etc.) were relevant and useful | <table border="1"> <thead> <tr> <th>Choice</th> <th>Number</th> <th>Percentage</th> </tr> </thead> <tbody> <tr> <td>Strongly Agree</td> <td>0</td> <td>0%</td> </tr> <tr> <td>Agree</td> <td>1</td> <td>100%</td> </tr> <tr> <td>Uncertain</td> <td>0</td> <td>0%</td> </tr> <tr> <td>Disagree</td> <td>0</td> <td>0%</td> </tr> <tr> <td>Strongly Disagree</td> <td>0</td> <td>0%</td> </tr> </tbody> </table> | Choice | Number | Percentage | Strongly Agree | 0 | 0% | Agree | 1 | 100% | Uncertain | 0 | 0% | Disagree | 0 | 0% | Strongly Disagree | 0 | 0% |  <p>● Agree</p> |
|-------------------|--|---|--------|--------|------------|----------------|---|----|-------|---|------|-----------|---|------|----------|---|----|-------------------|---|----|--|
| Choice | Number | Percentage | | | | | | | | | | | | | | | | | | | |
| Strongly Agree | 0 | 0% | | | | | | | | | | | | | | | | | | | |
| Agree | 1 | 100% | | | | | | | | | | | | | | | | | | | |
| Uncertain | 0 | 0% | | | | | | | | | | | | | | | | | | | |
| Disagree | 0 | 0% | | | | | | | | | | | | | | | | | | | |
| Strongly Disagree | 0 | 0% | | | | | | | | | | | | | | | | | | | |
| 11 | Recommended reading Books etc. were relevant and appropriate | <table border="1"> <thead> <tr> <th>Choice</th> <th>Number</th> <th>Percentage</th> </tr> </thead> <tbody> <tr> <td>Strongly Agree</td> <td>0</td> <td>0%</td> </tr> <tr> <td>Agree</td> <td>0</td> <td>0%</td> </tr> <tr> <td>Uncertain</td> <td>1</td> <td>100%</td> </tr> <tr> <td>Disagree</td> <td>0</td> <td>0%</td> </tr> <tr> <td>Strongly Disagree</td> <td>0</td> <td>0%</td> </tr> </tbody> </table> | Choice | Number | Percentage | Strongly Agree | 0 | 0% | Agree | 0 | 0% | Uncertain | 1 | 100% | Disagree | 0 | 0% | Strongly Disagree | 0 | 0% |  <p>● Unce...</p> |
| Choice | Number | Percentage | | | | | | | | | | | | | | | | | | | |
| Strongly Agree | 0 | 0% | | | | | | | | | | | | | | | | | | | |
| Agree | 0 | 0% | | | | | | | | | | | | | | | | | | | |
| Uncertain | 1 | 100% | | | | | | | | | | | | | | | | | | | |
| Disagree | 0 | 0% | | | | | | | | | | | | | | | | | | | |
| Strongly Disagree | 0 | 0% | | | | | | | | | | | | | | | | | | | |
| 12 | The provision of learning resources in the library was adequate and appropriate | <table border="1"> <thead> <tr> <th>Choice</th> <th>Number</th> <th>Percentage</th> </tr> </thead> <tbody> <tr> <td>Strongly Agree</td> <td>0</td> <td>0%</td> </tr> <tr> <td>Agree</td> <td>1</td> <td>100%</td> </tr> <tr> <td>Uncertain</td> <td>0</td> <td>0%</td> </tr> <tr> <td>Disagree</td> <td>0</td> <td>0%</td> </tr> <tr> <td>Strongly Disagree</td> <td>0</td> <td>0%</td> </tr> </tbody> </table> | Choice | Number | Percentage | Strongly Agree | 0 | 0% | Agree | 1 | 100% | Uncertain | 0 | 0% | Disagree | 0 | 0% | Strongly Disagree | 0 | 0% |  <p>● Agree</p> |
| Choice | Number | Percentage | | | | | | | | | | | | | | | | | | | |
| Strongly Agree | 0 | 0% | | | | | | | | | | | | | | | | | | | |
| Agree | 1 | 100% | | | | | | | | | | | | | | | | | | | |
| Uncertain | 0 | 0% | | | | | | | | | | | | | | | | | | | |
| Disagree | 0 | 0% | | | | | | | | | | | | | | | | | | | |
| Strongly Disagree | 0 | 0% | | | | | | | | | | | | | | | | | | | |
| 13 | The provision of learning resources on the Web was adequate and appropriate (if relevant) | <table border="1"> <thead> <tr> <th>Choice</th> <th>Number</th> <th>Percentage</th> </tr> </thead> <tbody> <tr> <td>Strongly Agree</td> <td>0</td> <td>0%</td> </tr> <tr> <td>Agree</td> <td>1</td> <td>100%</td> </tr> <tr> <td>Uncertain</td> <td>0</td> <td>0%</td> </tr> <tr> <td>Disagree</td> <td>0</td> <td>0%</td> </tr> <tr> <td>Strongly Disagree</td> <td>0</td> <td>0%</td> </tr> </tbody> </table> | Choice | Number | Percentage | Strongly Agree | 0 | 0% | Agree | 1 | 100% | Uncertain | 0 | 0% | Disagree | 0 | 0% | Strongly Disagree | 0 | 0% |  <p>● Agree</p> |
| Choice | Number | Percentage | | | | | | | | | | | | | | | | | | | |
| Strongly Agree | 0 | 0% | | | | | | | | | | | | | | | | | | | |
| Agree | 1 | 100% | | | | | | | | | | | | | | | | | | | |
| Uncertain | 0 | 0% | | | | | | | | | | | | | | | | | | | |
| Disagree | 0 | 0% | | | | | | | | | | | | | | | | | | | |
| Strongly Disagree | 0 | 0% | | | | | | | | | | | | | | | | | | | |
| 14 | The Course stimulated my interest and thought on the subject area | <table border="1"> <thead> <tr> <th>Choice</th> <th>Number</th> <th>Percentage</th> </tr> </thead> <tbody> <tr> <td>Strongly Agree</td> <td>0</td> <td>0%</td> </tr> <tr> <td>Agree</td> <td>1</td> <td>100%</td> </tr> <tr> <td>Uncertain</td> <td>0</td> <td>0%</td> </tr> <tr> <td>Disagree</td> <td>0</td> <td>0%</td> </tr> <tr> <td>Strongly Disagree</td> <td>0</td> <td>0%</td> </tr> </tbody> </table> | Choice | Number | Percentage | Strongly Agree | 0 | 0% | Agree | 1 | 100% | Uncertain | 0 | 0% | Disagree | 0 | 0% | Strongly Disagree | 0 | 0% |  <p>● Agree</p> |
| Choice | Number | Percentage | | | | | | | | | | | | | | | | | | | |
| Strongly Agree | 0 | 0% | | | | | | | | | | | | | | | | | | | |
| Agree | 1 | 100% | | | | | | | | | | | | | | | | | | | |
| Uncertain | 0 | 0% | | | | | | | | | | | | | | | | | | | |
| Disagree | 0 | 0% | | | | | | | | | | | | | | | | | | | |
| Strongly Disagree | 0 | 0% | | | | | | | | | | | | | | | | | | | |

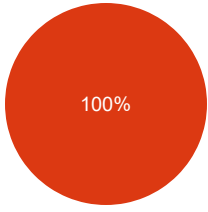
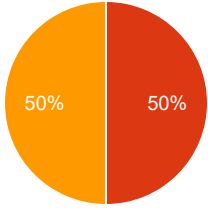
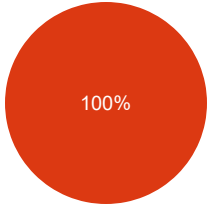
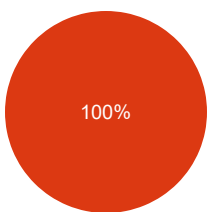
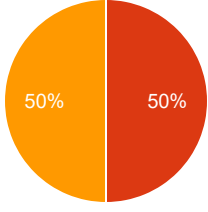
| 15 | The pace of the Course was appropriate | <table border="1"> <thead> <tr> <th>Choice</th> <th>Number</th> <th>Percentage</th> </tr> </thead> <tbody> <tr> <td>Strongly Agree</td> <td>0</td> <td>0%</td> </tr> <tr> <td>Agree</td> <td>1</td> <td>100%</td> </tr> <tr> <td>Uncertain</td> <td>0</td> <td>0%</td> </tr> <tr> <td>Disagree</td> <td>0</td> <td>0%</td> </tr> <tr> <td>Strongly Disagree</td> <td>0</td> <td>0%</td> </tr> </tbody> </table> | Choice | Number | Percentage | Strongly Agree | 0 | 0% | Agree | 1 | 100% | Uncertain | 0 | 0% | Disagree | 0 | 0% | Strongly Disagree | 0 | 0% |  <p>100%</p> <p>● Agree</p> |
|-------------------|---|---|--------|--------|------------|----------------|---|----|-------|---|------|-----------|---|------|----------|---|----|-------------------|---|----|--|
| Choice | Number | Percentage | | | | | | | | | | | | | | | | | | | |
| Strongly Agree | 0 | 0% | | | | | | | | | | | | | | | | | | | |
| Agree | 1 | 100% | | | | | | | | | | | | | | | | | | | |
| Uncertain | 0 | 0% | | | | | | | | | | | | | | | | | | | |
| Disagree | 0 | 0% | | | | | | | | | | | | | | | | | | | |
| Strongly Disagree | 0 | 0% | | | | | | | | | | | | | | | | | | | |
| 16 | Ideas and concepts were presented clearly | <table border="1"> <thead> <tr> <th>Choice</th> <th>Number</th> <th>Percentage</th> </tr> </thead> <tbody> <tr> <td>Strongly Agree</td> <td>0</td> <td>0%</td> </tr> <tr> <td>Agree</td> <td>1</td> <td>100%</td> </tr> <tr> <td>Uncertain</td> <td>0</td> <td>0%</td> </tr> <tr> <td>Disagree</td> <td>0</td> <td>0%</td> </tr> <tr> <td>Strongly Disagree</td> <td>0</td> <td>0%</td> </tr> </tbody> </table> | Choice | Number | Percentage | Strongly Agree | 0 | 0% | Agree | 1 | 100% | Uncertain | 0 | 0% | Disagree | 0 | 0% | Strongly Disagree | 0 | 0% |  <p>100%</p> <p>● Agree</p> |
| Choice | Number | Percentage | | | | | | | | | | | | | | | | | | | |
| Strongly Agree | 0 | 0% | | | | | | | | | | | | | | | | | | | |
| Agree | 1 | 100% | | | | | | | | | | | | | | | | | | | |
| Uncertain | 0 | 0% | | | | | | | | | | | | | | | | | | | |
| Disagree | 0 | 0% | | | | | | | | | | | | | | | | | | | |
| Strongly Disagree | 0 | 0% | | | | | | | | | | | | | | | | | | | |
| 17 | The method of assessment were reasonable | <table border="1"> <thead> <tr> <th>Choice</th> <th>Number</th> <th>Percentage</th> </tr> </thead> <tbody> <tr> <td>Strongly Agree</td> <td>0</td> <td>0%</td> </tr> <tr> <td>Agree</td> <td>1</td> <td>100%</td> </tr> <tr> <td>Uncertain</td> <td>0</td> <td>0%</td> </tr> <tr> <td>Disagree</td> <td>0</td> <td>0%</td> </tr> <tr> <td>Strongly Disagree</td> <td>0</td> <td>0%</td> </tr> </tbody> </table> | Choice | Number | Percentage | Strongly Agree | 0 | 0% | Agree | 1 | 100% | Uncertain | 0 | 0% | Disagree | 0 | 0% | Strongly Disagree | 0 | 0% |  <p>100%</p> <p>● Agree</p> |
| Choice | Number | Percentage | | | | | | | | | | | | | | | | | | | |
| Strongly Agree | 0 | 0% | | | | | | | | | | | | | | | | | | | |
| Agree | 1 | 100% | | | | | | | | | | | | | | | | | | | |
| Uncertain | 0 | 0% | | | | | | | | | | | | | | | | | | | |
| Disagree | 0 | 0% | | | | | | | | | | | | | | | | | | | |
| Strongly Disagree | 0 | 0% | | | | | | | | | | | | | | | | | | | |
| 18 | Feedback on assessment was timely | <table border="1"> <thead> <tr> <th>Choice</th> <th>Number</th> <th>Percentage</th> </tr> </thead> <tbody> <tr> <td>Strongly Agree</td> <td>0</td> <td>0%</td> </tr> <tr> <td>Agree</td> <td>0</td> <td>0%</td> </tr> <tr> <td>Uncertain</td> <td>1</td> <td>100%</td> </tr> <tr> <td>Disagree</td> <td>0</td> <td>0%</td> </tr> <tr> <td>Strongly Disagree</td> <td>0</td> <td>0%</td> </tr> </tbody> </table> | Choice | Number | Percentage | Strongly Agree | 0 | 0% | Agree | 0 | 0% | Uncertain | 1 | 100% | Disagree | 0 | 0% | Strongly Disagree | 0 | 0% |  <p>100%</p> <p>● Unce...</p> |
| Choice | Number | Percentage | | | | | | | | | | | | | | | | | | | |
| Strongly Agree | 0 | 0% | | | | | | | | | | | | | | | | | | | |
| Agree | 0 | 0% | | | | | | | | | | | | | | | | | | | |
| Uncertain | 1 | 100% | | | | | | | | | | | | | | | | | | | |
| Disagree | 0 | 0% | | | | | | | | | | | | | | | | | | | |
| Strongly Disagree | 0 | 0% | | | | | | | | | | | | | | | | | | | |
| 19 | Feedback on assessment was helpful | <table border="1"> <thead> <tr> <th>Choice</th> <th>Number</th> <th>Percentage</th> </tr> </thead> <tbody> <tr> <td>Strongly Agree</td> <td>0</td> <td>0%</td> </tr> <tr> <td>Agree</td> <td>1</td> <td>100%</td> </tr> <tr> <td>Uncertain</td> <td>0</td> <td>0%</td> </tr> <tr> <td>Disagree</td> <td>0</td> <td>0%</td> </tr> <tr> <td>Strongly Disagree</td> <td>0</td> <td>0%</td> </tr> </tbody> </table> | Choice | Number | Percentage | Strongly Agree | 0 | 0% | Agree | 1 | 100% | Uncertain | 0 | 0% | Disagree | 0 | 0% | Strongly Disagree | 0 | 0% |  <p>100%</p> <p>● Agree</p> |
| Choice | Number | Percentage | | | | | | | | | | | | | | | | | | | |
| Strongly Agree | 0 | 0% | | | | | | | | | | | | | | | | | | | |
| Agree | 1 | 100% | | | | | | | | | | | | | | | | | | | |
| Uncertain | 0 | 0% | | | | | | | | | | | | | | | | | | | |
| Disagree | 0 | 0% | | | | | | | | | | | | | | | | | | | |
| Strongly Disagree | 0 | 0% | | | | | | | | | | | | | | | | | | | |

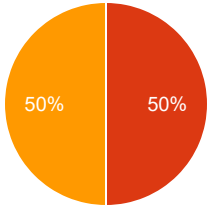
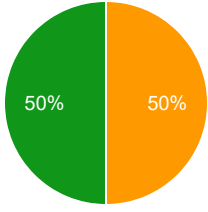
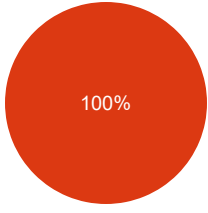
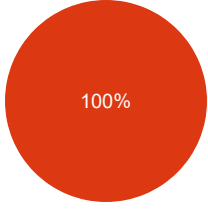
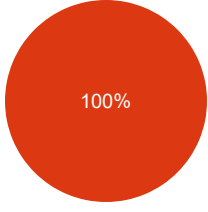
| 20 | I understood the lectures | <table border="1"> <thead> <tr> <th>Choice</th> <th>Number</th> <th>Percentage</th> </tr> </thead> <tbody> <tr> <td>Strongly Agree</td> <td>0</td> <td>0%</td> </tr> <tr> <td>Agree</td> <td>1</td> <td>100%</td> </tr> <tr> <td>Uncertain</td> <td>0</td> <td>0%</td> </tr> <tr> <td>Disagree</td> <td>0</td> <td>0%</td> </tr> <tr> <td>Strongly Disagree</td> <td>0</td> <td>0%</td> </tr> </tbody> </table> | Choice | Number | Percentage | Strongly Agree | 0 | 0% | Agree | 1 | 100% | Uncertain | 0 | 0% | Disagree | 0 | 0% | Strongly Disagree | 0 | 0% |  <p>100%</p> <p>● Agree</p> |
|-------------------|---|---|--------|--------|------------|----------------|---|----|-------|---|------|-----------|---|----|----------|---|------|-------------------|---|----|--|
| Choice | Number | Percentage | | | | | | | | | | | | | | | | | | | |
| Strongly Agree | 0 | 0% | | | | | | | | | | | | | | | | | | | |
| Agree | 1 | 100% | | | | | | | | | | | | | | | | | | | |
| Uncertain | 0 | 0% | | | | | | | | | | | | | | | | | | | |
| Disagree | 0 | 0% | | | | | | | | | | | | | | | | | | | |
| Strongly Disagree | 0 | 0% | | | | | | | | | | | | | | | | | | | |
| 21 | The material was well organized and presented | <table border="1"> <thead> <tr> <th>Choice</th> <th>Number</th> <th>Percentage</th> </tr> </thead> <tbody> <tr> <td>Strongly Agree</td> <td>0</td> <td>0%</td> </tr> <tr> <td>Agree</td> <td>1</td> <td>100%</td> </tr> <tr> <td>Uncertain</td> <td>0</td> <td>0%</td> </tr> <tr> <td>Disagree</td> <td>0</td> <td>0%</td> </tr> <tr> <td>Strongly Disagree</td> <td>0</td> <td>0%</td> </tr> </tbody> </table> | Choice | Number | Percentage | Strongly Agree | 0 | 0% | Agree | 1 | 100% | Uncertain | 0 | 0% | Disagree | 0 | 0% | Strongly Disagree | 0 | 0% |  <p>100%</p> <p>● Agree</p> |
| Choice | Number | Percentage | | | | | | | | | | | | | | | | | | | |
| Strongly Agree | 0 | 0% | | | | | | | | | | | | | | | | | | | |
| Agree | 1 | 100% | | | | | | | | | | | | | | | | | | | |
| Uncertain | 0 | 0% | | | | | | | | | | | | | | | | | | | |
| Disagree | 0 | 0% | | | | | | | | | | | | | | | | | | | |
| Strongly Disagree | 0 | 0% | | | | | | | | | | | | | | | | | | | |
| 22 | The instructor was responsive to student needs and problems | <table border="1"> <thead> <tr> <th>Choice</th> <th>Number</th> <th>Percentage</th> </tr> </thead> <tbody> <tr> <td>Strongly Agree</td> <td>0</td> <td>0%</td> </tr> <tr> <td>Agree</td> <td>1</td> <td>100%</td> </tr> <tr> <td>Uncertain</td> <td>0</td> <td>0%</td> </tr> <tr> <td>Disagree</td> <td>0</td> <td>0%</td> </tr> <tr> <td>Strongly Disagree</td> <td>0</td> <td>0%</td> </tr> </tbody> </table> | Choice | Number | Percentage | Strongly Agree | 0 | 0% | Agree | 1 | 100% | Uncertain | 0 | 0% | Disagree | 0 | 0% | Strongly Disagree | 0 | 0% |  <p>100%</p> <p>● Agree</p> |
| Choice | Number | Percentage | | | | | | | | | | | | | | | | | | | |
| Strongly Agree | 0 | 0% | | | | | | | | | | | | | | | | | | | |
| Agree | 1 | 100% | | | | | | | | | | | | | | | | | | | |
| Uncertain | 0 | 0% | | | | | | | | | | | | | | | | | | | |
| Disagree | 0 | 0% | | | | | | | | | | | | | | | | | | | |
| Strongly Disagree | 0 | 0% | | | | | | | | | | | | | | | | | | | |
| 23 | Had the instructor been regular throughout the course | <table border="1"> <thead> <tr> <th>Choice</th> <th>Number</th> <th>Percentage</th> </tr> </thead> <tbody> <tr> <td>Strongly Agree</td> <td>0</td> <td>0%</td> </tr> <tr> <td>Agree</td> <td>0</td> <td>0%</td> </tr> <tr> <td>Uncertain</td> <td>0</td> <td>0%</td> </tr> <tr> <td>Disagree</td> <td>1</td> <td>100%</td> </tr> <tr> <td>Strongly Disagree</td> <td>0</td> <td>0%</td> </tr> </tbody> </table> | Choice | Number | Percentage | Strongly Agree | 0 | 0% | Agree | 0 | 0% | Uncertain | 0 | 0% | Disagree | 1 | 100% | Strongly Disagree | 0 | 0% |  <p>100%</p> <p>● Disa...</p> |
| Choice | Number | Percentage | | | | | | | | | | | | | | | | | | | |
| Strongly Agree | 0 | 0% | | | | | | | | | | | | | | | | | | | |
| Agree | 0 | 0% | | | | | | | | | | | | | | | | | | | |
| Uncertain | 0 | 0% | | | | | | | | | | | | | | | | | | | |
| Disagree | 1 | 100% | | | | | | | | | | | | | | | | | | | |
| Strongly Disagree | 0 | 0% | | | | | | | | | | | | | | | | | | | |
| 24 | The material in the tutorials was useful | <table border="1"> <thead> <tr> <th>Choice</th> <th>Number</th> <th>Percentage</th> </tr> </thead> <tbody> <tr> <td>Strongly Agree</td> <td>0</td> <td>0%</td> </tr> <tr> <td>Agree</td> <td>1</td> <td>100%</td> </tr> <tr> <td>Uncertain</td> <td>0</td> <td>0%</td> </tr> <tr> <td>Disagree</td> <td>0</td> <td>0%</td> </tr> <tr> <td>Strongly Disagree</td> <td>0</td> <td>0%</td> </tr> </tbody> </table> | Choice | Number | Percentage | Strongly Agree | 0 | 0% | Agree | 1 | 100% | Uncertain | 0 | 0% | Disagree | 0 | 0% | Strongly Disagree | 0 | 0% |  <p>100%</p> <p>● Agree</p> |
| Choice | Number | Percentage | | | | | | | | | | | | | | | | | | | |
| Strongly Agree | 0 | 0% | | | | | | | | | | | | | | | | | | | |
| Agree | 1 | 100% | | | | | | | | | | | | | | | | | | | |
| Uncertain | 0 | 0% | | | | | | | | | | | | | | | | | | | |
| Disagree | 0 | 0% | | | | | | | | | | | | | | | | | | | |
| Strongly Disagree | 0 | 0% | | | | | | | | | | | | | | | | | | | |

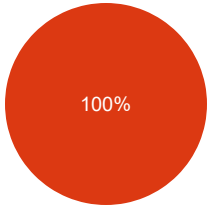
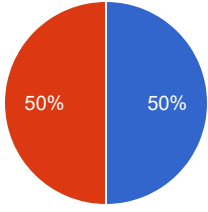
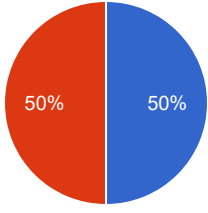
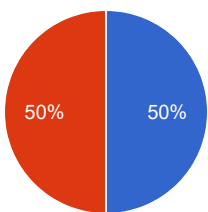
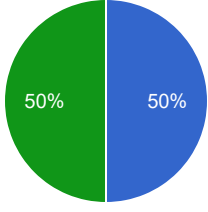
| 25 | I was happy with the amount of work needed for tutorials | <table border="1"> <thead> <tr> <th>Choice</th> <th>Number</th> <th>Percentage</th> </tr> </thead> <tbody> <tr> <td>Strongly Agree</td> <td>0</td> <td>0%</td> </tr> <tr> <td>Agree</td> <td>0</td> <td>0%</td> </tr> <tr> <td>Uncertain</td> <td>0</td> <td>0%</td> </tr> <tr> <td>Disagree</td> <td>1</td> <td>100%</td> </tr> <tr> <td>Strongly Disagree</td> <td>0</td> <td>0%</td> </tr> </tbody> </table> | Choice | Number | Percentage | Strongly Agree | 0 | 0% | Agree | 0 | 0% | Uncertain | 0 | 0% | Disagree | 1 | 100% | Strongly Disagree | 0 | 0% |  <p>100%</p> <p>● Disa...</p> |
|-------------------|--|---|--------|--------|------------|----------------|---|------|-------|---|------|-----------|---|----|----------|---|------|-------------------|---|----|---|
| Choice | Number | Percentage | | | | | | | | | | | | | | | | | | | |
| Strongly Agree | 0 | 0% | | | | | | | | | | | | | | | | | | | |
| Agree | 0 | 0% | | | | | | | | | | | | | | | | | | | |
| Uncertain | 0 | 0% | | | | | | | | | | | | | | | | | | | |
| Disagree | 1 | 100% | | | | | | | | | | | | | | | | | | | |
| Strongly Disagree | 0 | 0% | | | | | | | | | | | | | | | | | | | |
| 26 | The tutor dealt effectively with my problems | <table border="1"> <thead> <tr> <th>Choice</th> <th>Number</th> <th>Percentage</th> </tr> </thead> <tbody> <tr> <td>Strongly Agree</td> <td>1</td> <td>100%</td> </tr> <tr> <td>Agree</td> <td>0</td> <td>0%</td> </tr> <tr> <td>Uncertain</td> <td>0</td> <td>0%</td> </tr> <tr> <td>Disagree</td> <td>0</td> <td>0%</td> </tr> <tr> <td>Strongly Disagree</td> <td>0</td> <td>0%</td> </tr> </tbody> </table> | Choice | Number | Percentage | Strongly Agree | 1 | 100% | Agree | 0 | 0% | Uncertain | 0 | 0% | Disagree | 0 | 0% | Strongly Disagree | 0 | 0% |  <p>100%</p> <p>● Stron...</p> |
| Choice | Number | Percentage | | | | | | | | | | | | | | | | | | | |
| Strongly Agree | 1 | 100% | | | | | | | | | | | | | | | | | | | |
| Agree | 0 | 0% | | | | | | | | | | | | | | | | | | | |
| Uncertain | 0 | 0% | | | | | | | | | | | | | | | | | | | |
| Disagree | 0 | 0% | | | | | | | | | | | | | | | | | | | |
| Strongly Disagree | 0 | 0% | | | | | | | | | | | | | | | | | | | |
| 27 | The material in the practicals was useful | <table border="1"> <thead> <tr> <th>Choice</th> <th>Number</th> <th>Percentage</th> </tr> </thead> <tbody> <tr> <td>Strongly Agree</td> <td>0</td> <td>0%</td> </tr> <tr> <td>Agree</td> <td>1</td> <td>100%</td> </tr> <tr> <td>Uncertain</td> <td>0</td> <td>0%</td> </tr> <tr> <td>Disagree</td> <td>0</td> <td>0%</td> </tr> <tr> <td>Strongly Disagree</td> <td>0</td> <td>0%</td> </tr> </tbody> </table> | Choice | Number | Percentage | Strongly Agree | 0 | 0% | Agree | 1 | 100% | Uncertain | 0 | 0% | Disagree | 0 | 0% | Strongly Disagree | 0 | 0% |  <p>100%</p> <p>● Agree</p> |
| Choice | Number | Percentage | | | | | | | | | | | | | | | | | | | |
| Strongly Agree | 0 | 0% | | | | | | | | | | | | | | | | | | | |
| Agree | 1 | 100% | | | | | | | | | | | | | | | | | | | |
| Uncertain | 0 | 0% | | | | | | | | | | | | | | | | | | | |
| Disagree | 0 | 0% | | | | | | | | | | | | | | | | | | | |
| Strongly Disagree | 0 | 0% | | | | | | | | | | | | | | | | | | | |
| 28 | The demonstrators dealt effectively with my problems | <table border="1"> <thead> <tr> <th>Choice</th> <th>Number</th> <th>Percentage</th> </tr> </thead> <tbody> <tr> <td>Strongly Agree</td> <td>0</td> <td>0%</td> </tr> <tr> <td>Agree</td> <td>1</td> <td>100%</td> </tr> <tr> <td>Uncertain</td> <td>0</td> <td>0%</td> </tr> <tr> <td>Disagree</td> <td>0</td> <td>0%</td> </tr> <tr> <td>Strongly Disagree</td> <td>0</td> <td>0%</td> </tr> </tbody> </table> | Choice | Number | Percentage | Strongly Agree | 0 | 0% | Agree | 1 | 100% | Uncertain | 0 | 0% | Disagree | 0 | 0% | Strongly Disagree | 0 | 0% |  <p>100%</p> <p>● Agree</p> |
| Choice | Number | Percentage | | | | | | | | | | | | | | | | | | | |
| Strongly Agree | 0 | 0% | | | | | | | | | | | | | | | | | | | |
| Agree | 1 | 100% | | | | | | | | | | | | | | | | | | | |
| Uncertain | 0 | 0% | | | | | | | | | | | | | | | | | | | |
| Disagree | 0 | 0% | | | | | | | | | | | | | | | | | | | |
| Strongly Disagree | 0 | 0% | | | | | | | | | | | | | | | | | | | |
| 29 | The best features of the Course were | good | | | | | | | | | | | | | | | | | | | |
| 30 | The Course could have been improved by | good | | | | | | | | | | | | | | | | | | | |
| 31 | The University does not tolerate discrimination on any irrelevant distinction (e.g. race, age, gender) and is committed to work with diversity in a wholly positive way. Please indicate below anything in relation to this Course which may run counter to this objective | good | | | | | | | | | | | | | | | | | | | |

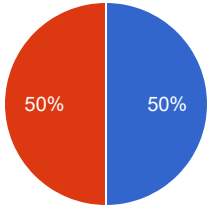
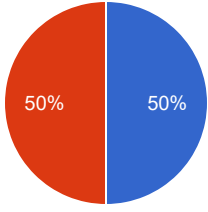
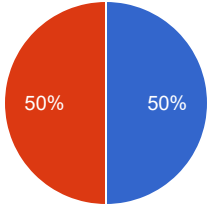
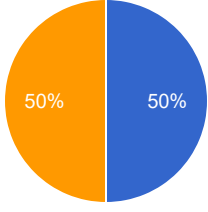
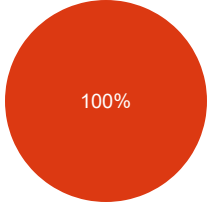
Course Evaluation - Program: 0268

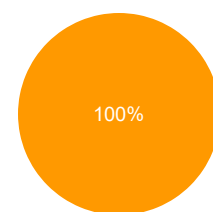
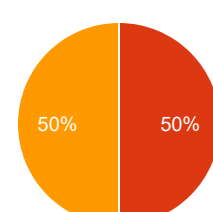
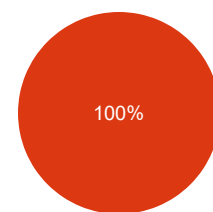
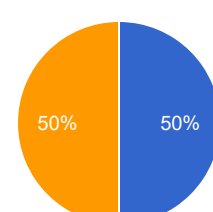
| Teacher Name: SHEEBA SADAF | | Course ID: ENG-111 Course Title: Freshman English - I | | Session: 2017 Fall | | | | | | | | | | | | | | | | | | | |
|------------------------------|--|---|--------|--------------------|------------|----------------|---|-----|-------|---|------|-----------|---|----|----------|---|----|-------------------|---|-----|--|--|--|
| Shift: Morning -- Section: A | | Total Strength: 14 | | Attempted: 2 | | | | | | | | | | | | | | | | | | | |
| S.No | Question | Opinions | | | Chart | | | | | | | | | | | | | | | | | | |
| 1 | The course objectives were clear | <table border="1"> <thead> <tr> <th>Choice</th> <th>Number</th> <th>Percentage</th> </tr> </thead> <tbody> <tr> <td>Strongly Agree</td> <td>0</td> <td>0%</td> </tr> <tr> <td>Agree</td> <td>2</td> <td>100%</td> </tr> <tr> <td>Uncertain</td> <td>0</td> <td>0%</td> </tr> <tr> <td>Disagree</td> <td>0</td> <td>0%</td> </tr> <tr> <td>Strongly Disagree</td> <td>0</td> <td>0%</td> </tr> </tbody> </table> | Choice | Number | Percentage | Strongly Agree | 0 | 0% | Agree | 2 | 100% | Uncertain | 0 | 0% | Disagree | 0 | 0% | Strongly Disagree | 0 | 0% | <p>A pie chart representing the data for question 1. It consists of a single red circle labeled '100%' in the center. A legend to the right shows a red dot next to the word 'Agree'.</p> | | |
| Choice | Number | Percentage | | | | | | | | | | | | | | | | | | | | | |
| Strongly Agree | 0 | 0% | | | | | | | | | | | | | | | | | | | | | |
| Agree | 2 | 100% | | | | | | | | | | | | | | | | | | | | | |
| Uncertain | 0 | 0% | | | | | | | | | | | | | | | | | | | | | |
| Disagree | 0 | 0% | | | | | | | | | | | | | | | | | | | | | |
| Strongly Disagree | 0 | 0% | | | | | | | | | | | | | | | | | | | | | |
| 2 | The Course workload was manageable | <table border="1"> <thead> <tr> <th>Choice</th> <th>Number</th> <th>Percentage</th> </tr> </thead> <tbody> <tr> <td>Strongly Agree</td> <td>0</td> <td>0%</td> </tr> <tr> <td>Agree</td> <td>2</td> <td>100%</td> </tr> <tr> <td>Uncertain</td> <td>0</td> <td>0%</td> </tr> <tr> <td>Disagree</td> <td>0</td> <td>0%</td> </tr> <tr> <td>Strongly Disagree</td> <td>0</td> <td>0%</td> </tr> </tbody> </table> | Choice | Number | Percentage | Strongly Agree | 0 | 0% | Agree | 2 | 100% | Uncertain | 0 | 0% | Disagree | 0 | 0% | Strongly Disagree | 0 | 0% | <p>A pie chart representing the data for question 2. It consists of a single red circle labeled '100%' in the center. A legend to the right shows a red dot next to the word 'Agree'.</p> | | |
| Choice | Number | Percentage | | | | | | | | | | | | | | | | | | | | | |
| Strongly Agree | 0 | 0% | | | | | | | | | | | | | | | | | | | | | |
| Agree | 2 | 100% | | | | | | | | | | | | | | | | | | | | | |
| Uncertain | 0 | 0% | | | | | | | | | | | | | | | | | | | | | |
| Disagree | 0 | 0% | | | | | | | | | | | | | | | | | | | | | |
| Strongly Disagree | 0 | 0% | | | | | | | | | | | | | | | | | | | | | |
| 3 | The Course was well organized (e.g. timely access to materials, notification of changes, etc.) | <table border="1"> <thead> <tr> <th>Choice</th> <th>Number</th> <th>Percentage</th> </tr> </thead> <tbody> <tr> <td>Strongly Agree</td> <td>0</td> <td>0%</td> </tr> <tr> <td>Agree</td> <td>1</td> <td>50%</td> </tr> <tr> <td>Uncertain</td> <td>0</td> <td>0%</td> </tr> <tr> <td>Disagree</td> <td>0</td> <td>0%</td> </tr> <tr> <td>Strongly Disagree</td> <td>1</td> <td>50%</td> </tr> </tbody> </table> | Choice | Number | Percentage | Strongly Agree | 0 | 0% | Agree | 1 | 50% | Uncertain | 0 | 0% | Disagree | 0 | 0% | Strongly Disagree | 1 | 50% | <p>A pie chart representing the data for question 3. The chart is split vertically into two equal halves. The left half is purple and labeled '50%', and the right half is red and labeled '50%'. A legend to the right shows a red dot next to 'Agree' and a purple dot next to 'Stron...'.</p> | | |
| Choice | Number | Percentage | | | | | | | | | | | | | | | | | | | | | |
| Strongly Agree | 0 | 0% | | | | | | | | | | | | | | | | | | | | | |
| Agree | 1 | 50% | | | | | | | | | | | | | | | | | | | | | |
| Uncertain | 0 | 0% | | | | | | | | | | | | | | | | | | | | | |
| Disagree | 0 | 0% | | | | | | | | | | | | | | | | | | | | | |
| Strongly Disagree | 1 | 50% | | | | | | | | | | | | | | | | | | | | | |
| 4 | I participated actively in the Course | <table border="1"> <thead> <tr> <th>Choice</th> <th>Number</th> <th>Percentage</th> </tr> </thead> <tbody> <tr> <td>Strongly Agree</td> <td>1</td> <td>50%</td> </tr> <tr> <td>Agree</td> <td>1</td> <td>50%</td> </tr> <tr> <td>Uncertain</td> <td>0</td> <td>0%</td> </tr> <tr> <td>Disagree</td> <td>0</td> <td>0%</td> </tr> <tr> <td>Strongly Disagree</td> <td>0</td> <td>0%</td> </tr> </tbody> </table> | Choice | Number | Percentage | Strongly Agree | 1 | 50% | Agree | 1 | 50% | Uncertain | 0 | 0% | Disagree | 0 | 0% | Strongly Disagree | 0 | 0% | <p>A pie chart representing the data for question 4. The chart is split vertically into two equal halves. The left half is red and labeled '50%', and the right half is blue and labeled '50%'. A legend to the right shows a blue dot next to 'Stron...' and a red dot next to 'Agree'.</p> | | |
| Choice | Number | Percentage | | | | | | | | | | | | | | | | | | | | | |
| Strongly Agree | 1 | 50% | | | | | | | | | | | | | | | | | | | | | |
| Agree | 1 | 50% | | | | | | | | | | | | | | | | | | | | | |
| Uncertain | 0 | 0% | | | | | | | | | | | | | | | | | | | | | |
| Disagree | 0 | 0% | | | | | | | | | | | | | | | | | | | | | |
| Strongly Disagree | 0 | 0% | | | | | | | | | | | | | | | | | | | | | |

| 5 | I think I have made progress in this Course | <table border="1"> <thead> <tr> <th>Choice</th> <th>Number</th> <th>Percentage</th> </tr> </thead> <tbody> <tr> <td>Strongly Agree</td> <td>0</td> <td>0%</td> </tr> <tr> <td>Agree</td> <td>2</td> <td>100%</td> </tr> <tr> <td>Uncertain</td> <td>0</td> <td>0%</td> </tr> <tr> <td>Disagree</td> <td>0</td> <td>0%</td> </tr> <tr> <td>Strongly Disagree</td> <td>0</td> <td>0%</td> </tr> </tbody> </table> | Choice | Number | Percentage | Strongly Agree | 0 | 0% | Agree | 2 | 100% | Uncertain | 0 | 0% | Disagree | 0 | 0% | Strongly Disagree | 0 | 0% |  <p>100%</p> <ul style="list-style-type: none"> ● Agree |
|-------------------|---|---|--------|--------|------------|----------------|---|----|-------|---|------|-----------|---|-----|----------|---|----|-------------------|---|----|---|
| Choice | Number | Percentage | | | | | | | | | | | | | | | | | | | |
| Strongly Agree | 0 | 0% | | | | | | | | | | | | | | | | | | | |
| Agree | 2 | 100% | | | | | | | | | | | | | | | | | | | |
| Uncertain | 0 | 0% | | | | | | | | | | | | | | | | | | | |
| Disagree | 0 | 0% | | | | | | | | | | | | | | | | | | | |
| Strongly Disagree | 0 | 0% | | | | | | | | | | | | | | | | | | | |
| 6 | I think the Course was well structured to achieve the learning outcomes (there was a good balance of lectures, tutorials, practical etc.) | <table border="1"> <thead> <tr> <th>Choice</th> <th>Number</th> <th>Percentage</th> </tr> </thead> <tbody> <tr> <td>Strongly Agree</td> <td>0</td> <td>0%</td> </tr> <tr> <td>Agree</td> <td>1</td> <td>50%</td> </tr> <tr> <td>Uncertain</td> <td>1</td> <td>50%</td> </tr> <tr> <td>Disagree</td> <td>0</td> <td>0%</td> </tr> <tr> <td>Strongly Disagree</td> <td>0</td> <td>0%</td> </tr> </tbody> </table> | Choice | Number | Percentage | Strongly Agree | 0 | 0% | Agree | 1 | 50% | Uncertain | 1 | 50% | Disagree | 0 | 0% | Strongly Disagree | 0 | 0% |  <p>50% 50%</p> <ul style="list-style-type: none"> ● Agree ● Unce... |
| Choice | Number | Percentage | | | | | | | | | | | | | | | | | | | |
| Strongly Agree | 0 | 0% | | | | | | | | | | | | | | | | | | | |
| Agree | 1 | 50% | | | | | | | | | | | | | | | | | | | |
| Uncertain | 1 | 50% | | | | | | | | | | | | | | | | | | | |
| Disagree | 0 | 0% | | | | | | | | | | | | | | | | | | | |
| Strongly Disagree | 0 | 0% | | | | | | | | | | | | | | | | | | | |
| 7 | The learning and teaching methods encouraged participation | <table border="1"> <thead> <tr> <th>Choice</th> <th>Number</th> <th>Percentage</th> </tr> </thead> <tbody> <tr> <td>Strongly Agree</td> <td>0</td> <td>0%</td> </tr> <tr> <td>Agree</td> <td>2</td> <td>100%</td> </tr> <tr> <td>Uncertain</td> <td>0</td> <td>0%</td> </tr> <tr> <td>Disagree</td> <td>0</td> <td>0%</td> </tr> <tr> <td>Strongly Disagree</td> <td>0</td> <td>0%</td> </tr> </tbody> </table> | Choice | Number | Percentage | Strongly Agree | 0 | 0% | Agree | 2 | 100% | Uncertain | 0 | 0% | Disagree | 0 | 0% | Strongly Disagree | 0 | 0% |  <p>100%</p> <ul style="list-style-type: none"> ● Agree |
| Choice | Number | Percentage | | | | | | | | | | | | | | | | | | | |
| Strongly Agree | 0 | 0% | | | | | | | | | | | | | | | | | | | |
| Agree | 2 | 100% | | | | | | | | | | | | | | | | | | | |
| Uncertain | 0 | 0% | | | | | | | | | | | | | | | | | | | |
| Disagree | 0 | 0% | | | | | | | | | | | | | | | | | | | |
| Strongly Disagree | 0 | 0% | | | | | | | | | | | | | | | | | | | |
| 8 | The overall environment in the class was conducive to learning | <table border="1"> <thead> <tr> <th>Choice</th> <th>Number</th> <th>Percentage</th> </tr> </thead> <tbody> <tr> <td>Strongly Agree</td> <td>0</td> <td>0%</td> </tr> <tr> <td>Agree</td> <td>2</td> <td>100%</td> </tr> <tr> <td>Uncertain</td> <td>0</td> <td>0%</td> </tr> <tr> <td>Disagree</td> <td>0</td> <td>0%</td> </tr> <tr> <td>Strongly Disagree</td> <td>0</td> <td>0%</td> </tr> </tbody> </table> | Choice | Number | Percentage | Strongly Agree | 0 | 0% | Agree | 2 | 100% | Uncertain | 0 | 0% | Disagree | 0 | 0% | Strongly Disagree | 0 | 0% |  <p>100%</p> <ul style="list-style-type: none"> ● Agree |
| Choice | Number | Percentage | | | | | | | | | | | | | | | | | | | |
| Strongly Agree | 0 | 0% | | | | | | | | | | | | | | | | | | | |
| Agree | 2 | 100% | | | | | | | | | | | | | | | | | | | |
| Uncertain | 0 | 0% | | | | | | | | | | | | | | | | | | | |
| Disagree | 0 | 0% | | | | | | | | | | | | | | | | | | | |
| Strongly Disagree | 0 | 0% | | | | | | | | | | | | | | | | | | | |
| 9 | Classrooms were satisfactory | <table border="1"> <thead> <tr> <th>Choice</th> <th>Number</th> <th>Percentage</th> </tr> </thead> <tbody> <tr> <td>Strongly Agree</td> <td>0</td> <td>0%</td> </tr> <tr> <td>Agree</td> <td>1</td> <td>50%</td> </tr> <tr> <td>Uncertain</td> <td>1</td> <td>50%</td> </tr> <tr> <td>Disagree</td> <td>0</td> <td>0%</td> </tr> <tr> <td>Strongly Disagree</td> <td>0</td> <td>0%</td> </tr> </tbody> </table> | Choice | Number | Percentage | Strongly Agree | 0 | 0% | Agree | 1 | 50% | Uncertain | 1 | 50% | Disagree | 0 | 0% | Strongly Disagree | 0 | 0% |  <p>50% 50%</p> <ul style="list-style-type: none"> ● Agree ● Unce... |
| Choice | Number | Percentage | | | | | | | | | | | | | | | | | | | |
| Strongly Agree | 0 | 0% | | | | | | | | | | | | | | | | | | | |
| Agree | 1 | 50% | | | | | | | | | | | | | | | | | | | |
| Uncertain | 1 | 50% | | | | | | | | | | | | | | | | | | | |
| Disagree | 0 | 0% | | | | | | | | | | | | | | | | | | | |
| Strongly Disagree | 0 | 0% | | | | | | | | | | | | | | | | | | | |

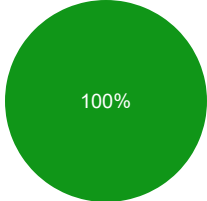
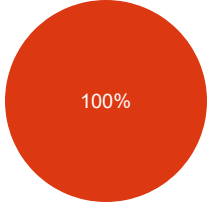
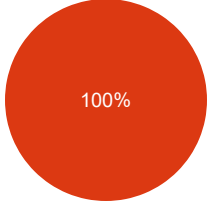

| 10 | Learning materials (Lesson Plans, Course Notes etc.) were relevant and useful | <table border="1"> <thead> <tr> <th>Choice</th> <th>Number</th> <th>Percentage</th> </tr> </thead> <tbody> <tr> <td>Strongly Agree</td> <td>0</td> <td>0%</td> </tr> <tr> <td>Agree</td> <td>1</td> <td>50%</td> </tr> <tr> <td>Uncertain</td> <td>1</td> <td>50%</td> </tr> <tr> <td>Disagree</td> <td>0</td> <td>0%</td> </tr> <tr> <td>Strongly Disagree</td> <td>0</td> <td>0%</td> </tr> </tbody> </table> | Choice | Number | Percentage | Strongly Agree | 0 | 0% | Agree | 1 | 50% | Uncertain | 1 | 50% | Disagree | 0 | 0% | Strongly Disagree | 0 | 0% |  <p>● Agree ● Unce...</p> |
|-------------------|--|---|--------|--------|------------|----------------|---|----|-------|---|------|-----------|---|-----|----------|---|-----|-------------------|---|----|--|
| Choice | Number | Percentage | | | | | | | | | | | | | | | | | | | |
| Strongly Agree | 0 | 0% | | | | | | | | | | | | | | | | | | | |
| Agree | 1 | 50% | | | | | | | | | | | | | | | | | | | |
| Uncertain | 1 | 50% | | | | | | | | | | | | | | | | | | | |
| Disagree | 0 | 0% | | | | | | | | | | | | | | | | | | | |
| Strongly Disagree | 0 | 0% | | | | | | | | | | | | | | | | | | | |
| 11 | Recommended reading Books etc. were relevant and appropriate | <table border="1"> <thead> <tr> <th>Choice</th> <th>Number</th> <th>Percentage</th> </tr> </thead> <tbody> <tr> <td>Strongly Agree</td> <td>0</td> <td>0%</td> </tr> <tr> <td>Agree</td> <td>0</td> <td>0%</td> </tr> <tr> <td>Uncertain</td> <td>1</td> <td>50%</td> </tr> <tr> <td>Disagree</td> <td>1</td> <td>50%</td> </tr> <tr> <td>Strongly Disagree</td> <td>0</td> <td>0%</td> </tr> </tbody> </table> | Choice | Number | Percentage | Strongly Agree | 0 | 0% | Agree | 0 | 0% | Uncertain | 1 | 50% | Disagree | 1 | 50% | Strongly Disagree | 0 | 0% |  <p>● Unce... ● Disa...</p> |
| Choice | Number | Percentage | | | | | | | | | | | | | | | | | | | |
| Strongly Agree | 0 | 0% | | | | | | | | | | | | | | | | | | | |
| Agree | 0 | 0% | | | | | | | | | | | | | | | | | | | |
| Uncertain | 1 | 50% | | | | | | | | | | | | | | | | | | | |
| Disagree | 1 | 50% | | | | | | | | | | | | | | | | | | | |
| Strongly Disagree | 0 | 0% | | | | | | | | | | | | | | | | | | | |
| 12 | The provision of learning resources in the library was adequate and appropriate | <table border="1"> <thead> <tr> <th>Choice</th> <th>Number</th> <th>Percentage</th> </tr> </thead> <tbody> <tr> <td>Strongly Agree</td> <td>0</td> <td>0%</td> </tr> <tr> <td>Agree</td> <td>2</td> <td>100%</td> </tr> <tr> <td>Uncertain</td> <td>0</td> <td>0%</td> </tr> <tr> <td>Disagree</td> <td>0</td> <td>0%</td> </tr> <tr> <td>Strongly Disagree</td> <td>0</td> <td>0%</td> </tr> </tbody> </table> | Choice | Number | Percentage | Strongly Agree | 0 | 0% | Agree | 2 | 100% | Uncertain | 0 | 0% | Disagree | 0 | 0% | Strongly Disagree | 0 | 0% |  <p>● Agree</p> |
| Choice | Number | Percentage | | | | | | | | | | | | | | | | | | | |
| Strongly Agree | 0 | 0% | | | | | | | | | | | | | | | | | | | |
| Agree | 2 | 100% | | | | | | | | | | | | | | | | | | | |
| Uncertain | 0 | 0% | | | | | | | | | | | | | | | | | | | |
| Disagree | 0 | 0% | | | | | | | | | | | | | | | | | | | |
| Strongly Disagree | 0 | 0% | | | | | | | | | | | | | | | | | | | |
| 13 | The provision of learning resources on the Web was adequate and appropriate (if relevant) | <table border="1"> <thead> <tr> <th>Choice</th> <th>Number</th> <th>Percentage</th> </tr> </thead> <tbody> <tr> <td>Strongly Agree</td> <td>0</td> <td>0%</td> </tr> <tr> <td>Agree</td> <td>2</td> <td>100%</td> </tr> <tr> <td>Uncertain</td> <td>0</td> <td>0%</td> </tr> <tr> <td>Disagree</td> <td>0</td> <td>0%</td> </tr> <tr> <td>Strongly Disagree</td> <td>0</td> <td>0%</td> </tr> </tbody> </table> | Choice | Number | Percentage | Strongly Agree | 0 | 0% | Agree | 2 | 100% | Uncertain | 0 | 0% | Disagree | 0 | 0% | Strongly Disagree | 0 | 0% |  <p>● Agree</p> |
| Choice | Number | Percentage | | | | | | | | | | | | | | | | | | | |
| Strongly Agree | 0 | 0% | | | | | | | | | | | | | | | | | | | |
| Agree | 2 | 100% | | | | | | | | | | | | | | | | | | | |
| Uncertain | 0 | 0% | | | | | | | | | | | | | | | | | | | |
| Disagree | 0 | 0% | | | | | | | | | | | | | | | | | | | |
| Strongly Disagree | 0 | 0% | | | | | | | | | | | | | | | | | | | |
| 14 | The Course stimulated my interest and thought on the subject area | <table border="1"> <thead> <tr> <th>Choice</th> <th>Number</th> <th>Percentage</th> </tr> </thead> <tbody> <tr> <td>Strongly Agree</td> <td>0</td> <td>0%</td> </tr> <tr> <td>Agree</td> <td>2</td> <td>100%</td> </tr> <tr> <td>Uncertain</td> <td>0</td> <td>0%</td> </tr> <tr> <td>Disagree</td> <td>0</td> <td>0%</td> </tr> <tr> <td>Strongly Disagree</td> <td>0</td> <td>0%</td> </tr> </tbody> </table> | Choice | Number | Percentage | Strongly Agree | 0 | 0% | Agree | 2 | 100% | Uncertain | 0 | 0% | Disagree | 0 | 0% | Strongly Disagree | 0 | 0% |  <p>● Agree</p> |
| Choice | Number | Percentage | | | | | | | | | | | | | | | | | | | |
| Strongly Agree | 0 | 0% | | | | | | | | | | | | | | | | | | | |
| Agree | 2 | 100% | | | | | | | | | | | | | | | | | | | |
| Uncertain | 0 | 0% | | | | | | | | | | | | | | | | | | | |
| Disagree | 0 | 0% | | | | | | | | | | | | | | | | | | | |
| Strongly Disagree | 0 | 0% | | | | | | | | | | | | | | | | | | | |

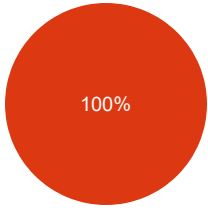
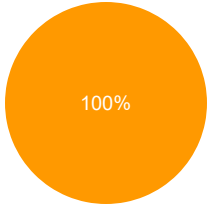
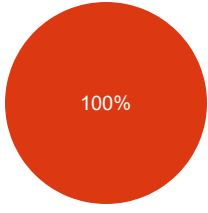
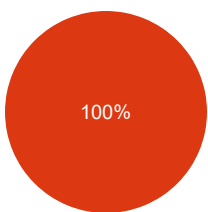
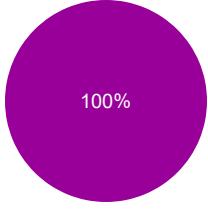
| 15 | The pace of the Course was appropriate | <table border="1"> <thead> <tr> <th>Choice</th> <th>Number</th> <th>Percentage</th> </tr> </thead> <tbody> <tr> <td>Strongly Agree</td> <td>0</td> <td>0%</td> </tr> <tr> <td>Agree</td> <td>2</td> <td>100%</td> </tr> <tr> <td>Uncertain</td> <td>0</td> <td>0%</td> </tr> <tr> <td>Disagree</td> <td>0</td> <td>0%</td> </tr> <tr> <td>Strongly Disagree</td> <td>0</td> <td>0%</td> </tr> </tbody> </table> | Choice | Number | Percentage | Strongly Agree | 0 | 0% | Agree | 2 | 100% | Uncertain | 0 | 0% | Disagree | 0 | 0% | Strongly Disagree | 0 | 0% |  <p>100%</p> <ul style="list-style-type: none"> ● Agree |
|-------------------|---|---|--------|--------|------------|----------------|---|-----|-------|---|------|-----------|---|----|----------|---|-----|-------------------|---|----|---|
| Choice | Number | Percentage | | | | | | | | | | | | | | | | | | | |
| Strongly Agree | 0 | 0% | | | | | | | | | | | | | | | | | | | |
| Agree | 2 | 100% | | | | | | | | | | | | | | | | | | | |
| Uncertain | 0 | 0% | | | | | | | | | | | | | | | | | | | |
| Disagree | 0 | 0% | | | | | | | | | | | | | | | | | | | |
| Strongly Disagree | 0 | 0% | | | | | | | | | | | | | | | | | | | |
| 16 | Ideas and concepts were presented clearly | <table border="1"> <thead> <tr> <th>Choice</th> <th>Number</th> <th>Percentage</th> </tr> </thead> <tbody> <tr> <td>Strongly Agree</td> <td>1</td> <td>50%</td> </tr> <tr> <td>Agree</td> <td>1</td> <td>50%</td> </tr> <tr> <td>Uncertain</td> <td>0</td> <td>0%</td> </tr> <tr> <td>Disagree</td> <td>0</td> <td>0%</td> </tr> <tr> <td>Strongly Disagree</td> <td>0</td> <td>0%</td> </tr> </tbody> </table> | Choice | Number | Percentage | Strongly Agree | 1 | 50% | Agree | 1 | 50% | Uncertain | 0 | 0% | Disagree | 0 | 0% | Strongly Disagree | 0 | 0% |  <ul style="list-style-type: none"> ● Stron... ● Agree |
| Choice | Number | Percentage | | | | | | | | | | | | | | | | | | | |
| Strongly Agree | 1 | 50% | | | | | | | | | | | | | | | | | | | |
| Agree | 1 | 50% | | | | | | | | | | | | | | | | | | | |
| Uncertain | 0 | 0% | | | | | | | | | | | | | | | | | | | |
| Disagree | 0 | 0% | | | | | | | | | | | | | | | | | | | |
| Strongly Disagree | 0 | 0% | | | | | | | | | | | | | | | | | | | |
| 17 | The method of assessment were reasonable | <table border="1"> <thead> <tr> <th>Choice</th> <th>Number</th> <th>Percentage</th> </tr> </thead> <tbody> <tr> <td>Strongly Agree</td> <td>1</td> <td>50%</td> </tr> <tr> <td>Agree</td> <td>1</td> <td>50%</td> </tr> <tr> <td>Uncertain</td> <td>0</td> <td>0%</td> </tr> <tr> <td>Disagree</td> <td>0</td> <td>0%</td> </tr> <tr> <td>Strongly Disagree</td> <td>0</td> <td>0%</td> </tr> </tbody> </table> | Choice | Number | Percentage | Strongly Agree | 1 | 50% | Agree | 1 | 50% | Uncertain | 0 | 0% | Disagree | 0 | 0% | Strongly Disagree | 0 | 0% |  <ul style="list-style-type: none"> ● Stron... ● Agree |
| Choice | Number | Percentage | | | | | | | | | | | | | | | | | | | |
| Strongly Agree | 1 | 50% | | | | | | | | | | | | | | | | | | | |
| Agree | 1 | 50% | | | | | | | | | | | | | | | | | | | |
| Uncertain | 0 | 0% | | | | | | | | | | | | | | | | | | | |
| Disagree | 0 | 0% | | | | | | | | | | | | | | | | | | | |
| Strongly Disagree | 0 | 0% | | | | | | | | | | | | | | | | | | | |
| 18 | Feedback on assessment was timely | <table border="1"> <thead> <tr> <th>Choice</th> <th>Number</th> <th>Percentage</th> </tr> </thead> <tbody> <tr> <td>Strongly Agree</td> <td>1</td> <td>50%</td> </tr> <tr> <td>Agree</td> <td>1</td> <td>50%</td> </tr> <tr> <td>Uncertain</td> <td>0</td> <td>0%</td> </tr> <tr> <td>Disagree</td> <td>0</td> <td>0%</td> </tr> <tr> <td>Strongly Disagree</td> <td>0</td> <td>0%</td> </tr> </tbody> </table> | Choice | Number | Percentage | Strongly Agree | 1 | 50% | Agree | 1 | 50% | Uncertain | 0 | 0% | Disagree | 0 | 0% | Strongly Disagree | 0 | 0% |  <ul style="list-style-type: none"> ● Stron... ● Agree |
| Choice | Number | Percentage | | | | | | | | | | | | | | | | | | | |
| Strongly Agree | 1 | 50% | | | | | | | | | | | | | | | | | | | |
| Agree | 1 | 50% | | | | | | | | | | | | | | | | | | | |
| Uncertain | 0 | 0% | | | | | | | | | | | | | | | | | | | |
| Disagree | 0 | 0% | | | | | | | | | | | | | | | | | | | |
| Strongly Disagree | 0 | 0% | | | | | | | | | | | | | | | | | | | |
| 19 | Feedback on assessment was helpful | <table border="1"> <thead> <tr> <th>Choice</th> <th>Number</th> <th>Percentage</th> </tr> </thead> <tbody> <tr> <td>Strongly Agree</td> <td>1</td> <td>50%</td> </tr> <tr> <td>Agree</td> <td>0</td> <td>0%</td> </tr> <tr> <td>Uncertain</td> <td>0</td> <td>0%</td> </tr> <tr> <td>Disagree</td> <td>1</td> <td>50%</td> </tr> <tr> <td>Strongly Disagree</td> <td>0</td> <td>0%</td> </tr> </tbody> </table> | Choice | Number | Percentage | Strongly Agree | 1 | 50% | Agree | 0 | 0% | Uncertain | 0 | 0% | Disagree | 1 | 50% | Strongly Disagree | 0 | 0% |  <ul style="list-style-type: none"> ● Stron... ● Disa... |
| Choice | Number | Percentage | | | | | | | | | | | | | | | | | | | |
| Strongly Agree | 1 | 50% | | | | | | | | | | | | | | | | | | | |
| Agree | 0 | 0% | | | | | | | | | | | | | | | | | | | |
| Uncertain | 0 | 0% | | | | | | | | | | | | | | | | | | | |
| Disagree | 1 | 50% | | | | | | | | | | | | | | | | | | | |
| Strongly Disagree | 0 | 0% | | | | | | | | | | | | | | | | | | | |

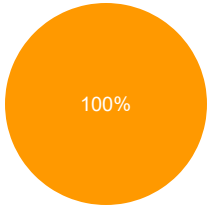
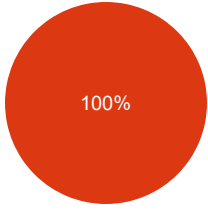
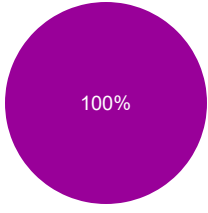
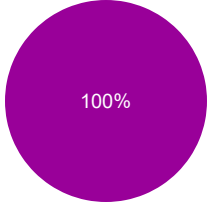
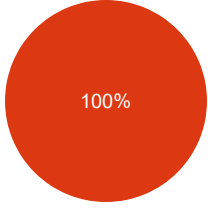
| 20 | I understood the lectures | <table border="1"> <thead> <tr> <th>Choice</th> <th>Number</th> <th>Percentage</th> </tr> </thead> <tbody> <tr> <td>Strongly Agree</td> <td>1</td> <td>50%</td> </tr> <tr> <td>Agree</td> <td>1</td> <td>50%</td> </tr> <tr> <td>Uncertain</td> <td>0</td> <td>0%</td> </tr> <tr> <td>Disagree</td> <td>0</td> <td>0%</td> </tr> <tr> <td>Strongly Disagree</td> <td>0</td> <td>0%</td> </tr> </tbody> </table> | Choice | Number | Percentage | Strongly Agree | 1 | 50% | Agree | 1 | 50% | Uncertain | 0 | 0% | Disagree | 0 | 0% | Strongly Disagree | 0 | 0% |  <p>● Stron... ● Agree</p> |
|-------------------|---|---|--------|--------|------------|----------------|---|-----|-------|---|------|-----------|---|-----|----------|---|----|-------------------|---|----|---|
| Choice | Number | Percentage | | | | | | | | | | | | | | | | | | | |
| Strongly Agree | 1 | 50% | | | | | | | | | | | | | | | | | | | |
| Agree | 1 | 50% | | | | | | | | | | | | | | | | | | | |
| Uncertain | 0 | 0% | | | | | | | | | | | | | | | | | | | |
| Disagree | 0 | 0% | | | | | | | | | | | | | | | | | | | |
| Strongly Disagree | 0 | 0% | | | | | | | | | | | | | | | | | | | |
| 21 | The material was well organized and presented | <table border="1"> <thead> <tr> <th>Choice</th> <th>Number</th> <th>Percentage</th> </tr> </thead> <tbody> <tr> <td>Strongly Agree</td> <td>1</td> <td>50%</td> </tr> <tr> <td>Agree</td> <td>1</td> <td>50%</td> </tr> <tr> <td>Uncertain</td> <td>0</td> <td>0%</td> </tr> <tr> <td>Disagree</td> <td>0</td> <td>0%</td> </tr> <tr> <td>Strongly Disagree</td> <td>0</td> <td>0%</td> </tr> </tbody> </table> | Choice | Number | Percentage | Strongly Agree | 1 | 50% | Agree | 1 | 50% | Uncertain | 0 | 0% | Disagree | 0 | 0% | Strongly Disagree | 0 | 0% |  <p>● Stron... ● Agree</p> |
| Choice | Number | Percentage | | | | | | | | | | | | | | | | | | | |
| Strongly Agree | 1 | 50% | | | | | | | | | | | | | | | | | | | |
| Agree | 1 | 50% | | | | | | | | | | | | | | | | | | | |
| Uncertain | 0 | 0% | | | | | | | | | | | | | | | | | | | |
| Disagree | 0 | 0% | | | | | | | | | | | | | | | | | | | |
| Strongly Disagree | 0 | 0% | | | | | | | | | | | | | | | | | | | |
| 22 | The instructor was responsive to student needs and problems | <table border="1"> <thead> <tr> <th>Choice</th> <th>Number</th> <th>Percentage</th> </tr> </thead> <tbody> <tr> <td>Strongly Agree</td> <td>1</td> <td>50%</td> </tr> <tr> <td>Agree</td> <td>1</td> <td>50%</td> </tr> <tr> <td>Uncertain</td> <td>0</td> <td>0%</td> </tr> <tr> <td>Disagree</td> <td>0</td> <td>0%</td> </tr> <tr> <td>Strongly Disagree</td> <td>0</td> <td>0%</td> </tr> </tbody> </table> | Choice | Number | Percentage | Strongly Agree | 1 | 50% | Agree | 1 | 50% | Uncertain | 0 | 0% | Disagree | 0 | 0% | Strongly Disagree | 0 | 0% |  <p>● Stron... ● Agree</p> |
| Choice | Number | Percentage | | | | | | | | | | | | | | | | | | | |
| Strongly Agree | 1 | 50% | | | | | | | | | | | | | | | | | | | |
| Agree | 1 | 50% | | | | | | | | | | | | | | | | | | | |
| Uncertain | 0 | 0% | | | | | | | | | | | | | | | | | | | |
| Disagree | 0 | 0% | | | | | | | | | | | | | | | | | | | |
| Strongly Disagree | 0 | 0% | | | | | | | | | | | | | | | | | | | |
| 23 | Had the instructor been regular throughout the course | <table border="1"> <thead> <tr> <th>Choice</th> <th>Number</th> <th>Percentage</th> </tr> </thead> <tbody> <tr> <td>Strongly Agree</td> <td>1</td> <td>50%</td> </tr> <tr> <td>Agree</td> <td>0</td> <td>0%</td> </tr> <tr> <td>Uncertain</td> <td>1</td> <td>50%</td> </tr> <tr> <td>Disagree</td> <td>0</td> <td>0%</td> </tr> <tr> <td>Strongly Disagree</td> <td>0</td> <td>0%</td> </tr> </tbody> </table> | Choice | Number | Percentage | Strongly Agree | 1 | 50% | Agree | 0 | 0% | Uncertain | 1 | 50% | Disagree | 0 | 0% | Strongly Disagree | 0 | 0% |  <p>● Stron... ● Unce...</p> |
| Choice | Number | Percentage | | | | | | | | | | | | | | | | | | | |
| Strongly Agree | 1 | 50% | | | | | | | | | | | | | | | | | | | |
| Agree | 0 | 0% | | | | | | | | | | | | | | | | | | | |
| Uncertain | 1 | 50% | | | | | | | | | | | | | | | | | | | |
| Disagree | 0 | 0% | | | | | | | | | | | | | | | | | | | |
| Strongly Disagree | 0 | 0% | | | | | | | | | | | | | | | | | | | |
| 24 | The material in the tutorials was useful | <table border="1"> <thead> <tr> <th>Choice</th> <th>Number</th> <th>Percentage</th> </tr> </thead> <tbody> <tr> <td>Strongly Agree</td> <td>0</td> <td>0%</td> </tr> <tr> <td>Agree</td> <td>2</td> <td>100%</td> </tr> <tr> <td>Uncertain</td> <td>0</td> <td>0%</td> </tr> <tr> <td>Disagree</td> <td>0</td> <td>0%</td> </tr> <tr> <td>Strongly Disagree</td> <td>0</td> <td>0%</td> </tr> </tbody> </table> | Choice | Number | Percentage | Strongly Agree | 0 | 0% | Agree | 2 | 100% | Uncertain | 0 | 0% | Disagree | 0 | 0% | Strongly Disagree | 0 | 0% |  <p>● Agree</p> |
| Choice | Number | Percentage | | | | | | | | | | | | | | | | | | | |
| Strongly Agree | 0 | 0% | | | | | | | | | | | | | | | | | | | |
| Agree | 2 | 100% | | | | | | | | | | | | | | | | | | | |
| Uncertain | 0 | 0% | | | | | | | | | | | | | | | | | | | |
| Disagree | 0 | 0% | | | | | | | | | | | | | | | | | | | |
| Strongly Disagree | 0 | 0% | | | | | | | | | | | | | | | | | | | |


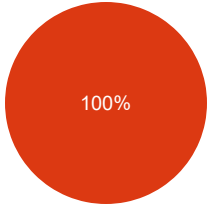
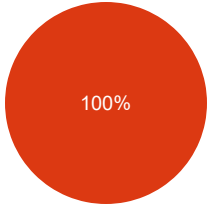
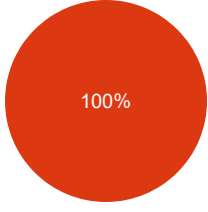
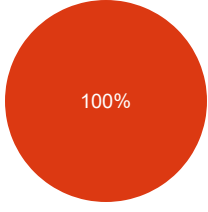
| 25 | I was happy with the amount of work needed for tutorials | <table border="1"> <thead> <tr> <th>Choice</th> <th>Number</th> <th>Percentage</th> </tr> </thead> <tbody> <tr> <td>Strongly Agree</td> <td>0</td> <td>0%</td> </tr> <tr> <td>Agree</td> <td>0</td> <td>0%</td> </tr> <tr> <td>Uncertain</td> <td>2</td> <td>100%</td> </tr> <tr> <td>Disagree</td> <td>0</td> <td>0%</td> </tr> <tr> <td>Strongly Disagree</td> <td>0</td> <td>0%</td> </tr> </tbody> </table> | Choice | Number | Percentage | Strongly Agree | 0 | 0% | Agree | 0 | 0% | Uncertain | 2 | 100% | Disagree | 0 | 0% | Strongly Disagree | 0 | 0% |  <p>100%</p> <ul style="list-style-type: none"> ● Unce... |
|-------------------|--|---|--------|--------|------------|----------------|---|-----|-------|---|------|-----------|---|------|----------|---|----|-------------------|---|----|--|
| Choice | Number | Percentage | | | | | | | | | | | | | | | | | | | |
| Strongly Agree | 0 | 0% | | | | | | | | | | | | | | | | | | | |
| Agree | 0 | 0% | | | | | | | | | | | | | | | | | | | |
| Uncertain | 2 | 100% | | | | | | | | | | | | | | | | | | | |
| Disagree | 0 | 0% | | | | | | | | | | | | | | | | | | | |
| Strongly Disagree | 0 | 0% | | | | | | | | | | | | | | | | | | | |
| 26 | The tutor dealt effectively with my problems | <table border="1"> <thead> <tr> <th>Choice</th> <th>Number</th> <th>Percentage</th> </tr> </thead> <tbody> <tr> <td>Strongly Agree</td> <td>0</td> <td>0%</td> </tr> <tr> <td>Agree</td> <td>1</td> <td>50%</td> </tr> <tr> <td>Uncertain</td> <td>1</td> <td>50%</td> </tr> <tr> <td>Disagree</td> <td>0</td> <td>0%</td> </tr> <tr> <td>Strongly Disagree</td> <td>0</td> <td>0%</td> </tr> </tbody> </table> | Choice | Number | Percentage | Strongly Agree | 0 | 0% | Agree | 1 | 50% | Uncertain | 1 | 50% | Disagree | 0 | 0% | Strongly Disagree | 0 | 0% |  <p>50% 50%</p> <ul style="list-style-type: none"> ● Agree ● Unce... |
| Choice | Number | Percentage | | | | | | | | | | | | | | | | | | | |
| Strongly Agree | 0 | 0% | | | | | | | | | | | | | | | | | | | |
| Agree | 1 | 50% | | | | | | | | | | | | | | | | | | | |
| Uncertain | 1 | 50% | | | | | | | | | | | | | | | | | | | |
| Disagree | 0 | 0% | | | | | | | | | | | | | | | | | | | |
| Strongly Disagree | 0 | 0% | | | | | | | | | | | | | | | | | | | |
| 27 | The material in the practicals was useful | <table border="1"> <thead> <tr> <th>Choice</th> <th>Number</th> <th>Percentage</th> </tr> </thead> <tbody> <tr> <td>Strongly Agree</td> <td>0</td> <td>0%</td> </tr> <tr> <td>Agree</td> <td>2</td> <td>100%</td> </tr> <tr> <td>Uncertain</td> <td>0</td> <td>0%</td> </tr> <tr> <td>Disagree</td> <td>0</td> <td>0%</td> </tr> <tr> <td>Strongly Disagree</td> <td>0</td> <td>0%</td> </tr> </tbody> </table> | Choice | Number | Percentage | Strongly Agree | 0 | 0% | Agree | 2 | 100% | Uncertain | 0 | 0% | Disagree | 0 | 0% | Strongly Disagree | 0 | 0% |  <p>100%</p> <ul style="list-style-type: none"> ● Agree |
| Choice | Number | Percentage | | | | | | | | | | | | | | | | | | | |
| Strongly Agree | 0 | 0% | | | | | | | | | | | | | | | | | | | |
| Agree | 2 | 100% | | | | | | | | | | | | | | | | | | | |
| Uncertain | 0 | 0% | | | | | | | | | | | | | | | | | | | |
| Disagree | 0 | 0% | | | | | | | | | | | | | | | | | | | |
| Strongly Disagree | 0 | 0% | | | | | | | | | | | | | | | | | | | |
| 28 | The demonstrators dealt effectively with my problems | <table border="1"> <thead> <tr> <th>Choice</th> <th>Number</th> <th>Percentage</th> </tr> </thead> <tbody> <tr> <td>Strongly Agree</td> <td>1</td> <td>50%</td> </tr> <tr> <td>Agree</td> <td>0</td> <td>0%</td> </tr> <tr> <td>Uncertain</td> <td>1</td> <td>50%</td> </tr> <tr> <td>Disagree</td> <td>0</td> <td>0%</td> </tr> <tr> <td>Strongly Disagree</td> <td>0</td> <td>0%</td> </tr> </tbody> </table> | Choice | Number | Percentage | Strongly Agree | 1 | 50% | Agree | 0 | 0% | Uncertain | 1 | 50% | Disagree | 0 | 0% | Strongly Disagree | 0 | 0% |  <p>50% 50%</p> <ul style="list-style-type: none"> ● Stron... ● Unce... |
| Choice | Number | Percentage | | | | | | | | | | | | | | | | | | | |
| Strongly Agree | 1 | 50% | | | | | | | | | | | | | | | | | | | |
| Agree | 0 | 0% | | | | | | | | | | | | | | | | | | | |
| Uncertain | 1 | 50% | | | | | | | | | | | | | | | | | | | |
| Disagree | 0 | 0% | | | | | | | | | | | | | | | | | | | |
| Strongly Disagree | 0 | 0% | | | | | | | | | | | | | | | | | | | |
| 29 | The best features of the Course were | Excellent good | | | | | | | | | | | | | | | | | | | |
| 30 | The Course could have been improved by | anything good | | | | | | | | | | | | | | | | | | | |
| 31 | The University does not tolerate discrimination on any irrelevant distinction (e.g. race, age, gender) and is committed to work with diversity in a wholly positive way. Please indicate below anything in relation to this Course which may run counter to this objective | Nothing good | | | | | | | | | | | | | | | | | | | |

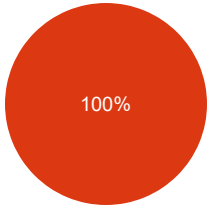
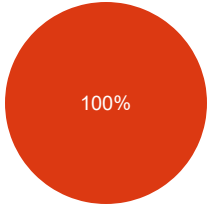
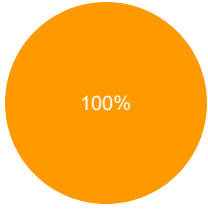
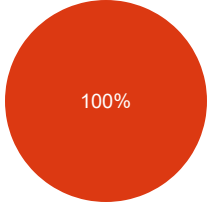
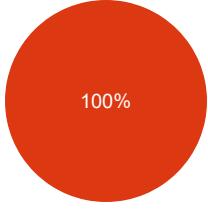
Course Evaluation - Program: 0268

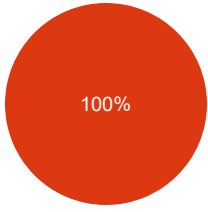
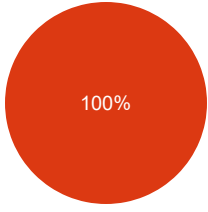

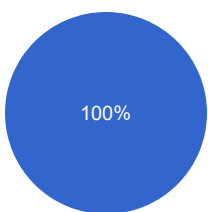
| Teacher Name: MUHAMMAD KAMRAN | | Course ID: MTS-104 Course Title: Business Mathematics | | Session: 2017 Fall | | | | | | | | | | | | | | | | | | | |
|-------------------------------|--|---|--------|--------------------|------------|----------------|---|------|-------|---|------|-----------|---|----|----------|---|------|-------------------|---|----|---|--|--|
| Shift: Morning -- Section: C | | Total Strength: 14 | | Attempted: 1 | | | | | | | | | | | | | | | | | | | |
| S.No | Question | Opinions | | | Chart | | | | | | | | | | | | | | | | | | |
| 1 | The course objectives were clear | <table border="1"> <thead> <tr> <th>Choice</th> <th>Number</th> <th>Percentage</th> </tr> </thead> <tbody> <tr> <td>Strongly Agree</td> <td>0</td> <td>0%</td> </tr> <tr> <td>Agree</td> <td>0</td> <td>0%</td> </tr> <tr> <td>Uncertain</td> <td>0</td> <td>0%</td> </tr> <tr> <td>Disagree</td> <td>1</td> <td>100%</td> </tr> <tr> <td>Strongly Disagree</td> <td>0</td> <td>0%</td> </tr> </tbody> </table> | Choice | Number | Percentage | Strongly Agree | 0 | 0% | Agree | 0 | 0% | Uncertain | 0 | 0% | Disagree | 1 | 100% | Strongly Disagree | 0 | 0% |  <p>100%</p> <p>● Disa...</p> | | |
| Choice | Number | Percentage | | | | | | | | | | | | | | | | | | | | | |
| Strongly Agree | 0 | 0% | | | | | | | | | | | | | | | | | | | | | |
| Agree | 0 | 0% | | | | | | | | | | | | | | | | | | | | | |
| Uncertain | 0 | 0% | | | | | | | | | | | | | | | | | | | | | |
| Disagree | 1 | 100% | | | | | | | | | | | | | | | | | | | | | |
| Strongly Disagree | 0 | 0% | | | | | | | | | | | | | | | | | | | | | |
| 2 | The Course workload was manageable | <table border="1"> <thead> <tr> <th>Choice</th> <th>Number</th> <th>Percentage</th> </tr> </thead> <tbody> <tr> <td>Strongly Agree</td> <td>0</td> <td>0%</td> </tr> <tr> <td>Agree</td> <td>1</td> <td>100%</td> </tr> <tr> <td>Uncertain</td> <td>0</td> <td>0%</td> </tr> <tr> <td>Disagree</td> <td>0</td> <td>0%</td> </tr> <tr> <td>Strongly Disagree</td> <td>0</td> <td>0%</td> </tr> </tbody> </table> | Choice | Number | Percentage | Strongly Agree | 0 | 0% | Agree | 1 | 100% | Uncertain | 0 | 0% | Disagree | 0 | 0% | Strongly Disagree | 0 | 0% |  <p>100%</p> <p>● Agree</p> | | |
| Choice | Number | Percentage | | | | | | | | | | | | | | | | | | | | | |
| Strongly Agree | 0 | 0% | | | | | | | | | | | | | | | | | | | | | |
| Agree | 1 | 100% | | | | | | | | | | | | | | | | | | | | | |
| Uncertain | 0 | 0% | | | | | | | | | | | | | | | | | | | | | |
| Disagree | 0 | 0% | | | | | | | | | | | | | | | | | | | | | |
| Strongly Disagree | 0 | 0% | | | | | | | | | | | | | | | | | | | | | |
| 3 | The Course was well organized (e.g. timely access to materials, notification of changes, etc.) | <table border="1"> <thead> <tr> <th>Choice</th> <th>Number</th> <th>Percentage</th> </tr> </thead> <tbody> <tr> <td>Strongly Agree</td> <td>0</td> <td>0%</td> </tr> <tr> <td>Agree</td> <td>1</td> <td>100%</td> </tr> <tr> <td>Uncertain</td> <td>0</td> <td>0%</td> </tr> <tr> <td>Disagree</td> <td>0</td> <td>0%</td> </tr> <tr> <td>Strongly Disagree</td> <td>0</td> <td>0%</td> </tr> </tbody> </table> | Choice | Number | Percentage | Strongly Agree | 0 | 0% | Agree | 1 | 100% | Uncertain | 0 | 0% | Disagree | 0 | 0% | Strongly Disagree | 0 | 0% |  <p>100%</p> <p>● Agree</p> | | |
| Choice | Number | Percentage | | | | | | | | | | | | | | | | | | | | | |
| Strongly Agree | 0 | 0% | | | | | | | | | | | | | | | | | | | | | |
| Agree | 1 | 100% | | | | | | | | | | | | | | | | | | | | | |
| Uncertain | 0 | 0% | | | | | | | | | | | | | | | | | | | | | |
| Disagree | 0 | 0% | | | | | | | | | | | | | | | | | | | | | |
| Strongly Disagree | 0 | 0% | | | | | | | | | | | | | | | | | | | | | |
| 4 | I participated actively in the Course | <table border="1"> <thead> <tr> <th>Choice</th> <th>Number</th> <th>Percentage</th> </tr> </thead> <tbody> <tr> <td>Strongly Agree</td> <td>1</td> <td>100%</td> </tr> <tr> <td>Agree</td> <td>0</td> <td>0%</td> </tr> <tr> <td>Uncertain</td> <td>0</td> <td>0%</td> </tr> <tr> <td>Disagree</td> <td>0</td> <td>0%</td> </tr> <tr> <td>Strongly Disagree</td> <td>0</td> <td>0%</td> </tr> </tbody> </table> | Choice | Number | Percentage | Strongly Agree | 1 | 100% | Agree | 0 | 0% | Uncertain | 0 | 0% | Disagree | 0 | 0% | Strongly Disagree | 0 | 0% |  <p>100%</p> <p>● Stron...</p> | | |
| Choice | Number | Percentage | | | | | | | | | | | | | | | | | | | | | |
| Strongly Agree | 1 | 100% | | | | | | | | | | | | | | | | | | | | | |
| Agree | 0 | 0% | | | | | | | | | | | | | | | | | | | | | |
| Uncertain | 0 | 0% | | | | | | | | | | | | | | | | | | | | | |
| Disagree | 0 | 0% | | | | | | | | | | | | | | | | | | | | | |
| Strongly Disagree | 0 | 0% | | | | | | | | | | | | | | | | | | | | | |

| 5 | I think I have made progress in this Course | <table border="1"> <thead> <tr> <th>Choice</th> <th>Number</th> <th>Percentage</th> </tr> </thead> <tbody> <tr> <td>Strongly Agree</td> <td>0</td> <td>0%</td> </tr> <tr> <td>Agree</td> <td>1</td> <td>100%</td> </tr> <tr> <td>Uncertain</td> <td>0</td> <td>0%</td> </tr> <tr> <td>Disagree</td> <td>0</td> <td>0%</td> </tr> <tr> <td>Strongly Disagree</td> <td>0</td> <td>0%</td> </tr> </tbody> </table> | Choice | Number | Percentage | Strongly Agree | 0 | 0% | Agree | 1 | 100% | Uncertain | 0 | 0% | Disagree | 0 | 0% | Strongly Disagree | 0 | 0% |  <p>100%</p> <p>● Agree</p> |
|-------------------|---|---|--------|--------|------------|----------------|---|----|-------|---|------|-----------|---|------|----------|---|----|-------------------|---|------|---|
| Choice | Number | Percentage | | | | | | | | | | | | | | | | | | | |
| Strongly Agree | 0 | 0% | | | | | | | | | | | | | | | | | | | |
| Agree | 1 | 100% | | | | | | | | | | | | | | | | | | | |
| Uncertain | 0 | 0% | | | | | | | | | | | | | | | | | | | |
| Disagree | 0 | 0% | | | | | | | | | | | | | | | | | | | |
| Strongly Disagree | 0 | 0% | | | | | | | | | | | | | | | | | | | |
| 6 | I think the Course was well structured to achieve the learning outcomes (there was a good balance of lectures, tutorials, practical etc.) | <table border="1"> <thead> <tr> <th>Choice</th> <th>Number</th> <th>Percentage</th> </tr> </thead> <tbody> <tr> <td>Strongly Agree</td> <td>0</td> <td>0%</td> </tr> <tr> <td>Agree</td> <td>0</td> <td>0%</td> </tr> <tr> <td>Uncertain</td> <td>1</td> <td>100%</td> </tr> <tr> <td>Disagree</td> <td>0</td> <td>0%</td> </tr> <tr> <td>Strongly Disagree</td> <td>0</td> <td>0%</td> </tr> </tbody> </table> | Choice | Number | Percentage | Strongly Agree | 0 | 0% | Agree | 0 | 0% | Uncertain | 1 | 100% | Disagree | 0 | 0% | Strongly Disagree | 0 | 0% |  <p>100%</p> <p>● Unce...</p> |
| Choice | Number | Percentage | | | | | | | | | | | | | | | | | | | |
| Strongly Agree | 0 | 0% | | | | | | | | | | | | | | | | | | | |
| Agree | 0 | 0% | | | | | | | | | | | | | | | | | | | |
| Uncertain | 1 | 100% | | | | | | | | | | | | | | | | | | | |
| Disagree | 0 | 0% | | | | | | | | | | | | | | | | | | | |
| Strongly Disagree | 0 | 0% | | | | | | | | | | | | | | | | | | | |
| 7 | The learning and teaching methods encouraged participation | <table border="1"> <thead> <tr> <th>Choice</th> <th>Number</th> <th>Percentage</th> </tr> </thead> <tbody> <tr> <td>Strongly Agree</td> <td>0</td> <td>0%</td> </tr> <tr> <td>Agree</td> <td>1</td> <td>100%</td> </tr> <tr> <td>Uncertain</td> <td>0</td> <td>0%</td> </tr> <tr> <td>Disagree</td> <td>0</td> <td>0%</td> </tr> <tr> <td>Strongly Disagree</td> <td>0</td> <td>0%</td> </tr> </tbody> </table> | Choice | Number | Percentage | Strongly Agree | 0 | 0% | Agree | 1 | 100% | Uncertain | 0 | 0% | Disagree | 0 | 0% | Strongly Disagree | 0 | 0% |  <p>100%</p> <p>● Agree</p> |
| Choice | Number | Percentage | | | | | | | | | | | | | | | | | | | |
| Strongly Agree | 0 | 0% | | | | | | | | | | | | | | | | | | | |
| Agree | 1 | 100% | | | | | | | | | | | | | | | | | | | |
| Uncertain | 0 | 0% | | | | | | | | | | | | | | | | | | | |
| Disagree | 0 | 0% | | | | | | | | | | | | | | | | | | | |
| Strongly Disagree | 0 | 0% | | | | | | | | | | | | | | | | | | | |
| 8 | The overall environment in the class was conducive to learning | <table border="1"> <thead> <tr> <th>Choice</th> <th>Number</th> <th>Percentage</th> </tr> </thead> <tbody> <tr> <td>Strongly Agree</td> <td>0</td> <td>0%</td> </tr> <tr> <td>Agree</td> <td>1</td> <td>100%</td> </tr> <tr> <td>Uncertain</td> <td>0</td> <td>0%</td> </tr> <tr> <td>Disagree</td> <td>0</td> <td>0%</td> </tr> <tr> <td>Strongly Disagree</td> <td>0</td> <td>0%</td> </tr> </tbody> </table> | Choice | Number | Percentage | Strongly Agree | 0 | 0% | Agree | 1 | 100% | Uncertain | 0 | 0% | Disagree | 0 | 0% | Strongly Disagree | 0 | 0% |  <p>100%</p> <p>● Agree</p> |
| Choice | Number | Percentage | | | | | | | | | | | | | | | | | | | |
| Strongly Agree | 0 | 0% | | | | | | | | | | | | | | | | | | | |
| Agree | 1 | 100% | | | | | | | | | | | | | | | | | | | |
| Uncertain | 0 | 0% | | | | | | | | | | | | | | | | | | | |
| Disagree | 0 | 0% | | | | | | | | | | | | | | | | | | | |
| Strongly Disagree | 0 | 0% | | | | | | | | | | | | | | | | | | | |
| 9 | Classrooms were satisfactory | <table border="1"> <thead> <tr> <th>Choice</th> <th>Number</th> <th>Percentage</th> </tr> </thead> <tbody> <tr> <td>Strongly Agree</td> <td>0</td> <td>0%</td> </tr> <tr> <td>Agree</td> <td>0</td> <td>0%</td> </tr> <tr> <td>Uncertain</td> <td>0</td> <td>0%</td> </tr> <tr> <td>Disagree</td> <td>0</td> <td>0%</td> </tr> <tr> <td>Strongly Disagree</td> <td>1</td> <td>100%</td> </tr> </tbody> </table> | Choice | Number | Percentage | Strongly Agree | 0 | 0% | Agree | 0 | 0% | Uncertain | 0 | 0% | Disagree | 0 | 0% | Strongly Disagree | 1 | 100% |  <p>100%</p> <p>● Stron...</p> |
| Choice | Number | Percentage | | | | | | | | | | | | | | | | | | | |
| Strongly Agree | 0 | 0% | | | | | | | | | | | | | | | | | | | |
| Agree | 0 | 0% | | | | | | | | | | | | | | | | | | | |
| Uncertain | 0 | 0% | | | | | | | | | | | | | | | | | | | |
| Disagree | 0 | 0% | | | | | | | | | | | | | | | | | | | |
| Strongly Disagree | 1 | 100% | | | | | | | | | | | | | | | | | | | |

| 10 | Learning materials (Lesson Plans, Course Notes etc.) were relevant and useful | <table border="1"> <thead> <tr> <th>Choice</th> <th>Number</th> <th>Percentage</th> </tr> </thead> <tbody> <tr> <td>Strongly Agree</td> <td>0</td> <td>0%</td> </tr> <tr> <td>Agree</td> <td>0</td> <td>0%</td> </tr> <tr> <td>Uncertain</td> <td>1</td> <td>100%</td> </tr> <tr> <td>Disagree</td> <td>0</td> <td>0%</td> </tr> <tr> <td>Strongly Disagree</td> <td>0</td> <td>0%</td> </tr> </tbody> </table> | Choice | Number | Percentage | Strongly Agree | 0 | 0% | Agree | 0 | 0% | Uncertain | 1 | 100% | Disagree | 0 | 0% | Strongly Disagree | 0 | 0% |  <p>● Unce...</p> |
|-------------------|--|---|--------|--------|------------|----------------|---|----|-------|---|------|-----------|---|------|----------|---|----|-------------------|---|------|---|
| Choice | Number | Percentage | | | | | | | | | | | | | | | | | | | |
| Strongly Agree | 0 | 0% | | | | | | | | | | | | | | | | | | | |
| Agree | 0 | 0% | | | | | | | | | | | | | | | | | | | |
| Uncertain | 1 | 100% | | | | | | | | | | | | | | | | | | | |
| Disagree | 0 | 0% | | | | | | | | | | | | | | | | | | | |
| Strongly Disagree | 0 | 0% | | | | | | | | | | | | | | | | | | | |
| 11 | Recommended reading Books etc. were relevant and appropriate | <table border="1"> <thead> <tr> <th>Choice</th> <th>Number</th> <th>Percentage</th> </tr> </thead> <tbody> <tr> <td>Strongly Agree</td> <td>0</td> <td>0%</td> </tr> <tr> <td>Agree</td> <td>1</td> <td>100%</td> </tr> <tr> <td>Uncertain</td> <td>0</td> <td>0%</td> </tr> <tr> <td>Disagree</td> <td>0</td> <td>0%</td> </tr> <tr> <td>Strongly Disagree</td> <td>0</td> <td>0%</td> </tr> </tbody> </table> | Choice | Number | Percentage | Strongly Agree | 0 | 0% | Agree | 1 | 100% | Uncertain | 0 | 0% | Disagree | 0 | 0% | Strongly Disagree | 0 | 0% |  <p>● Agree</p> |
| Choice | Number | Percentage | | | | | | | | | | | | | | | | | | | |
| Strongly Agree | 0 | 0% | | | | | | | | | | | | | | | | | | | |
| Agree | 1 | 100% | | | | | | | | | | | | | | | | | | | |
| Uncertain | 0 | 0% | | | | | | | | | | | | | | | | | | | |
| Disagree | 0 | 0% | | | | | | | | | | | | | | | | | | | |
| Strongly Disagree | 0 | 0% | | | | | | | | | | | | | | | | | | | |
| 12 | The provision of learning resources in the library was adequate and appropriate | <table border="1"> <thead> <tr> <th>Choice</th> <th>Number</th> <th>Percentage</th> </tr> </thead> <tbody> <tr> <td>Strongly Agree</td> <td>0</td> <td>0%</td> </tr> <tr> <td>Agree</td> <td>0</td> <td>0%</td> </tr> <tr> <td>Uncertain</td> <td>0</td> <td>0%</td> </tr> <tr> <td>Disagree</td> <td>0</td> <td>0%</td> </tr> <tr> <td>Strongly Disagree</td> <td>1</td> <td>100%</td> </tr> </tbody> </table> | Choice | Number | Percentage | Strongly Agree | 0 | 0% | Agree | 0 | 0% | Uncertain | 0 | 0% | Disagree | 0 | 0% | Strongly Disagree | 1 | 100% |  <p>● Stron...</p> |
| Choice | Number | Percentage | | | | | | | | | | | | | | | | | | | |
| Strongly Agree | 0 | 0% | | | | | | | | | | | | | | | | | | | |
| Agree | 0 | 0% | | | | | | | | | | | | | | | | | | | |
| Uncertain | 0 | 0% | | | | | | | | | | | | | | | | | | | |
| Disagree | 0 | 0% | | | | | | | | | | | | | | | | | | | |
| Strongly Disagree | 1 | 100% | | | | | | | | | | | | | | | | | | | |
| 13 | The provision of learning resources on the Web was adequate and appropriate (if relevant) | <table border="1"> <thead> <tr> <th>Choice</th> <th>Number</th> <th>Percentage</th> </tr> </thead> <tbody> <tr> <td>Strongly Agree</td> <td>0</td> <td>0%</td> </tr> <tr> <td>Agree</td> <td>0</td> <td>0%</td> </tr> <tr> <td>Uncertain</td> <td>0</td> <td>0%</td> </tr> <tr> <td>Disagree</td> <td>0</td> <td>0%</td> </tr> <tr> <td>Strongly Disagree</td> <td>1</td> <td>100%</td> </tr> </tbody> </table> | Choice | Number | Percentage | Strongly Agree | 0 | 0% | Agree | 0 | 0% | Uncertain | 0 | 0% | Disagree | 0 | 0% | Strongly Disagree | 1 | 100% |  <p>● Stron...</p> |
| Choice | Number | Percentage | | | | | | | | | | | | | | | | | | | |
| Strongly Agree | 0 | 0% | | | | | | | | | | | | | | | | | | | |
| Agree | 0 | 0% | | | | | | | | | | | | | | | | | | | |
| Uncertain | 0 | 0% | | | | | | | | | | | | | | | | | | | |
| Disagree | 0 | 0% | | | | | | | | | | | | | | | | | | | |
| Strongly Disagree | 1 | 100% | | | | | | | | | | | | | | | | | | | |
| 14 | The Course stimulated my interest and thought on the subject area | <table border="1"> <thead> <tr> <th>Choice</th> <th>Number</th> <th>Percentage</th> </tr> </thead> <tbody> <tr> <td>Strongly Agree</td> <td>0</td> <td>0%</td> </tr> <tr> <td>Agree</td> <td>1</td> <td>100%</td> </tr> <tr> <td>Uncertain</td> <td>0</td> <td>0%</td> </tr> <tr> <td>Disagree</td> <td>0</td> <td>0%</td> </tr> <tr> <td>Strongly Disagree</td> <td>0</td> <td>0%</td> </tr> </tbody> </table> | Choice | Number | Percentage | Strongly Agree | 0 | 0% | Agree | 1 | 100% | Uncertain | 0 | 0% | Disagree | 0 | 0% | Strongly Disagree | 0 | 0% |  <p>● Agree</p> |
| Choice | Number | Percentage | | | | | | | | | | | | | | | | | | | |
| Strongly Agree | 0 | 0% | | | | | | | | | | | | | | | | | | | |
| Agree | 1 | 100% | | | | | | | | | | | | | | | | | | | |
| Uncertain | 0 | 0% | | | | | | | | | | | | | | | | | | | |
| Disagree | 0 | 0% | | | | | | | | | | | | | | | | | | | |
| Strongly Disagree | 0 | 0% | | | | | | | | | | | | | | | | | | | |

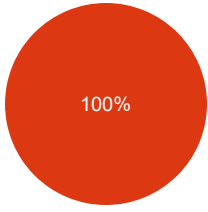
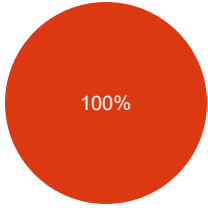
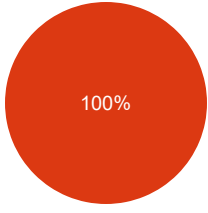
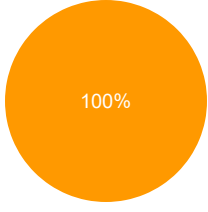
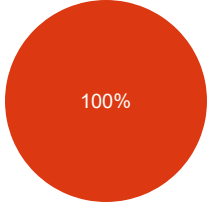
| 15 | The pace of the Course was appropriate | <table border="1"> <thead> <tr> <th>Choice</th> <th>Number</th> <th>Percentage</th> </tr> </thead> <tbody> <tr> <td>Strongly Agree</td> <td>1</td> <td>100%</td> </tr> <tr> <td>Agree</td> <td>0</td> <td>0%</td> </tr> <tr> <td>Uncertain</td> <td>0</td> <td>0%</td> </tr> <tr> <td>Disagree</td> <td>0</td> <td>0%</td> </tr> <tr> <td>Strongly Disagree</td> <td>0</td> <td>0%</td> </tr> </tbody> </table> | Choice | Number | Percentage | Strongly Agree | 1 | 100% | Agree | 0 | 0% | Uncertain | 0 | 0% | Disagree | 0 | 0% | Strongly Disagree | 0 | 0% |  <p>● Stron...</p> |
|-------------------|---|---|--------|--------|------------|----------------|---|------|-------|---|------|-----------|---|----|----------|---|----|-------------------|---|----|--|
| Choice | Number | Percentage | | | | | | | | | | | | | | | | | | | |
| Strongly Agree | 1 | 100% | | | | | | | | | | | | | | | | | | | |
| Agree | 0 | 0% | | | | | | | | | | | | | | | | | | | |
| Uncertain | 0 | 0% | | | | | | | | | | | | | | | | | | | |
| Disagree | 0 | 0% | | | | | | | | | | | | | | | | | | | |
| Strongly Disagree | 0 | 0% | | | | | | | | | | | | | | | | | | | |
| 16 | Ideas and concepts were presented clearly | <table border="1"> <thead> <tr> <th>Choice</th> <th>Number</th> <th>Percentage</th> </tr> </thead> <tbody> <tr> <td>Strongly Agree</td> <td>0</td> <td>0%</td> </tr> <tr> <td>Agree</td> <td>1</td> <td>100%</td> </tr> <tr> <td>Uncertain</td> <td>0</td> <td>0%</td> </tr> <tr> <td>Disagree</td> <td>0</td> <td>0%</td> </tr> <tr> <td>Strongly Disagree</td> <td>0</td> <td>0%</td> </tr> </tbody> </table> | Choice | Number | Percentage | Strongly Agree | 0 | 0% | Agree | 1 | 100% | Uncertain | 0 | 0% | Disagree | 0 | 0% | Strongly Disagree | 0 | 0% |  <p>● Agree</p> |
| Choice | Number | Percentage | | | | | | | | | | | | | | | | | | | |
| Strongly Agree | 0 | 0% | | | | | | | | | | | | | | | | | | | |
| Agree | 1 | 100% | | | | | | | | | | | | | | | | | | | |
| Uncertain | 0 | 0% | | | | | | | | | | | | | | | | | | | |
| Disagree | 0 | 0% | | | | | | | | | | | | | | | | | | | |
| Strongly Disagree | 0 | 0% | | | | | | | | | | | | | | | | | | | |
| 17 | The method of assessment were reasonable | <table border="1"> <thead> <tr> <th>Choice</th> <th>Number</th> <th>Percentage</th> </tr> </thead> <tbody> <tr> <td>Strongly Agree</td> <td>0</td> <td>0%</td> </tr> <tr> <td>Agree</td> <td>1</td> <td>100%</td> </tr> <tr> <td>Uncertain</td> <td>0</td> <td>0%</td> </tr> <tr> <td>Disagree</td> <td>0</td> <td>0%</td> </tr> <tr> <td>Strongly Disagree</td> <td>0</td> <td>0%</td> </tr> </tbody> </table> | Choice | Number | Percentage | Strongly Agree | 0 | 0% | Agree | 1 | 100% | Uncertain | 0 | 0% | Disagree | 0 | 0% | Strongly Disagree | 0 | 0% |  <p>● Agree</p> |
| Choice | Number | Percentage | | | | | | | | | | | | | | | | | | | |
| Strongly Agree | 0 | 0% | | | | | | | | | | | | | | | | | | | |
| Agree | 1 | 100% | | | | | | | | | | | | | | | | | | | |
| Uncertain | 0 | 0% | | | | | | | | | | | | | | | | | | | |
| Disagree | 0 | 0% | | | | | | | | | | | | | | | | | | | |
| Strongly Disagree | 0 | 0% | | | | | | | | | | | | | | | | | | | |
| 18 | Feedback on assessment was timely | <table border="1"> <thead> <tr> <th>Choice</th> <th>Number</th> <th>Percentage</th> </tr> </thead> <tbody> <tr> <td>Strongly Agree</td> <td>0</td> <td>0%</td> </tr> <tr> <td>Agree</td> <td>1</td> <td>100%</td> </tr> <tr> <td>Uncertain</td> <td>0</td> <td>0%</td> </tr> <tr> <td>Disagree</td> <td>0</td> <td>0%</td> </tr> <tr> <td>Strongly Disagree</td> <td>0</td> <td>0%</td> </tr> </tbody> </table> | Choice | Number | Percentage | Strongly Agree | 0 | 0% | Agree | 1 | 100% | Uncertain | 0 | 0% | Disagree | 0 | 0% | Strongly Disagree | 0 | 0% |  <p>● Agree</p> |
| Choice | Number | Percentage | | | | | | | | | | | | | | | | | | | |
| Strongly Agree | 0 | 0% | | | | | | | | | | | | | | | | | | | |
| Agree | 1 | 100% | | | | | | | | | | | | | | | | | | | |
| Uncertain | 0 | 0% | | | | | | | | | | | | | | | | | | | |
| Disagree | 0 | 0% | | | | | | | | | | | | | | | | | | | |
| Strongly Disagree | 0 | 0% | | | | | | | | | | | | | | | | | | | |
| 19 | Feedback on assessment was helpful | <table border="1"> <thead> <tr> <th>Choice</th> <th>Number</th> <th>Percentage</th> </tr> </thead> <tbody> <tr> <td>Strongly Agree</td> <td>0</td> <td>0%</td> </tr> <tr> <td>Agree</td> <td>1</td> <td>100%</td> </tr> <tr> <td>Uncertain</td> <td>0</td> <td>0%</td> </tr> <tr> <td>Disagree</td> <td>0</td> <td>0%</td> </tr> <tr> <td>Strongly Disagree</td> <td>0</td> <td>0%</td> </tr> </tbody> </table> | Choice | Number | Percentage | Strongly Agree | 0 | 0% | Agree | 1 | 100% | Uncertain | 0 | 0% | Disagree | 0 | 0% | Strongly Disagree | 0 | 0% |  <p>● Agree</p> |
| Choice | Number | Percentage | | | | | | | | | | | | | | | | | | | |
| Strongly Agree | 0 | 0% | | | | | | | | | | | | | | | | | | | |
| Agree | 1 | 100% | | | | | | | | | | | | | | | | | | | |
| Uncertain | 0 | 0% | | | | | | | | | | | | | | | | | | | |
| Disagree | 0 | 0% | | | | | | | | | | | | | | | | | | | |
| Strongly Disagree | 0 | 0% | | | | | | | | | | | | | | | | | | | |

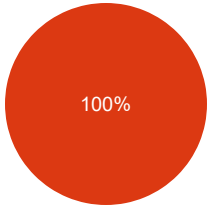
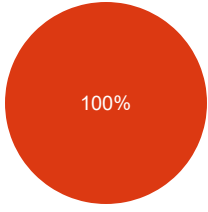
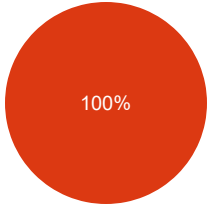
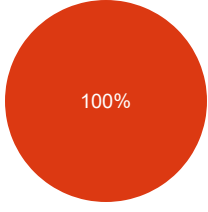
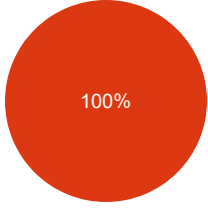
| 20 | I understood the lectures | <table border="1"> <thead> <tr> <th>Choice</th> <th>Number</th> <th>Percentage</th> </tr> </thead> <tbody> <tr> <td>Strongly Agree</td> <td>0</td> <td>0%</td> </tr> <tr> <td>Agree</td> <td>1</td> <td>100%</td> </tr> <tr> <td>Uncertain</td> <td>0</td> <td>0%</td> </tr> <tr> <td>Disagree</td> <td>0</td> <td>0%</td> </tr> <tr> <td>Strongly Disagree</td> <td>0</td> <td>0%</td> </tr> </tbody> </table> | Choice | Number | Percentage | Strongly Agree | 0 | 0% | Agree | 1 | 100% | Uncertain | 0 | 0% | Disagree | 0 | 0% | Strongly Disagree | 0 | 0% |  <p>● Agree</p> |
|-------------------|---|---|--------|--------|------------|----------------|---|----|-------|---|------|-----------|---|------|----------|---|----|-------------------|---|----|---|
| Choice | Number | Percentage | | | | | | | | | | | | | | | | | | | |
| Strongly Agree | 0 | 0% | | | | | | | | | | | | | | | | | | | |
| Agree | 1 | 100% | | | | | | | | | | | | | | | | | | | |
| Uncertain | 0 | 0% | | | | | | | | | | | | | | | | | | | |
| Disagree | 0 | 0% | | | | | | | | | | | | | | | | | | | |
| Strongly Disagree | 0 | 0% | | | | | | | | | | | | | | | | | | | |
| 21 | The material was well organized and presented | <table border="1"> <thead> <tr> <th>Choice</th> <th>Number</th> <th>Percentage</th> </tr> </thead> <tbody> <tr> <td>Strongly Agree</td> <td>0</td> <td>0%</td> </tr> <tr> <td>Agree</td> <td>1</td> <td>100%</td> </tr> <tr> <td>Uncertain</td> <td>0</td> <td>0%</td> </tr> <tr> <td>Disagree</td> <td>0</td> <td>0%</td> </tr> <tr> <td>Strongly Disagree</td> <td>0</td> <td>0%</td> </tr> </tbody> </table> | Choice | Number | Percentage | Strongly Agree | 0 | 0% | Agree | 1 | 100% | Uncertain | 0 | 0% | Disagree | 0 | 0% | Strongly Disagree | 0 | 0% |  <p>● Agree</p> |
| Choice | Number | Percentage | | | | | | | | | | | | | | | | | | | |
| Strongly Agree | 0 | 0% | | | | | | | | | | | | | | | | | | | |
| Agree | 1 | 100% | | | | | | | | | | | | | | | | | | | |
| Uncertain | 0 | 0% | | | | | | | | | | | | | | | | | | | |
| Disagree | 0 | 0% | | | | | | | | | | | | | | | | | | | |
| Strongly Disagree | 0 | 0% | | | | | | | | | | | | | | | | | | | |
| 22 | The instructor was responsive to student needs and problems | <table border="1"> <thead> <tr> <th>Choice</th> <th>Number</th> <th>Percentage</th> </tr> </thead> <tbody> <tr> <td>Strongly Agree</td> <td>0</td> <td>0%</td> </tr> <tr> <td>Agree</td> <td>0</td> <td>0%</td> </tr> <tr> <td>Uncertain</td> <td>1</td> <td>100%</td> </tr> <tr> <td>Disagree</td> <td>0</td> <td>0%</td> </tr> <tr> <td>Strongly Disagree</td> <td>0</td> <td>0%</td> </tr> </tbody> </table> | Choice | Number | Percentage | Strongly Agree | 0 | 0% | Agree | 0 | 0% | Uncertain | 1 | 100% | Disagree | 0 | 0% | Strongly Disagree | 0 | 0% |  <p>● Unce...</p> |
| Choice | Number | Percentage | | | | | | | | | | | | | | | | | | | |
| Strongly Agree | 0 | 0% | | | | | | | | | | | | | | | | | | | |
| Agree | 0 | 0% | | | | | | | | | | | | | | | | | | | |
| Uncertain | 1 | 100% | | | | | | | | | | | | | | | | | | | |
| Disagree | 0 | 0% | | | | | | | | | | | | | | | | | | | |
| Strongly Disagree | 0 | 0% | | | | | | | | | | | | | | | | | | | |
| 23 | Had the instructor been regular throughout the course | <table border="1"> <thead> <tr> <th>Choice</th> <th>Number</th> <th>Percentage</th> </tr> </thead> <tbody> <tr> <td>Strongly Agree</td> <td>0</td> <td>0%</td> </tr> <tr> <td>Agree</td> <td>1</td> <td>100%</td> </tr> <tr> <td>Uncertain</td> <td>0</td> <td>0%</td> </tr> <tr> <td>Disagree</td> <td>0</td> <td>0%</td> </tr> <tr> <td>Strongly Disagree</td> <td>0</td> <td>0%</td> </tr> </tbody> </table> | Choice | Number | Percentage | Strongly Agree | 0 | 0% | Agree | 1 | 100% | Uncertain | 0 | 0% | Disagree | 0 | 0% | Strongly Disagree | 0 | 0% |  <p>● Agree</p> |
| Choice | Number | Percentage | | | | | | | | | | | | | | | | | | | |
| Strongly Agree | 0 | 0% | | | | | | | | | | | | | | | | | | | |
| Agree | 1 | 100% | | | | | | | | | | | | | | | | | | | |
| Uncertain | 0 | 0% | | | | | | | | | | | | | | | | | | | |
| Disagree | 0 | 0% | | | | | | | | | | | | | | | | | | | |
| Strongly Disagree | 0 | 0% | | | | | | | | | | | | | | | | | | | |
| 24 | The material in the tutorials was useful | <table border="1"> <thead> <tr> <th>Choice</th> <th>Number</th> <th>Percentage</th> </tr> </thead> <tbody> <tr> <td>Strongly Agree</td> <td>0</td> <td>0%</td> </tr> <tr> <td>Agree</td> <td>1</td> <td>100%</td> </tr> <tr> <td>Uncertain</td> <td>0</td> <td>0%</td> </tr> <tr> <td>Disagree</td> <td>0</td> <td>0%</td> </tr> <tr> <td>Strongly Disagree</td> <td>0</td> <td>0%</td> </tr> </tbody> </table> | Choice | Number | Percentage | Strongly Agree | 0 | 0% | Agree | 1 | 100% | Uncertain | 0 | 0% | Disagree | 0 | 0% | Strongly Disagree | 0 | 0% |  <p>● Agree</p> |
| Choice | Number | Percentage | | | | | | | | | | | | | | | | | | | |
| Strongly Agree | 0 | 0% | | | | | | | | | | | | | | | | | | | |
| Agree | 1 | 100% | | | | | | | | | | | | | | | | | | | |
| Uncertain | 0 | 0% | | | | | | | | | | | | | | | | | | | |
| Disagree | 0 | 0% | | | | | | | | | | | | | | | | | | | |
| Strongly Disagree | 0 | 0% | | | | | | | | | | | | | | | | | | | |

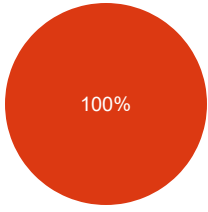
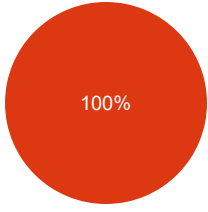
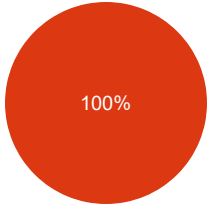
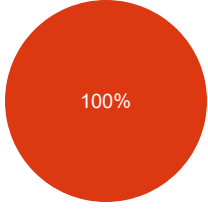
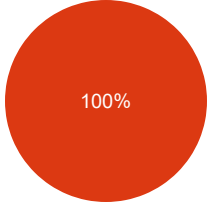
| 25 | I was happy with the amount of work needed for tutorials | <table border="1"> <thead> <tr> <th>Choice</th> <th>Number</th> <th>Percentage</th> </tr> </thead> <tbody> <tr> <td>Strongly Agree</td> <td>0</td> <td>0%</td> </tr> <tr> <td>Agree</td> <td>1</td> <td>100%</td> </tr> <tr> <td>Uncertain</td> <td>0</td> <td>0%</td> </tr> <tr> <td>Disagree</td> <td>0</td> <td>0%</td> </tr> <tr> <td>Strongly Disagree</td> <td>0</td> <td>0%</td> </tr> </tbody> </table> | Choice | Number | Percentage | Strongly Agree | 0 | 0% | Agree | 1 | 100% | Uncertain | 0 | 0% | Disagree | 0 | 0% | Strongly Disagree | 0 | 0% |  <p>100%</p> <p>● Agree</p> |
|-------------------|--|---|--------|--------|------------|----------------|---|------|-------|---|------|-----------|---|----|----------|---|----|-------------------|---|----|---|
| Choice | Number | Percentage | | | | | | | | | | | | | | | | | | | |
| Strongly Agree | 0 | 0% | | | | | | | | | | | | | | | | | | | |
| Agree | 1 | 100% | | | | | | | | | | | | | | | | | | | |
| Uncertain | 0 | 0% | | | | | | | | | | | | | | | | | | | |
| Disagree | 0 | 0% | | | | | | | | | | | | | | | | | | | |
| Strongly Disagree | 0 | 0% | | | | | | | | | | | | | | | | | | | |
| 26 | The tutor dealt effectively with my problems | <table border="1"> <thead> <tr> <th>Choice</th> <th>Number</th> <th>Percentage</th> </tr> </thead> <tbody> <tr> <td>Strongly Agree</td> <td>0</td> <td>0%</td> </tr> <tr> <td>Agree</td> <td>1</td> <td>100%</td> </tr> <tr> <td>Uncertain</td> <td>0</td> <td>0%</td> </tr> <tr> <td>Disagree</td> <td>0</td> <td>0%</td> </tr> <tr> <td>Strongly Disagree</td> <td>0</td> <td>0%</td> </tr> </tbody> </table> | Choice | Number | Percentage | Strongly Agree | 0 | 0% | Agree | 1 | 100% | Uncertain | 0 | 0% | Disagree | 0 | 0% | Strongly Disagree | 0 | 0% |  <p>100%</p> <p>● Agree</p> |
| Choice | Number | Percentage | | | | | | | | | | | | | | | | | | | |
| Strongly Agree | 0 | 0% | | | | | | | | | | | | | | | | | | | |
| Agree | 1 | 100% | | | | | | | | | | | | | | | | | | | |
| Uncertain | 0 | 0% | | | | | | | | | | | | | | | | | | | |
| Disagree | 0 | 0% | | | | | | | | | | | | | | | | | | | |
| Strongly Disagree | 0 | 0% | | | | | | | | | | | | | | | | | | | |
| 27 | The material in the practicals was useful | <table border="1"> <thead> <tr> <th>Choice</th> <th>Number</th> <th>Percentage</th> </tr> </thead> <tbody> <tr> <td>Strongly Agree</td> <td>1</td> <td>100%</td> </tr> <tr> <td>Agree</td> <td>0</td> <td>0%</td> </tr> <tr> <td>Uncertain</td> <td>0</td> <td>0%</td> </tr> <tr> <td>Disagree</td> <td>0</td> <td>0%</td> </tr> <tr> <td>Strongly Disagree</td> <td>0</td> <td>0%</td> </tr> </tbody> </table> | Choice | Number | Percentage | Strongly Agree | 1 | 100% | Agree | 0 | 0% | Uncertain | 0 | 0% | Disagree | 0 | 0% | Strongly Disagree | 0 | 0% |  <p>100%</p> <p>● Stron...</p> |
| Choice | Number | Percentage | | | | | | | | | | | | | | | | | | | |
| Strongly Agree | 1 | 100% | | | | | | | | | | | | | | | | | | | |
| Agree | 0 | 0% | | | | | | | | | | | | | | | | | | | |
| Uncertain | 0 | 0% | | | | | | | | | | | | | | | | | | | |
| Disagree | 0 | 0% | | | | | | | | | | | | | | | | | | | |
| Strongly Disagree | 0 | 0% | | | | | | | | | | | | | | | | | | | |
| 28 | The demonstrators dealt effectively with my problems | <table border="1"> <thead> <tr> <th>Choice</th> <th>Number</th> <th>Percentage</th> </tr> </thead> <tbody> <tr> <td>Strongly Agree</td> <td>1</td> <td>100%</td> </tr> <tr> <td>Agree</td> <td>0</td> <td>0%</td> </tr> <tr> <td>Uncertain</td> <td>0</td> <td>0%</td> </tr> <tr> <td>Disagree</td> <td>0</td> <td>0%</td> </tr> <tr> <td>Strongly Disagree</td> <td>0</td> <td>0%</td> </tr> </tbody> </table> | Choice | Number | Percentage | Strongly Agree | 1 | 100% | Agree | 0 | 0% | Uncertain | 0 | 0% | Disagree | 0 | 0% | Strongly Disagree | 0 | 0% |  <p>100%</p> <p>● Stron...</p> |
| Choice | Number | Percentage | | | | | | | | | | | | | | | | | | | |
| Strongly Agree | 1 | 100% | | | | | | | | | | | | | | | | | | | |
| Agree | 0 | 0% | | | | | | | | | | | | | | | | | | | |
| Uncertain | 0 | 0% | | | | | | | | | | | | | | | | | | | |
| Disagree | 0 | 0% | | | | | | | | | | | | | | | | | | | |
| Strongly Disagree | 0 | 0% | | | | | | | | | | | | | | | | | | | |
| 29 | The best features of the Course were | can't tell any... | | | | | | | | | | | | | | | | | | | |
| 30 | The Course could have been improved by | By including topics related to buisness and by removing the shitty topics that do not having application in buisness | | | | | | | | | | | | | | | | | | | |
| 31 | The University does not tolerate discrimination on any irrelevant distinction (e.g. race, age, gender) and is committed to work with diversity in a wholly positive way. Please indicate below anything in relation to this Course which may run counter to this objective | Can't say anything regarding this | | | | | | | | | | | | | | | | | | | |

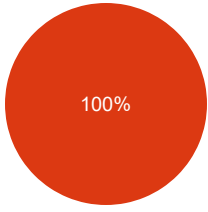
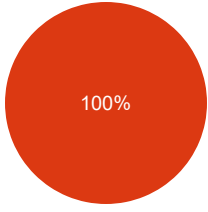
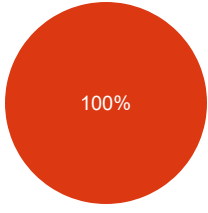
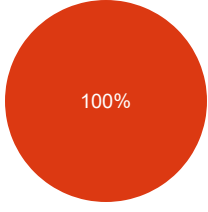
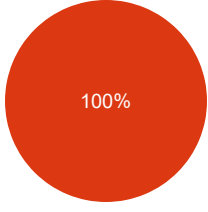
Course Evaluation - Program: 0268

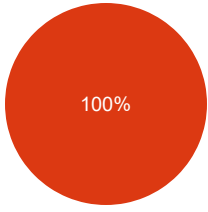
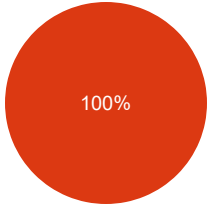
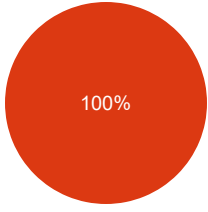
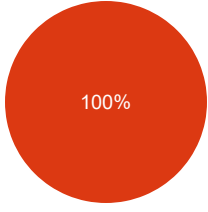
| Teacher Name: ZAIN ULLAH | | Course ID: ACC-211 Course Title: Financial Accounting - I | | Session: 2017 Fall | | | | | | | | | | | | | | | | | | | |
|----------------------------|--|---|--------|--------------------|------------|----------------|---|------|-------|---|------|-----------|---|----|----------|---|----|-------------------|---|----|--|--|--|
| Shift: Morning -- Section: | | Total Strength: 14 | | Attempted: 1 | | | | | | | | | | | | | | | | | | | |
| S.No | Question | Opinions | | | Chart | | | | | | | | | | | | | | | | | | |
| 1 | The course objectives were clear | <table border="1"> <thead> <tr> <th>Choice</th> <th>Number</th> <th>Percentage</th> </tr> </thead> <tbody> <tr> <td>Strongly Agree</td> <td>1</td> <td>100%</td> </tr> <tr> <td>Agree</td> <td>0</td> <td>0%</td> </tr> <tr> <td>Uncertain</td> <td>0</td> <td>0%</td> </tr> <tr> <td>Disagree</td> <td>0</td> <td>0%</td> </tr> <tr> <td>Strongly Disagree</td> <td>0</td> <td>0%</td> </tr> </tbody> </table> | Choice | Number | Percentage | Strongly Agree | 1 | 100% | Agree | 0 | 0% | Uncertain | 0 | 0% | Disagree | 0 | 0% | Strongly Disagree | 0 | 0% | <p>A pie chart with a single blue slice representing 100%. A legend to the right shows a blue dot next to the text 'Stron...'. The number '100%' is written inside the blue slice.</p> | | |
| Choice | Number | Percentage | | | | | | | | | | | | | | | | | | | | | |
| Strongly Agree | 1 | 100% | | | | | | | | | | | | | | | | | | | | | |
| Agree | 0 | 0% | | | | | | | | | | | | | | | | | | | | | |
| Uncertain | 0 | 0% | | | | | | | | | | | | | | | | | | | | | |
| Disagree | 0 | 0% | | | | | | | | | | | | | | | | | | | | | |
| Strongly Disagree | 0 | 0% | | | | | | | | | | | | | | | | | | | | | |
| 2 | The Course workload was manageable | <table border="1"> <thead> <tr> <th>Choice</th> <th>Number</th> <th>Percentage</th> </tr> </thead> <tbody> <tr> <td>Strongly Agree</td> <td>0</td> <td>0%</td> </tr> <tr> <td>Agree</td> <td>1</td> <td>100%</td> </tr> <tr> <td>Uncertain</td> <td>0</td> <td>0%</td> </tr> <tr> <td>Disagree</td> <td>0</td> <td>0%</td> </tr> <tr> <td>Strongly Disagree</td> <td>0</td> <td>0%</td> </tr> </tbody> </table> | Choice | Number | Percentage | Strongly Agree | 0 | 0% | Agree | 1 | 100% | Uncertain | 0 | 0% | Disagree | 0 | 0% | Strongly Disagree | 0 | 0% | <p>A pie chart with a single red slice representing 100%. A legend to the right shows a red dot next to the text 'Agree'. The number '100%' is written inside the red slice.</p> | | |
| Choice | Number | Percentage | | | | | | | | | | | | | | | | | | | | | |
| Strongly Agree | 0 | 0% | | | | | | | | | | | | | | | | | | | | | |
| Agree | 1 | 100% | | | | | | | | | | | | | | | | | | | | | |
| Uncertain | 0 | 0% | | | | | | | | | | | | | | | | | | | | | |
| Disagree | 0 | 0% | | | | | | | | | | | | | | | | | | | | | |
| Strongly Disagree | 0 | 0% | | | | | | | | | | | | | | | | | | | | | |
| 3 | The Course was well organized (e.g. timely access to materials, notification of changes, etc.) | <table border="1"> <thead> <tr> <th>Choice</th> <th>Number</th> <th>Percentage</th> </tr> </thead> <tbody> <tr> <td>Strongly Agree</td> <td>0</td> <td>0%</td> </tr> <tr> <td>Agree</td> <td>1</td> <td>100%</td> </tr> <tr> <td>Uncertain</td> <td>0</td> <td>0%</td> </tr> <tr> <td>Disagree</td> <td>0</td> <td>0%</td> </tr> <tr> <td>Strongly Disagree</td> <td>0</td> <td>0%</td> </tr> </tbody> </table> | Choice | Number | Percentage | Strongly Agree | 0 | 0% | Agree | 1 | 100% | Uncertain | 0 | 0% | Disagree | 0 | 0% | Strongly Disagree | 0 | 0% | <p>A pie chart with a single red slice representing 100%. A legend to the right shows a red dot next to the text 'Agree'. The number '100%' is written inside the red slice.</p> | | |
| Choice | Number | Percentage | | | | | | | | | | | | | | | | | | | | | |
| Strongly Agree | 0 | 0% | | | | | | | | | | | | | | | | | | | | | |
| Agree | 1 | 100% | | | | | | | | | | | | | | | | | | | | | |
| Uncertain | 0 | 0% | | | | | | | | | | | | | | | | | | | | | |
| Disagree | 0 | 0% | | | | | | | | | | | | | | | | | | | | | |
| Strongly Disagree | 0 | 0% | | | | | | | | | | | | | | | | | | | | | |
| 4 | I participated actively in the Course | <table border="1"> <thead> <tr> <th>Choice</th> <th>Number</th> <th>Percentage</th> </tr> </thead> <tbody> <tr> <td>Strongly Agree</td> <td>0</td> <td>0%</td> </tr> <tr> <td>Agree</td> <td>1</td> <td>100%</td> </tr> <tr> <td>Uncertain</td> <td>0</td> <td>0%</td> </tr> <tr> <td>Disagree</td> <td>0</td> <td>0%</td> </tr> <tr> <td>Strongly Disagree</td> <td>0</td> <td>0%</td> </tr> </tbody> </table> | Choice | Number | Percentage | Strongly Agree | 0 | 0% | Agree | 1 | 100% | Uncertain | 0 | 0% | Disagree | 0 | 0% | Strongly Disagree | 0 | 0% | <p>A pie chart with a single red slice representing 100%. A legend to the right shows a red dot next to the text 'Agree'. The number '100%' is written inside the red slice.</p> | | |
| Choice | Number | Percentage | | | | | | | | | | | | | | | | | | | | | |
| Strongly Agree | 0 | 0% | | | | | | | | | | | | | | | | | | | | | |
| Agree | 1 | 100% | | | | | | | | | | | | | | | | | | | | | |
| Uncertain | 0 | 0% | | | | | | | | | | | | | | | | | | | | | |
| Disagree | 0 | 0% | | | | | | | | | | | | | | | | | | | | | |
| Strongly Disagree | 0 | 0% | | | | | | | | | | | | | | | | | | | | | |

| 5 | I think I have made progress in this Course | <table border="1"> <thead> <tr> <th>Choice</th> <th>Number</th> <th>Percentage</th> </tr> </thead> <tbody> <tr> <td>Strongly Agree</td> <td>0</td> <td>0%</td> </tr> <tr> <td>Agree</td> <td>1</td> <td>100%</td> </tr> <tr> <td>Uncertain</td> <td>0</td> <td>0%</td> </tr> <tr> <td>Disagree</td> <td>0</td> <td>0%</td> </tr> <tr> <td>Strongly Disagree</td> <td>0</td> <td>0%</td> </tr> </tbody> </table> | Choice | Number | Percentage | Strongly Agree | 0 | 0% | Agree | 1 | 100% | Uncertain | 0 | 0% | Disagree | 0 | 0% | Strongly Disagree | 0 | 0% |  <p>100%</p> <p>● Agree</p> |
|-------------------|---|---|--------|--------|------------|----------------|---|----|-------|---|------|-----------|---|------|----------|---|----|-------------------|---|----|--|
| Choice | Number | Percentage | | | | | | | | | | | | | | | | | | | |
| Strongly Agree | 0 | 0% | | | | | | | | | | | | | | | | | | | |
| Agree | 1 | 100% | | | | | | | | | | | | | | | | | | | |
| Uncertain | 0 | 0% | | | | | | | | | | | | | | | | | | | |
| Disagree | 0 | 0% | | | | | | | | | | | | | | | | | | | |
| Strongly Disagree | 0 | 0% | | | | | | | | | | | | | | | | | | | |
| 6 | I think the Course was well structured to achieve the learning outcomes (there was a good balance of lectures, tutorials, practical etc.) | <table border="1"> <thead> <tr> <th>Choice</th> <th>Number</th> <th>Percentage</th> </tr> </thead> <tbody> <tr> <td>Strongly Agree</td> <td>0</td> <td>0%</td> </tr> <tr> <td>Agree</td> <td>1</td> <td>100%</td> </tr> <tr> <td>Uncertain</td> <td>0</td> <td>0%</td> </tr> <tr> <td>Disagree</td> <td>0</td> <td>0%</td> </tr> <tr> <td>Strongly Disagree</td> <td>0</td> <td>0%</td> </tr> </tbody> </table> | Choice | Number | Percentage | Strongly Agree | 0 | 0% | Agree | 1 | 100% | Uncertain | 0 | 0% | Disagree | 0 | 0% | Strongly Disagree | 0 | 0% |  <p>100%</p> <p>● Agree</p> |
| Choice | Number | Percentage | | | | | | | | | | | | | | | | | | | |
| Strongly Agree | 0 | 0% | | | | | | | | | | | | | | | | | | | |
| Agree | 1 | 100% | | | | | | | | | | | | | | | | | | | |
| Uncertain | 0 | 0% | | | | | | | | | | | | | | | | | | | |
| Disagree | 0 | 0% | | | | | | | | | | | | | | | | | | | |
| Strongly Disagree | 0 | 0% | | | | | | | | | | | | | | | | | | | |
| 7 | The learning and teaching methods encouraged participation | <table border="1"> <thead> <tr> <th>Choice</th> <th>Number</th> <th>Percentage</th> </tr> </thead> <tbody> <tr> <td>Strongly Agree</td> <td>0</td> <td>0%</td> </tr> <tr> <td>Agree</td> <td>1</td> <td>100%</td> </tr> <tr> <td>Uncertain</td> <td>0</td> <td>0%</td> </tr> <tr> <td>Disagree</td> <td>0</td> <td>0%</td> </tr> <tr> <td>Strongly Disagree</td> <td>0</td> <td>0%</td> </tr> </tbody> </table> | Choice | Number | Percentage | Strongly Agree | 0 | 0% | Agree | 1 | 100% | Uncertain | 0 | 0% | Disagree | 0 | 0% | Strongly Disagree | 0 | 0% |  <p>100%</p> <p>● Agree</p> |
| Choice | Number | Percentage | | | | | | | | | | | | | | | | | | | |
| Strongly Agree | 0 | 0% | | | | | | | | | | | | | | | | | | | |
| Agree | 1 | 100% | | | | | | | | | | | | | | | | | | | |
| Uncertain | 0 | 0% | | | | | | | | | | | | | | | | | | | |
| Disagree | 0 | 0% | | | | | | | | | | | | | | | | | | | |
| Strongly Disagree | 0 | 0% | | | | | | | | | | | | | | | | | | | |
| 8 | The overall environment in the class was conducive to learning | <table border="1"> <thead> <tr> <th>Choice</th> <th>Number</th> <th>Percentage</th> </tr> </thead> <tbody> <tr> <td>Strongly Agree</td> <td>0</td> <td>0%</td> </tr> <tr> <td>Agree</td> <td>0</td> <td>0%</td> </tr> <tr> <td>Uncertain</td> <td>1</td> <td>100%</td> </tr> <tr> <td>Disagree</td> <td>0</td> <td>0%</td> </tr> <tr> <td>Strongly Disagree</td> <td>0</td> <td>0%</td> </tr> </tbody> </table> | Choice | Number | Percentage | Strongly Agree | 0 | 0% | Agree | 0 | 0% | Uncertain | 1 | 100% | Disagree | 0 | 0% | Strongly Disagree | 0 | 0% |  <p>100%</p> <p>● Unce...</p> |
| Choice | Number | Percentage | | | | | | | | | | | | | | | | | | | |
| Strongly Agree | 0 | 0% | | | | | | | | | | | | | | | | | | | |
| Agree | 0 | 0% | | | | | | | | | | | | | | | | | | | |
| Uncertain | 1 | 100% | | | | | | | | | | | | | | | | | | | |
| Disagree | 0 | 0% | | | | | | | | | | | | | | | | | | | |
| Strongly Disagree | 0 | 0% | | | | | | | | | | | | | | | | | | | |
| 9 | Classrooms were satisfactory | <table border="1"> <thead> <tr> <th>Choice</th> <th>Number</th> <th>Percentage</th> </tr> </thead> <tbody> <tr> <td>Strongly Agree</td> <td>0</td> <td>0%</td> </tr> <tr> <td>Agree</td> <td>1</td> <td>100%</td> </tr> <tr> <td>Uncertain</td> <td>0</td> <td>0%</td> </tr> <tr> <td>Disagree</td> <td>0</td> <td>0%</td> </tr> <tr> <td>Strongly Disagree</td> <td>0</td> <td>0%</td> </tr> </tbody> </table> | Choice | Number | Percentage | Strongly Agree | 0 | 0% | Agree | 1 | 100% | Uncertain | 0 | 0% | Disagree | 0 | 0% | Strongly Disagree | 0 | 0% |  <p>100%</p> <p>● Agree</p> |
| Choice | Number | Percentage | | | | | | | | | | | | | | | | | | | |
| Strongly Agree | 0 | 0% | | | | | | | | | | | | | | | | | | | |
| Agree | 1 | 100% | | | | | | | | | | | | | | | | | | | |
| Uncertain | 0 | 0% | | | | | | | | | | | | | | | | | | | |
| Disagree | 0 | 0% | | | | | | | | | | | | | | | | | | | |
| Strongly Disagree | 0 | 0% | | | | | | | | | | | | | | | | | | | |

| 10 | Learning materials (Lesson Plans, Course Notes etc.) were relevant and useful | <table border="1"> <thead> <tr> <th>Choice</th> <th>Number</th> <th>Percentage</th> </tr> </thead> <tbody> <tr> <td>Strongly Agree</td> <td>0</td> <td>0%</td> </tr> <tr> <td>Agree</td> <td>1</td> <td>100%</td> </tr> <tr> <td>Uncertain</td> <td>0</td> <td>0%</td> </tr> <tr> <td>Disagree</td> <td>0</td> <td>0%</td> </tr> <tr> <td>Strongly Disagree</td> <td>0</td> <td>0%</td> </tr> </tbody> </table> | Choice | Number | Percentage | Strongly Agree | 0 | 0% | Agree | 1 | 100% | Uncertain | 0 | 0% | Disagree | 0 | 0% | Strongly Disagree | 0 | 0% |  <p>● Agree</p> |
|-------------------|--|---|--------|--------|------------|----------------|---|----|-------|---|------|-----------|---|----|----------|---|----|-------------------|---|----|--|
| Choice | Number | Percentage | | | | | | | | | | | | | | | | | | | |
| Strongly Agree | 0 | 0% | | | | | | | | | | | | | | | | | | | |
| Agree | 1 | 100% | | | | | | | | | | | | | | | | | | | |
| Uncertain | 0 | 0% | | | | | | | | | | | | | | | | | | | |
| Disagree | 0 | 0% | | | | | | | | | | | | | | | | | | | |
| Strongly Disagree | 0 | 0% | | | | | | | | | | | | | | | | | | | |
| 11 | Recommended reading Books etc. were relevant and appropriate | <table border="1"> <thead> <tr> <th>Choice</th> <th>Number</th> <th>Percentage</th> </tr> </thead> <tbody> <tr> <td>Strongly Agree</td> <td>0</td> <td>0%</td> </tr> <tr> <td>Agree</td> <td>1</td> <td>100%</td> </tr> <tr> <td>Uncertain</td> <td>0</td> <td>0%</td> </tr> <tr> <td>Disagree</td> <td>0</td> <td>0%</td> </tr> <tr> <td>Strongly Disagree</td> <td>0</td> <td>0%</td> </tr> </tbody> </table> | Choice | Number | Percentage | Strongly Agree | 0 | 0% | Agree | 1 | 100% | Uncertain | 0 | 0% | Disagree | 0 | 0% | Strongly Disagree | 0 | 0% |  <p>● Agree</p> |
| Choice | Number | Percentage | | | | | | | | | | | | | | | | | | | |
| Strongly Agree | 0 | 0% | | | | | | | | | | | | | | | | | | | |
| Agree | 1 | 100% | | | | | | | | | | | | | | | | | | | |
| Uncertain | 0 | 0% | | | | | | | | | | | | | | | | | | | |
| Disagree | 0 | 0% | | | | | | | | | | | | | | | | | | | |
| Strongly Disagree | 0 | 0% | | | | | | | | | | | | | | | | | | | |
| 12 | The provision of learning resources in the library was adequate and appropriate | <table border="1"> <thead> <tr> <th>Choice</th> <th>Number</th> <th>Percentage</th> </tr> </thead> <tbody> <tr> <td>Strongly Agree</td> <td>0</td> <td>0%</td> </tr> <tr> <td>Agree</td> <td>1</td> <td>100%</td> </tr> <tr> <td>Uncertain</td> <td>0</td> <td>0%</td> </tr> <tr> <td>Disagree</td> <td>0</td> <td>0%</td> </tr> <tr> <td>Strongly Disagree</td> <td>0</td> <td>0%</td> </tr> </tbody> </table> | Choice | Number | Percentage | Strongly Agree | 0 | 0% | Agree | 1 | 100% | Uncertain | 0 | 0% | Disagree | 0 | 0% | Strongly Disagree | 0 | 0% |  <p>● Agree</p> |
| Choice | Number | Percentage | | | | | | | | | | | | | | | | | | | |
| Strongly Agree | 0 | 0% | | | | | | | | | | | | | | | | | | | |
| Agree | 1 | 100% | | | | | | | | | | | | | | | | | | | |
| Uncertain | 0 | 0% | | | | | | | | | | | | | | | | | | | |
| Disagree | 0 | 0% | | | | | | | | | | | | | | | | | | | |
| Strongly Disagree | 0 | 0% | | | | | | | | | | | | | | | | | | | |
| 13 | The provision of learning resources on the Web was adequate and appropriate (if relevant) | <table border="1"> <thead> <tr> <th>Choice</th> <th>Number</th> <th>Percentage</th> </tr> </thead> <tbody> <tr> <td>Strongly Agree</td> <td>0</td> <td>0%</td> </tr> <tr> <td>Agree</td> <td>1</td> <td>100%</td> </tr> <tr> <td>Uncertain</td> <td>0</td> <td>0%</td> </tr> <tr> <td>Disagree</td> <td>0</td> <td>0%</td> </tr> <tr> <td>Strongly Disagree</td> <td>0</td> <td>0%</td> </tr> </tbody> </table> | Choice | Number | Percentage | Strongly Agree | 0 | 0% | Agree | 1 | 100% | Uncertain | 0 | 0% | Disagree | 0 | 0% | Strongly Disagree | 0 | 0% |  <p>● Agree</p> |
| Choice | Number | Percentage | | | | | | | | | | | | | | | | | | | |
| Strongly Agree | 0 | 0% | | | | | | | | | | | | | | | | | | | |
| Agree | 1 | 100% | | | | | | | | | | | | | | | | | | | |
| Uncertain | 0 | 0% | | | | | | | | | | | | | | | | | | | |
| Disagree | 0 | 0% | | | | | | | | | | | | | | | | | | | |
| Strongly Disagree | 0 | 0% | | | | | | | | | | | | | | | | | | | |
| 14 | The Course stimulated my interest and thought on the subject area | <table border="1"> <thead> <tr> <th>Choice</th> <th>Number</th> <th>Percentage</th> </tr> </thead> <tbody> <tr> <td>Strongly Agree</td> <td>0</td> <td>0%</td> </tr> <tr> <td>Agree</td> <td>1</td> <td>100%</td> </tr> <tr> <td>Uncertain</td> <td>0</td> <td>0%</td> </tr> <tr> <td>Disagree</td> <td>0</td> <td>0%</td> </tr> <tr> <td>Strongly Disagree</td> <td>0</td> <td>0%</td> </tr> </tbody> </table> | Choice | Number | Percentage | Strongly Agree | 0 | 0% | Agree | 1 | 100% | Uncertain | 0 | 0% | Disagree | 0 | 0% | Strongly Disagree | 0 | 0% |  <p>● Agree</p> |
| Choice | Number | Percentage | | | | | | | | | | | | | | | | | | | |
| Strongly Agree | 0 | 0% | | | | | | | | | | | | | | | | | | | |
| Agree | 1 | 100% | | | | | | | | | | | | | | | | | | | |
| Uncertain | 0 | 0% | | | | | | | | | | | | | | | | | | | |
| Disagree | 0 | 0% | | | | | | | | | | | | | | | | | | | |
| Strongly Disagree | 0 | 0% | | | | | | | | | | | | | | | | | | | |

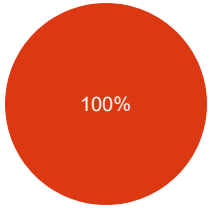
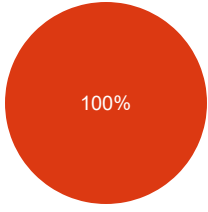
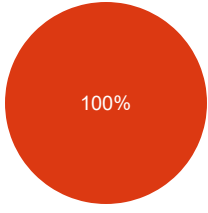
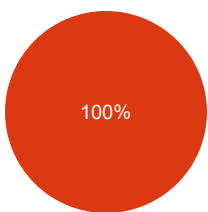
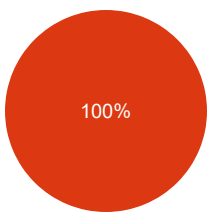
| 15 | The pace of the Course was appropriate | <table border="1"> <thead> <tr> <th>Choice</th> <th>Number</th> <th>Percentage</th> </tr> </thead> <tbody> <tr> <td>Strongly Agree</td> <td>0</td> <td>0%</td> </tr> <tr> <td>Agree</td> <td>1</td> <td>100%</td> </tr> <tr> <td>Uncertain</td> <td>0</td> <td>0%</td> </tr> <tr> <td>Disagree</td> <td>0</td> <td>0%</td> </tr> <tr> <td>Strongly Disagree</td> <td>0</td> <td>0%</td> </tr> </tbody> </table> | Choice | Number | Percentage | Strongly Agree | 0 | 0% | Agree | 1 | 100% | Uncertain | 0 | 0% | Disagree | 0 | 0% | Strongly Disagree | 0 | 0% |  <p>100%</p> <p>● Agree</p> |
|-------------------|---|---|--------|--------|------------|----------------|---|----|-------|---|------|-----------|---|----|----------|---|----|-------------------|---|----|--|
| Choice | Number | Percentage | | | | | | | | | | | | | | | | | | | |
| Strongly Agree | 0 | 0% | | | | | | | | | | | | | | | | | | | |
| Agree | 1 | 100% | | | | | | | | | | | | | | | | | | | |
| Uncertain | 0 | 0% | | | | | | | | | | | | | | | | | | | |
| Disagree | 0 | 0% | | | | | | | | | | | | | | | | | | | |
| Strongly Disagree | 0 | 0% | | | | | | | | | | | | | | | | | | | |
| 16 | Ideas and concepts were presented clearly | <table border="1"> <thead> <tr> <th>Choice</th> <th>Number</th> <th>Percentage</th> </tr> </thead> <tbody> <tr> <td>Strongly Agree</td> <td>0</td> <td>0%</td> </tr> <tr> <td>Agree</td> <td>1</td> <td>100%</td> </tr> <tr> <td>Uncertain</td> <td>0</td> <td>0%</td> </tr> <tr> <td>Disagree</td> <td>0</td> <td>0%</td> </tr> <tr> <td>Strongly Disagree</td> <td>0</td> <td>0%</td> </tr> </tbody> </table> | Choice | Number | Percentage | Strongly Agree | 0 | 0% | Agree | 1 | 100% | Uncertain | 0 | 0% | Disagree | 0 | 0% | Strongly Disagree | 0 | 0% |  <p>100%</p> <p>● Agree</p> |
| Choice | Number | Percentage | | | | | | | | | | | | | | | | | | | |
| Strongly Agree | 0 | 0% | | | | | | | | | | | | | | | | | | | |
| Agree | 1 | 100% | | | | | | | | | | | | | | | | | | | |
| Uncertain | 0 | 0% | | | | | | | | | | | | | | | | | | | |
| Disagree | 0 | 0% | | | | | | | | | | | | | | | | | | | |
| Strongly Disagree | 0 | 0% | | | | | | | | | | | | | | | | | | | |
| 17 | The method of assessment were reasonable | <table border="1"> <thead> <tr> <th>Choice</th> <th>Number</th> <th>Percentage</th> </tr> </thead> <tbody> <tr> <td>Strongly Agree</td> <td>0</td> <td>0%</td> </tr> <tr> <td>Agree</td> <td>1</td> <td>100%</td> </tr> <tr> <td>Uncertain</td> <td>0</td> <td>0%</td> </tr> <tr> <td>Disagree</td> <td>0</td> <td>0%</td> </tr> <tr> <td>Strongly Disagree</td> <td>0</td> <td>0%</td> </tr> </tbody> </table> | Choice | Number | Percentage | Strongly Agree | 0 | 0% | Agree | 1 | 100% | Uncertain | 0 | 0% | Disagree | 0 | 0% | Strongly Disagree | 0 | 0% |  <p>100%</p> <p>● Agree</p> |
| Choice | Number | Percentage | | | | | | | | | | | | | | | | | | | |
| Strongly Agree | 0 | 0% | | | | | | | | | | | | | | | | | | | |
| Agree | 1 | 100% | | | | | | | | | | | | | | | | | | | |
| Uncertain | 0 | 0% | | | | | | | | | | | | | | | | | | | |
| Disagree | 0 | 0% | | | | | | | | | | | | | | | | | | | |
| Strongly Disagree | 0 | 0% | | | | | | | | | | | | | | | | | | | |
| 18 | Feedback on assessment was timely | <table border="1"> <thead> <tr> <th>Choice</th> <th>Number</th> <th>Percentage</th> </tr> </thead> <tbody> <tr> <td>Strongly Agree</td> <td>0</td> <td>0%</td> </tr> <tr> <td>Agree</td> <td>1</td> <td>100%</td> </tr> <tr> <td>Uncertain</td> <td>0</td> <td>0%</td> </tr> <tr> <td>Disagree</td> <td>0</td> <td>0%</td> </tr> <tr> <td>Strongly Disagree</td> <td>0</td> <td>0%</td> </tr> </tbody> </table> | Choice | Number | Percentage | Strongly Agree | 0 | 0% | Agree | 1 | 100% | Uncertain | 0 | 0% | Disagree | 0 | 0% | Strongly Disagree | 0 | 0% |  <p>100%</p> <p>● Agree</p> |
| Choice | Number | Percentage | | | | | | | | | | | | | | | | | | | |
| Strongly Agree | 0 | 0% | | | | | | | | | | | | | | | | | | | |
| Agree | 1 | 100% | | | | | | | | | | | | | | | | | | | |
| Uncertain | 0 | 0% | | | | | | | | | | | | | | | | | | | |
| Disagree | 0 | 0% | | | | | | | | | | | | | | | | | | | |
| Strongly Disagree | 0 | 0% | | | | | | | | | | | | | | | | | | | |
| 19 | Feedback on assessment was helpful | <table border="1"> <thead> <tr> <th>Choice</th> <th>Number</th> <th>Percentage</th> </tr> </thead> <tbody> <tr> <td>Strongly Agree</td> <td>0</td> <td>0%</td> </tr> <tr> <td>Agree</td> <td>1</td> <td>100%</td> </tr> <tr> <td>Uncertain</td> <td>0</td> <td>0%</td> </tr> <tr> <td>Disagree</td> <td>0</td> <td>0%</td> </tr> <tr> <td>Strongly Disagree</td> <td>0</td> <td>0%</td> </tr> </tbody> </table> | Choice | Number | Percentage | Strongly Agree | 0 | 0% | Agree | 1 | 100% | Uncertain | 0 | 0% | Disagree | 0 | 0% | Strongly Disagree | 0 | 0% |  <p>100%</p> <p>● Agree</p> |
| Choice | Number | Percentage | | | | | | | | | | | | | | | | | | | |
| Strongly Agree | 0 | 0% | | | | | | | | | | | | | | | | | | | |
| Agree | 1 | 100% | | | | | | | | | | | | | | | | | | | |
| Uncertain | 0 | 0% | | | | | | | | | | | | | | | | | | | |
| Disagree | 0 | 0% | | | | | | | | | | | | | | | | | | | |
| Strongly Disagree | 0 | 0% | | | | | | | | | | | | | | | | | | | |

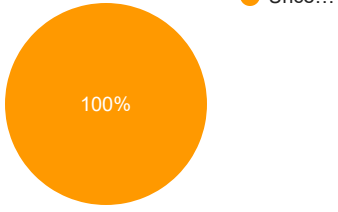
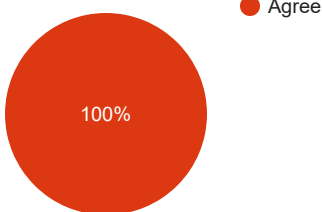
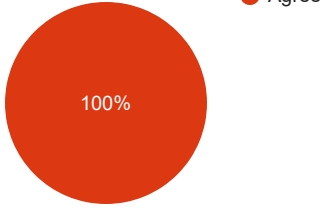
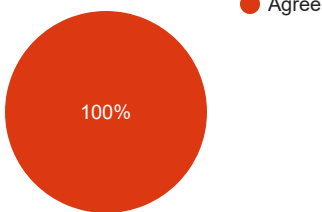
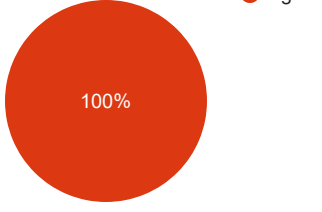
| 20 | I understood the lectures | <table border="1"> <thead> <tr> <th>Choice</th> <th>Number</th> <th>Percentage</th> </tr> </thead> <tbody> <tr> <td>Strongly Agree</td> <td>0</td> <td>0%</td> </tr> <tr> <td>Agree</td> <td>1</td> <td>100%</td> </tr> <tr> <td>Uncertain</td> <td>0</td> <td>0%</td> </tr> <tr> <td>Disagree</td> <td>0</td> <td>0%</td> </tr> <tr> <td>Strongly Disagree</td> <td>0</td> <td>0%</td> </tr> </tbody> </table> | Choice | Number | Percentage | Strongly Agree | 0 | 0% | Agree | 1 | 100% | Uncertain | 0 | 0% | Disagree | 0 | 0% | Strongly Disagree | 0 | 0% |  <p>100%</p> <p>● Agree</p> |
|-------------------|---|---|--------|--------|------------|----------------|---|----|-------|---|------|-----------|---|----|----------|---|----|-------------------|---|----|--|
| Choice | Number | Percentage | | | | | | | | | | | | | | | | | | | |
| Strongly Agree | 0 | 0% | | | | | | | | | | | | | | | | | | | |
| Agree | 1 | 100% | | | | | | | | | | | | | | | | | | | |
| Uncertain | 0 | 0% | | | | | | | | | | | | | | | | | | | |
| Disagree | 0 | 0% | | | | | | | | | | | | | | | | | | | |
| Strongly Disagree | 0 | 0% | | | | | | | | | | | | | | | | | | | |
| 21 | The material was well organized and presented | <table border="1"> <thead> <tr> <th>Choice</th> <th>Number</th> <th>Percentage</th> </tr> </thead> <tbody> <tr> <td>Strongly Agree</td> <td>0</td> <td>0%</td> </tr> <tr> <td>Agree</td> <td>1</td> <td>100%</td> </tr> <tr> <td>Uncertain</td> <td>0</td> <td>0%</td> </tr> <tr> <td>Disagree</td> <td>0</td> <td>0%</td> </tr> <tr> <td>Strongly Disagree</td> <td>0</td> <td>0%</td> </tr> </tbody> </table> | Choice | Number | Percentage | Strongly Agree | 0 | 0% | Agree | 1 | 100% | Uncertain | 0 | 0% | Disagree | 0 | 0% | Strongly Disagree | 0 | 0% |  <p>100%</p> <p>● Agree</p> |
| Choice | Number | Percentage | | | | | | | | | | | | | | | | | | | |
| Strongly Agree | 0 | 0% | | | | | | | | | | | | | | | | | | | |
| Agree | 1 | 100% | | | | | | | | | | | | | | | | | | | |
| Uncertain | 0 | 0% | | | | | | | | | | | | | | | | | | | |
| Disagree | 0 | 0% | | | | | | | | | | | | | | | | | | | |
| Strongly Disagree | 0 | 0% | | | | | | | | | | | | | | | | | | | |
| 22 | The instructor was responsive to student needs and problems | <table border="1"> <thead> <tr> <th>Choice</th> <th>Number</th> <th>Percentage</th> </tr> </thead> <tbody> <tr> <td>Strongly Agree</td> <td>0</td> <td>0%</td> </tr> <tr> <td>Agree</td> <td>1</td> <td>100%</td> </tr> <tr> <td>Uncertain</td> <td>0</td> <td>0%</td> </tr> <tr> <td>Disagree</td> <td>0</td> <td>0%</td> </tr> <tr> <td>Strongly Disagree</td> <td>0</td> <td>0%</td> </tr> </tbody> </table> | Choice | Number | Percentage | Strongly Agree | 0 | 0% | Agree | 1 | 100% | Uncertain | 0 | 0% | Disagree | 0 | 0% | Strongly Disagree | 0 | 0% |  <p>100%</p> <p>● Agree</p> |
| Choice | Number | Percentage | | | | | | | | | | | | | | | | | | | |
| Strongly Agree | 0 | 0% | | | | | | | | | | | | | | | | | | | |
| Agree | 1 | 100% | | | | | | | | | | | | | | | | | | | |
| Uncertain | 0 | 0% | | | | | | | | | | | | | | | | | | | |
| Disagree | 0 | 0% | | | | | | | | | | | | | | | | | | | |
| Strongly Disagree | 0 | 0% | | | | | | | | | | | | | | | | | | | |
| 23 | Had the instructor been regular throughout the course | <table border="1"> <thead> <tr> <th>Choice</th> <th>Number</th> <th>Percentage</th> </tr> </thead> <tbody> <tr> <td>Strongly Agree</td> <td>0</td> <td>0%</td> </tr> <tr> <td>Agree</td> <td>1</td> <td>100%</td> </tr> <tr> <td>Uncertain</td> <td>0</td> <td>0%</td> </tr> <tr> <td>Disagree</td> <td>0</td> <td>0%</td> </tr> <tr> <td>Strongly Disagree</td> <td>0</td> <td>0%</td> </tr> </tbody> </table> | Choice | Number | Percentage | Strongly Agree | 0 | 0% | Agree | 1 | 100% | Uncertain | 0 | 0% | Disagree | 0 | 0% | Strongly Disagree | 0 | 0% |  <p>100%</p> <p>● Agree</p> |
| Choice | Number | Percentage | | | | | | | | | | | | | | | | | | | |
| Strongly Agree | 0 | 0% | | | | | | | | | | | | | | | | | | | |
| Agree | 1 | 100% | | | | | | | | | | | | | | | | | | | |
| Uncertain | 0 | 0% | | | | | | | | | | | | | | | | | | | |
| Disagree | 0 | 0% | | | | | | | | | | | | | | | | | | | |
| Strongly Disagree | 0 | 0% | | | | | | | | | | | | | | | | | | | |
| 24 | The material in the tutorials was useful | <table border="1"> <thead> <tr> <th>Choice</th> <th>Number</th> <th>Percentage</th> </tr> </thead> <tbody> <tr> <td>Strongly Agree</td> <td>0</td> <td>0%</td> </tr> <tr> <td>Agree</td> <td>1</td> <td>100%</td> </tr> <tr> <td>Uncertain</td> <td>0</td> <td>0%</td> </tr> <tr> <td>Disagree</td> <td>0</td> <td>0%</td> </tr> <tr> <td>Strongly Disagree</td> <td>0</td> <td>0%</td> </tr> </tbody> </table> | Choice | Number | Percentage | Strongly Agree | 0 | 0% | Agree | 1 | 100% | Uncertain | 0 | 0% | Disagree | 0 | 0% | Strongly Disagree | 0 | 0% |  <p>100%</p> <p>● Agree</p> |
| Choice | Number | Percentage | | | | | | | | | | | | | | | | | | | |
| Strongly Agree | 0 | 0% | | | | | | | | | | | | | | | | | | | |
| Agree | 1 | 100% | | | | | | | | | | | | | | | | | | | |
| Uncertain | 0 | 0% | | | | | | | | | | | | | | | | | | | |
| Disagree | 0 | 0% | | | | | | | | | | | | | | | | | | | |
| Strongly Disagree | 0 | 0% | | | | | | | | | | | | | | | | | | | |

| 25 | I was happy with the amount of work needed for tutorials | <table border="1"> <thead> <tr> <th>Choice</th> <th>Number</th> <th>Percentage</th> </tr> </thead> <tbody> <tr> <td>Strongly Agree</td> <td>0</td> <td>0%</td> </tr> <tr> <td>Agree</td> <td>1</td> <td>100%</td> </tr> <tr> <td>Uncertain</td> <td>0</td> <td>0%</td> </tr> <tr> <td>Disagree</td> <td>0</td> <td>0%</td> </tr> <tr> <td>Strongly Disagree</td> <td>0</td> <td>0%</td> </tr> </tbody> </table> | Choice | Number | Percentage | Strongly Agree | 0 | 0% | Agree | 1 | 100% | Uncertain | 0 | 0% | Disagree | 0 | 0% | Strongly Disagree | 0 | 0% |  <p>● Agree</p> |
|-------------------|--|---|--------|--------|------------|----------------|---|----|-------|---|------|-----------|---|----|----------|---|----|-------------------|---|----|--|
| Choice | Number | Percentage | | | | | | | | | | | | | | | | | | | |
| Strongly Agree | 0 | 0% | | | | | | | | | | | | | | | | | | | |
| Agree | 1 | 100% | | | | | | | | | | | | | | | | | | | |
| Uncertain | 0 | 0% | | | | | | | | | | | | | | | | | | | |
| Disagree | 0 | 0% | | | | | | | | | | | | | | | | | | | |
| Strongly Disagree | 0 | 0% | | | | | | | | | | | | | | | | | | | |
| 26 | The tutor dealt effectively with my problems | <table border="1"> <thead> <tr> <th>Choice</th> <th>Number</th> <th>Percentage</th> </tr> </thead> <tbody> <tr> <td>Strongly Agree</td> <td>0</td> <td>0%</td> </tr> <tr> <td>Agree</td> <td>1</td> <td>100%</td> </tr> <tr> <td>Uncertain</td> <td>0</td> <td>0%</td> </tr> <tr> <td>Disagree</td> <td>0</td> <td>0%</td> </tr> <tr> <td>Strongly Disagree</td> <td>0</td> <td>0%</td> </tr> </tbody> </table> | Choice | Number | Percentage | Strongly Agree | 0 | 0% | Agree | 1 | 100% | Uncertain | 0 | 0% | Disagree | 0 | 0% | Strongly Disagree | 0 | 0% |  <p>● Agree</p> |
| Choice | Number | Percentage | | | | | | | | | | | | | | | | | | | |
| Strongly Agree | 0 | 0% | | | | | | | | | | | | | | | | | | | |
| Agree | 1 | 100% | | | | | | | | | | | | | | | | | | | |
| Uncertain | 0 | 0% | | | | | | | | | | | | | | | | | | | |
| Disagree | 0 | 0% | | | | | | | | | | | | | | | | | | | |
| Strongly Disagree | 0 | 0% | | | | | | | | | | | | | | | | | | | |
| 27 | The material in the practicals was useful | <table border="1"> <thead> <tr> <th>Choice</th> <th>Number</th> <th>Percentage</th> </tr> </thead> <tbody> <tr> <td>Strongly Agree</td> <td>0</td> <td>0%</td> </tr> <tr> <td>Agree</td> <td>1</td> <td>100%</td> </tr> <tr> <td>Uncertain</td> <td>0</td> <td>0%</td> </tr> <tr> <td>Disagree</td> <td>0</td> <td>0%</td> </tr> <tr> <td>Strongly Disagree</td> <td>0</td> <td>0%</td> </tr> </tbody> </table> | Choice | Number | Percentage | Strongly Agree | 0 | 0% | Agree | 1 | 100% | Uncertain | 0 | 0% | Disagree | 0 | 0% | Strongly Disagree | 0 | 0% |  <p>● Agree</p> |
| Choice | Number | Percentage | | | | | | | | | | | | | | | | | | | |
| Strongly Agree | 0 | 0% | | | | | | | | | | | | | | | | | | | |
| Agree | 1 | 100% | | | | | | | | | | | | | | | | | | | |
| Uncertain | 0 | 0% | | | | | | | | | | | | | | | | | | | |
| Disagree | 0 | 0% | | | | | | | | | | | | | | | | | | | |
| Strongly Disagree | 0 | 0% | | | | | | | | | | | | | | | | | | | |
| 28 | The demonstrators dealt effectively with my problems | <table border="1"> <thead> <tr> <th>Choice</th> <th>Number</th> <th>Percentage</th> </tr> </thead> <tbody> <tr> <td>Strongly Agree</td> <td>0</td> <td>0%</td> </tr> <tr> <td>Agree</td> <td>1</td> <td>100%</td> </tr> <tr> <td>Uncertain</td> <td>0</td> <td>0%</td> </tr> <tr> <td>Disagree</td> <td>0</td> <td>0%</td> </tr> <tr> <td>Strongly Disagree</td> <td>0</td> <td>0%</td> </tr> </tbody> </table> | Choice | Number | Percentage | Strongly Agree | 0 | 0% | Agree | 1 | 100% | Uncertain | 0 | 0% | Disagree | 0 | 0% | Strongly Disagree | 0 | 0% |  <p>● Agree</p> |
| Choice | Number | Percentage | | | | | | | | | | | | | | | | | | | |
| Strongly Agree | 0 | 0% | | | | | | | | | | | | | | | | | | | |
| Agree | 1 | 100% | | | | | | | | | | | | | | | | | | | |
| Uncertain | 0 | 0% | | | | | | | | | | | | | | | | | | | |
| Disagree | 0 | 0% | | | | | | | | | | | | | | | | | | | |
| Strongly Disagree | 0 | 0% | | | | | | | | | | | | | | | | | | | |
| 29 | The best features of the Course were | good | | | | | | | | | | | | | | | | | | | |
| 30 | The Course could have been improved by | good | | | | | | | | | | | | | | | | | | | |
| 31 | The University does not tolerate discrimination on any irrelevant distinction (e.g. race, age, gender) and is committed to work with diversity in a wholly positive way. Please indicate below anything in relation to this Course which may run counter to this objective | good | | | | | | | | | | | | | | | | | | | |

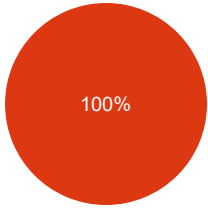
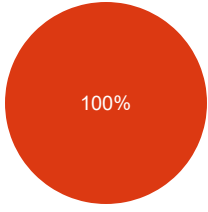

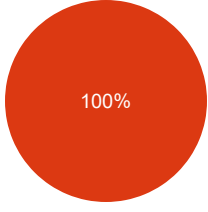
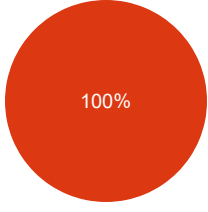
Course Evaluation - Program: 0268

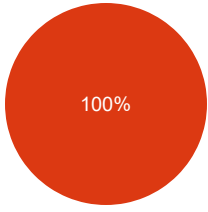
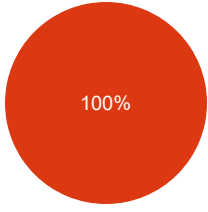
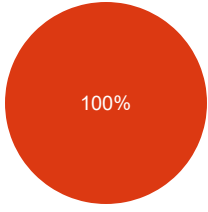
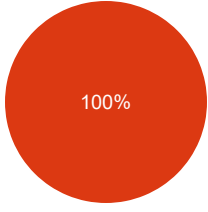
| Teacher Name: AFSHEEN | | Course ID: HUM-101(3) Course Title: Islamic Studies | | Session: 2017 Fall | | | | | | | | | | | | | | | | | | | |
|------------------------------|--|---|--------|--------------------|------------|----------------|---|------|-------|---|------|-----------|---|----|----------|---|----|-------------------|---|----|--|--|--|
| Shift: Morning -- Section: D | | Total Strength: 14 | | Attempted: 1 | | | | | | | | | | | | | | | | | | | |
| S.No | Question | Opinions | | | Chart | | | | | | | | | | | | | | | | | | |
| 1 | The course objectives were clear | <table border="1"> <thead> <tr> <th>Choice</th> <th>Number</th> <th>Percentage</th> </tr> </thead> <tbody> <tr> <td>Strongly Agree</td> <td>1</td> <td>100%</td> </tr> <tr> <td>Agree</td> <td>0</td> <td>0%</td> </tr> <tr> <td>Uncertain</td> <td>0</td> <td>0%</td> </tr> <tr> <td>Disagree</td> <td>0</td> <td>0%</td> </tr> <tr> <td>Strongly Disagree</td> <td>0</td> <td>0%</td> </tr> </tbody> </table> | Choice | Number | Percentage | Strongly Agree | 1 | 100% | Agree | 0 | 0% | Uncertain | 0 | 0% | Disagree | 0 | 0% | Strongly Disagree | 0 | 0% | <p>A pie chart with a single blue slice representing 100%. A legend to the right shows a blue dot next to the text 'Stron...'.</p> | | |
| Choice | Number | Percentage | | | | | | | | | | | | | | | | | | | | | |
| Strongly Agree | 1 | 100% | | | | | | | | | | | | | | | | | | | | | |
| Agree | 0 | 0% | | | | | | | | | | | | | | | | | | | | | |
| Uncertain | 0 | 0% | | | | | | | | | | | | | | | | | | | | | |
| Disagree | 0 | 0% | | | | | | | | | | | | | | | | | | | | | |
| Strongly Disagree | 0 | 0% | | | | | | | | | | | | | | | | | | | | | |
| 2 | The Course workload was manageable | <table border="1"> <thead> <tr> <th>Choice</th> <th>Number</th> <th>Percentage</th> </tr> </thead> <tbody> <tr> <td>Strongly Agree</td> <td>0</td> <td>0%</td> </tr> <tr> <td>Agree</td> <td>1</td> <td>100%</td> </tr> <tr> <td>Uncertain</td> <td>0</td> <td>0%</td> </tr> <tr> <td>Disagree</td> <td>0</td> <td>0%</td> </tr> <tr> <td>Strongly Disagree</td> <td>0</td> <td>0%</td> </tr> </tbody> </table> | Choice | Number | Percentage | Strongly Agree | 0 | 0% | Agree | 1 | 100% | Uncertain | 0 | 0% | Disagree | 0 | 0% | Strongly Disagree | 0 | 0% | <p>A pie chart with a single red slice representing 100%. A legend to the right shows a red dot next to the text 'Agree'.</p> | | |
| Choice | Number | Percentage | | | | | | | | | | | | | | | | | | | | | |
| Strongly Agree | 0 | 0% | | | | | | | | | | | | | | | | | | | | | |
| Agree | 1 | 100% | | | | | | | | | | | | | | | | | | | | | |
| Uncertain | 0 | 0% | | | | | | | | | | | | | | | | | | | | | |
| Disagree | 0 | 0% | | | | | | | | | | | | | | | | | | | | | |
| Strongly Disagree | 0 | 0% | | | | | | | | | | | | | | | | | | | | | |
| 3 | The Course was well organized (e.g. timely access to materials, notification of changes, etc.) | <table border="1"> <thead> <tr> <th>Choice</th> <th>Number</th> <th>Percentage</th> </tr> </thead> <tbody> <tr> <td>Strongly Agree</td> <td>0</td> <td>0%</td> </tr> <tr> <td>Agree</td> <td>1</td> <td>100%</td> </tr> <tr> <td>Uncertain</td> <td>0</td> <td>0%</td> </tr> <tr> <td>Disagree</td> <td>0</td> <td>0%</td> </tr> <tr> <td>Strongly Disagree</td> <td>0</td> <td>0%</td> </tr> </tbody> </table> | Choice | Number | Percentage | Strongly Agree | 0 | 0% | Agree | 1 | 100% | Uncertain | 0 | 0% | Disagree | 0 | 0% | Strongly Disagree | 0 | 0% | <p>A pie chart with a single red slice representing 100%. A legend to the right shows a red dot next to the text 'Agree'.</p> | | |
| Choice | Number | Percentage | | | | | | | | | | | | | | | | | | | | | |
| Strongly Agree | 0 | 0% | | | | | | | | | | | | | | | | | | | | | |
| Agree | 1 | 100% | | | | | | | | | | | | | | | | | | | | | |
| Uncertain | 0 | 0% | | | | | | | | | | | | | | | | | | | | | |
| Disagree | 0 | 0% | | | | | | | | | | | | | | | | | | | | | |
| Strongly Disagree | 0 | 0% | | | | | | | | | | | | | | | | | | | | | |
| 4 | I participated actively in the Course | <table border="1"> <thead> <tr> <th>Choice</th> <th>Number</th> <th>Percentage</th> </tr> </thead> <tbody> <tr> <td>Strongly Agree</td> <td>0</td> <td>0%</td> </tr> <tr> <td>Agree</td> <td>1</td> <td>100%</td> </tr> <tr> <td>Uncertain</td> <td>0</td> <td>0%</td> </tr> <tr> <td>Disagree</td> <td>0</td> <td>0%</td> </tr> <tr> <td>Strongly Disagree</td> <td>0</td> <td>0%</td> </tr> </tbody> </table> | Choice | Number | Percentage | Strongly Agree | 0 | 0% | Agree | 1 | 100% | Uncertain | 0 | 0% | Disagree | 0 | 0% | Strongly Disagree | 0 | 0% | <p>A pie chart with a single red slice representing 100%. A legend to the right shows a red dot next to the text 'Agree'.</p> | | |
| Choice | Number | Percentage | | | | | | | | | | | | | | | | | | | | | |
| Strongly Agree | 0 | 0% | | | | | | | | | | | | | | | | | | | | | |
| Agree | 1 | 100% | | | | | | | | | | | | | | | | | | | | | |
| Uncertain | 0 | 0% | | | | | | | | | | | | | | | | | | | | | |
| Disagree | 0 | 0% | | | | | | | | | | | | | | | | | | | | | |
| Strongly Disagree | 0 | 0% | | | | | | | | | | | | | | | | | | | | | |

| 5 | I think I have made progress in this Course | <table border="1"> <thead> <tr> <th>Choice</th> <th>Number</th> <th>Percentage</th> </tr> </thead> <tbody> <tr> <td>Strongly Agree</td> <td>0</td> <td>0%</td> </tr> <tr> <td>Agree</td> <td>1</td> <td>100%</td> </tr> <tr> <td>Uncertain</td> <td>0</td> <td>0%</td> </tr> <tr> <td>Disagree</td> <td>0</td> <td>0%</td> </tr> <tr> <td>Strongly Disagree</td> <td>0</td> <td>0%</td> </tr> </tbody> </table> | Choice | Number | Percentage | Strongly Agree | 0 | 0% | Agree | 1 | 100% | Uncertain | 0 | 0% | Disagree | 0 | 0% | Strongly Disagree | 0 | 0% |  <p>100%</p> <p>● Agree</p> |
|-------------------|---|---|--------|--------|------------|----------------|---|----|-------|---|------|-----------|---|----|----------|---|----|-------------------|---|----|--|
| Choice | Number | Percentage | | | | | | | | | | | | | | | | | | | |
| Strongly Agree | 0 | 0% | | | | | | | | | | | | | | | | | | | |
| Agree | 1 | 100% | | | | | | | | | | | | | | | | | | | |
| Uncertain | 0 | 0% | | | | | | | | | | | | | | | | | | | |
| Disagree | 0 | 0% | | | | | | | | | | | | | | | | | | | |
| Strongly Disagree | 0 | 0% | | | | | | | | | | | | | | | | | | | |
| 6 | I think the Course was well structured to achieve the learning outcomes (there was a good balance of lectures, tutorials, practical etc.) | <table border="1"> <thead> <tr> <th>Choice</th> <th>Number</th> <th>Percentage</th> </tr> </thead> <tbody> <tr> <td>Strongly Agree</td> <td>0</td> <td>0%</td> </tr> <tr> <td>Agree</td> <td>1</td> <td>100%</td> </tr> <tr> <td>Uncertain</td> <td>0</td> <td>0%</td> </tr> <tr> <td>Disagree</td> <td>0</td> <td>0%</td> </tr> <tr> <td>Strongly Disagree</td> <td>0</td> <td>0%</td> </tr> </tbody> </table> | Choice | Number | Percentage | Strongly Agree | 0 | 0% | Agree | 1 | 100% | Uncertain | 0 | 0% | Disagree | 0 | 0% | Strongly Disagree | 0 | 0% |  <p>100%</p> <p>● Agree</p> |
| Choice | Number | Percentage | | | | | | | | | | | | | | | | | | | |
| Strongly Agree | 0 | 0% | | | | | | | | | | | | | | | | | | | |
| Agree | 1 | 100% | | | | | | | | | | | | | | | | | | | |
| Uncertain | 0 | 0% | | | | | | | | | | | | | | | | | | | |
| Disagree | 0 | 0% | | | | | | | | | | | | | | | | | | | |
| Strongly Disagree | 0 | 0% | | | | | | | | | | | | | | | | | | | |
| 7 | The learning and teaching methods encouraged participation | <table border="1"> <thead> <tr> <th>Choice</th> <th>Number</th> <th>Percentage</th> </tr> </thead> <tbody> <tr> <td>Strongly Agree</td> <td>0</td> <td>0%</td> </tr> <tr> <td>Agree</td> <td>1</td> <td>100%</td> </tr> <tr> <td>Uncertain</td> <td>0</td> <td>0%</td> </tr> <tr> <td>Disagree</td> <td>0</td> <td>0%</td> </tr> <tr> <td>Strongly Disagree</td> <td>0</td> <td>0%</td> </tr> </tbody> </table> | Choice | Number | Percentage | Strongly Agree | 0 | 0% | Agree | 1 | 100% | Uncertain | 0 | 0% | Disagree | 0 | 0% | Strongly Disagree | 0 | 0% |  <p>100%</p> <p>● Agree</p> |
| Choice | Number | Percentage | | | | | | | | | | | | | | | | | | | |
| Strongly Agree | 0 | 0% | | | | | | | | | | | | | | | | | | | |
| Agree | 1 | 100% | | | | | | | | | | | | | | | | | | | |
| Uncertain | 0 | 0% | | | | | | | | | | | | | | | | | | | |
| Disagree | 0 | 0% | | | | | | | | | | | | | | | | | | | |
| Strongly Disagree | 0 | 0% | | | | | | | | | | | | | | | | | | | |
| 8 | The overall environment in the class was conducive to learning | <table border="1"> <thead> <tr> <th>Choice</th> <th>Number</th> <th>Percentage</th> </tr> </thead> <tbody> <tr> <td>Strongly Agree</td> <td>0</td> <td>0%</td> </tr> <tr> <td>Agree</td> <td>1</td> <td>100%</td> </tr> <tr> <td>Uncertain</td> <td>0</td> <td>0%</td> </tr> <tr> <td>Disagree</td> <td>0</td> <td>0%</td> </tr> <tr> <td>Strongly Disagree</td> <td>0</td> <td>0%</td> </tr> </tbody> </table> | Choice | Number | Percentage | Strongly Agree | 0 | 0% | Agree | 1 | 100% | Uncertain | 0 | 0% | Disagree | 0 | 0% | Strongly Disagree | 0 | 0% |  <p>100%</p> <p>● Agree</p> |
| Choice | Number | Percentage | | | | | | | | | | | | | | | | | | | |
| Strongly Agree | 0 | 0% | | | | | | | | | | | | | | | | | | | |
| Agree | 1 | 100% | | | | | | | | | | | | | | | | | | | |
| Uncertain | 0 | 0% | | | | | | | | | | | | | | | | | | | |
| Disagree | 0 | 0% | | | | | | | | | | | | | | | | | | | |
| Strongly Disagree | 0 | 0% | | | | | | | | | | | | | | | | | | | |
| 9 | Classrooms were satisfactory | <table border="1"> <thead> <tr> <th>Choice</th> <th>Number</th> <th>Percentage</th> </tr> </thead> <tbody> <tr> <td>Strongly Agree</td> <td>0</td> <td>0%</td> </tr> <tr> <td>Agree</td> <td>1</td> <td>100%</td> </tr> <tr> <td>Uncertain</td> <td>0</td> <td>0%</td> </tr> <tr> <td>Disagree</td> <td>0</td> <td>0%</td> </tr> <tr> <td>Strongly Disagree</td> <td>0</td> <td>0%</td> </tr> </tbody> </table> | Choice | Number | Percentage | Strongly Agree | 0 | 0% | Agree | 1 | 100% | Uncertain | 0 | 0% | Disagree | 0 | 0% | Strongly Disagree | 0 | 0% |  <p>100%</p> <p>● Agree</p> |
| Choice | Number | Percentage | | | | | | | | | | | | | | | | | | | |
| Strongly Agree | 0 | 0% | | | | | | | | | | | | | | | | | | | |
| Agree | 1 | 100% | | | | | | | | | | | | | | | | | | | |
| Uncertain | 0 | 0% | | | | | | | | | | | | | | | | | | | |
| Disagree | 0 | 0% | | | | | | | | | | | | | | | | | | | |
| Strongly Disagree | 0 | 0% | | | | | | | | | | | | | | | | | | | |

| 10 | Learning materials (Lesson Plans, Course Notes etc.) were relevant and useful | <table border="1"> <thead> <tr> <th>Choice</th> <th>Number</th> <th>Percentage</th> </tr> </thead> <tbody> <tr> <td>Strongly Agree</td> <td>0</td> <td>0%</td> </tr> <tr> <td>Agree</td> <td>0</td> <td>0%</td> </tr> <tr> <td>Uncertain</td> <td>1</td> <td>100%</td> </tr> <tr> <td>Disagree</td> <td>0</td> <td>0%</td> </tr> <tr> <td>Strongly Disagree</td> <td>0</td> <td>0%</td> </tr> </tbody> </table> | Choice | Number | Percentage | Strongly Agree | 0 | 0% | Agree | 0 | 0% | Uncertain | 1 | 100% | Disagree | 0 | 0% | Strongly Disagree | 0 | 0% |  |
|-------------------|--|---|--------|--------|------------|----------------|---|----|-------|---|------|-----------|---|------|----------|---|----|-------------------|---|----|---|
| Choice | Number | Percentage | | | | | | | | | | | | | | | | | | | |
| Strongly Agree | 0 | 0% | | | | | | | | | | | | | | | | | | | |
| Agree | 0 | 0% | | | | | | | | | | | | | | | | | | | |
| Uncertain | 1 | 100% | | | | | | | | | | | | | | | | | | | |
| Disagree | 0 | 0% | | | | | | | | | | | | | | | | | | | |
| Strongly Disagree | 0 | 0% | | | | | | | | | | | | | | | | | | | |
| 11 | Recommended reading Books etc. were relevant and appropriate | <table border="1"> <thead> <tr> <th>Choice</th> <th>Number</th> <th>Percentage</th> </tr> </thead> <tbody> <tr> <td>Strongly Agree</td> <td>0</td> <td>0%</td> </tr> <tr> <td>Agree</td> <td>1</td> <td>100%</td> </tr> <tr> <td>Uncertain</td> <td>0</td> <td>0%</td> </tr> <tr> <td>Disagree</td> <td>0</td> <td>0%</td> </tr> <tr> <td>Strongly Disagree</td> <td>0</td> <td>0%</td> </tr> </tbody> </table> | Choice | Number | Percentage | Strongly Agree | 0 | 0% | Agree | 1 | 100% | Uncertain | 0 | 0% | Disagree | 0 | 0% | Strongly Disagree | 0 | 0% |  |
| Choice | Number | Percentage | | | | | | | | | | | | | | | | | | | |
| Strongly Agree | 0 | 0% | | | | | | | | | | | | | | | | | | | |
| Agree | 1 | 100% | | | | | | | | | | | | | | | | | | | |
| Uncertain | 0 | 0% | | | | | | | | | | | | | | | | | | | |
| Disagree | 0 | 0% | | | | | | | | | | | | | | | | | | | |
| Strongly Disagree | 0 | 0% | | | | | | | | | | | | | | | | | | | |
| 12 | The provision of learning resources in the library was adequate and appropriate | <table border="1"> <thead> <tr> <th>Choice</th> <th>Number</th> <th>Percentage</th> </tr> </thead> <tbody> <tr> <td>Strongly Agree</td> <td>0</td> <td>0%</td> </tr> <tr> <td>Agree</td> <td>1</td> <td>100%</td> </tr> <tr> <td>Uncertain</td> <td>0</td> <td>0%</td> </tr> <tr> <td>Disagree</td> <td>0</td> <td>0%</td> </tr> <tr> <td>Strongly Disagree</td> <td>0</td> <td>0%</td> </tr> </tbody> </table> | Choice | Number | Percentage | Strongly Agree | 0 | 0% | Agree | 1 | 100% | Uncertain | 0 | 0% | Disagree | 0 | 0% | Strongly Disagree | 0 | 0% |  |
| Choice | Number | Percentage | | | | | | | | | | | | | | | | | | | |
| Strongly Agree | 0 | 0% | | | | | | | | | | | | | | | | | | | |
| Agree | 1 | 100% | | | | | | | | | | | | | | | | | | | |
| Uncertain | 0 | 0% | | | | | | | | | | | | | | | | | | | |
| Disagree | 0 | 0% | | | | | | | | | | | | | | | | | | | |
| Strongly Disagree | 0 | 0% | | | | | | | | | | | | | | | | | | | |
| 13 | The provision of learning resources on the Web was adequate and appropriate (if relevant) | <table border="1"> <thead> <tr> <th>Choice</th> <th>Number</th> <th>Percentage</th> </tr> </thead> <tbody> <tr> <td>Strongly Agree</td> <td>0</td> <td>0%</td> </tr> <tr> <td>Agree</td> <td>1</td> <td>100%</td> </tr> <tr> <td>Uncertain</td> <td>0</td> <td>0%</td> </tr> <tr> <td>Disagree</td> <td>0</td> <td>0%</td> </tr> <tr> <td>Strongly Disagree</td> <td>0</td> <td>0%</td> </tr> </tbody> </table> | Choice | Number | Percentage | Strongly Agree | 0 | 0% | Agree | 1 | 100% | Uncertain | 0 | 0% | Disagree | 0 | 0% | Strongly Disagree | 0 | 0% |  |
| Choice | Number | Percentage | | | | | | | | | | | | | | | | | | | |
| Strongly Agree | 0 | 0% | | | | | | | | | | | | | | | | | | | |
| Agree | 1 | 100% | | | | | | | | | | | | | | | | | | | |
| Uncertain | 0 | 0% | | | | | | | | | | | | | | | | | | | |
| Disagree | 0 | 0% | | | | | | | | | | | | | | | | | | | |
| Strongly Disagree | 0 | 0% | | | | | | | | | | | | | | | | | | | |
| 14 | The Course stimulated my interest and thought on the subject area | <table border="1"> <thead> <tr> <th>Choice</th> <th>Number</th> <th>Percentage</th> </tr> </thead> <tbody> <tr> <td>Strongly Agree</td> <td>0</td> <td>0%</td> </tr> <tr> <td>Agree</td> <td>1</td> <td>100%</td> </tr> <tr> <td>Uncertain</td> <td>0</td> <td>0%</td> </tr> <tr> <td>Disagree</td> <td>0</td> <td>0%</td> </tr> <tr> <td>Strongly Disagree</td> <td>0</td> <td>0%</td> </tr> </tbody> </table> | Choice | Number | Percentage | Strongly Agree | 0 | 0% | Agree | 1 | 100% | Uncertain | 0 | 0% | Disagree | 0 | 0% | Strongly Disagree | 0 | 0% |  |
| Choice | Number | Percentage | | | | | | | | | | | | | | | | | | | |
| Strongly Agree | 0 | 0% | | | | | | | | | | | | | | | | | | | |
| Agree | 1 | 100% | | | | | | | | | | | | | | | | | | | |
| Uncertain | 0 | 0% | | | | | | | | | | | | | | | | | | | |
| Disagree | 0 | 0% | | | | | | | | | | | | | | | | | | | |
| Strongly Disagree | 0 | 0% | | | | | | | | | | | | | | | | | | | |

| 15 | The pace of the Course was appropriate | <table border="1"> <thead> <tr> <th>Choice</th> <th>Number</th> <th>Percentage</th> </tr> </thead> <tbody> <tr> <td>Strongly Agree</td> <td>0</td> <td>0%</td> </tr> <tr> <td>Agree</td> <td>0</td> <td>0%</td> </tr> <tr> <td>Uncertain</td> <td>1</td> <td>100%</td> </tr> <tr> <td>Disagree</td> <td>0</td> <td>0%</td> </tr> <tr> <td>Strongly Disagree</td> <td>0</td> <td>0%</td> </tr> </tbody> </table> | Choice | Number | Percentage | Strongly Agree | 0 | 0% | Agree | 0 | 0% | Uncertain | 1 | 100% | Disagree | 0 | 0% | Strongly Disagree | 0 | 0% | <p>100%</p> <p>● Unce...</p> |
|-------------------|---|---|--------|--------|------------|----------------|---|----|-------|---|------|-----------|---|------|----------|---|----|-------------------|---|----|------------------------------|
| Choice | Number | Percentage | | | | | | | | | | | | | | | | | | | |
| Strongly Agree | 0 | 0% | | | | | | | | | | | | | | | | | | | |
| Agree | 0 | 0% | | | | | | | | | | | | | | | | | | | |
| Uncertain | 1 | 100% | | | | | | | | | | | | | | | | | | | |
| Disagree | 0 | 0% | | | | | | | | | | | | | | | | | | | |
| Strongly Disagree | 0 | 0% | | | | | | | | | | | | | | | | | | | |
| 16 | Ideas and concepts were presented clearly | <table border="1"> <thead> <tr> <th>Choice</th> <th>Number</th> <th>Percentage</th> </tr> </thead> <tbody> <tr> <td>Strongly Agree</td> <td>0</td> <td>0%</td> </tr> <tr> <td>Agree</td> <td>0</td> <td>0%</td> </tr> <tr> <td>Uncertain</td> <td>1</td> <td>100%</td> </tr> <tr> <td>Disagree</td> <td>0</td> <td>0%</td> </tr> <tr> <td>Strongly Disagree</td> <td>0</td> <td>0%</td> </tr> </tbody> </table> | Choice | Number | Percentage | Strongly Agree | 0 | 0% | Agree | 0 | 0% | Uncertain | 1 | 100% | Disagree | 0 | 0% | Strongly Disagree | 0 | 0% | <p>100%</p> <p>● Unce...</p> |
| Choice | Number | Percentage | | | | | | | | | | | | | | | | | | | |
| Strongly Agree | 0 | 0% | | | | | | | | | | | | | | | | | | | |
| Agree | 0 | 0% | | | | | | | | | | | | | | | | | | | |
| Uncertain | 1 | 100% | | | | | | | | | | | | | | | | | | | |
| Disagree | 0 | 0% | | | | | | | | | | | | | | | | | | | |
| Strongly Disagree | 0 | 0% | | | | | | | | | | | | | | | | | | | |
| 17 | The method of assessment were reasonable | <table border="1"> <thead> <tr> <th>Choice</th> <th>Number</th> <th>Percentage</th> </tr> </thead> <tbody> <tr> <td>Strongly Agree</td> <td>0</td> <td>0%</td> </tr> <tr> <td>Agree</td> <td>1</td> <td>100%</td> </tr> <tr> <td>Uncertain</td> <td>0</td> <td>0%</td> </tr> <tr> <td>Disagree</td> <td>0</td> <td>0%</td> </tr> <tr> <td>Strongly Disagree</td> <td>0</td> <td>0%</td> </tr> </tbody> </table> | Choice | Number | Percentage | Strongly Agree | 0 | 0% | Agree | 1 | 100% | Uncertain | 0 | 0% | Disagree | 0 | 0% | Strongly Disagree | 0 | 0% | <p>100%</p> <p>● Agree</p> |
| Choice | Number | Percentage | | | | | | | | | | | | | | | | | | | |
| Strongly Agree | 0 | 0% | | | | | | | | | | | | | | | | | | | |
| Agree | 1 | 100% | | | | | | | | | | | | | | | | | | | |
| Uncertain | 0 | 0% | | | | | | | | | | | | | | | | | | | |
| Disagree | 0 | 0% | | | | | | | | | | | | | | | | | | | |
| Strongly Disagree | 0 | 0% | | | | | | | | | | | | | | | | | | | |
| 18 | Feedback on assessment was timely | <table border="1"> <thead> <tr> <th>Choice</th> <th>Number</th> <th>Percentage</th> </tr> </thead> <tbody> <tr> <td>Strongly Agree</td> <td>0</td> <td>0%</td> </tr> <tr> <td>Agree</td> <td>1</td> <td>100%</td> </tr> <tr> <td>Uncertain</td> <td>0</td> <td>0%</td> </tr> <tr> <td>Disagree</td> <td>0</td> <td>0%</td> </tr> <tr> <td>Strongly Disagree</td> <td>0</td> <td>0%</td> </tr> </tbody> </table> | Choice | Number | Percentage | Strongly Agree | 0 | 0% | Agree | 1 | 100% | Uncertain | 0 | 0% | Disagree | 0 | 0% | Strongly Disagree | 0 | 0% | <p>100%</p> <p>● Agree</p> |
| Choice | Number | Percentage | | | | | | | | | | | | | | | | | | | |
| Strongly Agree | 0 | 0% | | | | | | | | | | | | | | | | | | | |
| Agree | 1 | 100% | | | | | | | | | | | | | | | | | | | |
| Uncertain | 0 | 0% | | | | | | | | | | | | | | | | | | | |
| Disagree | 0 | 0% | | | | | | | | | | | | | | | | | | | |
| Strongly Disagree | 0 | 0% | | | | | | | | | | | | | | | | | | | |
| 19 | Feedback on assessment was helpful | <table border="1"> <thead> <tr> <th>Choice</th> <th>Number</th> <th>Percentage</th> </tr> </thead> <tbody> <tr> <td>Strongly Agree</td> <td>0</td> <td>0%</td> </tr> <tr> <td>Agree</td> <td>1</td> <td>100%</td> </tr> <tr> <td>Uncertain</td> <td>0</td> <td>0%</td> </tr> <tr> <td>Disagree</td> <td>0</td> <td>0%</td> </tr> <tr> <td>Strongly Disagree</td> <td>0</td> <td>0%</td> </tr> </tbody> </table> | Choice | Number | Percentage | Strongly Agree | 0 | 0% | Agree | 1 | 100% | Uncertain | 0 | 0% | Disagree | 0 | 0% | Strongly Disagree | 0 | 0% | <p>100%</p> <p>● Agree</p> |
| Choice | Number | Percentage | | | | | | | | | | | | | | | | | | | |
| Strongly Agree | 0 | 0% | | | | | | | | | | | | | | | | | | | |
| Agree | 1 | 100% | | | | | | | | | | | | | | | | | | | |
| Uncertain | 0 | 0% | | | | | | | | | | | | | | | | | | | |
| Disagree | 0 | 0% | | | | | | | | | | | | | | | | | | | |
| Strongly Disagree | 0 | 0% | | | | | | | | | | | | | | | | | | | |

| 20 | I understood the lectures | <table border="1"> <thead> <tr> <th>Choice</th> <th>Number</th> <th>Percentage</th> </tr> </thead> <tbody> <tr> <td>Strongly Agree</td> <td>0</td> <td>0%</td> </tr> <tr> <td>Agree</td> <td>1</td> <td>100%</td> </tr> <tr> <td>Uncertain</td> <td>0</td> <td>0%</td> </tr> <tr> <td>Disagree</td> <td>0</td> <td>0%</td> </tr> <tr> <td>Strongly Disagree</td> <td>0</td> <td>0%</td> </tr> </tbody> </table> | Choice | Number | Percentage | Strongly Agree | 0 | 0% | Agree | 1 | 100% | Uncertain | 0 | 0% | Disagree | 0 | 0% | Strongly Disagree | 0 | 0% |  <p>● Agree</p> |
|-------------------|---|---|--------|--------|------------|----------------|---|------|-------|---|------|-----------|---|----|----------|---|----|-------------------|---|----|--|
| Choice | Number | Percentage | | | | | | | | | | | | | | | | | | | |
| Strongly Agree | 0 | 0% | | | | | | | | | | | | | | | | | | | |
| Agree | 1 | 100% | | | | | | | | | | | | | | | | | | | |
| Uncertain | 0 | 0% | | | | | | | | | | | | | | | | | | | |
| Disagree | 0 | 0% | | | | | | | | | | | | | | | | | | | |
| Strongly Disagree | 0 | 0% | | | | | | | | | | | | | | | | | | | |
| 21 | The material was well organized and presented | <table border="1"> <thead> <tr> <th>Choice</th> <th>Number</th> <th>Percentage</th> </tr> </thead> <tbody> <tr> <td>Strongly Agree</td> <td>0</td> <td>0%</td> </tr> <tr> <td>Agree</td> <td>1</td> <td>100%</td> </tr> <tr> <td>Uncertain</td> <td>0</td> <td>0%</td> </tr> <tr> <td>Disagree</td> <td>0</td> <td>0%</td> </tr> <tr> <td>Strongly Disagree</td> <td>0</td> <td>0%</td> </tr> </tbody> </table> | Choice | Number | Percentage | Strongly Agree | 0 | 0% | Agree | 1 | 100% | Uncertain | 0 | 0% | Disagree | 0 | 0% | Strongly Disagree | 0 | 0% |  <p>● Agree</p> |
| Choice | Number | Percentage | | | | | | | | | | | | | | | | | | | |
| Strongly Agree | 0 | 0% | | | | | | | | | | | | | | | | | | | |
| Agree | 1 | 100% | | | | | | | | | | | | | | | | | | | |
| Uncertain | 0 | 0% | | | | | | | | | | | | | | | | | | | |
| Disagree | 0 | 0% | | | | | | | | | | | | | | | | | | | |
| Strongly Disagree | 0 | 0% | | | | | | | | | | | | | | | | | | | |
| 22 | The instructor was responsive to student needs and problems | <table border="1"> <thead> <tr> <th>Choice</th> <th>Number</th> <th>Percentage</th> </tr> </thead> <tbody> <tr> <td>Strongly Agree</td> <td>1</td> <td>100%</td> </tr> <tr> <td>Agree</td> <td>0</td> <td>0%</td> </tr> <tr> <td>Uncertain</td> <td>0</td> <td>0%</td> </tr> <tr> <td>Disagree</td> <td>0</td> <td>0%</td> </tr> <tr> <td>Strongly Disagree</td> <td>0</td> <td>0%</td> </tr> </tbody> </table> | Choice | Number | Percentage | Strongly Agree | 1 | 100% | Agree | 0 | 0% | Uncertain | 0 | 0% | Disagree | 0 | 0% | Strongly Disagree | 0 | 0% |  <p>● Stron...</p> |
| Choice | Number | Percentage | | | | | | | | | | | | | | | | | | | |
| Strongly Agree | 1 | 100% | | | | | | | | | | | | | | | | | | | |
| Agree | 0 | 0% | | | | | | | | | | | | | | | | | | | |
| Uncertain | 0 | 0% | | | | | | | | | | | | | | | | | | | |
| Disagree | 0 | 0% | | | | | | | | | | | | | | | | | | | |
| Strongly Disagree | 0 | 0% | | | | | | | | | | | | | | | | | | | |
| 23 | Had the instructor been regular throughout the course | <table border="1"> <thead> <tr> <th>Choice</th> <th>Number</th> <th>Percentage</th> </tr> </thead> <tbody> <tr> <td>Strongly Agree</td> <td>0</td> <td>0%</td> </tr> <tr> <td>Agree</td> <td>1</td> <td>100%</td> </tr> <tr> <td>Uncertain</td> <td>0</td> <td>0%</td> </tr> <tr> <td>Disagree</td> <td>0</td> <td>0%</td> </tr> <tr> <td>Strongly Disagree</td> <td>0</td> <td>0%</td> </tr> </tbody> </table> | Choice | Number | Percentage | Strongly Agree | 0 | 0% | Agree | 1 | 100% | Uncertain | 0 | 0% | Disagree | 0 | 0% | Strongly Disagree | 0 | 0% |  <p>● Agree</p> |
| Choice | Number | Percentage | | | | | | | | | | | | | | | | | | | |
| Strongly Agree | 0 | 0% | | | | | | | | | | | | | | | | | | | |
| Agree | 1 | 100% | | | | | | | | | | | | | | | | | | | |
| Uncertain | 0 | 0% | | | | | | | | | | | | | | | | | | | |
| Disagree | 0 | 0% | | | | | | | | | | | | | | | | | | | |
| Strongly Disagree | 0 | 0% | | | | | | | | | | | | | | | | | | | |
| 24 | The material in the tutorials was useful | <table border="1"> <thead> <tr> <th>Choice</th> <th>Number</th> <th>Percentage</th> </tr> </thead> <tbody> <tr> <td>Strongly Agree</td> <td>0</td> <td>0%</td> </tr> <tr> <td>Agree</td> <td>1</td> <td>100%</td> </tr> <tr> <td>Uncertain</td> <td>0</td> <td>0%</td> </tr> <tr> <td>Disagree</td> <td>0</td> <td>0%</td> </tr> <tr> <td>Strongly Disagree</td> <td>0</td> <td>0%</td> </tr> </tbody> </table> | Choice | Number | Percentage | Strongly Agree | 0 | 0% | Agree | 1 | 100% | Uncertain | 0 | 0% | Disagree | 0 | 0% | Strongly Disagree | 0 | 0% |  <p>● Agree</p> |
| Choice | Number | Percentage | | | | | | | | | | | | | | | | | | | |
| Strongly Agree | 0 | 0% | | | | | | | | | | | | | | | | | | | |
| Agree | 1 | 100% | | | | | | | | | | | | | | | | | | | |
| Uncertain | 0 | 0% | | | | | | | | | | | | | | | | | | | |
| Disagree | 0 | 0% | | | | | | | | | | | | | | | | | | | |
| Strongly Disagree | 0 | 0% | | | | | | | | | | | | | | | | | | | |

| 25 | I was happy with the amount of work needed for tutorials | <table border="1"> <thead> <tr> <th>Choice</th> <th>Number</th> <th>Percentage</th> </tr> </thead> <tbody> <tr> <td>Strongly Agree</td> <td>0</td> <td>0%</td> </tr> <tr> <td>Agree</td> <td>1</td> <td>100%</td> </tr> <tr> <td>Uncertain</td> <td>0</td> <td>0%</td> </tr> <tr> <td>Disagree</td> <td>0</td> <td>0%</td> </tr> <tr> <td>Strongly Disagree</td> <td>0</td> <td>0%</td> </tr> </tbody> </table> | Choice | Number | Percentage | Strongly Agree | 0 | 0% | Agree | 1 | 100% | Uncertain | 0 | 0% | Disagree | 0 | 0% | Strongly Disagree | 0 | 0% |  <p>100%</p> <p>● Agree</p> |
|-------------------|--|---|--------|--------|------------|----------------|---|----|-------|---|------|-----------|---|----|----------|---|----|-------------------|---|----|--|
| Choice | Number | Percentage | | | | | | | | | | | | | | | | | | | |
| Strongly Agree | 0 | 0% | | | | | | | | | | | | | | | | | | | |
| Agree | 1 | 100% | | | | | | | | | | | | | | | | | | | |
| Uncertain | 0 | 0% | | | | | | | | | | | | | | | | | | | |
| Disagree | 0 | 0% | | | | | | | | | | | | | | | | | | | |
| Strongly Disagree | 0 | 0% | | | | | | | | | | | | | | | | | | | |
| 26 | The tutor dealt effectively with my problems | <table border="1"> <thead> <tr> <th>Choice</th> <th>Number</th> <th>Percentage</th> </tr> </thead> <tbody> <tr> <td>Strongly Agree</td> <td>0</td> <td>0%</td> </tr> <tr> <td>Agree</td> <td>1</td> <td>100%</td> </tr> <tr> <td>Uncertain</td> <td>0</td> <td>0%</td> </tr> <tr> <td>Disagree</td> <td>0</td> <td>0%</td> </tr> <tr> <td>Strongly Disagree</td> <td>0</td> <td>0%</td> </tr> </tbody> </table> | Choice | Number | Percentage | Strongly Agree | 0 | 0% | Agree | 1 | 100% | Uncertain | 0 | 0% | Disagree | 0 | 0% | Strongly Disagree | 0 | 0% |  <p>100%</p> <p>● Agree</p> |
| Choice | Number | Percentage | | | | | | | | | | | | | | | | | | | |
| Strongly Agree | 0 | 0% | | | | | | | | | | | | | | | | | | | |
| Agree | 1 | 100% | | | | | | | | | | | | | | | | | | | |
| Uncertain | 0 | 0% | | | | | | | | | | | | | | | | | | | |
| Disagree | 0 | 0% | | | | | | | | | | | | | | | | | | | |
| Strongly Disagree | 0 | 0% | | | | | | | | | | | | | | | | | | | |
| 27 | The material in the practicals was useful | <table border="1"> <thead> <tr> <th>Choice</th> <th>Number</th> <th>Percentage</th> </tr> </thead> <tbody> <tr> <td>Strongly Agree</td> <td>0</td> <td>0%</td> </tr> <tr> <td>Agree</td> <td>1</td> <td>100%</td> </tr> <tr> <td>Uncertain</td> <td>0</td> <td>0%</td> </tr> <tr> <td>Disagree</td> <td>0</td> <td>0%</td> </tr> <tr> <td>Strongly Disagree</td> <td>0</td> <td>0%</td> </tr> </tbody> </table> | Choice | Number | Percentage | Strongly Agree | 0 | 0% | Agree | 1 | 100% | Uncertain | 0 | 0% | Disagree | 0 | 0% | Strongly Disagree | 0 | 0% |  <p>100%</p> <p>● Agree</p> |
| Choice | Number | Percentage | | | | | | | | | | | | | | | | | | | |
| Strongly Agree | 0 | 0% | | | | | | | | | | | | | | | | | | | |
| Agree | 1 | 100% | | | | | | | | | | | | | | | | | | | |
| Uncertain | 0 | 0% | | | | | | | | | | | | | | | | | | | |
| Disagree | 0 | 0% | | | | | | | | | | | | | | | | | | | |
| Strongly Disagree | 0 | 0% | | | | | | | | | | | | | | | | | | | |
| 28 | The demonstrators dealt effectively with my problems | <table border="1"> <thead> <tr> <th>Choice</th> <th>Number</th> <th>Percentage</th> </tr> </thead> <tbody> <tr> <td>Strongly Agree</td> <td>0</td> <td>0%</td> </tr> <tr> <td>Agree</td> <td>1</td> <td>100%</td> </tr> <tr> <td>Uncertain</td> <td>0</td> <td>0%</td> </tr> <tr> <td>Disagree</td> <td>0</td> <td>0%</td> </tr> <tr> <td>Strongly Disagree</td> <td>0</td> <td>0%</td> </tr> </tbody> </table> | Choice | Number | Percentage | Strongly Agree | 0 | 0% | Agree | 1 | 100% | Uncertain | 0 | 0% | Disagree | 0 | 0% | Strongly Disagree | 0 | 0% |  <p>100%</p> <p>● Agree</p> |
| Choice | Number | Percentage | | | | | | | | | | | | | | | | | | | |
| Strongly Agree | 0 | 0% | | | | | | | | | | | | | | | | | | | |
| Agree | 1 | 100% | | | | | | | | | | | | | | | | | | | |
| Uncertain | 0 | 0% | | | | | | | | | | | | | | | | | | | |
| Disagree | 0 | 0% | | | | | | | | | | | | | | | | | | | |
| Strongly Disagree | 0 | 0% | | | | | | | | | | | | | | | | | | | |
| 29 | The best features of the Course were | good | | | | | | | | | | | | | | | | | | | |
| 30 | The Course could have been improved by | good | | | | | | | | | | | | | | | | | | | |
| 31 | The University does not tolerate discrimination on any irrelevant distinction (e.g. race, age, gender) and is committed to work with diversity in a wholly positive way. Please indicate below anything in relation to this Course which may run counter to this objective | good | | | | | | | | | | | | | | | | | | | |