

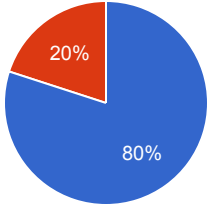



















# Course Evaluation - Program: 0250

| Teacher Name: SAID WALI      |  | Course ID: ACC-301<br>Course Title: Cost Accounting   |        | Session: 2017 Fall |            |                |   |      |       |   |    |           |   |    |          |   |    |                   |   |    |   |  |  |
|------------------------------|--|---|--------|--------------------|------------|----------------|---|------|-------|---|----|-----------|---|----|----------|---|----|-------------------|---|----|---|--|--|
| Shift: Morning -- Section: B |  | Total Strength: 14  |        | Attempted: 5       |            |                |   |      |       |   |    |           |   |    |          |   |    |                   |   |    |   |  |  |
| S.No                         | Question   | Opinions  |        |                    | Chart      |                |   |      |       |   |    |           |   |    |          |   |    |                   |   |    |   |  |  |
| 1                            | The course objectives were clear   | <table border="1"> <thead> <tr> <th>Choice</th> <th>Number</th> <th>Percentage</th> </tr> </thead> <tbody> <tr> <td>Strongly Agree</td> <td>5</td> <td>100%</td> </tr> <tr> <td>Agree</td> <td>0</td> <td>0%</td> </tr> <tr> <td>Uncertain</td> <td>0</td> <td>0%</td> </tr> <tr> <td>Disagree</td> <td>0</td> <td>0%</td> </tr> <tr> <td>Strongly Disagree</td> <td>0</td> <td>0%</td> </tr> </tbody> </table> | Choice | Number             | Percentage | Strongly Agree | 5 | 100% | Agree | 0 | 0% | Uncertain | 0 | 0% | Disagree | 0 | 0% | Strongly Disagree | 0 | 0% | <p>A pie chart representing the distribution of responses for the question 'The course objectives were clear'. The chart is a single solid blue circle with the text '100%' in the center. To the right of the chart is a legend consisting of a small blue circle followed by the text 'Stron...'. The data table indicates that 5 out of 5 respondents (100%) chose 'Strongly Agree'.</p>   |  |  |
| Choice                       | Number   | Percentage  |        |                    |            |                |   |      |       |   |    |           |   |    |          |   |    |                   |   |    |   |  |  |
| Strongly Agree               | 5  | 100%  |        |                    |            |                |   |      |       |   |    |           |   |    |          |   |    |                   |   |    |   |  |  |
| Agree                        | 0  | 0%  |        |                    |            |                |   |      |       |   |    |           |   |    |          |   |    |                   |   |    |   |  |  |
| Uncertain                    | 0  | 0%  |        |                    |            |                |   |      |       |   |    |           |   |    |          |   |    |                   |   |    |   |  |  |
| Disagree                     | 0  | 0%  |        |                    |            |                |   |      |       |   |    |           |   |    |          |   |    |                   |   |    |   |  |  |
| Strongly Disagree            | 0  | 0%  |        |                    |            |                |   |      |       |   |    |           |   |    |          |   |    |                   |   |    |   |  |  |
| 2                            | The Course workload was manageable   | <table border="1"> <thead> <tr> <th>Choice</th> <th>Number</th> <th>Percentage</th> </tr> </thead> <tbody> <tr> <td>Strongly Agree</td> <td>5</td> <td>100%</td> </tr> <tr> <td>Agree</td> <td>0</td> <td>0%</td> </tr> <tr> <td>Uncertain</td> <td>0</td> <td>0%</td> </tr> <tr> <td>Disagree</td> <td>0</td> <td>0%</td> </tr> <tr> <td>Strongly Disagree</td> <td>0</td> <td>0%</td> </tr> </tbody> </table> | Choice | Number             | Percentage | Strongly Agree | 5 | 100% | Agree | 0 | 0% | Uncertain | 0 | 0% | Disagree | 0 | 0% | Strongly Disagree | 0 | 0% | <p>A pie chart representing the distribution of responses for the question 'The Course workload was manageable'. The chart is a single solid blue circle with the text '100%' in the center. To the right of the chart is a legend consisting of a small blue circle followed by the text 'Stron...'. The data table indicates that 5 out of 5 respondents (100%) chose 'Strongly Agree'.</p>   |  |  |
| Choice                       | Number   | Percentage  |        |                    |            |                |   |      |       |   |    |           |   |    |          |   |    |                   |   |    |   |  |  |
| Strongly Agree               | 5  | 100%  |        |                    |            |                |   |      |       |   |    |           |   |    |          |   |    |                   |   |    |   |  |  |
| Agree                        | 0  | 0%  |        |                    |            |                |   |      |       |   |    |           |   |    |          |   |    |                   |   |    |   |  |  |
| Uncertain                    | 0  | 0%  |        |                    |            |                |   |      |       |   |    |           |   |    |          |   |    |                   |   |    |   |  |  |
| Disagree                     | 0  | 0%  |        |                    |            |                |   |      |       |   |    |           |   |    |          |   |    |                   |   |    |   |  |  |
| Strongly Disagree            | 0  | 0%  |        |                    |            |                |   |      |       |   |    |           |   |    |          |   |    |                   |   |    |   |  |  |
| 3                            | The Course was well organized (e.g. timely access to materials, notification of changes, etc.) | <table border="1"> <thead> <tr> <th>Choice</th> <th>Number</th> <th>Percentage</th> </tr> </thead> <tbody> <tr> <td>Strongly Agree</td> <td>5</td> <td>100%</td> </tr> <tr> <td>Agree</td> <td>0</td> <td>0%</td> </tr> <tr> <td>Uncertain</td> <td>0</td> <td>0%</td> </tr> <tr> <td>Disagree</td> <td>0</td> <td>0%</td> </tr> <tr> <td>Strongly Disagree</td> <td>0</td> <td>0%</td> </tr> </tbody> </table> | Choice | Number             | Percentage | Strongly Agree | 5 | 100% | Agree | 0 | 0% | Uncertain | 0 | 0% | Disagree | 0 | 0% | Strongly Disagree | 0 | 0% | <p>A pie chart representing the distribution of responses for the question 'The Course was well organized (e.g. timely access to materials, notification of changes, etc.)'. The chart is a single solid blue circle with the text '100%' in the center. To the right of the chart is a legend consisting of a small blue circle followed by the text 'Stron...'. The data table indicates that 5 out of 5 respondents (100%) chose 'Strongly Agree'.</p> |  |  |
| Choice                       | Number   | Percentage  |        |                    |            |                |   |      |       |   |    |           |   |    |          |   |    |                   |   |    |   |  |  |
| Strongly Agree               | 5  | 100%  |        |                    |            |                |   |      |       |   |    |           |   |    |          |   |    |                   |   |    |   |  |  |
| Agree                        | 0  | 0%  |        |                    |            |                |   |      |       |   |    |           |   |    |          |   |    |                   |   |    |   |  |  |
| Uncertain                    | 0  | 0%  |        |                    |            |                |   |      |       |   |    |           |   |    |          |   |    |                   |   |    |   |  |  |
| Disagree                     | 0  | 0%  |        |                    |            |                |   |      |       |   |    |           |   |    |          |   |    |                   |   |    |   |  |  |
| Strongly Disagree            | 0  | 0%  |        |                    |            |                |   |      |       |   |    |           |   |    |          |   |    |                   |   |    |   |  |  |
| 4                            | I participated actively in the Course  | <table border="1"> <thead> <tr> <th>Choice</th> <th>Number</th> <th>Percentage</th> </tr> </thead> <tbody> <tr> <td>Strongly Agree</td> <td>5</td> <td>100%</td> </tr> <tr> <td>Agree</td> <td>0</td> <td>0%</td> </tr> <tr> <td>Uncertain</td> <td>0</td> <td>0%</td> </tr> <tr> <td>Disagree</td> <td>0</td> <td>0%</td> </tr> <tr> <td>Strongly Disagree</td> <td>0</td> <td>0%</td> </tr> </tbody> </table> | Choice | Number             | Percentage | Strongly Agree | 5 | 100% | Agree | 0 | 0% | Uncertain | 0 | 0% | Disagree | 0 | 0% | Strongly Disagree | 0 | 0% | <p>A pie chart representing the distribution of responses for the question 'I participated actively in the Course'. The chart is a single solid blue circle with the text '100%' in the center. To the right of the chart is a legend consisting of a small blue circle followed by the text 'Stron...'. The data table indicates that 5 out of 5 respondents (100%) chose 'Strongly Agree'.</p>  |  |  |
| Choice                       | Number   | Percentage  |        |                    |            |                |   |      |       |   |    |           |   |    |          |   |    |                   |   |    |   |  |  |
| Strongly Agree               | 5  | 100%  |        |                    |            |                |   |      |       |   |    |           |   |    |          |   |    |                   |   |    |   |  |  |
| Agree                        | 0  | 0%  |        |                    |            |                |   |      |       |   |    |           |   |    |          |   |    |                   |   |    |   |  |  |
| Uncertain                    | 0  | 0%  |        |                    |            |                |   |      |       |   |    |           |   |    |          |   |    |                   |   |    |   |  |  |
| Disagree                     | 0  | 0%  |        |                    |            |                |   |      |       |   |    |           |   |    |          |   |    |                   |   |    |   |  |  |
| Strongly Disagree            | 0  | 0%  |        |                    |            |                |   |      |       |   |    |           |   |    |          |   |    |                   |   |    |   |  |  |

| 5                 | I think I have made progress in this Course   | <table border="1"> <thead> <tr> <th>Choice</th> <th>Number</th> <th>Percentage</th> </tr> </thead> <tbody> <tr> <td>Strongly Agree</td> <td>5</td> <td>100%</td> </tr> <tr> <td>Agree</td> <td>0</td> <td>0%</td> </tr> <tr> <td>Uncertain</td> <td>0</td> <td>0%</td> </tr> <tr> <td>Disagree</td> <td>0</td> <td>0%</td> </tr> <tr> <td>Strongly Disagree</td> <td>0</td> <td>0%</td> </tr> </tbody> </table> | Choice | Number | Percentage | Strongly Agree | 5 | 100% | Agree | 0 | 0%  | Uncertain | 0 | 0% | Disagree | 0 | 0% | Strongly Disagree | 0 | 0% |  <p>100%</p> <ul style="list-style-type: none"> <li>● Stron...</li> </ul>                              |
|-------------------|---|---|--------|--------|------------|----------------|---|------|-------|---|-----|-----------|---|----|----------|---|----|-------------------|---|----|--|
| Choice            | Number  | Percentage  |        |        |            |                |   |      |       |   |     |           |   |    |          |   |    |                   |   |    |  |
| Strongly Agree    | 5   | 100%  |        |        |            |                |   |      |       |   |     |           |   |    |          |   |    |                   |   |    |  |
| Agree             | 0   | 0%  |        |        |            |                |   |      |       |   |     |           |   |    |          |   |    |                   |   |    |  |
| Uncertain         | 0   | 0%  |        |        |            |                |   |      |       |   |     |           |   |    |          |   |    |                   |   |    |  |
| Disagree          | 0   | 0%  |        |        |            |                |   |      |       |   |     |           |   |    |          |   |    |                   |   |    |  |
| Strongly Disagree | 0   | 0%  |        |        |            |                |   |      |       |   |     |           |   |    |          |   |    |                   |   |    |  |
| 6                 | I think the Course was well structured to achieve the learning outcomes (there was a good balance of lectures, tutorials, practical etc.) | <table border="1"> <thead> <tr> <th>Choice</th> <th>Number</th> <th>Percentage</th> </tr> </thead> <tbody> <tr> <td>Strongly Agree</td> <td>5</td> <td>100%</td> </tr> <tr> <td>Agree</td> <td>0</td> <td>0%</td> </tr> <tr> <td>Uncertain</td> <td>0</td> <td>0%</td> </tr> <tr> <td>Disagree</td> <td>0</td> <td>0%</td> </tr> <tr> <td>Strongly Disagree</td> <td>0</td> <td>0%</td> </tr> </tbody> </table> | Choice | Number | Percentage | Strongly Agree | 5 | 100% | Agree | 0 | 0%  | Uncertain | 0 | 0% | Disagree | 0 | 0% | Strongly Disagree | 0 | 0% |  <p>100%</p> <ul style="list-style-type: none"> <li>● Stron...</li> </ul>                             |
| Choice            | Number  | Percentage  |        |        |            |                |   |      |       |   |     |           |   |    |          |   |    |                   |   |    |  |
| Strongly Agree    | 5   | 100%  |        |        |            |                |   |      |       |   |     |           |   |    |          |   |    |                   |   |    |  |
| Agree             | 0   | 0%  |        |        |            |                |   |      |       |   |     |           |   |    |          |   |    |                   |   |    |  |
| Uncertain         | 0   | 0%  |        |        |            |                |   |      |       |   |     |           |   |    |          |   |    |                   |   |    |  |
| Disagree          | 0   | 0%  |        |        |            |                |   |      |       |   |     |           |   |    |          |   |    |                   |   |    |  |
| Strongly Disagree | 0   | 0%  |        |        |            |                |   |      |       |   |     |           |   |    |          |   |    |                   |   |    |  |
| 7                 | The learning and teaching methods encouraged participation  | <table border="1"> <thead> <tr> <th>Choice</th> <th>Number</th> <th>Percentage</th> </tr> </thead> <tbody> <tr> <td>Strongly Agree</td> <td>4</td> <td>80%</td> </tr> <tr> <td>Agree</td> <td>1</td> <td>20%</td> </tr> <tr> <td>Uncertain</td> <td>0</td> <td>0%</td> </tr> <tr> <td>Disagree</td> <td>0</td> <td>0%</td> </tr> <tr> <td>Strongly Disagree</td> <td>0</td> <td>0%</td> </tr> </tbody> </table> | Choice | Number | Percentage | Strongly Agree | 4 | 80%  | Agree | 1 | 20% | Uncertain | 0 | 0% | Disagree | 0 | 0% | Strongly Disagree | 0 | 0% |  <p>80%</p> <p>20%</p> <ul style="list-style-type: none"> <li>● Stron...</li> <li>● Agree</li> </ul> |
| Choice            | Number  | Percentage  |        |        |            |                |   |      |       |   |     |           |   |    |          |   |    |                   |   |    |  |
| Strongly Agree    | 4   | 80%   |        |        |            |                |   |      |       |   |     |           |   |    |          |   |    |                   |   |    |  |
| Agree             | 1   | 20%   |        |        |            |                |   |      |       |   |     |           |   |    |          |   |    |                   |   |    |  |
| Uncertain         | 0   | 0%  |        |        |            |                |   |      |       |   |     |           |   |    |          |   |    |                   |   |    |  |
| Disagree          | 0   | 0%  |        |        |            |                |   |      |       |   |     |           |   |    |          |   |    |                   |   |    |  |
| Strongly Disagree | 0   | 0%  |        |        |            |                |   |      |       |   |     |           |   |    |          |   |    |                   |   |    |  |
| 8                 | The overall environment in the class was conducive to learning  | <table border="1"> <thead> <tr> <th>Choice</th> <th>Number</th> <th>Percentage</th> </tr> </thead> <tbody> <tr> <td>Strongly Agree</td> <td>5</td> <td>100%</td> </tr> <tr> <td>Agree</td> <td>0</td> <td>0%</td> </tr> <tr> <td>Uncertain</td> <td>0</td> <td>0%</td> </tr> <tr> <td>Disagree</td> <td>0</td> <td>0%</td> </tr> <tr> <td>Strongly Disagree</td> <td>0</td> <td>0%</td> </tr> </tbody> </table> | Choice | Number | Percentage | Strongly Agree | 5 | 100% | Agree | 0 | 0%  | Uncertain | 0 | 0% | Disagree | 0 | 0% | Strongly Disagree | 0 | 0% |  <p>100%</p> <ul style="list-style-type: none"> <li>● Stron...</li> </ul>                           |
| Choice            | Number  | Percentage  |        |        |            |                |   |      |       |   |     |           |   |    |          |   |    |                   |   |    |  |
| Strongly Agree    | 5   | 100%  |        |        |            |                |   |      |       |   |     |           |   |    |          |   |    |                   |   |    |  |
| Agree             | 0   | 0%  |        |        |            |                |   |      |       |   |     |           |   |    |          |   |    |                   |   |    |  |
| Uncertain         | 0   | 0%  |        |        |            |                |   |      |       |   |     |           |   |    |          |   |    |                   |   |    |  |
| Disagree          | 0   | 0%  |        |        |            |                |   |      |       |   |     |           |   |    |          |   |    |                   |   |    |  |
| Strongly Disagree | 0   | 0%  |        |        |            |                |   |      |       |   |     |           |   |    |          |   |    |                   |   |    |  |
| 9                 | Classrooms were satisfactory  | <table border="1"> <thead> <tr> <th>Choice</th> <th>Number</th> <th>Percentage</th> </tr> </thead> <tbody> <tr> <td>Strongly Agree</td> <td>5</td> <td>100%</td> </tr> <tr> <td>Agree</td> <td>0</td> <td>0%</td> </tr> <tr> <td>Uncertain</td> <td>0</td> <td>0%</td> </tr> <tr> <td>Disagree</td> <td>0</td> <td>0%</td> </tr> <tr> <td>Strongly Disagree</td> <td>0</td> <td>0%</td> </tr> </tbody> </table> | Choice | Number | Percentage | Strongly Agree | 5 | 100% | Agree | 0 | 0%  | Uncertain | 0 | 0% | Disagree | 0 | 0% | Strongly Disagree | 0 | 0% |  <p>100%</p> <ul style="list-style-type: none"> <li>● Stron...</li> </ul>                           |
| Choice            | Number  | Percentage  |        |        |            |                |   |      |       |   |     |           |   |    |          |   |    |                   |   |    |  |
| Strongly Agree    | 5   | 100%  |        |        |            |                |   |      |       |   |     |           |   |    |          |   |    |                   |   |    |  |
| Agree             | 0   | 0%  |        |        |            |                |   |      |       |   |     |           |   |    |          |   |    |                   |   |    |  |
| Uncertain         | 0   | 0%  |        |        |            |                |   |      |       |   |     |           |   |    |          |   |    |                   |   |    |  |
| Disagree          | 0   | 0%  |        |        |            |                |   |      |       |   |     |           |   |    |          |   |    |                   |   |    |  |
| Strongly Disagree | 0   | 0%  |        |        |            |                |   |      |       |   |     |           |   |    |          |   |    |                   |   |    |  |

| 10                | Learning materials (Lesson Plans, Course Notes etc.) were relevant and useful              | <table border="1"> <thead> <tr> <th>Choice</th> <th>Number</th> <th>Percentage</th> </tr> </thead> <tbody> <tr> <td>Strongly Agree</td> <td>5</td> <td>100%</td> </tr> <tr> <td>Agree</td> <td>0</td> <td>0%</td> </tr> <tr> <td>Uncertain</td> <td>0</td> <td>0%</td> </tr> <tr> <td>Disagree</td> <td>0</td> <td>0%</td> </tr> <tr> <td>Strongly Disagree</td> <td>0</td> <td>0%</td> </tr> </tbody> </table> | Choice | Number | Percentage | Strongly Agree | 5 | 100% | Agree | 0 | 0% | Uncertain | 0 | 0% | Disagree | 0 | 0% | Strongly Disagree | 0 | 0% |  <p>100%</p> <p>● Stron...</p>    |
|-------------------|--|---|--------|--------|------------|----------------|---|------|-------|---|----|-----------|---|----|----------|---|----|-------------------|---|----|---|
| Choice            | Number   | Percentage  |        |        |            |                |   |      |       |   |    |           |   |    |          |   |    |                   |   |    |   |
| Strongly Agree    | 5  | 100%  |        |        |            |                |   |      |       |   |    |           |   |    |          |   |    |                   |   |    |   |
| Agree             | 0  | 0%  |        |        |            |                |   |      |       |   |    |           |   |    |          |   |    |                   |   |    |   |
| Uncertain         | 0  | 0%  |        |        |            |                |   |      |       |   |    |           |   |    |          |   |    |                   |   |    |   |
| Disagree          | 0  | 0%  |        |        |            |                |   |      |       |   |    |           |   |    |          |   |    |                   |   |    |   |
| Strongly Disagree | 0  | 0%  |        |        |            |                |   |      |       |   |    |           |   |    |          |   |    |                   |   |    |   |
| 11                | Recommended reading Books etc. were relevant and appropriate                               | <table border="1"> <thead> <tr> <th>Choice</th> <th>Number</th> <th>Percentage</th> </tr> </thead> <tbody> <tr> <td>Strongly Agree</td> <td>5</td> <td>100%</td> </tr> <tr> <td>Agree</td> <td>0</td> <td>0%</td> </tr> <tr> <td>Uncertain</td> <td>0</td> <td>0%</td> </tr> <tr> <td>Disagree</td> <td>0</td> <td>0%</td> </tr> <tr> <td>Strongly Disagree</td> <td>0</td> <td>0%</td> </tr> </tbody> </table> | Choice | Number | Percentage | Strongly Agree | 5 | 100% | Agree | 0 | 0% | Uncertain | 0 | 0% | Disagree | 0 | 0% | Strongly Disagree | 0 | 0% |  <p>100%</p> <p>● Stron...</p>   |
| Choice            | Number   | Percentage  |        |        |            |                |   |      |       |   |    |           |   |    |          |   |    |                   |   |    |   |
| Strongly Agree    | 5  | 100%  |        |        |            |                |   |      |       |   |    |           |   |    |          |   |    |                   |   |    |   |
| Agree             | 0  | 0%  |        |        |            |                |   |      |       |   |    |           |   |    |          |   |    |                   |   |    |   |
| Uncertain         | 0  | 0%  |        |        |            |                |   |      |       |   |    |           |   |    |          |   |    |                   |   |    |   |
| Disagree          | 0  | 0%  |        |        |            |                |   |      |       |   |    |           |   |    |          |   |    |                   |   |    |   |
| Strongly Disagree | 0  | 0%  |        |        |            |                |   |      |       |   |    |           |   |    |          |   |    |                   |   |    |   |
| 12                | The provision of learning resources in the library was adequate and appropriate            | <table border="1"> <thead> <tr> <th>Choice</th> <th>Number</th> <th>Percentage</th> </tr> </thead> <tbody> <tr> <td>Strongly Agree</td> <td>5</td> <td>100%</td> </tr> <tr> <td>Agree</td> <td>0</td> <td>0%</td> </tr> <tr> <td>Uncertain</td> <td>0</td> <td>0%</td> </tr> <tr> <td>Disagree</td> <td>0</td> <td>0%</td> </tr> <tr> <td>Strongly Disagree</td> <td>0</td> <td>0%</td> </tr> </tbody> </table> | Choice | Number | Percentage | Strongly Agree | 5 | 100% | Agree | 0 | 0% | Uncertain | 0 | 0% | Disagree | 0 | 0% | Strongly Disagree | 0 | 0% |  <p>100%</p> <p>● Stron...</p>  |
| Choice            | Number   | Percentage  |        |        |            |                |   |      |       |   |    |           |   |    |          |   |    |                   |   |    |   |
| Strongly Agree    | 5  | 100%  |        |        |            |                |   |      |       |   |    |           |   |    |          |   |    |                   |   |    |   |
| Agree             | 0  | 0%  |        |        |            |                |   |      |       |   |    |           |   |    |          |   |    |                   |   |    |   |
| Uncertain         | 0  | 0%  |        |        |            |                |   |      |       |   |    |           |   |    |          |   |    |                   |   |    |   |
| Disagree          | 0  | 0%  |        |        |            |                |   |      |       |   |    |           |   |    |          |   |    |                   |   |    |   |
| Strongly Disagree | 0  | 0%  |        |        |            |                |   |      |       |   |    |           |   |    |          |   |    |                   |   |    |   |
| 13                | The provision of learning resources on the Web was adequate and appropriate ( if relevant) | <table border="1"> <thead> <tr> <th>Choice</th> <th>Number</th> <th>Percentage</th> </tr> </thead> <tbody> <tr> <td>Strongly Agree</td> <td>5</td> <td>100%</td> </tr> <tr> <td>Agree</td> <td>0</td> <td>0%</td> </tr> <tr> <td>Uncertain</td> <td>0</td> <td>0%</td> </tr> <tr> <td>Disagree</td> <td>0</td> <td>0%</td> </tr> <tr> <td>Strongly Disagree</td> <td>0</td> <td>0%</td> </tr> </tbody> </table> | Choice | Number | Percentage | Strongly Agree | 5 | 100% | Agree | 0 | 0% | Uncertain | 0 | 0% | Disagree | 0 | 0% | Strongly Disagree | 0 | 0% |  <p>100%</p> <p>● Stron...</p> |
| Choice            | Number   | Percentage  |        |        |            |                |   |      |       |   |    |           |   |    |          |   |    |                   |   |    |   |
| Strongly Agree    | 5  | 100%  |        |        |            |                |   |      |       |   |    |           |   |    |          |   |    |                   |   |    |   |
| Agree             | 0  | 0%  |        |        |            |                |   |      |       |   |    |           |   |    |          |   |    |                   |   |    |   |
| Uncertain         | 0  | 0%  |        |        |            |                |   |      |       |   |    |           |   |    |          |   |    |                   |   |    |   |
| Disagree          | 0  | 0%  |        |        |            |                |   |      |       |   |    |           |   |    |          |   |    |                   |   |    |   |
| Strongly Disagree | 0  | 0%  |        |        |            |                |   |      |       |   |    |           |   |    |          |   |    |                   |   |    |   |
| 14                | The Course stimulated my interest and thought on the subject area                          | <table border="1"> <thead> <tr> <th>Choice</th> <th>Number</th> <th>Percentage</th> </tr> </thead> <tbody> <tr> <td>Strongly Agree</td> <td>5</td> <td>100%</td> </tr> <tr> <td>Agree</td> <td>0</td> <td>0%</td> </tr> <tr> <td>Uncertain</td> <td>0</td> <td>0%</td> </tr> <tr> <td>Disagree</td> <td>0</td> <td>0%</td> </tr> <tr> <td>Strongly Disagree</td> <td>0</td> <td>0%</td> </tr> </tbody> </table> | Choice | Number | Percentage | Strongly Agree | 5 | 100% | Agree | 0 | 0% | Uncertain | 0 | 0% | Disagree | 0 | 0% | Strongly Disagree | 0 | 0% |  <p>100%</p> <p>● Stron...</p> |
| Choice            | Number   | Percentage  |        |        |            |                |   |      |       |   |    |           |   |    |          |   |    |                   |   |    |   |
| Strongly Agree    | 5  | 100%  |        |        |            |                |   |      |       |   |    |           |   |    |          |   |    |                   |   |    |   |
| Agree             | 0  | 0%  |        |        |            |                |   |      |       |   |    |           |   |    |          |   |    |                   |   |    |   |
| Uncertain         | 0  | 0%  |        |        |            |                |   |      |       |   |    |           |   |    |          |   |    |                   |   |    |   |
| Disagree          | 0  | 0%  |        |        |            |                |   |      |       |   |    |           |   |    |          |   |    |                   |   |    |   |
| Strongly Disagree | 0  | 0%  |        |        |            |                |   |      |       |   |    |           |   |    |          |   |    |                   |   |    |   |

| 15                | The pace of the Course was appropriate    | <table border="1"> <thead> <tr> <th>Choice</th> <th>Number</th> <th>Percentage</th> </tr> </thead> <tbody> <tr> <td>Strongly Agree</td> <td>5</td> <td>100%</td> </tr> <tr> <td>Agree</td> <td>0</td> <td>0%</td> </tr> <tr> <td>Uncertain</td> <td>0</td> <td>0%</td> </tr> <tr> <td>Disagree</td> <td>0</td> <td>0%</td> </tr> <tr> <td>Strongly Disagree</td> <td>0</td> <td>0%</td> </tr> </tbody> </table> | Choice | Number | Percentage | Strongly Agree | 5 | 100% | Agree | 0 | 0% | Uncertain | 0 | 0% | Disagree | 0 | 0% | Strongly Disagree | 0 | 0% |  <p>100%</p> <p>● Stron...</p>    |
|-------------------|---|---|--------|--------|------------|----------------|---|------|-------|---|----|-----------|---|----|----------|---|----|-------------------|---|----|---|
| Choice            | Number                                    | Percentage  |        |        |            |                |   |      |       |   |    |           |   |    |          |   |    |                   |   |    |   |
| Strongly Agree    | 5   | 100%  |        |        |            |                |   |      |       |   |    |           |   |    |          |   |    |                   |   |    |   |
| Agree             | 0   | 0%  |        |        |            |                |   |      |       |   |    |           |   |    |          |   |    |                   |   |    |   |
| Uncertain         | 0   | 0%  |        |        |            |                |   |      |       |   |    |           |   |    |          |   |    |                   |   |    |   |
| Disagree          | 0   | 0%  |        |        |            |                |   |      |       |   |    |           |   |    |          |   |    |                   |   |    |   |
| Strongly Disagree | 0   | 0%  |        |        |            |                |   |      |       |   |    |           |   |    |          |   |    |                   |   |    |   |
| 16                | Ideas and concepts were presented clearly | <table border="1"> <thead> <tr> <th>Choice</th> <th>Number</th> <th>Percentage</th> </tr> </thead> <tbody> <tr> <td>Strongly Agree</td> <td>5</td> <td>100%</td> </tr> <tr> <td>Agree</td> <td>0</td> <td>0%</td> </tr> <tr> <td>Uncertain</td> <td>0</td> <td>0%</td> </tr> <tr> <td>Disagree</td> <td>0</td> <td>0%</td> </tr> <tr> <td>Strongly Disagree</td> <td>0</td> <td>0%</td> </tr> </tbody> </table> | Choice | Number | Percentage | Strongly Agree | 5 | 100% | Agree | 0 | 0% | Uncertain | 0 | 0% | Disagree | 0 | 0% | Strongly Disagree | 0 | 0% |  <p>100%</p> <p>● Stron...</p>   |
| Choice            | Number                                    | Percentage  |        |        |            |                |   |      |       |   |    |           |   |    |          |   |    |                   |   |    |   |
| Strongly Agree    | 5   | 100%  |        |        |            |                |   |      |       |   |    |           |   |    |          |   |    |                   |   |    |   |
| Agree             | 0   | 0%  |        |        |            |                |   |      |       |   |    |           |   |    |          |   |    |                   |   |    |   |
| Uncertain         | 0   | 0%  |        |        |            |                |   |      |       |   |    |           |   |    |          |   |    |                   |   |    |   |
| Disagree          | 0   | 0%  |        |        |            |                |   |      |       |   |    |           |   |    |          |   |    |                   |   |    |   |
| Strongly Disagree | 0   | 0%  |        |        |            |                |   |      |       |   |    |           |   |    |          |   |    |                   |   |    |   |
| 17                | The method of assessment were reasonable  | <table border="1"> <thead> <tr> <th>Choice</th> <th>Number</th> <th>Percentage</th> </tr> </thead> <tbody> <tr> <td>Strongly Agree</td> <td>5</td> <td>100%</td> </tr> <tr> <td>Agree</td> <td>0</td> <td>0%</td> </tr> <tr> <td>Uncertain</td> <td>0</td> <td>0%</td> </tr> <tr> <td>Disagree</td> <td>0</td> <td>0%</td> </tr> <tr> <td>Strongly Disagree</td> <td>0</td> <td>0%</td> </tr> </tbody> </table> | Choice | Number | Percentage | Strongly Agree | 5 | 100% | Agree | 0 | 0% | Uncertain | 0 | 0% | Disagree | 0 | 0% | Strongly Disagree | 0 | 0% |  <p>100%</p> <p>● Stron...</p>  |
| Choice            | Number                                    | Percentage  |        |        |            |                |   |      |       |   |    |           |   |    |          |   |    |                   |   |    |   |
| Strongly Agree    | 5   | 100%  |        |        |            |                |   |      |       |   |    |           |   |    |          |   |    |                   |   |    |   |
| Agree             | 0   | 0%  |        |        |            |                |   |      |       |   |    |           |   |    |          |   |    |                   |   |    |   |
| Uncertain         | 0   | 0%  |        |        |            |                |   |      |       |   |    |           |   |    |          |   |    |                   |   |    |   |
| Disagree          | 0   | 0%  |        |        |            |                |   |      |       |   |    |           |   |    |          |   |    |                   |   |    |   |
| Strongly Disagree | 0   | 0%  |        |        |            |                |   |      |       |   |    |           |   |    |          |   |    |                   |   |    |   |
| 18                | Feedback on assessment was timely         | <table border="1"> <thead> <tr> <th>Choice</th> <th>Number</th> <th>Percentage</th> </tr> </thead> <tbody> <tr> <td>Strongly Agree</td> <td>5</td> <td>100%</td> </tr> <tr> <td>Agree</td> <td>0</td> <td>0%</td> </tr> <tr> <td>Uncertain</td> <td>0</td> <td>0%</td> </tr> <tr> <td>Disagree</td> <td>0</td> <td>0%</td> </tr> <tr> <td>Strongly Disagree</td> <td>0</td> <td>0%</td> </tr> </tbody> </table> | Choice | Number | Percentage | Strongly Agree | 5 | 100% | Agree | 0 | 0% | Uncertain | 0 | 0% | Disagree | 0 | 0% | Strongly Disagree | 0 | 0% |  <p>100%</p> <p>● Stron...</p> |
| Choice            | Number                                    | Percentage  |        |        |            |                |   |      |       |   |    |           |   |    |          |   |    |                   |   |    |   |
| Strongly Agree    | 5   | 100%  |        |        |            |                |   |      |       |   |    |           |   |    |          |   |    |                   |   |    |   |
| Agree             | 0   | 0%  |        |        |            |                |   |      |       |   |    |           |   |    |          |   |    |                   |   |    |   |
| Uncertain         | 0   | 0%  |        |        |            |                |   |      |       |   |    |           |   |    |          |   |    |                   |   |    |   |
| Disagree          | 0   | 0%  |        |        |            |                |   |      |       |   |    |           |   |    |          |   |    |                   |   |    |   |
| Strongly Disagree | 0   | 0%  |        |        |            |                |   |      |       |   |    |           |   |    |          |   |    |                   |   |    |   |
| 19                | Feedback on assessment was helpful        | <table border="1"> <thead> <tr> <th>Choice</th> <th>Number</th> <th>Percentage</th> </tr> </thead> <tbody> <tr> <td>Strongly Agree</td> <td>5</td> <td>100%</td> </tr> <tr> <td>Agree</td> <td>0</td> <td>0%</td> </tr> <tr> <td>Uncertain</td> <td>0</td> <td>0%</td> </tr> <tr> <td>Disagree</td> <td>0</td> <td>0%</td> </tr> <tr> <td>Strongly Disagree</td> <td>0</td> <td>0%</td> </tr> </tbody> </table> | Choice | Number | Percentage | Strongly Agree | 5 | 100% | Agree | 0 | 0% | Uncertain | 0 | 0% | Disagree | 0 | 0% | Strongly Disagree | 0 | 0% |  <p>100%</p> <p>● Stron...</p> |
| Choice            | Number                                    | Percentage  |        |        |            |                |   |      |       |   |    |           |   |    |          |   |    |                   |   |    |   |
| Strongly Agree    | 5   | 100%  |        |        |            |                |   |      |       |   |    |           |   |    |          |   |    |                   |   |    |   |
| Agree             | 0   | 0%  |        |        |            |                |   |      |       |   |    |           |   |    |          |   |    |                   |   |    |   |
| Uncertain         | 0   | 0%  |        |        |            |                |   |      |       |   |    |           |   |    |          |   |    |                   |   |    |   |
| Disagree          | 0   | 0%  |        |        |            |                |   |      |       |   |    |           |   |    |          |   |    |                   |   |    |   |
| Strongly Disagree | 0   | 0%  |        |        |            |                |   |      |       |   |    |           |   |    |          |   |    |                   |   |    |   |

| 20                | I understood the lectures                                   | <table border="1"> <thead> <tr> <th>Choice</th> <th>Number</th> <th>Percentage</th> </tr> </thead> <tbody> <tr> <td>Strongly Agree</td> <td>5</td> <td>100%</td> </tr> <tr> <td>Agree</td> <td>0</td> <td>0%</td> </tr> <tr> <td>Uncertain</td> <td>0</td> <td>0%</td> </tr> <tr> <td>Disagree</td> <td>0</td> <td>0%</td> </tr> <tr> <td>Strongly Disagree</td> <td>0</td> <td>0%</td> </tr> </tbody> </table> | Choice | Number | Percentage | Strongly Agree | 5 | 100% | Agree | 0 | 0% | Uncertain | 0 | 0% | Disagree | 0 | 0% | Strongly Disagree | 0 | 0% |  <p>100%</p> <p>● Stron...</p>    |
|-------------------|---|---|--------|--------|------------|----------------|---|------|-------|---|----|-----------|---|----|----------|---|----|-------------------|---|----|---|
| Choice            | Number  | Percentage  |        |        |            |                |   |      |       |   |    |           |   |    |          |   |    |                   |   |    |   |
| Strongly Agree    | 5   | 100%  |        |        |            |                |   |      |       |   |    |           |   |    |          |   |    |                   |   |    |   |
| Agree             | 0   | 0%  |        |        |            |                |   |      |       |   |    |           |   |    |          |   |    |                   |   |    |   |
| Uncertain         | 0   | 0%  |        |        |            |                |   |      |       |   |    |           |   |    |          |   |    |                   |   |    |   |
| Disagree          | 0   | 0%  |        |        |            |                |   |      |       |   |    |           |   |    |          |   |    |                   |   |    |   |
| Strongly Disagree | 0   | 0%  |        |        |            |                |   |      |       |   |    |           |   |    |          |   |    |                   |   |    |   |
| 21                | The material was well organized and presented               | <table border="1"> <thead> <tr> <th>Choice</th> <th>Number</th> <th>Percentage</th> </tr> </thead> <tbody> <tr> <td>Strongly Agree</td> <td>5</td> <td>100%</td> </tr> <tr> <td>Agree</td> <td>0</td> <td>0%</td> </tr> <tr> <td>Uncertain</td> <td>0</td> <td>0%</td> </tr> <tr> <td>Disagree</td> <td>0</td> <td>0%</td> </tr> <tr> <td>Strongly Disagree</td> <td>0</td> <td>0%</td> </tr> </tbody> </table> | Choice | Number | Percentage | Strongly Agree | 5 | 100% | Agree | 0 | 0% | Uncertain | 0 | 0% | Disagree | 0 | 0% | Strongly Disagree | 0 | 0% |  <p>100%</p> <p>● Stron...</p>   |
| Choice            | Number  | Percentage  |        |        |            |                |   |      |       |   |    |           |   |    |          |   |    |                   |   |    |   |
| Strongly Agree    | 5   | 100%  |        |        |            |                |   |      |       |   |    |           |   |    |          |   |    |                   |   |    |   |
| Agree             | 0   | 0%  |        |        |            |                |   |      |       |   |    |           |   |    |          |   |    |                   |   |    |   |
| Uncertain         | 0   | 0%  |        |        |            |                |   |      |       |   |    |           |   |    |          |   |    |                   |   |    |   |
| Disagree          | 0   | 0%  |        |        |            |                |   |      |       |   |    |           |   |    |          |   |    |                   |   |    |   |
| Strongly Disagree | 0   | 0%  |        |        |            |                |   |      |       |   |    |           |   |    |          |   |    |                   |   |    |   |
| 22                | The instructor was responsive to student needs and problems | <table border="1"> <thead> <tr> <th>Choice</th> <th>Number</th> <th>Percentage</th> </tr> </thead> <tbody> <tr> <td>Strongly Agree</td> <td>5</td> <td>100%</td> </tr> <tr> <td>Agree</td> <td>0</td> <td>0%</td> </tr> <tr> <td>Uncertain</td> <td>0</td> <td>0%</td> </tr> <tr> <td>Disagree</td> <td>0</td> <td>0%</td> </tr> <tr> <td>Strongly Disagree</td> <td>0</td> <td>0%</td> </tr> </tbody> </table> | Choice | Number | Percentage | Strongly Agree | 5 | 100% | Agree | 0 | 0% | Uncertain | 0 | 0% | Disagree | 0 | 0% | Strongly Disagree | 0 | 0% |  <p>100%</p> <p>● Stron...</p>  |
| Choice            | Number  | Percentage  |        |        |            |                |   |      |       |   |    |           |   |    |          |   |    |                   |   |    |   |
| Strongly Agree    | 5   | 100%  |        |        |            |                |   |      |       |   |    |           |   |    |          |   |    |                   |   |    |   |
| Agree             | 0   | 0%  |        |        |            |                |   |      |       |   |    |           |   |    |          |   |    |                   |   |    |   |
| Uncertain         | 0   | 0%  |        |        |            |                |   |      |       |   |    |           |   |    |          |   |    |                   |   |    |   |
| Disagree          | 0   | 0%  |        |        |            |                |   |      |       |   |    |           |   |    |          |   |    |                   |   |    |   |
| Strongly Disagree | 0   | 0%  |        |        |            |                |   |      |       |   |    |           |   |    |          |   |    |                   |   |    |   |
| 23                | Had the instructor been regular throughout the course       | <table border="1"> <thead> <tr> <th>Choice</th> <th>Number</th> <th>Percentage</th> </tr> </thead> <tbody> <tr> <td>Strongly Agree</td> <td>5</td> <td>100%</td> </tr> <tr> <td>Agree</td> <td>0</td> <td>0%</td> </tr> <tr> <td>Uncertain</td> <td>0</td> <td>0%</td> </tr> <tr> <td>Disagree</td> <td>0</td> <td>0%</td> </tr> <tr> <td>Strongly Disagree</td> <td>0</td> <td>0%</td> </tr> </tbody> </table> | Choice | Number | Percentage | Strongly Agree | 5 | 100% | Agree | 0 | 0% | Uncertain | 0 | 0% | Disagree | 0 | 0% | Strongly Disagree | 0 | 0% |  <p>100%</p> <p>● Stron...</p> |
| Choice            | Number  | Percentage  |        |        |            |                |   |      |       |   |    |           |   |    |          |   |    |                   |   |    |   |
| Strongly Agree    | 5   | 100%  |        |        |            |                |   |      |       |   |    |           |   |    |          |   |    |                   |   |    |   |
| Agree             | 0   | 0%  |        |        |            |                |   |      |       |   |    |           |   |    |          |   |    |                   |   |    |   |
| Uncertain         | 0   | 0%  |        |        |            |                |   |      |       |   |    |           |   |    |          |   |    |                   |   |    |   |
| Disagree          | 0   | 0%  |        |        |            |                |   |      |       |   |    |           |   |    |          |   |    |                   |   |    |   |
| Strongly Disagree | 0   | 0%  |        |        |            |                |   |      |       |   |    |           |   |    |          |   |    |                   |   |    |   |
| 24                | The material in the tutorials was useful                    | <table border="1"> <thead> <tr> <th>Choice</th> <th>Number</th> <th>Percentage</th> </tr> </thead> <tbody> <tr> <td>Strongly Agree</td> <td>5</td> <td>100%</td> </tr> <tr> <td>Agree</td> <td>0</td> <td>0%</td> </tr> <tr> <td>Uncertain</td> <td>0</td> <td>0%</td> </tr> <tr> <td>Disagree</td> <td>0</td> <td>0%</td> </tr> <tr> <td>Strongly Disagree</td> <td>0</td> <td>0%</td> </tr> </tbody> </table> | Choice | Number | Percentage | Strongly Agree | 5 | 100% | Agree | 0 | 0% | Uncertain | 0 | 0% | Disagree | 0 | 0% | Strongly Disagree | 0 | 0% |  <p>100%</p> <p>● Stron...</p> |
| Choice            | Number  | Percentage  |        |        |            |                |   |      |       |   |    |           |   |    |          |   |    |                   |   |    |   |
| Strongly Agree    | 5   | 100%  |        |        |            |                |   |      |       |   |    |           |   |    |          |   |    |                   |   |    |   |
| Agree             | 0   | 0%  |        |        |            |                |   |      |       |   |    |           |   |    |          |   |    |                   |   |    |   |
| Uncertain         | 0   | 0%  |        |        |            |                |   |      |       |   |    |           |   |    |          |   |    |                   |   |    |   |
| Disagree          | 0   | 0%  |        |        |            |                |   |      |       |   |    |           |   |    |          |   |    |                   |   |    |   |
| Strongly Disagree | 0   | 0%  |        |        |            |                |   |      |       |   |    |           |   |    |          |   |    |                   |   |    |   |

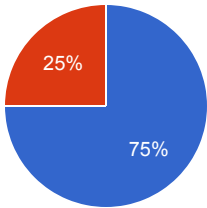
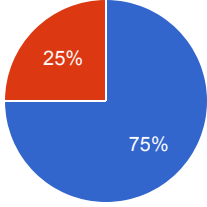
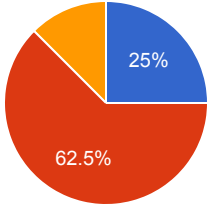
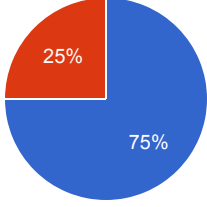
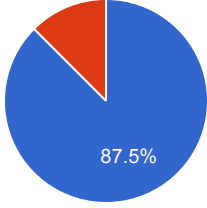
| 25                | I was happy with the amount of work needed for tutorials   | <table border="1"> <thead> <tr> <th>Choice</th> <th>Number</th> <th>Percentage</th> </tr> </thead> <tbody> <tr> <td>Strongly Agree</td> <td>5</td> <td>100%</td> </tr> <tr> <td>Agree</td> <td>0</td> <td>0%</td> </tr> <tr> <td>Uncertain</td> <td>0</td> <td>0%</td> </tr> <tr> <td>Disagree</td> <td>0</td> <td>0%</td> </tr> <tr> <td>Strongly Disagree</td> <td>0</td> <td>0%</td> </tr> </tbody> </table> | Choice | Number | Percentage | Strongly Agree | 5 | 100% | Agree | 0 | 0% | Uncertain | 0 | 0% | Disagree | 0 | 0% | Strongly Disagree | 0 | 0% |  <p>100%</p> <p>● Stron...</p>    |
|-------------------|--|---|--------|--------|------------|----------------|---|------|-------|---|----|-----------|---|----|----------|---|----|-------------------|---|----|---|
| Choice            | Number   | Percentage  |        |        |            |                |   |      |       |   |    |           |   |    |          |   |    |                   |   |    |   |
| Strongly Agree    | 5  | 100%  |        |        |            |                |   |      |       |   |    |           |   |    |          |   |    |                   |   |    |   |
| Agree             | 0  | 0%  |        |        |            |                |   |      |       |   |    |           |   |    |          |   |    |                   |   |    |   |
| Uncertain         | 0  | 0%  |        |        |            |                |   |      |       |   |    |           |   |    |          |   |    |                   |   |    |   |
| Disagree          | 0  | 0%  |        |        |            |                |   |      |       |   |    |           |   |    |          |   |    |                   |   |    |   |
| Strongly Disagree | 0  | 0%  |        |        |            |                |   |      |       |   |    |           |   |    |          |   |    |                   |   |    |   |
| 26                | The tutor dealt effectively with my problems   | <table border="1"> <thead> <tr> <th>Choice</th> <th>Number</th> <th>Percentage</th> </tr> </thead> <tbody> <tr> <td>Strongly Agree</td> <td>5</td> <td>100%</td> </tr> <tr> <td>Agree</td> <td>0</td> <td>0%</td> </tr> <tr> <td>Uncertain</td> <td>0</td> <td>0%</td> </tr> <tr> <td>Disagree</td> <td>0</td> <td>0%</td> </tr> <tr> <td>Strongly Disagree</td> <td>0</td> <td>0%</td> </tr> </tbody> </table> | Choice | Number | Percentage | Strongly Agree | 5 | 100% | Agree | 0 | 0% | Uncertain | 0 | 0% | Disagree | 0 | 0% | Strongly Disagree | 0 | 0% |  <p>100%</p> <p>● Stron...</p>   |
| Choice            | Number   | Percentage  |        |        |            |                |   |      |       |   |    |           |   |    |          |   |    |                   |   |    |   |
| Strongly Agree    | 5  | 100%  |        |        |            |                |   |      |       |   |    |           |   |    |          |   |    |                   |   |    |   |
| Agree             | 0  | 0%  |        |        |            |                |   |      |       |   |    |           |   |    |          |   |    |                   |   |    |   |
| Uncertain         | 0  | 0%  |        |        |            |                |   |      |       |   |    |           |   |    |          |   |    |                   |   |    |   |
| Disagree          | 0  | 0%  |        |        |            |                |   |      |       |   |    |           |   |    |          |   |    |                   |   |    |   |
| Strongly Disagree | 0  | 0%  |        |        |            |                |   |      |       |   |    |           |   |    |          |   |    |                   |   |    |   |
| 27                | The material in the practicals was useful  | <table border="1"> <thead> <tr> <th>Choice</th> <th>Number</th> <th>Percentage</th> </tr> </thead> <tbody> <tr> <td>Strongly Agree</td> <td>5</td> <td>100%</td> </tr> <tr> <td>Agree</td> <td>0</td> <td>0%</td> </tr> <tr> <td>Uncertain</td> <td>0</td> <td>0%</td> </tr> <tr> <td>Disagree</td> <td>0</td> <td>0%</td> </tr> <tr> <td>Strongly Disagree</td> <td>0</td> <td>0%</td> </tr> </tbody> </table> | Choice | Number | Percentage | Strongly Agree | 5 | 100% | Agree | 0 | 0% | Uncertain | 0 | 0% | Disagree | 0 | 0% | Strongly Disagree | 0 | 0% |  <p>100%</p> <p>● Stron...</p>  |
| Choice            | Number   | Percentage  |        |        |            |                |   |      |       |   |    |           |   |    |          |   |    |                   |   |    |   |
| Strongly Agree    | 5  | 100%  |        |        |            |                |   |      |       |   |    |           |   |    |          |   |    |                   |   |    |   |
| Agree             | 0  | 0%  |        |        |            |                |   |      |       |   |    |           |   |    |          |   |    |                   |   |    |   |
| Uncertain         | 0  | 0%  |        |        |            |                |   |      |       |   |    |           |   |    |          |   |    |                   |   |    |   |
| Disagree          | 0  | 0%  |        |        |            |                |   |      |       |   |    |           |   |    |          |   |    |                   |   |    |   |
| Strongly Disagree | 0  | 0%  |        |        |            |                |   |      |       |   |    |           |   |    |          |   |    |                   |   |    |   |
| 28                | The demonstrators dealt effectively with my problems   | <table border="1"> <thead> <tr> <th>Choice</th> <th>Number</th> <th>Percentage</th> </tr> </thead> <tbody> <tr> <td>Strongly Agree</td> <td>5</td> <td>100%</td> </tr> <tr> <td>Agree</td> <td>0</td> <td>0%</td> </tr> <tr> <td>Uncertain</td> <td>0</td> <td>0%</td> </tr> <tr> <td>Disagree</td> <td>0</td> <td>0%</td> </tr> <tr> <td>Strongly Disagree</td> <td>0</td> <td>0%</td> </tr> </tbody> </table> | Choice | Number | Percentage | Strongly Agree | 5 | 100% | Agree | 0 | 0% | Uncertain | 0 | 0% | Disagree | 0 | 0% | Strongly Disagree | 0 | 0% |  <p>100%</p> <p>● Stron...</p> |
| Choice            | Number   | Percentage  |        |        |            |                |   |      |       |   |    |           |   |    |          |   |    |                   |   |    |   |
| Strongly Agree    | 5  | 100%  |        |        |            |                |   |      |       |   |    |           |   |    |          |   |    |                   |   |    |   |
| Agree             | 0  | 0%  |        |        |            |                |   |      |       |   |    |           |   |    |          |   |    |                   |   |    |   |
| Uncertain         | 0  | 0%  |        |        |            |                |   |      |       |   |    |           |   |    |          |   |    |                   |   |    |   |
| Disagree          | 0  | 0%  |        |        |            |                |   |      |       |   |    |           |   |    |          |   |    |                   |   |    |   |
| Strongly Disagree | 0  | 0%  |        |        |            |                |   |      |       |   |    |           |   |    |          |   |    |                   |   |    |   |
| 29                | The best features of the Course were   | <p>Good<br/>good<br/>learning cost management<br/>good<br/>Updated</p>  |        |        |            |                |   |      |       |   |    |           |   |    |          |   |    |                   |   |    |   |
| 30                | The Course could have been improved by   | <p>Good<br/>good<br/>teacher<br/>good<br/>Learning</p>  |        |        |            |                |   |      |       |   |    |           |   |    |          |   |    |                   |   |    |   |
| 31                | The University does not tolerate discrimination on any irrelevant distinction (e.g. race, age, gender) and is committed to work with diversity in a wholly positive way. Please indicate below anything in relation to this Course which may run counter to this objective | <p>Good<br/>nill<br/>good</p>   |        |        |            |                |   |      |       |   |    |           |   |    |          |   |    |                   |   |    |   |

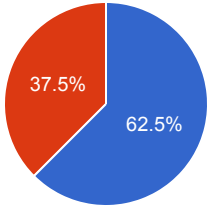
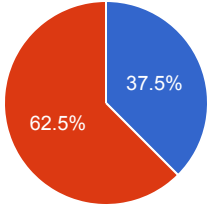
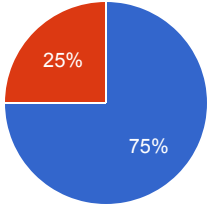
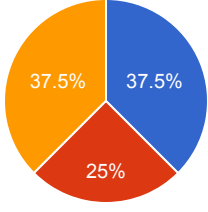
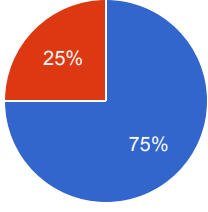


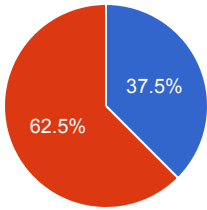
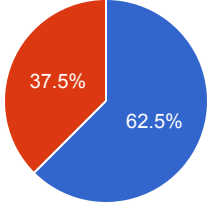
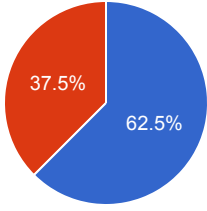
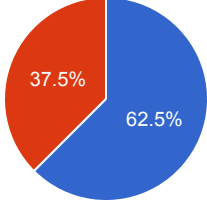
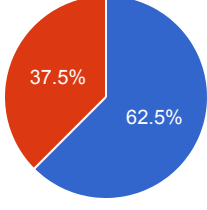
# Course Evaluation - Program: 0250

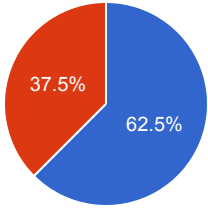
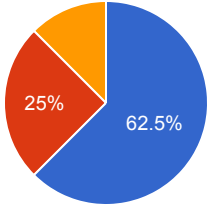
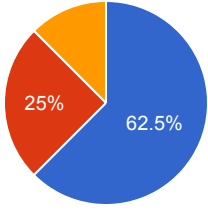
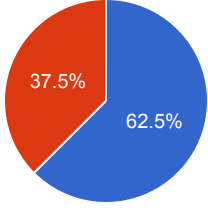
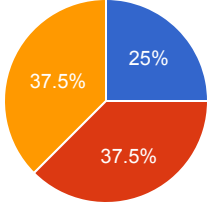
| Teacher Name: ZAIN ULLAH     |  | Course ID: FIN-303<br>Course Title: Financial Management   |        | Session: 2017 Fall |            |                |   |     |       |   |       |           |   |       |          |   |    |                   |   |    |            |  |  |
|------------------------------|--|--|--------|--------------------|------------|----------------|---|-----|-------|---|-------|-----------|---|-------|----------|---|----|-------------------|---|----|------------|--|--|
| Shift: Morning -- Section: B |  | Total Strength: 8  |        | Attempted: 8       |            |                |   |     |       |   |       |           |   |       |          |   |    |                   |   |    |            |  |  |
| S.No                         | Question   | Opinions   |        |                    | Chart      |                |   |     |       |   |       |           |   |       |          |   |    |                   |   |    |            |  |  |
| 1                            | The course objectives were clear   | <table border="1"> <thead> <tr> <th>Choice</th> <th>Number</th> <th>Percentage</th> </tr> </thead> <tbody> <tr> <td>Strongly Agree</td> <td>6</td> <td>75%</td> </tr> <tr> <td>Agree</td> <td>1</td> <td>12.5%</td> </tr> <tr> <td>Uncertain</td> <td>1</td> <td>12.5%</td> </tr> <tr> <td>Disagree</td> <td>0</td> <td>0%</td> </tr> <tr> <td>Strongly Disagree</td> <td>0</td> <td>0%</td> </tr> </tbody> </table> | Choice | Number             | Percentage | Strongly Agree | 6 | 75% | Agree | 1 | 12.5% | Uncertain | 1 | 12.5% | Disagree | 0 | 0% | Strongly Disagree | 0 | 0% | <p>75%</p> |  |  |
| Choice                       | Number   | Percentage   |        |                    |            |                |   |     |       |   |       |           |   |       |          |   |    |                   |   |    |            |  |  |
| Strongly Agree               | 6  | 75%  |        |                    |            |                |   |     |       |   |       |           |   |       |          |   |    |                   |   |    |            |  |  |
| Agree                        | 1  | 12.5%  |        |                    |            |                |   |     |       |   |       |           |   |       |          |   |    |                   |   |    |            |  |  |
| Uncertain                    | 1  | 12.5%  |        |                    |            |                |   |     |       |   |       |           |   |       |          |   |    |                   |   |    |            |  |  |
| Disagree                     | 0  | 0%   |        |                    |            |                |   |     |       |   |       |           |   |       |          |   |    |                   |   |    |            |  |  |
| Strongly Disagree            | 0  | 0%   |        |                    |            |                |   |     |       |   |       |           |   |       |          |   |    |                   |   |    |            |  |  |
| 2                            | The Course workload was manageable   | <table border="1"> <thead> <tr> <th>Choice</th> <th>Number</th> <th>Percentage</th> </tr> </thead> <tbody> <tr> <td>Strongly Agree</td> <td>6</td> <td>75%</td> </tr> <tr> <td>Agree</td> <td>1</td> <td>12.5%</td> </tr> <tr> <td>Uncertain</td> <td>1</td> <td>12.5%</td> </tr> <tr> <td>Disagree</td> <td>0</td> <td>0%</td> </tr> <tr> <td>Strongly Disagree</td> <td>0</td> <td>0%</td> </tr> </tbody> </table> | Choice | Number             | Percentage | Strongly Agree | 6 | 75% | Agree | 1 | 12.5% | Uncertain | 1 | 12.5% | Disagree | 0 | 0% | Strongly Disagree | 0 | 0% | <p>75%</p> |  |  |
| Choice                       | Number   | Percentage   |        |                    |            |                |   |     |       |   |       |           |   |       |          |   |    |                   |   |    |            |  |  |
| Strongly Agree               | 6  | 75%  |        |                    |            |                |   |     |       |   |       |           |   |       |          |   |    |                   |   |    |            |  |  |
| Agree                        | 1  | 12.5%  |        |                    |            |                |   |     |       |   |       |           |   |       |          |   |    |                   |   |    |            |  |  |
| Uncertain                    | 1  | 12.5%  |        |                    |            |                |   |     |       |   |       |           |   |       |          |   |    |                   |   |    |            |  |  |
| Disagree                     | 0  | 0%   |        |                    |            |                |   |     |       |   |       |           |   |       |          |   |    |                   |   |    |            |  |  |
| Strongly Disagree            | 0  | 0%   |        |                    |            |                |   |     |       |   |       |           |   |       |          |   |    |                   |   |    |            |  |  |
| 3                            | The Course was well organized (e.g. timely access to materials, notification of changes, etc.) | <table border="1"> <thead> <tr> <th>Choice</th> <th>Number</th> <th>Percentage</th> </tr> </thead> <tbody> <tr> <td>Strongly Agree</td> <td>6</td> <td>75%</td> </tr> <tr> <td>Agree</td> <td>2</td> <td>25%</td> </tr> <tr> <td>Uncertain</td> <td>0</td> <td>0%</td> </tr> <tr> <td>Disagree</td> <td>0</td> <td>0%</td> </tr> <tr> <td>Strongly Disagree</td> <td>0</td> <td>0%</td> </tr> </tbody> </table>      | Choice | Number             | Percentage | Strongly Agree | 6 | 75% | Agree | 2 | 25%   | Uncertain | 0 | 0%    | Disagree | 0 | 0% | Strongly Disagree | 0 | 0% | <p>75%</p> |  |  |
| Choice                       | Number   | Percentage   |        |                    |            |                |   |     |       |   |       |           |   |       |          |   |    |                   |   |    |            |  |  |
| Strongly Agree               | 6  | 75%  |        |                    |            |                |   |     |       |   |       |           |   |       |          |   |    |                   |   |    |            |  |  |
| Agree                        | 2  | 25%  |        |                    |            |                |   |     |       |   |       |           |   |       |          |   |    |                   |   |    |            |  |  |
| Uncertain                    | 0  | 0%   |        |                    |            |                |   |     |       |   |       |           |   |       |          |   |    |                   |   |    |            |  |  |
| Disagree                     | 0  | 0%   |        |                    |            |                |   |     |       |   |       |           |   |       |          |   |    |                   |   |    |            |  |  |
| Strongly Disagree            | 0  | 0%   |        |                    |            |                |   |     |       |   |       |           |   |       |          |   |    |                   |   |    |            |  |  |
| 4                            | I participated actively in the Course  | <table border="1"> <thead> <tr> <th>Choice</th> <th>Number</th> <th>Percentage</th> </tr> </thead> <tbody> <tr> <td>Strongly Agree</td> <td>6</td> <td>75%</td> </tr> <tr> <td>Agree</td> <td>2</td> <td>25%</td> </tr> <tr> <td>Uncertain</td> <td>0</td> <td>0%</td> </tr> <tr> <td>Disagree</td> <td>0</td> <td>0%</td> </tr> <tr> <td>Strongly Disagree</td> <td>0</td> <td>0%</td> </tr> </tbody> </table>      | Choice | Number             | Percentage | Strongly Agree | 6 | 75% | Agree | 2 | 25%   | Uncertain | 0 | 0%    | Disagree | 0 | 0% | Strongly Disagree | 0 | 0% | <p>75%</p> |  |  |
| Choice                       | Number   | Percentage   |        |                    |            |                |   |     |       |   |       |           |   |       |          |   |    |                   |   |    |            |  |  |
| Strongly Agree               | 6  | 75%  |        |                    |            |                |   |     |       |   |       |           |   |       |          |   |    |                   |   |    |            |  |  |
| Agree                        | 2  | 25%  |        |                    |            |                |   |     |       |   |       |           |   |       |          |   |    |                   |   |    |            |  |  |
| Uncertain                    | 0  | 0%   |        |                    |            |                |   |     |       |   |       |           |   |       |          |   |    |                   |   |    |            |  |  |
| Disagree                     | 0  | 0%   |        |                    |            |                |   |     |       |   |       |           |   |       |          |   |    |                   |   |    |            |  |  |
| Strongly Disagree            | 0  | 0%   |        |                    |            |                |   |     |       |   |       |           |   |       |          |   |    |                   |   |    |            |  |  |

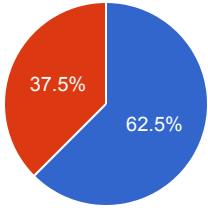
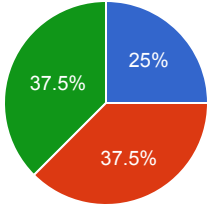
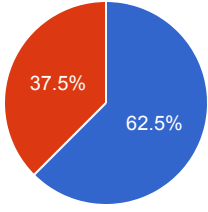
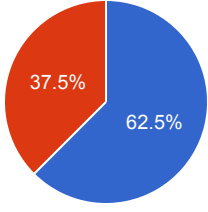


| 5                 | I think I have made progress in this Course   | <table border="1"> <thead> <tr> <th>Choice</th> <th>Number</th> <th>Percentage</th> </tr> </thead> <tbody> <tr> <td>Strongly Agree</td> <td>6</td> <td>75%</td> </tr> <tr> <td>Agree</td> <td>2</td> <td>25%</td> </tr> <tr> <td>Uncertain</td> <td>0</td> <td>0%</td> </tr> <tr> <td>Disagree</td> <td>0</td> <td>0%</td> </tr> <tr> <td>Strongly Disagree</td> <td>0</td> <td>0%</td> </tr> </tbody> </table>      | Choice | Number | Percentage | Strongly Agree | 6 | 75%   | Agree | 2 | 25%   | Uncertain | 0 | 0%    | Disagree | 0 | 0% | Strongly Disagree | 0 | 0% |  <p>● Stron...<br/>● Agree</p>                 |
|-------------------|---|--|--------|--------|------------|----------------|---|-------|-------|---|-------|-----------|---|-------|----------|---|----|-------------------|---|----|--|
| Choice            | Number  | Percentage   |        |        |            |                |   |       |       |   |       |           |   |       |          |   |    |                   |   |    |  |
| Strongly Agree    | 6   | 75%  |        |        |            |                |   |       |       |   |       |           |   |       |          |   |    |                   |   |    |  |
| Agree             | 2   | 25%  |        |        |            |                |   |       |       |   |       |           |   |       |          |   |    |                   |   |    |  |
| Uncertain         | 0   | 0%   |        |        |            |                |   |       |       |   |       |           |   |       |          |   |    |                   |   |    |  |
| Disagree          | 0   | 0%   |        |        |            |                |   |       |       |   |       |           |   |       |          |   |    |                   |   |    |  |
| Strongly Disagree | 0   | 0%   |        |        |            |                |   |       |       |   |       |           |   |       |          |   |    |                   |   |    |  |
| 6                 | I think the Course was well structured to achieve the learning outcomes (there was a good balance of lectures, tutorials, practical etc.) | <table border="1"> <thead> <tr> <th>Choice</th> <th>Number</th> <th>Percentage</th> </tr> </thead> <tbody> <tr> <td>Strongly Agree</td> <td>6</td> <td>75%</td> </tr> <tr> <td>Agree</td> <td>2</td> <td>25%</td> </tr> <tr> <td>Uncertain</td> <td>0</td> <td>0%</td> </tr> <tr> <td>Disagree</td> <td>0</td> <td>0%</td> </tr> <tr> <td>Strongly Disagree</td> <td>0</td> <td>0%</td> </tr> </tbody> </table>      | Choice | Number | Percentage | Strongly Agree | 6 | 75%   | Agree | 2 | 25%   | Uncertain | 0 | 0%    | Disagree | 0 | 0% | Strongly Disagree | 0 | 0% |  <p>● Stron...<br/>● Agree</p>                |
| Choice            | Number  | Percentage   |        |        |            |                |   |       |       |   |       |           |   |       |          |   |    |                   |   |    |  |
| Strongly Agree    | 6   | 75%  |        |        |            |                |   |       |       |   |       |           |   |       |          |   |    |                   |   |    |  |
| Agree             | 2   | 25%  |        |        |            |                |   |       |       |   |       |           |   |       |          |   |    |                   |   |    |  |
| Uncertain         | 0   | 0%   |        |        |            |                |   |       |       |   |       |           |   |       |          |   |    |                   |   |    |  |
| Disagree          | 0   | 0%   |        |        |            |                |   |       |       |   |       |           |   |       |          |   |    |                   |   |    |  |
| Strongly Disagree | 0   | 0%   |        |        |            |                |   |       |       |   |       |           |   |       |          |   |    |                   |   |    |  |
| 7                 | The learning and teaching methods encouraged participation  | <table border="1"> <thead> <tr> <th>Choice</th> <th>Number</th> <th>Percentage</th> </tr> </thead> <tbody> <tr> <td>Strongly Agree</td> <td>2</td> <td>25%</td> </tr> <tr> <td>Agree</td> <td>5</td> <td>62.5%</td> </tr> <tr> <td>Uncertain</td> <td>1</td> <td>12.5%</td> </tr> <tr> <td>Disagree</td> <td>0</td> <td>0%</td> </tr> <tr> <td>Strongly Disagree</td> <td>0</td> <td>0%</td> </tr> </tbody> </table> | Choice | Number | Percentage | Strongly Agree | 2 | 25%   | Agree | 5 | 62.5% | Uncertain | 1 | 12.5% | Disagree | 0 | 0% | Strongly Disagree | 0 | 0% |  <p>● Stron...<br/>● Agree<br/>● Unce...</p> |
| Choice            | Number  | Percentage   |        |        |            |                |   |       |       |   |       |           |   |       |          |   |    |                   |   |    |  |
| Strongly Agree    | 2   | 25%  |        |        |            |                |   |       |       |   |       |           |   |       |          |   |    |                   |   |    |  |
| Agree             | 5   | 62.5%  |        |        |            |                |   |       |       |   |       |           |   |       |          |   |    |                   |   |    |  |
| Uncertain         | 1   | 12.5%  |        |        |            |                |   |       |       |   |       |           |   |       |          |   |    |                   |   |    |  |
| Disagree          | 0   | 0%   |        |        |            |                |   |       |       |   |       |           |   |       |          |   |    |                   |   |    |  |
| Strongly Disagree | 0   | 0%   |        |        |            |                |   |       |       |   |       |           |   |       |          |   |    |                   |   |    |  |
| 8                 | The overall environment in the class was conducive to learning  | <table border="1"> <thead> <tr> <th>Choice</th> <th>Number</th> <th>Percentage</th> </tr> </thead> <tbody> <tr> <td>Strongly Agree</td> <td>6</td> <td>75%</td> </tr> <tr> <td>Agree</td> <td>2</td> <td>25%</td> </tr> <tr> <td>Uncertain</td> <td>0</td> <td>0%</td> </tr> <tr> <td>Disagree</td> <td>0</td> <td>0%</td> </tr> <tr> <td>Strongly Disagree</td> <td>0</td> <td>0%</td> </tr> </tbody> </table>      | Choice | Number | Percentage | Strongly Agree | 6 | 75%   | Agree | 2 | 25%   | Uncertain | 0 | 0%    | Disagree | 0 | 0% | Strongly Disagree | 0 | 0% |  <p>● Stron...<br/>● Agree</p>              |
| Choice            | Number  | Percentage   |        |        |            |                |   |       |       |   |       |           |   |       |          |   |    |                   |   |    |  |
| Strongly Agree    | 6   | 75%  |        |        |            |                |   |       |       |   |       |           |   |       |          |   |    |                   |   |    |  |
| Agree             | 2   | 25%  |        |        |            |                |   |       |       |   |       |           |   |       |          |   |    |                   |   |    |  |
| Uncertain         | 0   | 0%   |        |        |            |                |   |       |       |   |       |           |   |       |          |   |    |                   |   |    |  |
| Disagree          | 0   | 0%   |        |        |            |                |   |       |       |   |       |           |   |       |          |   |    |                   |   |    |  |
| Strongly Disagree | 0   | 0%   |        |        |            |                |   |       |       |   |       |           |   |       |          |   |    |                   |   |    |  |
| 9                 | Classrooms were satisfactory  | <table border="1"> <thead> <tr> <th>Choice</th> <th>Number</th> <th>Percentage</th> </tr> </thead> <tbody> <tr> <td>Strongly Agree</td> <td>7</td> <td>87.5%</td> </tr> <tr> <td>Agree</td> <td>1</td> <td>12.5%</td> </tr> <tr> <td>Uncertain</td> <td>0</td> <td>0%</td> </tr> <tr> <td>Disagree</td> <td>0</td> <td>0%</td> </tr> <tr> <td>Strongly Disagree</td> <td>0</td> <td>0%</td> </tr> </tbody> </table>  | Choice | Number | Percentage | Strongly Agree | 7 | 87.5% | Agree | 1 | 12.5% | Uncertain | 0 | 0%    | Disagree | 0 | 0% | Strongly Disagree | 0 | 0% |  <p>● Stron...<br/>● Agree</p>              |
| Choice            | Number  | Percentage   |        |        |            |                |   |       |       |   |       |           |   |       |          |   |    |                   |   |    |  |
| Strongly Agree    | 7   | 87.5%  |        |        |            |                |   |       |       |   |       |           |   |       |          |   |    |                   |   |    |  |
| Agree             | 1   | 12.5%  |        |        |            |                |   |       |       |   |       |           |   |       |          |   |    |                   |   |    |  |
| Uncertain         | 0   | 0%   |        |        |            |                |   |       |       |   |       |           |   |       |          |   |    |                   |   |    |  |
| Disagree          | 0   | 0%   |        |        |            |                |   |       |       |   |       |           |   |       |          |   |    |                   |   |    |  |
| Strongly Disagree | 0   | 0%   |        |        |            |                |   |       |       |   |       |           |   |       |          |   |    |                   |   |    |  |

| 10                | Learning materials (Lesson Plans, Course Notes etc.) were relevant and useful              | <table border="1"> <thead> <tr> <th>Choice</th> <th>Number</th> <th>Percentage</th> </tr> </thead> <tbody> <tr> <td>Strongly Agree</td> <td>5</td> <td>62.5%</td> </tr> <tr> <td>Agree</td> <td>3</td> <td>37.5%</td> </tr> <tr> <td>Uncertain</td> <td>0</td> <td>0%</td> </tr> <tr> <td>Disagree</td> <td>0</td> <td>0%</td> </tr> <tr> <td>Strongly Disagree</td> <td>0</td> <td>0%</td> </tr> </tbody> </table>  | Choice | Number | Percentage | Strongly Agree | 5 | 62.5% | Agree | 3 | 37.5% | Uncertain | 0 | 0%    | Disagree | 0 | 0% | Strongly Disagree | 0 | 0% |  <p>● Stron...<br/>● Agree</p>                  |
|-------------------|--|--|--------|--------|------------|----------------|---|-------|-------|---|-------|-----------|---|-------|----------|---|----|-------------------|---|----|---|
| Choice            | Number   | Percentage   |        |        |            |                |   |       |       |   |       |           |   |       |          |   |    |                   |   |    |   |
| Strongly Agree    | 5  | 62.5%  |        |        |            |                |   |       |       |   |       |           |   |       |          |   |    |                   |   |    |   |
| Agree             | 3  | 37.5%  |        |        |            |                |   |       |       |   |       |           |   |       |          |   |    |                   |   |    |   |
| Uncertain         | 0  | 0%   |        |        |            |                |   |       |       |   |       |           |   |       |          |   |    |                   |   |    |   |
| Disagree          | 0  | 0%   |        |        |            |                |   |       |       |   |       |           |   |       |          |   |    |                   |   |    |   |
| Strongly Disagree | 0  | 0%   |        |        |            |                |   |       |       |   |       |           |   |       |          |   |    |                   |   |    |   |
| 11                | Recommended reading Books etc. were relevant and appropriate                               | <table border="1"> <thead> <tr> <th>Choice</th> <th>Number</th> <th>Percentage</th> </tr> </thead> <tbody> <tr> <td>Strongly Agree</td> <td>3</td> <td>37.5%</td> </tr> <tr> <td>Agree</td> <td>5</td> <td>62.5%</td> </tr> <tr> <td>Uncertain</td> <td>0</td> <td>0%</td> </tr> <tr> <td>Disagree</td> <td>0</td> <td>0%</td> </tr> <tr> <td>Strongly Disagree</td> <td>0</td> <td>0%</td> </tr> </tbody> </table>  | Choice | Number | Percentage | Strongly Agree | 3 | 37.5% | Agree | 5 | 62.5% | Uncertain | 0 | 0%    | Disagree | 0 | 0% | Strongly Disagree | 0 | 0% |  <p>● Stron...<br/>● Agree</p>                 |
| Choice            | Number   | Percentage   |        |        |            |                |   |       |       |   |       |           |   |       |          |   |    |                   |   |    |   |
| Strongly Agree    | 3  | 37.5%  |        |        |            |                |   |       |       |   |       |           |   |       |          |   |    |                   |   |    |   |
| Agree             | 5  | 62.5%  |        |        |            |                |   |       |       |   |       |           |   |       |          |   |    |                   |   |    |   |
| Uncertain         | 0  | 0%   |        |        |            |                |   |       |       |   |       |           |   |       |          |   |    |                   |   |    |   |
| Disagree          | 0  | 0%   |        |        |            |                |   |       |       |   |       |           |   |       |          |   |    |                   |   |    |   |
| Strongly Disagree | 0  | 0%   |        |        |            |                |   |       |       |   |       |           |   |       |          |   |    |                   |   |    |   |
| 12                | The provision of learning resources in the library was adequate and appropriate            | <table border="1"> <thead> <tr> <th>Choice</th> <th>Number</th> <th>Percentage</th> </tr> </thead> <tbody> <tr> <td>Strongly Agree</td> <td>6</td> <td>75%</td> </tr> <tr> <td>Agree</td> <td>2</td> <td>25%</td> </tr> <tr> <td>Uncertain</td> <td>0</td> <td>0%</td> </tr> <tr> <td>Disagree</td> <td>0</td> <td>0%</td> </tr> <tr> <td>Strongly Disagree</td> <td>0</td> <td>0%</td> </tr> </tbody> </table>      | Choice | Number | Percentage | Strongly Agree | 6 | 75%   | Agree | 2 | 25%   | Uncertain | 0 | 0%    | Disagree | 0 | 0% | Strongly Disagree | 0 | 0% |  <p>● Stron...<br/>● Agree</p>                |
| Choice            | Number   | Percentage   |        |        |            |                |   |       |       |   |       |           |   |       |          |   |    |                   |   |    |   |
| Strongly Agree    | 6  | 75%  |        |        |            |                |   |       |       |   |       |           |   |       |          |   |    |                   |   |    |   |
| Agree             | 2  | 25%  |        |        |            |                |   |       |       |   |       |           |   |       |          |   |    |                   |   |    |   |
| Uncertain         | 0  | 0%   |        |        |            |                |   |       |       |   |       |           |   |       |          |   |    |                   |   |    |   |
| Disagree          | 0  | 0%   |        |        |            |                |   |       |       |   |       |           |   |       |          |   |    |                   |   |    |   |
| Strongly Disagree | 0  | 0%   |        |        |            |                |   |       |       |   |       |           |   |       |          |   |    |                   |   |    |   |
| 13                | The provision of learning resources on the Web was adequate and appropriate ( if relevant) | <table border="1"> <thead> <tr> <th>Choice</th> <th>Number</th> <th>Percentage</th> </tr> </thead> <tbody> <tr> <td>Strongly Agree</td> <td>3</td> <td>37.5%</td> </tr> <tr> <td>Agree</td> <td>2</td> <td>25%</td> </tr> <tr> <td>Uncertain</td> <td>3</td> <td>37.5%</td> </tr> <tr> <td>Disagree</td> <td>0</td> <td>0%</td> </tr> <tr> <td>Strongly Disagree</td> <td>0</td> <td>0%</td> </tr> </tbody> </table> | Choice | Number | Percentage | Strongly Agree | 3 | 37.5% | Agree | 2 | 25%   | Uncertain | 3 | 37.5% | Disagree | 0 | 0% | Strongly Disagree | 0 | 0% |  <p>● Stron...<br/>● Agree<br/>● Unce...</p> |
| Choice            | Number   | Percentage   |        |        |            |                |   |       |       |   |       |           |   |       |          |   |    |                   |   |    |   |
| Strongly Agree    | 3  | 37.5%  |        |        |            |                |   |       |       |   |       |           |   |       |          |   |    |                   |   |    |   |
| Agree             | 2  | 25%  |        |        |            |                |   |       |       |   |       |           |   |       |          |   |    |                   |   |    |   |
| Uncertain         | 3  | 37.5%  |        |        |            |                |   |       |       |   |       |           |   |       |          |   |    |                   |   |    |   |
| Disagree          | 0  | 0%   |        |        |            |                |   |       |       |   |       |           |   |       |          |   |    |                   |   |    |   |
| Strongly Disagree | 0  | 0%   |        |        |            |                |   |       |       |   |       |           |   |       |          |   |    |                   |   |    |   |
| 14                | The Course stimulated my interest and thought on the subject area                          | <table border="1"> <thead> <tr> <th>Choice</th> <th>Number</th> <th>Percentage</th> </tr> </thead> <tbody> <tr> <td>Strongly Agree</td> <td>6</td> <td>75%</td> </tr> <tr> <td>Agree</td> <td>2</td> <td>25%</td> </tr> <tr> <td>Uncertain</td> <td>0</td> <td>0%</td> </tr> <tr> <td>Disagree</td> <td>0</td> <td>0%</td> </tr> <tr> <td>Strongly Disagree</td> <td>0</td> <td>0%</td> </tr> </tbody> </table>      | Choice | Number | Percentage | Strongly Agree | 6 | 75%   | Agree | 2 | 25%   | Uncertain | 0 | 0%    | Disagree | 0 | 0% | Strongly Disagree | 0 | 0% |  <p>● Stron...<br/>● Agree</p>               |
| Choice            | Number   | Percentage   |        |        |            |                |   |       |       |   |       |           |   |       |          |   |    |                   |   |    |   |
| Strongly Agree    | 6  | 75%  |        |        |            |                |   |       |       |   |       |           |   |       |          |   |    |                   |   |    |   |
| Agree             | 2  | 25%  |        |        |            |                |   |       |       |   |       |           |   |       |          |   |    |                   |   |    |   |
| Uncertain         | 0  | 0%   |        |        |            |                |   |       |       |   |       |           |   |       |          |   |    |                   |   |    |   |
| Disagree          | 0  | 0%   |        |        |            |                |   |       |       |   |       |           |   |       |          |   |    |                   |   |    |   |
| Strongly Disagree | 0  | 0%   |        |        |            |                |   |       |       |   |       |           |   |       |          |   |    |                   |   |    |   |

| 15                | The pace of the Course was appropriate    | <table border="1"> <thead> <tr> <th>Choice</th> <th>Number</th> <th>Percentage</th> </tr> </thead> <tbody> <tr> <td>Strongly Agree</td> <td>3</td> <td>37.5%</td> </tr> <tr> <td>Agree</td> <td>5</td> <td>62.5%</td> </tr> <tr> <td>Uncertain</td> <td>0</td> <td>0%</td> </tr> <tr> <td>Disagree</td> <td>0</td> <td>0%</td> </tr> <tr> <td>Strongly Disagree</td> <td>0</td> <td>0%</td> </tr> </tbody> </table> | Choice | Number | Percentage | Strongly Agree | 3 | 37.5% | Agree | 5 | 62.5% | Uncertain | 0 | 0% | Disagree | 0 | 0% | Strongly Disagree | 0 | 0% |  <p> <span style="color: blue;">●</span> Stron...<br/> <span style="color: red;">●</span> Agree         </p>    |
|-------------------|---|---|--------|--------|------------|----------------|---|-------|-------|---|-------|-----------|---|----|----------|---|----|-------------------|---|----|---|
| Choice            | Number                                    | Percentage  |        |        |            |                |   |       |       |   |       |           |   |    |          |   |    |                   |   |    |   |
| Strongly Agree    | 3   | 37.5%   |        |        |            |                |   |       |       |   |       |           |   |    |          |   |    |                   |   |    |   |
| Agree             | 5   | 62.5%   |        |        |            |                |   |       |       |   |       |           |   |    |          |   |    |                   |   |    |   |
| Uncertain         | 0   | 0%  |        |        |            |                |   |       |       |   |       |           |   |    |          |   |    |                   |   |    |   |
| Disagree          | 0   | 0%  |        |        |            |                |   |       |       |   |       |           |   |    |          |   |    |                   |   |    |   |
| Strongly Disagree | 0   | 0%  |        |        |            |                |   |       |       |   |       |           |   |    |          |   |    |                   |   |    |   |
| 16                | Ideas and concepts were presented clearly | <table border="1"> <thead> <tr> <th>Choice</th> <th>Number</th> <th>Percentage</th> </tr> </thead> <tbody> <tr> <td>Strongly Agree</td> <td>5</td> <td>62.5%</td> </tr> <tr> <td>Agree</td> <td>3</td> <td>37.5%</td> </tr> <tr> <td>Uncertain</td> <td>0</td> <td>0%</td> </tr> <tr> <td>Disagree</td> <td>0</td> <td>0%</td> </tr> <tr> <td>Strongly Disagree</td> <td>0</td> <td>0%</td> </tr> </tbody> </table> | Choice | Number | Percentage | Strongly Agree | 5 | 62.5% | Agree | 3 | 37.5% | Uncertain | 0 | 0% | Disagree | 0 | 0% | Strongly Disagree | 0 | 0% |  <p> <span style="color: blue;">●</span> Stron...<br/> <span style="color: red;">●</span> Agree         </p>   |
| Choice            | Number                                    | Percentage  |        |        |            |                |   |       |       |   |       |           |   |    |          |   |    |                   |   |    |   |
| Strongly Agree    | 5   | 62.5%   |        |        |            |                |   |       |       |   |       |           |   |    |          |   |    |                   |   |    |   |
| Agree             | 3   | 37.5%   |        |        |            |                |   |       |       |   |       |           |   |    |          |   |    |                   |   |    |   |
| Uncertain         | 0   | 0%  |        |        |            |                |   |       |       |   |       |           |   |    |          |   |    |                   |   |    |   |
| Disagree          | 0   | 0%  |        |        |            |                |   |       |       |   |       |           |   |    |          |   |    |                   |   |    |   |
| Strongly Disagree | 0   | 0%  |        |        |            |                |   |       |       |   |       |           |   |    |          |   |    |                   |   |    |   |
| 17                | The method of assessment were reasonable  | <table border="1"> <thead> <tr> <th>Choice</th> <th>Number</th> <th>Percentage</th> </tr> </thead> <tbody> <tr> <td>Strongly Agree</td> <td>5</td> <td>62.5%</td> </tr> <tr> <td>Agree</td> <td>3</td> <td>37.5%</td> </tr> <tr> <td>Uncertain</td> <td>0</td> <td>0%</td> </tr> <tr> <td>Disagree</td> <td>0</td> <td>0%</td> </tr> <tr> <td>Strongly Disagree</td> <td>0</td> <td>0%</td> </tr> </tbody> </table> | Choice | Number | Percentage | Strongly Agree | 5 | 62.5% | Agree | 3 | 37.5% | Uncertain | 0 | 0% | Disagree | 0 | 0% | Strongly Disagree | 0 | 0% |  <p> <span style="color: blue;">●</span> Stron...<br/> <span style="color: red;">●</span> Agree         </p>  |
| Choice            | Number                                    | Percentage  |        |        |            |                |   |       |       |   |       |           |   |    |          |   |    |                   |   |    |   |
| Strongly Agree    | 5   | 62.5%   |        |        |            |                |   |       |       |   |       |           |   |    |          |   |    |                   |   |    |   |
| Agree             | 3   | 37.5%   |        |        |            |                |   |       |       |   |       |           |   |    |          |   |    |                   |   |    |   |
| Uncertain         | 0   | 0%  |        |        |            |                |   |       |       |   |       |           |   |    |          |   |    |                   |   |    |   |
| Disagree          | 0   | 0%  |        |        |            |                |   |       |       |   |       |           |   |    |          |   |    |                   |   |    |   |
| Strongly Disagree | 0   | 0%  |        |        |            |                |   |       |       |   |       |           |   |    |          |   |    |                   |   |    |   |
| 18                | Feedback on assessment was timely         | <table border="1"> <thead> <tr> <th>Choice</th> <th>Number</th> <th>Percentage</th> </tr> </thead> <tbody> <tr> <td>Strongly Agree</td> <td>5</td> <td>62.5%</td> </tr> <tr> <td>Agree</td> <td>3</td> <td>37.5%</td> </tr> <tr> <td>Uncertain</td> <td>0</td> <td>0%</td> </tr> <tr> <td>Disagree</td> <td>0</td> <td>0%</td> </tr> <tr> <td>Strongly Disagree</td> <td>0</td> <td>0%</td> </tr> </tbody> </table> | Choice | Number | Percentage | Strongly Agree | 5 | 62.5% | Agree | 3 | 37.5% | Uncertain | 0 | 0% | Disagree | 0 | 0% | Strongly Disagree | 0 | 0% |  <p> <span style="color: blue;">●</span> Stron...<br/> <span style="color: red;">●</span> Agree         </p> |
| Choice            | Number                                    | Percentage  |        |        |            |                |   |       |       |   |       |           |   |    |          |   |    |                   |   |    |   |
| Strongly Agree    | 5   | 62.5%   |        |        |            |                |   |       |       |   |       |           |   |    |          |   |    |                   |   |    |   |
| Agree             | 3   | 37.5%   |        |        |            |                |   |       |       |   |       |           |   |    |          |   |    |                   |   |    |   |
| Uncertain         | 0   | 0%  |        |        |            |                |   |       |       |   |       |           |   |    |          |   |    |                   |   |    |   |
| Disagree          | 0   | 0%  |        |        |            |                |   |       |       |   |       |           |   |    |          |   |    |                   |   |    |   |
| Strongly Disagree | 0   | 0%  |        |        |            |                |   |       |       |   |       |           |   |    |          |   |    |                   |   |    |   |
| 19                | Feedback on assessment was helpful        | <table border="1"> <thead> <tr> <th>Choice</th> <th>Number</th> <th>Percentage</th> </tr> </thead> <tbody> <tr> <td>Strongly Agree</td> <td>5</td> <td>62.5%</td> </tr> <tr> <td>Agree</td> <td>3</td> <td>37.5%</td> </tr> <tr> <td>Uncertain</td> <td>0</td> <td>0%</td> </tr> <tr> <td>Disagree</td> <td>0</td> <td>0%</td> </tr> <tr> <td>Strongly Disagree</td> <td>0</td> <td>0%</td> </tr> </tbody> </table> | Choice | Number | Percentage | Strongly Agree | 5 | 62.5% | Agree | 3 | 37.5% | Uncertain | 0 | 0% | Disagree | 0 | 0% | Strongly Disagree | 0 | 0% |  <p> <span style="color: blue;">●</span> Stron...<br/> <span style="color: red;">●</span> Agree         </p> |
| Choice            | Number                                    | Percentage  |        |        |            |                |   |       |       |   |       |           |   |    |          |   |    |                   |   |    |   |
| Strongly Agree    | 5   | 62.5%   |        |        |            |                |   |       |       |   |       |           |   |    |          |   |    |                   |   |    |   |
| Agree             | 3   | 37.5%   |        |        |            |                |   |       |       |   |       |           |   |    |          |   |    |                   |   |    |   |
| Uncertain         | 0   | 0%  |        |        |            |                |   |       |       |   |       |           |   |    |          |   |    |                   |   |    |   |
| Disagree          | 0   | 0%  |        |        |            |                |   |       |       |   |       |           |   |    |          |   |    |                   |   |    |   |
| Strongly Disagree | 0   | 0%  |        |        |            |                |   |       |       |   |       |           |   |    |          |   |    |                   |   |    |   |

| 20                | I understood the lectures                                   | <table border="1"> <thead> <tr> <th>Choice</th> <th>Number</th> <th>Percentage</th> </tr> </thead> <tbody> <tr> <td>Strongly Agree</td> <td>5</td> <td>62.5%</td> </tr> <tr> <td>Agree</td> <td>3</td> <td>37.5%</td> </tr> <tr> <td>Uncertain</td> <td>0</td> <td>0%</td> </tr> <tr> <td>Disagree</td> <td>0</td> <td>0%</td> </tr> <tr> <td>Strongly Disagree</td> <td>0</td> <td>0%</td> </tr> </tbody> </table>  | Choice | Number | Percentage | Strongly Agree | 5 | 62.5% | Agree | 3 | 37.5% | Uncertain | 0 | 0%    | Disagree | 0 | 0% | Strongly Disagree | 0 | 0% |  <p>● Stron...<br/>● Agree</p>                  |
|-------------------|---|--|--------|--------|------------|----------------|---|-------|-------|---|-------|-----------|---|-------|----------|---|----|-------------------|---|----|---|
| Choice            | Number  | Percentage   |        |        |            |                |   |       |       |   |       |           |   |       |          |   |    |                   |   |    |   |
| Strongly Agree    | 5   | 62.5%  |        |        |            |                |   |       |       |   |       |           |   |       |          |   |    |                   |   |    |   |
| Agree             | 3   | 37.5%  |        |        |            |                |   |       |       |   |       |           |   |       |          |   |    |                   |   |    |   |
| Uncertain         | 0   | 0%   |        |        |            |                |   |       |       |   |       |           |   |       |          |   |    |                   |   |    |   |
| Disagree          | 0   | 0%   |        |        |            |                |   |       |       |   |       |           |   |       |          |   |    |                   |   |    |   |
| Strongly Disagree | 0   | 0%   |        |        |            |                |   |       |       |   |       |           |   |       |          |   |    |                   |   |    |   |
| 21                | The material was well organized and presented               | <table border="1"> <thead> <tr> <th>Choice</th> <th>Number</th> <th>Percentage</th> </tr> </thead> <tbody> <tr> <td>Strongly Agree</td> <td>5</td> <td>62.5%</td> </tr> <tr> <td>Agree</td> <td>2</td> <td>25%</td> </tr> <tr> <td>Uncertain</td> <td>1</td> <td>12.5%</td> </tr> <tr> <td>Disagree</td> <td>0</td> <td>0%</td> </tr> <tr> <td>Strongly Disagree</td> <td>0</td> <td>0%</td> </tr> </tbody> </table> | Choice | Number | Percentage | Strongly Agree | 5 | 62.5% | Agree | 2 | 25%   | Uncertain | 1 | 12.5% | Disagree | 0 | 0% | Strongly Disagree | 0 | 0% |  <p>● Stron...<br/>● Agree<br/>● Unce...</p>   |
| Choice            | Number  | Percentage   |        |        |            |                |   |       |       |   |       |           |   |       |          |   |    |                   |   |    |   |
| Strongly Agree    | 5   | 62.5%  |        |        |            |                |   |       |       |   |       |           |   |       |          |   |    |                   |   |    |   |
| Agree             | 2   | 25%  |        |        |            |                |   |       |       |   |       |           |   |       |          |   |    |                   |   |    |   |
| Uncertain         | 1   | 12.5%  |        |        |            |                |   |       |       |   |       |           |   |       |          |   |    |                   |   |    |   |
| Disagree          | 0   | 0%   |        |        |            |                |   |       |       |   |       |           |   |       |          |   |    |                   |   |    |   |
| Strongly Disagree | 0   | 0%   |        |        |            |                |   |       |       |   |       |           |   |       |          |   |    |                   |   |    |   |
| 22                | The instructor was responsive to student needs and problems | <table border="1"> <thead> <tr> <th>Choice</th> <th>Number</th> <th>Percentage</th> </tr> </thead> <tbody> <tr> <td>Strongly Agree</td> <td>5</td> <td>62.5%</td> </tr> <tr> <td>Agree</td> <td>2</td> <td>25%</td> </tr> <tr> <td>Uncertain</td> <td>1</td> <td>12.5%</td> </tr> <tr> <td>Disagree</td> <td>0</td> <td>0%</td> </tr> <tr> <td>Strongly Disagree</td> <td>0</td> <td>0%</td> </tr> </tbody> </table> | Choice | Number | Percentage | Strongly Agree | 5 | 62.5% | Agree | 2 | 25%   | Uncertain | 1 | 12.5% | Disagree | 0 | 0% | Strongly Disagree | 0 | 0% |  <p>● Stron...<br/>● Agree<br/>● Unce...</p>  |
| Choice            | Number  | Percentage   |        |        |            |                |   |       |       |   |       |           |   |       |          |   |    |                   |   |    |   |
| Strongly Agree    | 5   | 62.5%  |        |        |            |                |   |       |       |   |       |           |   |       |          |   |    |                   |   |    |   |
| Agree             | 2   | 25%  |        |        |            |                |   |       |       |   |       |           |   |       |          |   |    |                   |   |    |   |
| Uncertain         | 1   | 12.5%  |        |        |            |                |   |       |       |   |       |           |   |       |          |   |    |                   |   |    |   |
| Disagree          | 0   | 0%   |        |        |            |                |   |       |       |   |       |           |   |       |          |   |    |                   |   |    |   |
| Strongly Disagree | 0   | 0%   |        |        |            |                |   |       |       |   |       |           |   |       |          |   |    |                   |   |    |   |
| 23                | Had the instructor been regular throughout the course       | <table border="1"> <thead> <tr> <th>Choice</th> <th>Number</th> <th>Percentage</th> </tr> </thead> <tbody> <tr> <td>Strongly Agree</td> <td>5</td> <td>62.5%</td> </tr> <tr> <td>Agree</td> <td>3</td> <td>37.5%</td> </tr> <tr> <td>Uncertain</td> <td>0</td> <td>0%</td> </tr> <tr> <td>Disagree</td> <td>0</td> <td>0%</td> </tr> <tr> <td>Strongly Disagree</td> <td>0</td> <td>0%</td> </tr> </tbody> </table>  | Choice | Number | Percentage | Strongly Agree | 5 | 62.5% | Agree | 3 | 37.5% | Uncertain | 0 | 0%    | Disagree | 0 | 0% | Strongly Disagree | 0 | 0% |  <p>● Stron...<br/>● Agree</p>               |
| Choice            | Number  | Percentage   |        |        |            |                |   |       |       |   |       |           |   |       |          |   |    |                   |   |    |   |
| Strongly Agree    | 5   | 62.5%  |        |        |            |                |   |       |       |   |       |           |   |       |          |   |    |                   |   |    |   |
| Agree             | 3   | 37.5%  |        |        |            |                |   |       |       |   |       |           |   |       |          |   |    |                   |   |    |   |
| Uncertain         | 0   | 0%   |        |        |            |                |   |       |       |   |       |           |   |       |          |   |    |                   |   |    |   |
| Disagree          | 0   | 0%   |        |        |            |                |   |       |       |   |       |           |   |       |          |   |    |                   |   |    |   |
| Strongly Disagree | 0   | 0%   |        |        |            |                |   |       |       |   |       |           |   |       |          |   |    |                   |   |    |   |
| 24                | The material in the tutorials was useful                    | <table border="1"> <thead> <tr> <th>Choice</th> <th>Number</th> <th>Percentage</th> </tr> </thead> <tbody> <tr> <td>Strongly Agree</td> <td>2</td> <td>25%</td> </tr> <tr> <td>Agree</td> <td>3</td> <td>37.5%</td> </tr> <tr> <td>Uncertain</td> <td>3</td> <td>37.5%</td> </tr> <tr> <td>Disagree</td> <td>0</td> <td>0%</td> </tr> <tr> <td>Strongly Disagree</td> <td>0</td> <td>0%</td> </tr> </tbody> </table> | Choice | Number | Percentage | Strongly Agree | 2 | 25%   | Agree | 3 | 37.5% | Uncertain | 3 | 37.5% | Disagree | 0 | 0% | Strongly Disagree | 0 | 0% |  <p>● Stron...<br/>● Agree<br/>● Unce...</p> |
| Choice            | Number  | Percentage   |        |        |            |                |   |       |       |   |       |           |   |       |          |   |    |                   |   |    |   |
| Strongly Agree    | 2   | 25%  |        |        |            |                |   |       |       |   |       |           |   |       |          |   |    |                   |   |    |   |
| Agree             | 3   | 37.5%  |        |        |            |                |   |       |       |   |       |           |   |       |          |   |    |                   |   |    |   |
| Uncertain         | 3   | 37.5%  |        |        |            |                |   |       |       |   |       |           |   |       |          |   |    |                   |   |    |   |
| Disagree          | 0   | 0%   |        |        |            |                |   |       |       |   |       |           |   |       |          |   |    |                   |   |    |   |
| Strongly Disagree | 0   | 0%   |        |        |            |                |   |       |       |   |       |           |   |       |          |   |    |                   |   |    |   |



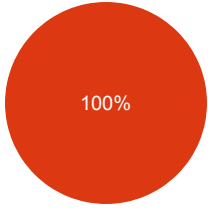
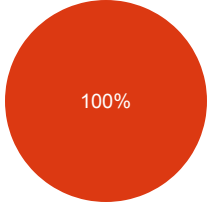

| 25                | I was happy with the amount of work needed for tutorials | <table border="1"> <thead> <tr> <th>Choice</th> <th>Number</th> <th>Percentage</th> </tr> </thead> <tbody> <tr> <td>Strongly Agree</td> <td>5</td> <td>62.5%</td> </tr> <tr> <td>Agree</td> <td>3</td> <td>37.5%</td> </tr> <tr> <td>Uncertain</td> <td>0</td> <td>0%</td> </tr> <tr> <td>Disagree</td> <td>0</td> <td>0%</td> </tr> <tr> <td>Strongly Disagree</td> <td>0</td> <td>0%</td> </tr> </tbody> </table>  | Choice | Number | Percentage | Strongly Agree | 5 | 62.5% | Agree | 3 | 37.5% | Uncertain | 0 | 0% | Disagree | 0 | 0%    | Strongly Disagree | 0 | 0% |  <p>● Stron...<br/>● Agree</p>                |
|-------------------|--|--|--------|--------|------------|----------------|---|-------|-------|---|-------|-----------|---|----|----------|---|-------|-------------------|---|----|---|
| Choice            | Number   | Percentage   |        |        |            |                |   |       |       |   |       |           |   |    |          |   |       |                   |   |    |   |
| Strongly Agree    | 5  | 62.5%  |        |        |            |                |   |       |       |   |       |           |   |    |          |   |       |                   |   |    |   |
| Agree             | 3  | 37.5%  |        |        |            |                |   |       |       |   |       |           |   |    |          |   |       |                   |   |    |   |
| Uncertain         | 0  | 0%   |        |        |            |                |   |       |       |   |       |           |   |    |          |   |       |                   |   |    |   |
| Disagree          | 0  | 0%   |        |        |            |                |   |       |       |   |       |           |   |    |          |   |       |                   |   |    |   |
| Strongly Disagree | 0  | 0%   |        |        |            |                |   |       |       |   |       |           |   |    |          |   |       |                   |   |    |   |
| 26                | The tutor dealt effectively with my problems             | <table border="1"> <thead> <tr> <th>Choice</th> <th>Number</th> <th>Percentage</th> </tr> </thead> <tbody> <tr> <td>Strongly Agree</td> <td>2</td> <td>25%</td> </tr> <tr> <td>Agree</td> <td>3</td> <td>37.5%</td> </tr> <tr> <td>Uncertain</td> <td>0</td> <td>0%</td> </tr> <tr> <td>Disagree</td> <td>3</td> <td>37.5%</td> </tr> <tr> <td>Strongly Disagree</td> <td>0</td> <td>0%</td> </tr> </tbody> </table> | Choice | Number | Percentage | Strongly Agree | 2 | 25%   | Agree | 3 | 37.5% | Uncertain | 0 | 0% | Disagree | 3 | 37.5% | Strongly Disagree | 0 | 0% |  <p>● Stron...<br/>● Agree<br/>● Disa...</p> |
| Choice            | Number   | Percentage   |        |        |            |                |   |       |       |   |       |           |   |    |          |   |       |                   |   |    |   |
| Strongly Agree    | 2  | 25%  |        |        |            |                |   |       |       |   |       |           |   |    |          |   |       |                   |   |    |   |
| Agree             | 3  | 37.5%  |        |        |            |                |   |       |       |   |       |           |   |    |          |   |       |                   |   |    |   |
| Uncertain         | 0  | 0%   |        |        |            |                |   |       |       |   |       |           |   |    |          |   |       |                   |   |    |   |
| Disagree          | 3  | 37.5%  |        |        |            |                |   |       |       |   |       |           |   |    |          |   |       |                   |   |    |   |
| Strongly Disagree | 0  | 0%   |        |        |            |                |   |       |       |   |       |           |   |    |          |   |       |                   |   |    |   |
| 27                | The material in the practicals was useful                | <table border="1"> <thead> <tr> <th>Choice</th> <th>Number</th> <th>Percentage</th> </tr> </thead> <tbody> <tr> <td>Strongly Agree</td> <td>5</td> <td>62.5%</td> </tr> <tr> <td>Agree</td> <td>3</td> <td>37.5%</td> </tr> <tr> <td>Uncertain</td> <td>0</td> <td>0%</td> </tr> <tr> <td>Disagree</td> <td>0</td> <td>0%</td> </tr> <tr> <td>Strongly Disagree</td> <td>0</td> <td>0%</td> </tr> </tbody> </table>  | Choice | Number | Percentage | Strongly Agree | 5 | 62.5% | Agree | 3 | 37.5% | Uncertain | 0 | 0% | Disagree | 0 | 0%    | Strongly Disagree | 0 | 0% |  <p>● Stron...<br/>● Agree</p>              |
| Choice            | Number   | Percentage   |        |        |            |                |   |       |       |   |       |           |   |    |          |   |       |                   |   |    |   |
| Strongly Agree    | 5  | 62.5%  |        |        |            |                |   |       |       |   |       |           |   |    |          |   |       |                   |   |    |   |
| Agree             | 3  | 37.5%  |        |        |            |                |   |       |       |   |       |           |   |    |          |   |       |                   |   |    |   |
| Uncertain         | 0  | 0%   |        |        |            |                |   |       |       |   |       |           |   |    |          |   |       |                   |   |    |   |
| Disagree          | 0  | 0%   |        |        |            |                |   |       |       |   |       |           |   |    |          |   |       |                   |   |    |   |
| Strongly Disagree | 0  | 0%   |        |        |            |                |   |       |       |   |       |           |   |    |          |   |       |                   |   |    |   |
| 28                | The demonstrators dealt effectively with my problems     | <table border="1"> <thead> <tr> <th>Choice</th> <th>Number</th> <th>Percentage</th> </tr> </thead> <tbody> <tr> <td>Strongly Agree</td> <td>5</td> <td>62.5%</td> </tr> <tr> <td>Agree</td> <td>3</td> <td>37.5%</td> </tr> <tr> <td>Uncertain</td> <td>0</td> <td>0%</td> </tr> <tr> <td>Disagree</td> <td>0</td> <td>0%</td> </tr> <tr> <td>Strongly Disagree</td> <td>0</td> <td>0%</td> </tr> </tbody> </table>  | Choice | Number | Percentage | Strongly Agree | 5 | 62.5% | Agree | 3 | 37.5% | Uncertain | 0 | 0% | Disagree | 0 | 0%    | Strongly Disagree | 0 | 0% |  <p>● Stron...<br/>● Agree</p>             |
| Choice            | Number   | Percentage   |        |        |            |                |   |       |       |   |       |           |   |    |          |   |       |                   |   |    |   |
| Strongly Agree    | 5  | 62.5%  |        |        |            |                |   |       |       |   |       |           |   |    |          |   |       |                   |   |    |   |
| Agree             | 3  | 37.5%  |        |        |            |                |   |       |       |   |       |           |   |    |          |   |       |                   |   |    |   |
| Uncertain         | 0  | 0%   |        |        |            |                |   |       |       |   |       |           |   |    |          |   |       |                   |   |    |   |
| Disagree          | 0  | 0%   |        |        |            |                |   |       |       |   |       |           |   |    |          |   |       |                   |   |    |   |
| Strongly Disagree | 0  | 0%   |        |        |            |                |   |       |       |   |       |           |   |    |          |   |       |                   |   |    |   |
| 29                | The best features of the Course were                     | Nothing<br>Good<br>no<br>good<br>the management of finance<br>good<br>good<br>good   |        |        |            |                |   |       |       |   |       |           |   |    |          |   |       |                   |   |    |   |
| 30                | The Course could have been improved by                   | Struggle done by me<br>Good<br>no<br>good<br>study tours visits<br>good<br>good<br>good  |        |        |            |                |   |       |       |   |       |           |   |    |          |   |       |                   |   |    |   |

|    |  |   |
|----|--|---|
| 31 | The University does not tolerate discrimination on any irrelevant distinction (e.g. race, age, gender) and is committed to work with diversity in a wholly positive way. Please indicate below anything in relation to this Course which may run counter to this objective | Nothing<br>Good<br>no<br>no comment<br>good<br>good<br>good |
|----|--|---|






---






# Course Evaluation - Program: 0250






| Teacher Name: MUHAMMAD ZEESHAN AHMAD KHAN |  | Course ID: ECO-103<br>Course Title: Macro Economics   |        | Session: 2017 Fall |            |                |   |      |       |   |    |           |   |    |          |   |    |                   |   |    |   |  |  |
|---|--|---|--------|--------------------|------------|----------------|---|------|-------|---|----|-----------|---|----|----------|---|----|-------------------|---|----|---|--|--|
| Shift: Morning -- Section: B              |  | Total Strength: 1   |        | Attempted: 1       |            |                |   |      |       |   |    |           |   |    |          |   |    |                   |   |    |   |  |  |
| S.No                                      | Question   | Opinions  |        |                    | Chart      |                |   |      |       |   |    |           |   |    |          |   |    |                   |   |    |   |  |  |
| 1   | The course objectives were clear   | <table border="1"> <thead> <tr> <th>Choice</th> <th>Number</th> <th>Percentage</th> </tr> </thead> <tbody> <tr> <td>Strongly Agree</td> <td>1</td> <td>100%</td> </tr> <tr> <td>Agree</td> <td>0</td> <td>0%</td> </tr> <tr> <td>Uncertain</td> <td>0</td> <td>0%</td> </tr> <tr> <td>Disagree</td> <td>0</td> <td>0%</td> </tr> <tr> <td>Strongly Disagree</td> <td>0</td> <td>0%</td> </tr> </tbody> </table> | Choice | Number             | Percentage | Strongly Agree | 1 | 100% | Agree | 0 | 0% | Uncertain | 0 | 0% | Disagree | 0 | 0% | Strongly Disagree | 0 | 0% | <p>A pie chart representing the distribution of responses for the question 'The course objectives were clear'. The chart is a single solid blue circle with the text '100%' centered inside it. To the right of the chart is a legend consisting of a small blue circle followed by the text 'Stron...'. The data table indicates that 100% of respondents (1 out of 1) chose 'Strongly Agree'.</p>   |  |  |
| Choice                                    | Number   | Percentage  |        |                    |            |                |   |      |       |   |    |           |   |    |          |   |    |                   |   |    |   |  |  |
| Strongly Agree                            | 1  | 100%  |        |                    |            |                |   |      |       |   |    |           |   |    |          |   |    |                   |   |    |   |  |  |
| Agree                                     | 0  | 0%  |        |                    |            |                |   |      |       |   |    |           |   |    |          |   |    |                   |   |    |   |  |  |
| Uncertain                                 | 0  | 0%  |        |                    |            |                |   |      |       |   |    |           |   |    |          |   |    |                   |   |    |   |  |  |
| Disagree                                  | 0  | 0%  |        |                    |            |                |   |      |       |   |    |           |   |    |          |   |    |                   |   |    |   |  |  |
| Strongly Disagree                         | 0  | 0%  |        |                    |            |                |   |      |       |   |    |           |   |    |          |   |    |                   |   |    |   |  |  |
| 2   | The Course workload was manageable   | <table border="1"> <thead> <tr> <th>Choice</th> <th>Number</th> <th>Percentage</th> </tr> </thead> <tbody> <tr> <td>Strongly Agree</td> <td>1</td> <td>100%</td> </tr> <tr> <td>Agree</td> <td>0</td> <td>0%</td> </tr> <tr> <td>Uncertain</td> <td>0</td> <td>0%</td> </tr> <tr> <td>Disagree</td> <td>0</td> <td>0%</td> </tr> <tr> <td>Strongly Disagree</td> <td>0</td> <td>0%</td> </tr> </tbody> </table> | Choice | Number             | Percentage | Strongly Agree | 1 | 100% | Agree | 0 | 0% | Uncertain | 0 | 0% | Disagree | 0 | 0% | Strongly Disagree | 0 | 0% | <p>A pie chart representing the distribution of responses for the question 'The Course workload was manageable'. The chart is a single solid blue circle with the text '100%' centered inside it. To the right of the chart is a legend consisting of a small blue circle followed by the text 'Stron...'. The data table indicates that 100% of respondents (1 out of 1) chose 'Strongly Agree'.</p>   |  |  |
| Choice                                    | Number   | Percentage  |        |                    |            |                |   |      |       |   |    |           |   |    |          |   |    |                   |   |    |   |  |  |
| Strongly Agree                            | 1  | 100%  |        |                    |            |                |   |      |       |   |    |           |   |    |          |   |    |                   |   |    |   |  |  |
| Agree                                     | 0  | 0%  |        |                    |            |                |   |      |       |   |    |           |   |    |          |   |    |                   |   |    |   |  |  |
| Uncertain                                 | 0  | 0%  |        |                    |            |                |   |      |       |   |    |           |   |    |          |   |    |                   |   |    |   |  |  |
| Disagree                                  | 0  | 0%  |        |                    |            |                |   |      |       |   |    |           |   |    |          |   |    |                   |   |    |   |  |  |
| Strongly Disagree                         | 0  | 0%  |        |                    |            |                |   |      |       |   |    |           |   |    |          |   |    |                   |   |    |   |  |  |
| 3   | The Course was well organized (e.g. timely access to materials, notification of changes, etc.) | <table border="1"> <thead> <tr> <th>Choice</th> <th>Number</th> <th>Percentage</th> </tr> </thead> <tbody> <tr> <td>Strongly Agree</td> <td>1</td> <td>100%</td> </tr> <tr> <td>Agree</td> <td>0</td> <td>0%</td> </tr> <tr> <td>Uncertain</td> <td>0</td> <td>0%</td> </tr> <tr> <td>Disagree</td> <td>0</td> <td>0%</td> </tr> <tr> <td>Strongly Disagree</td> <td>0</td> <td>0%</td> </tr> </tbody> </table> | Choice | Number             | Percentage | Strongly Agree | 1 | 100% | Agree | 0 | 0% | Uncertain | 0 | 0% | Disagree | 0 | 0% | Strongly Disagree | 0 | 0% | <p>A pie chart representing the distribution of responses for the question 'The Course was well organized (e.g. timely access to materials, notification of changes, etc.)'. The chart is a single solid blue circle with the text '100%' centered inside it. To the right of the chart is a legend consisting of a small blue circle followed by the text 'Stron...'. The data table indicates that 100% of respondents (1 out of 1) chose 'Strongly Agree'.</p> |  |  |
| Choice                                    | Number   | Percentage  |        |                    |            |                |   |      |       |   |    |           |   |    |          |   |    |                   |   |    |   |  |  |
| Strongly Agree                            | 1  | 100%  |        |                    |            |                |   |      |       |   |    |           |   |    |          |   |    |                   |   |    |   |  |  |
| Agree                                     | 0  | 0%  |        |                    |            |                |   |      |       |   |    |           |   |    |          |   |    |                   |   |    |   |  |  |
| Uncertain                                 | 0  | 0%  |        |                    |            |                |   |      |       |   |    |           |   |    |          |   |    |                   |   |    |   |  |  |
| Disagree                                  | 0  | 0%  |        |                    |            |                |   |      |       |   |    |           |   |    |          |   |    |                   |   |    |   |  |  |
| Strongly Disagree                         | 0  | 0%  |        |                    |            |                |   |      |       |   |    |           |   |    |          |   |    |                   |   |    |   |  |  |
| 4   | I participated actively in the Course  | <table border="1"> <thead> <tr> <th>Choice</th> <th>Number</th> <th>Percentage</th> </tr> </thead> <tbody> <tr> <td>Strongly Agree</td> <td>1</td> <td>100%</td> </tr> <tr> <td>Agree</td> <td>0</td> <td>0%</td> </tr> <tr> <td>Uncertain</td> <td>0</td> <td>0%</td> </tr> <tr> <td>Disagree</td> <td>0</td> <td>0%</td> </tr> <tr> <td>Strongly Disagree</td> <td>0</td> <td>0%</td> </tr> </tbody> </table> | Choice | Number             | Percentage | Strongly Agree | 1 | 100% | Agree | 0 | 0% | Uncertain | 0 | 0% | Disagree | 0 | 0% | Strongly Disagree | 0 | 0% | <p>A pie chart representing the distribution of responses for the question 'I participated actively in the Course'. The chart is a single solid blue circle with the text '100%' centered inside it. To the right of the chart is a legend consisting of a small blue circle followed by the text 'Stron...'. The data table indicates that 100% of respondents (1 out of 1) chose 'Strongly Agree'.</p>  |  |  |
| Choice                                    | Number   | Percentage  |        |                    |            |                |   |      |       |   |    |           |   |    |          |   |    |                   |   |    |   |  |  |
| Strongly Agree                            | 1  | 100%  |        |                    |            |                |   |      |       |   |    |           |   |    |          |   |    |                   |   |    |   |  |  |
| Agree                                     | 0  | 0%  |        |                    |            |                |   |      |       |   |    |           |   |    |          |   |    |                   |   |    |   |  |  |
| Uncertain                                 | 0  | 0%  |        |                    |            |                |   |      |       |   |    |           |   |    |          |   |    |                   |   |    |   |  |  |
| Disagree                                  | 0  | 0%  |        |                    |            |                |   |      |       |   |    |           |   |    |          |   |    |                   |   |    |   |  |  |
| Strongly Disagree                         | 0  | 0%  |        |                    |            |                |   |      |       |   |    |           |   |    |          |   |    |                   |   |    |   |  |  |

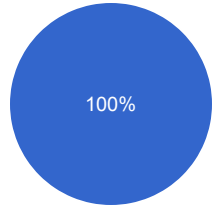
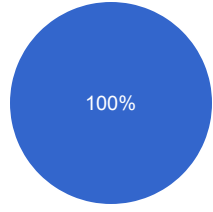
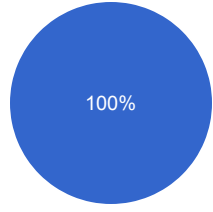

| 5                 | I think I have made progress in this Course   | <table border="1"> <thead> <tr> <th>Choice</th> <th>Number</th> <th>Percentage</th> </tr> </thead> <tbody> <tr> <td>Strongly Agree</td> <td>1</td> <td>100%</td> </tr> <tr> <td>Agree</td> <td>0</td> <td>0%</td> </tr> <tr> <td>Uncertain</td> <td>0</td> <td>0%</td> </tr> <tr> <td>Disagree</td> <td>0</td> <td>0%</td> </tr> <tr> <td>Strongly Disagree</td> <td>0</td> <td>0%</td> </tr> </tbody> </table> | Choice | Number | Percentage | Strongly Agree | 1 | 100% | Agree | 0 | 0%   | Uncertain | 0 | 0% | Disagree | 0 | 0% | Strongly Disagree | 0 | 0% |  <p>100%</p> <p>● Stron...</p>    |
|-------------------|---|---|--------|--------|------------|----------------|---|------|-------|---|------|-----------|---|----|----------|---|----|-------------------|---|----|---|
| Choice            | Number  | Percentage  |        |        |            |                |   |      |       |   |      |           |   |    |          |   |    |                   |   |    |   |
| Strongly Agree    | 1   | 100%  |        |        |            |                |   |      |       |   |      |           |   |    |          |   |    |                   |   |    |   |
| Agree             | 0   | 0%  |        |        |            |                |   |      |       |   |      |           |   |    |          |   |    |                   |   |    |   |
| Uncertain         | 0   | 0%  |        |        |            |                |   |      |       |   |      |           |   |    |          |   |    |                   |   |    |   |
| Disagree          | 0   | 0%  |        |        |            |                |   |      |       |   |      |           |   |    |          |   |    |                   |   |    |   |
| Strongly Disagree | 0   | 0%  |        |        |            |                |   |      |       |   |      |           |   |    |          |   |    |                   |   |    |   |
| 6                 | I think the Course was well structured to achieve the learning outcomes (there was a good balance of lectures, tutorials, practical etc.) | <table border="1"> <thead> <tr> <th>Choice</th> <th>Number</th> <th>Percentage</th> </tr> </thead> <tbody> <tr> <td>Strongly Agree</td> <td>1</td> <td>100%</td> </tr> <tr> <td>Agree</td> <td>0</td> <td>0%</td> </tr> <tr> <td>Uncertain</td> <td>0</td> <td>0%</td> </tr> <tr> <td>Disagree</td> <td>0</td> <td>0%</td> </tr> <tr> <td>Strongly Disagree</td> <td>0</td> <td>0%</td> </tr> </tbody> </table> | Choice | Number | Percentage | Strongly Agree | 1 | 100% | Agree | 0 | 0%   | Uncertain | 0 | 0% | Disagree | 0 | 0% | Strongly Disagree | 0 | 0% |  <p>100%</p> <p>● Stron...</p>   |
| Choice            | Number  | Percentage  |        |        |            |                |   |      |       |   |      |           |   |    |          |   |    |                   |   |    |   |
| Strongly Agree    | 1   | 100%  |        |        |            |                |   |      |       |   |      |           |   |    |          |   |    |                   |   |    |   |
| Agree             | 0   | 0%  |        |        |            |                |   |      |       |   |      |           |   |    |          |   |    |                   |   |    |   |
| Uncertain         | 0   | 0%  |        |        |            |                |   |      |       |   |      |           |   |    |          |   |    |                   |   |    |   |
| Disagree          | 0   | 0%  |        |        |            |                |   |      |       |   |      |           |   |    |          |   |    |                   |   |    |   |
| Strongly Disagree | 0   | 0%  |        |        |            |                |   |      |       |   |      |           |   |    |          |   |    |                   |   |    |   |
| 7                 | The learning and teaching methods encouraged participation  | <table border="1"> <thead> <tr> <th>Choice</th> <th>Number</th> <th>Percentage</th> </tr> </thead> <tbody> <tr> <td>Strongly Agree</td> <td>0</td> <td>0%</td> </tr> <tr> <td>Agree</td> <td>1</td> <td>100%</td> </tr> <tr> <td>Uncertain</td> <td>0</td> <td>0%</td> </tr> <tr> <td>Disagree</td> <td>0</td> <td>0%</td> </tr> <tr> <td>Strongly Disagree</td> <td>0</td> <td>0%</td> </tr> </tbody> </table> | Choice | Number | Percentage | Strongly Agree | 0 | 0%   | Agree | 1 | 100% | Uncertain | 0 | 0% | Disagree | 0 | 0% | Strongly Disagree | 0 | 0% |  <p>100%</p> <p>● Agree</p>     |
| Choice            | Number  | Percentage  |        |        |            |                |   |      |       |   |      |           |   |    |          |   |    |                   |   |    |   |
| Strongly Agree    | 0   | 0%  |        |        |            |                |   |      |       |   |      |           |   |    |          |   |    |                   |   |    |   |
| Agree             | 1   | 100%  |        |        |            |                |   |      |       |   |      |           |   |    |          |   |    |                   |   |    |   |
| Uncertain         | 0   | 0%  |        |        |            |                |   |      |       |   |      |           |   |    |          |   |    |                   |   |    |   |
| Disagree          | 0   | 0%  |        |        |            |                |   |      |       |   |      |           |   |    |          |   |    |                   |   |    |   |
| Strongly Disagree | 0   | 0%  |        |        |            |                |   |      |       |   |      |           |   |    |          |   |    |                   |   |    |   |
| 8                 | The overall environment in the class was conducive to learning  | <table border="1"> <thead> <tr> <th>Choice</th> <th>Number</th> <th>Percentage</th> </tr> </thead> <tbody> <tr> <td>Strongly Agree</td> <td>0</td> <td>0%</td> </tr> <tr> <td>Agree</td> <td>1</td> <td>100%</td> </tr> <tr> <td>Uncertain</td> <td>0</td> <td>0%</td> </tr> <tr> <td>Disagree</td> <td>0</td> <td>0%</td> </tr> <tr> <td>Strongly Disagree</td> <td>0</td> <td>0%</td> </tr> </tbody> </table> | Choice | Number | Percentage | Strongly Agree | 0 | 0%   | Agree | 1 | 100% | Uncertain | 0 | 0% | Disagree | 0 | 0% | Strongly Disagree | 0 | 0% |  <p>100%</p> <p>● Agree</p>    |
| Choice            | Number  | Percentage  |        |        |            |                |   |      |       |   |      |           |   |    |          |   |    |                   |   |    |   |
| Strongly Agree    | 0   | 0%  |        |        |            |                |   |      |       |   |      |           |   |    |          |   |    |                   |   |    |   |
| Agree             | 1   | 100%  |        |        |            |                |   |      |       |   |      |           |   |    |          |   |    |                   |   |    |   |
| Uncertain         | 0   | 0%  |        |        |            |                |   |      |       |   |      |           |   |    |          |   |    |                   |   |    |   |
| Disagree          | 0   | 0%  |        |        |            |                |   |      |       |   |      |           |   |    |          |   |    |                   |   |    |   |
| Strongly Disagree | 0   | 0%  |        |        |            |                |   |      |       |   |      |           |   |    |          |   |    |                   |   |    |   |
| 9                 | Classrooms were satisfactory  | <table border="1"> <thead> <tr> <th>Choice</th> <th>Number</th> <th>Percentage</th> </tr> </thead> <tbody> <tr> <td>Strongly Agree</td> <td>1</td> <td>100%</td> </tr> <tr> <td>Agree</td> <td>0</td> <td>0%</td> </tr> <tr> <td>Uncertain</td> <td>0</td> <td>0%</td> </tr> <tr> <td>Disagree</td> <td>0</td> <td>0%</td> </tr> <tr> <td>Strongly Disagree</td> <td>0</td> <td>0%</td> </tr> </tbody> </table> | Choice | Number | Percentage | Strongly Agree | 1 | 100% | Agree | 0 | 0%   | Uncertain | 0 | 0% | Disagree | 0 | 0% | Strongly Disagree | 0 | 0% |  <p>100%</p> <p>● Stron...</p> |
| Choice            | Number  | Percentage  |        |        |            |                |   |      |       |   |      |           |   |    |          |   |    |                   |   |    |   |
| Strongly Agree    | 1   | 100%  |        |        |            |                |   |      |       |   |      |           |   |    |          |   |    |                   |   |    |   |
| Agree             | 0   | 0%  |        |        |            |                |   |      |       |   |      |           |   |    |          |   |    |                   |   |    |   |
| Uncertain         | 0   | 0%  |        |        |            |                |   |      |       |   |      |           |   |    |          |   |    |                   |   |    |   |
| Disagree          | 0   | 0%  |        |        |            |                |   |      |       |   |      |           |   |    |          |   |    |                   |   |    |   |
| Strongly Disagree | 0   | 0%  |        |        |            |                |   |      |       |   |      |           |   |    |          |   |    |                   |   |    |   |



| 10                | Learning materials (Lesson Plans, Course Notes etc.) were relevant and useful              | <table border="1"> <thead> <tr> <th>Choice</th> <th>Number</th> <th>Percentage</th> </tr> </thead> <tbody> <tr> <td>Strongly Agree</td> <td>1</td> <td>100%</td> </tr> <tr> <td>Agree</td> <td>0</td> <td>0%</td> </tr> <tr> <td>Uncertain</td> <td>0</td> <td>0%</td> </tr> <tr> <td>Disagree</td> <td>0</td> <td>0%</td> </tr> <tr> <td>Strongly Disagree</td> <td>0</td> <td>0%</td> </tr> </tbody> </table> | Choice | Number | Percentage | Strongly Agree | 1 | 100% | Agree | 0 | 0% | Uncertain | 0 | 0% | Disagree | 0 | 0% | Strongly Disagree | 0 | 0% |  <p>100%</p> <p>● Stron...</p>    |
|-------------------|--|---|--------|--------|------------|----------------|---|------|-------|---|----|-----------|---|----|----------|---|----|-------------------|---|----|---|
| Choice            | Number   | Percentage  |        |        |            |                |   |      |       |   |    |           |   |    |          |   |    |                   |   |    |   |
| Strongly Agree    | 1  | 100%  |        |        |            |                |   |      |       |   |    |           |   |    |          |   |    |                   |   |    |   |
| Agree             | 0  | 0%  |        |        |            |                |   |      |       |   |    |           |   |    |          |   |    |                   |   |    |   |
| Uncertain         | 0  | 0%  |        |        |            |                |   |      |       |   |    |           |   |    |          |   |    |                   |   |    |   |
| Disagree          | 0  | 0%  |        |        |            |                |   |      |       |   |    |           |   |    |          |   |    |                   |   |    |   |
| Strongly Disagree | 0  | 0%  |        |        |            |                |   |      |       |   |    |           |   |    |          |   |    |                   |   |    |   |
| 11                | Recommended reading Books etc. were relevant and appropriate                               | <table border="1"> <thead> <tr> <th>Choice</th> <th>Number</th> <th>Percentage</th> </tr> </thead> <tbody> <tr> <td>Strongly Agree</td> <td>1</td> <td>100%</td> </tr> <tr> <td>Agree</td> <td>0</td> <td>0%</td> </tr> <tr> <td>Uncertain</td> <td>0</td> <td>0%</td> </tr> <tr> <td>Disagree</td> <td>0</td> <td>0%</td> </tr> <tr> <td>Strongly Disagree</td> <td>0</td> <td>0%</td> </tr> </tbody> </table> | Choice | Number | Percentage | Strongly Agree | 1 | 100% | Agree | 0 | 0% | Uncertain | 0 | 0% | Disagree | 0 | 0% | Strongly Disagree | 0 | 0% |  <p>100%</p> <p>● Stron...</p>   |
| Choice            | Number   | Percentage  |        |        |            |                |   |      |       |   |    |           |   |    |          |   |    |                   |   |    |   |
| Strongly Agree    | 1  | 100%  |        |        |            |                |   |      |       |   |    |           |   |    |          |   |    |                   |   |    |   |
| Agree             | 0  | 0%  |        |        |            |                |   |      |       |   |    |           |   |    |          |   |    |                   |   |    |   |
| Uncertain         | 0  | 0%  |        |        |            |                |   |      |       |   |    |           |   |    |          |   |    |                   |   |    |   |
| Disagree          | 0  | 0%  |        |        |            |                |   |      |       |   |    |           |   |    |          |   |    |                   |   |    |   |
| Strongly Disagree | 0  | 0%  |        |        |            |                |   |      |       |   |    |           |   |    |          |   |    |                   |   |    |   |
| 12                | The provision of learning resources in the library was adequate and appropriate            | <table border="1"> <thead> <tr> <th>Choice</th> <th>Number</th> <th>Percentage</th> </tr> </thead> <tbody> <tr> <td>Strongly Agree</td> <td>1</td> <td>100%</td> </tr> <tr> <td>Agree</td> <td>0</td> <td>0%</td> </tr> <tr> <td>Uncertain</td> <td>0</td> <td>0%</td> </tr> <tr> <td>Disagree</td> <td>0</td> <td>0%</td> </tr> <tr> <td>Strongly Disagree</td> <td>0</td> <td>0%</td> </tr> </tbody> </table> | Choice | Number | Percentage | Strongly Agree | 1 | 100% | Agree | 0 | 0% | Uncertain | 0 | 0% | Disagree | 0 | 0% | Strongly Disagree | 0 | 0% |  <p>100%</p> <p>● Stron...</p>  |
| Choice            | Number   | Percentage  |        |        |            |                |   |      |       |   |    |           |   |    |          |   |    |                   |   |    |   |
| Strongly Agree    | 1  | 100%  |        |        |            |                |   |      |       |   |    |           |   |    |          |   |    |                   |   |    |   |
| Agree             | 0  | 0%  |        |        |            |                |   |      |       |   |    |           |   |    |          |   |    |                   |   |    |   |
| Uncertain         | 0  | 0%  |        |        |            |                |   |      |       |   |    |           |   |    |          |   |    |                   |   |    |   |
| Disagree          | 0  | 0%  |        |        |            |                |   |      |       |   |    |           |   |    |          |   |    |                   |   |    |   |
| Strongly Disagree | 0  | 0%  |        |        |            |                |   |      |       |   |    |           |   |    |          |   |    |                   |   |    |   |
| 13                | The provision of learning resources on the Web was adequate and appropriate ( if relevant) | <table border="1"> <thead> <tr> <th>Choice</th> <th>Number</th> <th>Percentage</th> </tr> </thead> <tbody> <tr> <td>Strongly Agree</td> <td>1</td> <td>100%</td> </tr> <tr> <td>Agree</td> <td>0</td> <td>0%</td> </tr> <tr> <td>Uncertain</td> <td>0</td> <td>0%</td> </tr> <tr> <td>Disagree</td> <td>0</td> <td>0%</td> </tr> <tr> <td>Strongly Disagree</td> <td>0</td> <td>0%</td> </tr> </tbody> </table> | Choice | Number | Percentage | Strongly Agree | 1 | 100% | Agree | 0 | 0% | Uncertain | 0 | 0% | Disagree | 0 | 0% | Strongly Disagree | 0 | 0% |  <p>100%</p> <p>● Stron...</p> |
| Choice            | Number   | Percentage  |        |        |            |                |   |      |       |   |    |           |   |    |          |   |    |                   |   |    |   |
| Strongly Agree    | 1  | 100%  |        |        |            |                |   |      |       |   |    |           |   |    |          |   |    |                   |   |    |   |
| Agree             | 0  | 0%  |        |        |            |                |   |      |       |   |    |           |   |    |          |   |    |                   |   |    |   |
| Uncertain         | 0  | 0%  |        |        |            |                |   |      |       |   |    |           |   |    |          |   |    |                   |   |    |   |
| Disagree          | 0  | 0%  |        |        |            |                |   |      |       |   |    |           |   |    |          |   |    |                   |   |    |   |
| Strongly Disagree | 0  | 0%  |        |        |            |                |   |      |       |   |    |           |   |    |          |   |    |                   |   |    |   |
| 14                | The Course stimulated my interest and thought on the subject area                          | <table border="1"> <thead> <tr> <th>Choice</th> <th>Number</th> <th>Percentage</th> </tr> </thead> <tbody> <tr> <td>Strongly Agree</td> <td>1</td> <td>100%</td> </tr> <tr> <td>Agree</td> <td>0</td> <td>0%</td> </tr> <tr> <td>Uncertain</td> <td>0</td> <td>0%</td> </tr> <tr> <td>Disagree</td> <td>0</td> <td>0%</td> </tr> <tr> <td>Strongly Disagree</td> <td>0</td> <td>0%</td> </tr> </tbody> </table> | Choice | Number | Percentage | Strongly Agree | 1 | 100% | Agree | 0 | 0% | Uncertain | 0 | 0% | Disagree | 0 | 0% | Strongly Disagree | 0 | 0% |  <p>100%</p> <p>● Stron...</p> |
| Choice            | Number   | Percentage  |        |        |            |                |   |      |       |   |    |           |   |    |          |   |    |                   |   |    |   |
| Strongly Agree    | 1  | 100%  |        |        |            |                |   |      |       |   |    |           |   |    |          |   |    |                   |   |    |   |
| Agree             | 0  | 0%  |        |        |            |                |   |      |       |   |    |           |   |    |          |   |    |                   |   |    |   |
| Uncertain         | 0  | 0%  |        |        |            |                |   |      |       |   |    |           |   |    |          |   |    |                   |   |    |   |
| Disagree          | 0  | 0%  |        |        |            |                |   |      |       |   |    |           |   |    |          |   |    |                   |   |    |   |
| Strongly Disagree | 0  | 0%  |        |        |            |                |   |      |       |   |    |           |   |    |          |   |    |                   |   |    |   |

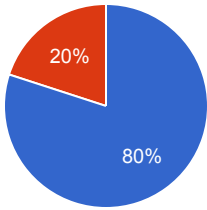
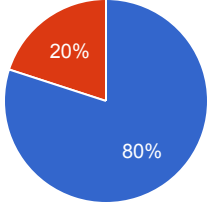
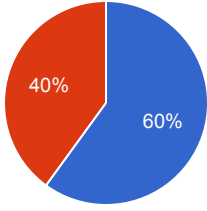
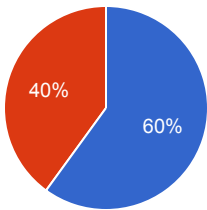
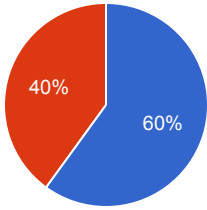
| 15                | The pace of the Course was appropriate    | <table border="1"> <thead> <tr> <th>Choice</th> <th>Number</th> <th>Percentage</th> </tr> </thead> <tbody> <tr> <td>Strongly Agree</td> <td>1</td> <td>100%</td> </tr> <tr> <td>Agree</td> <td>0</td> <td>0%</td> </tr> <tr> <td>Uncertain</td> <td>0</td> <td>0%</td> </tr> <tr> <td>Disagree</td> <td>0</td> <td>0%</td> </tr> <tr> <td>Strongly Disagree</td> <td>0</td> <td>0%</td> </tr> </tbody> </table> | Choice | Number | Percentage | Strongly Agree | 1 | 100% | Agree | 0 | 0% | Uncertain | 0 | 0% | Disagree | 0 | 0% | Strongly Disagree | 0 | 0% |  <p>100%</p> <p>● Stron...</p>    |
|-------------------|---|---|--------|--------|------------|----------------|---|------|-------|---|----|-----------|---|----|----------|---|----|-------------------|---|----|---|
| Choice            | Number                                    | Percentage  |        |        |            |                |   |      |       |   |    |           |   |    |          |   |    |                   |   |    |   |
| Strongly Agree    | 1   | 100%  |        |        |            |                |   |      |       |   |    |           |   |    |          |   |    |                   |   |    |   |
| Agree             | 0   | 0%  |        |        |            |                |   |      |       |   |    |           |   |    |          |   |    |                   |   |    |   |
| Uncertain         | 0   | 0%  |        |        |            |                |   |      |       |   |    |           |   |    |          |   |    |                   |   |    |   |
| Disagree          | 0   | 0%  |        |        |            |                |   |      |       |   |    |           |   |    |          |   |    |                   |   |    |   |
| Strongly Disagree | 0   | 0%  |        |        |            |                |   |      |       |   |    |           |   |    |          |   |    |                   |   |    |   |
| 16                | Ideas and concepts were presented clearly | <table border="1"> <thead> <tr> <th>Choice</th> <th>Number</th> <th>Percentage</th> </tr> </thead> <tbody> <tr> <td>Strongly Agree</td> <td>1</td> <td>100%</td> </tr> <tr> <td>Agree</td> <td>0</td> <td>0%</td> </tr> <tr> <td>Uncertain</td> <td>0</td> <td>0%</td> </tr> <tr> <td>Disagree</td> <td>0</td> <td>0%</td> </tr> <tr> <td>Strongly Disagree</td> <td>0</td> <td>0%</td> </tr> </tbody> </table> | Choice | Number | Percentage | Strongly Agree | 1 | 100% | Agree | 0 | 0% | Uncertain | 0 | 0% | Disagree | 0 | 0% | Strongly Disagree | 0 | 0% |  <p>100%</p> <p>● Stron...</p>   |
| Choice            | Number                                    | Percentage  |        |        |            |                |   |      |       |   |    |           |   |    |          |   |    |                   |   |    |   |
| Strongly Agree    | 1   | 100%  |        |        |            |                |   |      |       |   |    |           |   |    |          |   |    |                   |   |    |   |
| Agree             | 0   | 0%  |        |        |            |                |   |      |       |   |    |           |   |    |          |   |    |                   |   |    |   |
| Uncertain         | 0   | 0%  |        |        |            |                |   |      |       |   |    |           |   |    |          |   |    |                   |   |    |   |
| Disagree          | 0   | 0%  |        |        |            |                |   |      |       |   |    |           |   |    |          |   |    |                   |   |    |   |
| Strongly Disagree | 0   | 0%  |        |        |            |                |   |      |       |   |    |           |   |    |          |   |    |                   |   |    |   |
| 17                | The method of assessment were reasonable  | <table border="1"> <thead> <tr> <th>Choice</th> <th>Number</th> <th>Percentage</th> </tr> </thead> <tbody> <tr> <td>Strongly Agree</td> <td>1</td> <td>100%</td> </tr> <tr> <td>Agree</td> <td>0</td> <td>0%</td> </tr> <tr> <td>Uncertain</td> <td>0</td> <td>0%</td> </tr> <tr> <td>Disagree</td> <td>0</td> <td>0%</td> </tr> <tr> <td>Strongly Disagree</td> <td>0</td> <td>0%</td> </tr> </tbody> </table> | Choice | Number | Percentage | Strongly Agree | 1 | 100% | Agree | 0 | 0% | Uncertain | 0 | 0% | Disagree | 0 | 0% | Strongly Disagree | 0 | 0% |  <p>100%</p> <p>● Stron...</p>  |
| Choice            | Number                                    | Percentage  |        |        |            |                |   |      |       |   |    |           |   |    |          |   |    |                   |   |    |   |
| Strongly Agree    | 1   | 100%  |        |        |            |                |   |      |       |   |    |           |   |    |          |   |    |                   |   |    |   |
| Agree             | 0   | 0%  |        |        |            |                |   |      |       |   |    |           |   |    |          |   |    |                   |   |    |   |
| Uncertain         | 0   | 0%  |        |        |            |                |   |      |       |   |    |           |   |    |          |   |    |                   |   |    |   |
| Disagree          | 0   | 0%  |        |        |            |                |   |      |       |   |    |           |   |    |          |   |    |                   |   |    |   |
| Strongly Disagree | 0   | 0%  |        |        |            |                |   |      |       |   |    |           |   |    |          |   |    |                   |   |    |   |
| 18                | Feedback on assessment was timely         | <table border="1"> <thead> <tr> <th>Choice</th> <th>Number</th> <th>Percentage</th> </tr> </thead> <tbody> <tr> <td>Strongly Agree</td> <td>1</td> <td>100%</td> </tr> <tr> <td>Agree</td> <td>0</td> <td>0%</td> </tr> <tr> <td>Uncertain</td> <td>0</td> <td>0%</td> </tr> <tr> <td>Disagree</td> <td>0</td> <td>0%</td> </tr> <tr> <td>Strongly Disagree</td> <td>0</td> <td>0%</td> </tr> </tbody> </table> | Choice | Number | Percentage | Strongly Agree | 1 | 100% | Agree | 0 | 0% | Uncertain | 0 | 0% | Disagree | 0 | 0% | Strongly Disagree | 0 | 0% |  <p>100%</p> <p>● Stron...</p> |
| Choice            | Number                                    | Percentage  |        |        |            |                |   |      |       |   |    |           |   |    |          |   |    |                   |   |    |   |
| Strongly Agree    | 1   | 100%  |        |        |            |                |   |      |       |   |    |           |   |    |          |   |    |                   |   |    |   |
| Agree             | 0   | 0%  |        |        |            |                |   |      |       |   |    |           |   |    |          |   |    |                   |   |    |   |
| Uncertain         | 0   | 0%  |        |        |            |                |   |      |       |   |    |           |   |    |          |   |    |                   |   |    |   |
| Disagree          | 0   | 0%  |        |        |            |                |   |      |       |   |    |           |   |    |          |   |    |                   |   |    |   |
| Strongly Disagree | 0   | 0%  |        |        |            |                |   |      |       |   |    |           |   |    |          |   |    |                   |   |    |   |
| 19                | Feedback on assessment was helpful        | <table border="1"> <thead> <tr> <th>Choice</th> <th>Number</th> <th>Percentage</th> </tr> </thead> <tbody> <tr> <td>Strongly Agree</td> <td>1</td> <td>100%</td> </tr> <tr> <td>Agree</td> <td>0</td> <td>0%</td> </tr> <tr> <td>Uncertain</td> <td>0</td> <td>0%</td> </tr> <tr> <td>Disagree</td> <td>0</td> <td>0%</td> </tr> <tr> <td>Strongly Disagree</td> <td>0</td> <td>0%</td> </tr> </tbody> </table> | Choice | Number | Percentage | Strongly Agree | 1 | 100% | Agree | 0 | 0% | Uncertain | 0 | 0% | Disagree | 0 | 0% | Strongly Disagree | 0 | 0% |  <p>100%</p> <p>● Stron...</p> |
| Choice            | Number                                    | Percentage  |        |        |            |                |   |      |       |   |    |           |   |    |          |   |    |                   |   |    |   |
| Strongly Agree    | 1   | 100%  |        |        |            |                |   |      |       |   |    |           |   |    |          |   |    |                   |   |    |   |
| Agree             | 0   | 0%  |        |        |            |                |   |      |       |   |    |           |   |    |          |   |    |                   |   |    |   |
| Uncertain         | 0   | 0%  |        |        |            |                |   |      |       |   |    |           |   |    |          |   |    |                   |   |    |   |
| Disagree          | 0   | 0%  |        |        |            |                |   |      |       |   |    |           |   |    |          |   |    |                   |   |    |   |
| Strongly Disagree | 0   | 0%  |        |        |            |                |   |      |       |   |    |           |   |    |          |   |    |                   |   |    |   |

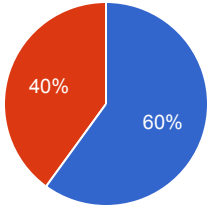
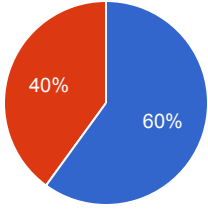
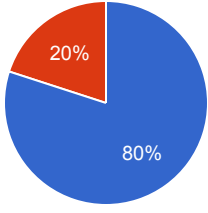
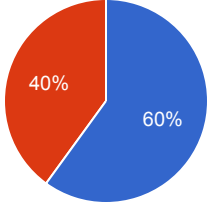
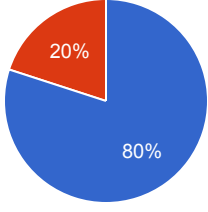
| 20                | I understood the lectures                                   | <table border="1"> <thead> <tr> <th>Choice</th> <th>Number</th> <th>Percentage</th> </tr> </thead> <tbody> <tr> <td>Strongly Agree</td> <td>1</td> <td>100%</td> </tr> <tr> <td>Agree</td> <td>0</td> <td>0%</td> </tr> <tr> <td>Uncertain</td> <td>0</td> <td>0%</td> </tr> <tr> <td>Disagree</td> <td>0</td> <td>0%</td> </tr> <tr> <td>Strongly Disagree</td> <td>0</td> <td>0%</td> </tr> </tbody> </table> | Choice | Number | Percentage | Strongly Agree | 1 | 100% | Agree | 0 | 0% | Uncertain | 0 | 0% | Disagree | 0 | 0% | Strongly Disagree | 0 | 0% |  <p>100%</p> <p>● Stron...</p>    |
|-------------------|---|---|--------|--------|------------|----------------|---|------|-------|---|----|-----------|---|----|----------|---|----|-------------------|---|----|---|
| Choice            | Number  | Percentage  |        |        |            |                |   |      |       |   |    |           |   |    |          |   |    |                   |   |    |   |
| Strongly Agree    | 1   | 100%  |        |        |            |                |   |      |       |   |    |           |   |    |          |   |    |                   |   |    |   |
| Agree             | 0   | 0%  |        |        |            |                |   |      |       |   |    |           |   |    |          |   |    |                   |   |    |   |
| Uncertain         | 0   | 0%  |        |        |            |                |   |      |       |   |    |           |   |    |          |   |    |                   |   |    |   |
| Disagree          | 0   | 0%  |        |        |            |                |   |      |       |   |    |           |   |    |          |   |    |                   |   |    |   |
| Strongly Disagree | 0   | 0%  |        |        |            |                |   |      |       |   |    |           |   |    |          |   |    |                   |   |    |   |
| 21                | The material was well organized and presented               | <table border="1"> <thead> <tr> <th>Choice</th> <th>Number</th> <th>Percentage</th> </tr> </thead> <tbody> <tr> <td>Strongly Agree</td> <td>1</td> <td>100%</td> </tr> <tr> <td>Agree</td> <td>0</td> <td>0%</td> </tr> <tr> <td>Uncertain</td> <td>0</td> <td>0%</td> </tr> <tr> <td>Disagree</td> <td>0</td> <td>0%</td> </tr> <tr> <td>Strongly Disagree</td> <td>0</td> <td>0%</td> </tr> </tbody> </table> | Choice | Number | Percentage | Strongly Agree | 1 | 100% | Agree | 0 | 0% | Uncertain | 0 | 0% | Disagree | 0 | 0% | Strongly Disagree | 0 | 0% |  <p>100%</p> <p>● Stron...</p>   |
| Choice            | Number  | Percentage  |        |        |            |                |   |      |       |   |    |           |   |    |          |   |    |                   |   |    |   |
| Strongly Agree    | 1   | 100%  |        |        |            |                |   |      |       |   |    |           |   |    |          |   |    |                   |   |    |   |
| Agree             | 0   | 0%  |        |        |            |                |   |      |       |   |    |           |   |    |          |   |    |                   |   |    |   |
| Uncertain         | 0   | 0%  |        |        |            |                |   |      |       |   |    |           |   |    |          |   |    |                   |   |    |   |
| Disagree          | 0   | 0%  |        |        |            |                |   |      |       |   |    |           |   |    |          |   |    |                   |   |    |   |
| Strongly Disagree | 0   | 0%  |        |        |            |                |   |      |       |   |    |           |   |    |          |   |    |                   |   |    |   |
| 22                | The instructor was responsive to student needs and problems | <table border="1"> <thead> <tr> <th>Choice</th> <th>Number</th> <th>Percentage</th> </tr> </thead> <tbody> <tr> <td>Strongly Agree</td> <td>1</td> <td>100%</td> </tr> <tr> <td>Agree</td> <td>0</td> <td>0%</td> </tr> <tr> <td>Uncertain</td> <td>0</td> <td>0%</td> </tr> <tr> <td>Disagree</td> <td>0</td> <td>0%</td> </tr> <tr> <td>Strongly Disagree</td> <td>0</td> <td>0%</td> </tr> </tbody> </table> | Choice | Number | Percentage | Strongly Agree | 1 | 100% | Agree | 0 | 0% | Uncertain | 0 | 0% | Disagree | 0 | 0% | Strongly Disagree | 0 | 0% |  <p>100%</p> <p>● Stron...</p>  |
| Choice            | Number  | Percentage  |        |        |            |                |   |      |       |   |    |           |   |    |          |   |    |                   |   |    |   |
| Strongly Agree    | 1   | 100%  |        |        |            |                |   |      |       |   |    |           |   |    |          |   |    |                   |   |    |   |
| Agree             | 0   | 0%  |        |        |            |                |   |      |       |   |    |           |   |    |          |   |    |                   |   |    |   |
| Uncertain         | 0   | 0%  |        |        |            |                |   |      |       |   |    |           |   |    |          |   |    |                   |   |    |   |
| Disagree          | 0   | 0%  |        |        |            |                |   |      |       |   |    |           |   |    |          |   |    |                   |   |    |   |
| Strongly Disagree | 0   | 0%  |        |        |            |                |   |      |       |   |    |           |   |    |          |   |    |                   |   |    |   |
| 23                | Had the instructor been regular throughout the course       | <table border="1"> <thead> <tr> <th>Choice</th> <th>Number</th> <th>Percentage</th> </tr> </thead> <tbody> <tr> <td>Strongly Agree</td> <td>1</td> <td>100%</td> </tr> <tr> <td>Agree</td> <td>0</td> <td>0%</td> </tr> <tr> <td>Uncertain</td> <td>0</td> <td>0%</td> </tr> <tr> <td>Disagree</td> <td>0</td> <td>0%</td> </tr> <tr> <td>Strongly Disagree</td> <td>0</td> <td>0%</td> </tr> </tbody> </table> | Choice | Number | Percentage | Strongly Agree | 1 | 100% | Agree | 0 | 0% | Uncertain | 0 | 0% | Disagree | 0 | 0% | Strongly Disagree | 0 | 0% |  <p>100%</p> <p>● Stron...</p> |
| Choice            | Number  | Percentage  |        |        |            |                |   |      |       |   |    |           |   |    |          |   |    |                   |   |    |   |
| Strongly Agree    | 1   | 100%  |        |        |            |                |   |      |       |   |    |           |   |    |          |   |    |                   |   |    |   |
| Agree             | 0   | 0%  |        |        |            |                |   |      |       |   |    |           |   |    |          |   |    |                   |   |    |   |
| Uncertain         | 0   | 0%  |        |        |            |                |   |      |       |   |    |           |   |    |          |   |    |                   |   |    |   |
| Disagree          | 0   | 0%  |        |        |            |                |   |      |       |   |    |           |   |    |          |   |    |                   |   |    |   |
| Strongly Disagree | 0   | 0%  |        |        |            |                |   |      |       |   |    |           |   |    |          |   |    |                   |   |    |   |
| 24                | The material in the tutorials was useful                    | <table border="1"> <thead> <tr> <th>Choice</th> <th>Number</th> <th>Percentage</th> </tr> </thead> <tbody> <tr> <td>Strongly Agree</td> <td>1</td> <td>100%</td> </tr> <tr> <td>Agree</td> <td>0</td> <td>0%</td> </tr> <tr> <td>Uncertain</td> <td>0</td> <td>0%</td> </tr> <tr> <td>Disagree</td> <td>0</td> <td>0%</td> </tr> <tr> <td>Strongly Disagree</td> <td>0</td> <td>0%</td> </tr> </tbody> </table> | Choice | Number | Percentage | Strongly Agree | 1 | 100% | Agree | 0 | 0% | Uncertain | 0 | 0% | Disagree | 0 | 0% | Strongly Disagree | 0 | 0% |  <p>100%</p> <p>● Stron...</p> |
| Choice            | Number  | Percentage  |        |        |            |                |   |      |       |   |    |           |   |    |          |   |    |                   |   |    |   |
| Strongly Agree    | 1   | 100%  |        |        |            |                |   |      |       |   |    |           |   |    |          |   |    |                   |   |    |   |
| Agree             | 0   | 0%  |        |        |            |                |   |      |       |   |    |           |   |    |          |   |    |                   |   |    |   |
| Uncertain         | 0   | 0%  |        |        |            |                |   |      |       |   |    |           |   |    |          |   |    |                   |   |    |   |
| Disagree          | 0   | 0%  |        |        |            |                |   |      |       |   |    |           |   |    |          |   |    |                   |   |    |   |
| Strongly Disagree | 0   | 0%  |        |        |            |                |   |      |       |   |    |           |   |    |          |   |    |                   |   |    |   |

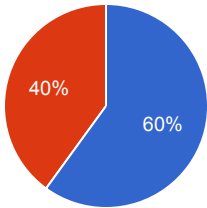
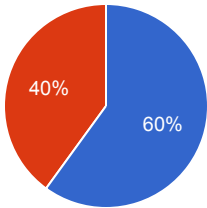
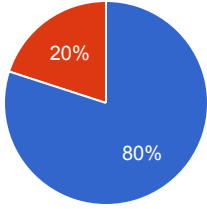
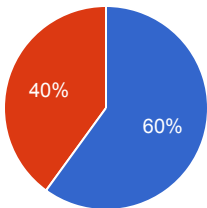
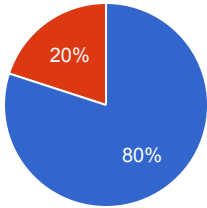
| 25                | I was happy with the amount of work needed for tutorials   | <table border="1"> <thead> <tr> <th>Choice</th> <th>Number</th> <th>Percentage</th> </tr> </thead> <tbody> <tr> <td>Strongly Agree</td> <td>1</td> <td>100%</td> </tr> <tr> <td>Agree</td> <td>0</td> <td>0%</td> </tr> <tr> <td>Uncertain</td> <td>0</td> <td>0%</td> </tr> <tr> <td>Disagree</td> <td>0</td> <td>0%</td> </tr> <tr> <td>Strongly Disagree</td> <td>0</td> <td>0%</td> </tr> </tbody> </table> | Choice | Number | Percentage | Strongly Agree | 1 | 100% | Agree | 0 | 0% | Uncertain | 0 | 0% | Disagree | 0 | 0% | Strongly Disagree | 0 | 0% |  <p>100%</p> <p>● Stron...</p>    |
|-------------------|--|---|--------|--------|------------|----------------|---|------|-------|---|----|-----------|---|----|----------|---|----|-------------------|---|----|---|
| Choice            | Number   | Percentage  |        |        |            |                |   |      |       |   |    |           |   |    |          |   |    |                   |   |    |   |
| Strongly Agree    | 1  | 100%  |        |        |            |                |   |      |       |   |    |           |   |    |          |   |    |                   |   |    |   |
| Agree             | 0  | 0%  |        |        |            |                |   |      |       |   |    |           |   |    |          |   |    |                   |   |    |   |
| Uncertain         | 0  | 0%  |        |        |            |                |   |      |       |   |    |           |   |    |          |   |    |                   |   |    |   |
| Disagree          | 0  | 0%  |        |        |            |                |   |      |       |   |    |           |   |    |          |   |    |                   |   |    |   |
| Strongly Disagree | 0  | 0%  |        |        |            |                |   |      |       |   |    |           |   |    |          |   |    |                   |   |    |   |
| 26                | The tutor dealt effectively with my problems   | <table border="1"> <thead> <tr> <th>Choice</th> <th>Number</th> <th>Percentage</th> </tr> </thead> <tbody> <tr> <td>Strongly Agree</td> <td>1</td> <td>100%</td> </tr> <tr> <td>Agree</td> <td>0</td> <td>0%</td> </tr> <tr> <td>Uncertain</td> <td>0</td> <td>0%</td> </tr> <tr> <td>Disagree</td> <td>0</td> <td>0%</td> </tr> <tr> <td>Strongly Disagree</td> <td>0</td> <td>0%</td> </tr> </tbody> </table> | Choice | Number | Percentage | Strongly Agree | 1 | 100% | Agree | 0 | 0% | Uncertain | 0 | 0% | Disagree | 0 | 0% | Strongly Disagree | 0 | 0% |  <p>100%</p> <p>● Stron...</p>   |
| Choice            | Number   | Percentage  |        |        |            |                |   |      |       |   |    |           |   |    |          |   |    |                   |   |    |   |
| Strongly Agree    | 1  | 100%  |        |        |            |                |   |      |       |   |    |           |   |    |          |   |    |                   |   |    |   |
| Agree             | 0  | 0%  |        |        |            |                |   |      |       |   |    |           |   |    |          |   |    |                   |   |    |   |
| Uncertain         | 0  | 0%  |        |        |            |                |   |      |       |   |    |           |   |    |          |   |    |                   |   |    |   |
| Disagree          | 0  | 0%  |        |        |            |                |   |      |       |   |    |           |   |    |          |   |    |                   |   |    |   |
| Strongly Disagree | 0  | 0%  |        |        |            |                |   |      |       |   |    |           |   |    |          |   |    |                   |   |    |   |
| 27                | The material in the practicals was useful  | <table border="1"> <thead> <tr> <th>Choice</th> <th>Number</th> <th>Percentage</th> </tr> </thead> <tbody> <tr> <td>Strongly Agree</td> <td>1</td> <td>100%</td> </tr> <tr> <td>Agree</td> <td>0</td> <td>0%</td> </tr> <tr> <td>Uncertain</td> <td>0</td> <td>0%</td> </tr> <tr> <td>Disagree</td> <td>0</td> <td>0%</td> </tr> <tr> <td>Strongly Disagree</td> <td>0</td> <td>0%</td> </tr> </tbody> </table> | Choice | Number | Percentage | Strongly Agree | 1 | 100% | Agree | 0 | 0% | Uncertain | 0 | 0% | Disagree | 0 | 0% | Strongly Disagree | 0 | 0% |  <p>100%</p> <p>● Stron...</p>  |
| Choice            | Number   | Percentage  |        |        |            |                |   |      |       |   |    |           |   |    |          |   |    |                   |   |    |   |
| Strongly Agree    | 1  | 100%  |        |        |            |                |   |      |       |   |    |           |   |    |          |   |    |                   |   |    |   |
| Agree             | 0  | 0%  |        |        |            |                |   |      |       |   |    |           |   |    |          |   |    |                   |   |    |   |
| Uncertain         | 0  | 0%  |        |        |            |                |   |      |       |   |    |           |   |    |          |   |    |                   |   |    |   |
| Disagree          | 0  | 0%  |        |        |            |                |   |      |       |   |    |           |   |    |          |   |    |                   |   |    |   |
| Strongly Disagree | 0  | 0%  |        |        |            |                |   |      |       |   |    |           |   |    |          |   |    |                   |   |    |   |
| 28                | The demonstrators dealt effectively with my problems   | <table border="1"> <thead> <tr> <th>Choice</th> <th>Number</th> <th>Percentage</th> </tr> </thead> <tbody> <tr> <td>Strongly Agree</td> <td>1</td> <td>100%</td> </tr> <tr> <td>Agree</td> <td>0</td> <td>0%</td> </tr> <tr> <td>Uncertain</td> <td>0</td> <td>0%</td> </tr> <tr> <td>Disagree</td> <td>0</td> <td>0%</td> </tr> <tr> <td>Strongly Disagree</td> <td>0</td> <td>0%</td> </tr> </tbody> </table> | Choice | Number | Percentage | Strongly Agree | 1 | 100% | Agree | 0 | 0% | Uncertain | 0 | 0% | Disagree | 0 | 0% | Strongly Disagree | 0 | 0% |  <p>100%</p> <p>● Stron...</p> |
| Choice            | Number   | Percentage  |        |        |            |                |   |      |       |   |    |           |   |    |          |   |    |                   |   |    |   |
| Strongly Agree    | 1  | 100%  |        |        |            |                |   |      |       |   |    |           |   |    |          |   |    |                   |   |    |   |
| Agree             | 0  | 0%  |        |        |            |                |   |      |       |   |    |           |   |    |          |   |    |                   |   |    |   |
| Uncertain         | 0  | 0%  |        |        |            |                |   |      |       |   |    |           |   |    |          |   |    |                   |   |    |   |
| Disagree          | 0  | 0%  |        |        |            |                |   |      |       |   |    |           |   |    |          |   |    |                   |   |    |   |
| Strongly Disagree | 0  | 0%  |        |        |            |                |   |      |       |   |    |           |   |    |          |   |    |                   |   |    |   |
| 29                | The best features of the Course were   |   |        |        |            |                |   |      |       |   |    |           |   |    |          |   |    |                   |   |    |   |
| 30                | The Course could have been improved by   |   |        |        |            |                |   |      |       |   |    |           |   |    |          |   |    |                   |   |    |   |
| 31                | The University does not tolerate discrimination on any irrelevant distinction (e.g. race, age, gender) and is committed to work with diversity in a wholly positive way. Please indicate below anything in relation to this Course which may run counter to this objective |   |        |        |            |                |   |      |       |   |    |           |   |    |          |   |    |                   |   |    |   |

# Course Evaluation - Program: 0250

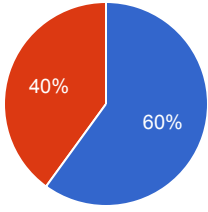
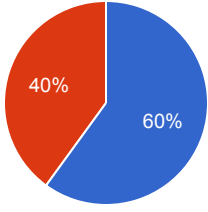
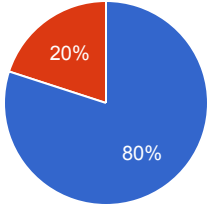
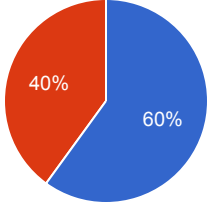
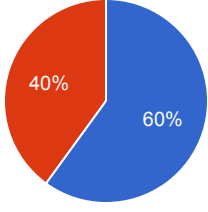
| Teacher Name: AAMIR NADEEM |  | Course ID: MGT-303<br>Course Title: Methods in Business Research  |        | Session: 2017 Fall |            |                |   |     |       |   |     |           |   |    |          |   |    |                   |   |    |   |  |  |
|----------------------------|--|---|--------|--------------------|------------|----------------|---|-----|-------|---|-----|-----------|---|----|----------|---|----|-------------------|---|----|---|--|--|
| Shift: Morning -- Section: |  | Total Strength: 9   |        | Attempted: 5       |            |                |   |     |       |   |     |           |   |    |          |   |    |                   |   |    |   |  |  |
| S.No                       | Question   | Opinions  |        |                    | Chart      |                |   |     |       |   |     |           |   |    |          |   |    |                   |   |    |   |  |  |
| 1                          | The course objectives were clear   | <table border="1"> <thead> <tr> <th>Choice</th> <th>Number</th> <th>Percentage</th> </tr> </thead> <tbody> <tr> <td>Strongly Agree</td> <td>4</td> <td>80%</td> </tr> <tr> <td>Agree</td> <td>1</td> <td>20%</td> </tr> <tr> <td>Uncertain</td> <td>0</td> <td>0%</td> </tr> <tr> <td>Disagree</td> <td>0</td> <td>0%</td> </tr> <tr> <td>Strongly Disagree</td> <td>0</td> <td>0%</td> </tr> </tbody> </table> | Choice | Number             | Percentage | Strongly Agree | 4 | 80% | Agree | 1 | 20% | Uncertain | 0 | 0% | Disagree | 0 | 0% | Strongly Disagree | 0 | 0% | <p>A pie chart with a blue slice representing 80% (Strongly Agree) and a red slice representing 20% (Agree). A legend on the right shows a blue circle for 'Stron...' and a red circle for 'Agree'.</p> |  |  |
| Choice                     | Number   | Percentage  |        |                    |            |                |   |     |       |   |     |           |   |    |          |   |    |                   |   |    |   |  |  |
| Strongly Agree             | 4  | 80%   |        |                    |            |                |   |     |       |   |     |           |   |    |          |   |    |                   |   |    |   |  |  |
| Agree                      | 1  | 20%   |        |                    |            |                |   |     |       |   |     |           |   |    |          |   |    |                   |   |    |   |  |  |
| Uncertain                  | 0  | 0%  |        |                    |            |                |   |     |       |   |     |           |   |    |          |   |    |                   |   |    |   |  |  |
| Disagree                   | 0  | 0%  |        |                    |            |                |   |     |       |   |     |           |   |    |          |   |    |                   |   |    |   |  |  |
| Strongly Disagree          | 0  | 0%  |        |                    |            |                |   |     |       |   |     |           |   |    |          |   |    |                   |   |    |   |  |  |
| 2                          | The Course workload was manageable   | <table border="1"> <thead> <tr> <th>Choice</th> <th>Number</th> <th>Percentage</th> </tr> </thead> <tbody> <tr> <td>Strongly Agree</td> <td>4</td> <td>80%</td> </tr> <tr> <td>Agree</td> <td>1</td> <td>20%</td> </tr> <tr> <td>Uncertain</td> <td>0</td> <td>0%</td> </tr> <tr> <td>Disagree</td> <td>0</td> <td>0%</td> </tr> <tr> <td>Strongly Disagree</td> <td>0</td> <td>0%</td> </tr> </tbody> </table> | Choice | Number             | Percentage | Strongly Agree | 4 | 80% | Agree | 1 | 20% | Uncertain | 0 | 0% | Disagree | 0 | 0% | Strongly Disagree | 0 | 0% | <p>A pie chart with a blue slice representing 80% (Strongly Agree) and a red slice representing 20% (Agree). A legend on the right shows a blue circle for 'Stron...' and a red circle for 'Agree'.</p> |  |  |
| Choice                     | Number   | Percentage  |        |                    |            |                |   |     |       |   |     |           |   |    |          |   |    |                   |   |    |   |  |  |
| Strongly Agree             | 4  | 80%   |        |                    |            |                |   |     |       |   |     |           |   |    |          |   |    |                   |   |    |   |  |  |
| Agree                      | 1  | 20%   |        |                    |            |                |   |     |       |   |     |           |   |    |          |   |    |                   |   |    |   |  |  |
| Uncertain                  | 0  | 0%  |        |                    |            |                |   |     |       |   |     |           |   |    |          |   |    |                   |   |    |   |  |  |
| Disagree                   | 0  | 0%  |        |                    |            |                |   |     |       |   |     |           |   |    |          |   |    |                   |   |    |   |  |  |
| Strongly Disagree          | 0  | 0%  |        |                    |            |                |   |     |       |   |     |           |   |    |          |   |    |                   |   |    |   |  |  |
| 3                          | The Course was well organized (e.g. timely access to materials, notification of changes, etc.) | <table border="1"> <thead> <tr> <th>Choice</th> <th>Number</th> <th>Percentage</th> </tr> </thead> <tbody> <tr> <td>Strongly Agree</td> <td>4</td> <td>80%</td> </tr> <tr> <td>Agree</td> <td>1</td> <td>20%</td> </tr> <tr> <td>Uncertain</td> <td>0</td> <td>0%</td> </tr> <tr> <td>Disagree</td> <td>0</td> <td>0%</td> </tr> <tr> <td>Strongly Disagree</td> <td>0</td> <td>0%</td> </tr> </tbody> </table> | Choice | Number             | Percentage | Strongly Agree | 4 | 80% | Agree | 1 | 20% | Uncertain | 0 | 0% | Disagree | 0 | 0% | Strongly Disagree | 0 | 0% | <p>A pie chart with a blue slice representing 80% (Strongly Agree) and a red slice representing 20% (Agree). A legend on the right shows a blue circle for 'Stron...' and a red circle for 'Agree'.</p> |  |  |
| Choice                     | Number   | Percentage  |        |                    |            |                |   |     |       |   |     |           |   |    |          |   |    |                   |   |    |   |  |  |
| Strongly Agree             | 4  | 80%   |        |                    |            |                |   |     |       |   |     |           |   |    |          |   |    |                   |   |    |   |  |  |
| Agree                      | 1  | 20%   |        |                    |            |                |   |     |       |   |     |           |   |    |          |   |    |                   |   |    |   |  |  |
| Uncertain                  | 0  | 0%  |        |                    |            |                |   |     |       |   |     |           |   |    |          |   |    |                   |   |    |   |  |  |
| Disagree                   | 0  | 0%  |        |                    |            |                |   |     |       |   |     |           |   |    |          |   |    |                   |   |    |   |  |  |
| Strongly Disagree          | 0  | 0%  |        |                    |            |                |   |     |       |   |     |           |   |    |          |   |    |                   |   |    |   |  |  |
| 4                          | I participated actively in the Course  | <table border="1"> <thead> <tr> <th>Choice</th> <th>Number</th> <th>Percentage</th> </tr> </thead> <tbody> <tr> <td>Strongly Agree</td> <td>4</td> <td>80%</td> </tr> <tr> <td>Agree</td> <td>1</td> <td>20%</td> </tr> <tr> <td>Uncertain</td> <td>0</td> <td>0%</td> </tr> <tr> <td>Disagree</td> <td>0</td> <td>0%</td> </tr> <tr> <td>Strongly Disagree</td> <td>0</td> <td>0%</td> </tr> </tbody> </table> | Choice | Number             | Percentage | Strongly Agree | 4 | 80% | Agree | 1 | 20% | Uncertain | 0 | 0% | Disagree | 0 | 0% | Strongly Disagree | 0 | 0% | <p>A pie chart with a blue slice representing 80% (Strongly Agree) and a red slice representing 20% (Agree). A legend on the right shows a blue circle for 'Stron...' and a red circle for 'Agree'.</p> |  |  |
| Choice                     | Number   | Percentage  |        |                    |            |                |   |     |       |   |     |           |   |    |          |   |    |                   |   |    |   |  |  |
| Strongly Agree             | 4  | 80%   |        |                    |            |                |   |     |       |   |     |           |   |    |          |   |    |                   |   |    |   |  |  |
| Agree                      | 1  | 20%   |        |                    |            |                |   |     |       |   |     |           |   |    |          |   |    |                   |   |    |   |  |  |
| Uncertain                  | 0  | 0%  |        |                    |            |                |   |     |       |   |     |           |   |    |          |   |    |                   |   |    |   |  |  |
| Disagree                   | 0  | 0%  |        |                    |            |                |   |     |       |   |     |           |   |    |          |   |    |                   |   |    |   |  |  |
| Strongly Disagree          | 0  | 0%  |        |                    |            |                |   |     |       |   |     |           |   |    |          |   |    |                   |   |    |   |  |  |

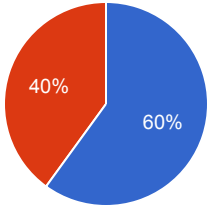
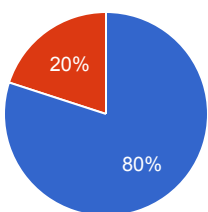
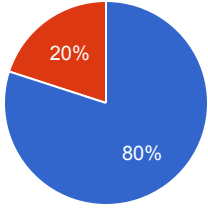
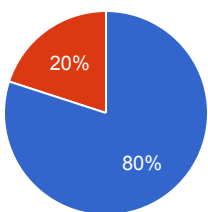
| 5                 | I think I have made progress in this Course   | <table border="1"> <thead> <tr> <th>Choice</th> <th>Number</th> <th>Percentage</th> </tr> </thead> <tbody> <tr> <td>Strongly Agree</td> <td>4</td> <td>80%</td> </tr> <tr> <td>Agree</td> <td>1</td> <td>20%</td> </tr> <tr> <td>Uncertain</td> <td>0</td> <td>0%</td> </tr> <tr> <td>Disagree</td> <td>0</td> <td>0%</td> </tr> <tr> <td>Strongly Disagree</td> <td>0</td> <td>0%</td> </tr> </tbody> </table> | Choice | Number | Percentage | Strongly Agree | 4 | 80% | Agree | 1 | 20% | Uncertain | 0 | 0% | Disagree | 0 | 0% | Strongly Disagree | 0 | 0% |  <p>● Stron...<br/>● Agree</p>    |
|-------------------|---|---|--------|--------|------------|----------------|---|-----|-------|---|-----|-----------|---|----|----------|---|----|-------------------|---|----|---|
| Choice            | Number  | Percentage  |        |        |            |                |   |     |       |   |     |           |   |    |          |   |    |                   |   |    |   |
| Strongly Agree    | 4   | 80%   |        |        |            |                |   |     |       |   |     |           |   |    |          |   |    |                   |   |    |   |
| Agree             | 1   | 20%   |        |        |            |                |   |     |       |   |     |           |   |    |          |   |    |                   |   |    |   |
| Uncertain         | 0   | 0%  |        |        |            |                |   |     |       |   |     |           |   |    |          |   |    |                   |   |    |   |
| Disagree          | 0   | 0%  |        |        |            |                |   |     |       |   |     |           |   |    |          |   |    |                   |   |    |   |
| Strongly Disagree | 0   | 0%  |        |        |            |                |   |     |       |   |     |           |   |    |          |   |    |                   |   |    |   |
| 6                 | I think the Course was well structured to achieve the learning outcomes (there was a good balance of lectures, tutorials, practical etc.) | <table border="1"> <thead> <tr> <th>Choice</th> <th>Number</th> <th>Percentage</th> </tr> </thead> <tbody> <tr> <td>Strongly Agree</td> <td>4</td> <td>80%</td> </tr> <tr> <td>Agree</td> <td>1</td> <td>20%</td> </tr> <tr> <td>Uncertain</td> <td>0</td> <td>0%</td> </tr> <tr> <td>Disagree</td> <td>0</td> <td>0%</td> </tr> <tr> <td>Strongly Disagree</td> <td>0</td> <td>0%</td> </tr> </tbody> </table> | Choice | Number | Percentage | Strongly Agree | 4 | 80% | Agree | 1 | 20% | Uncertain | 0 | 0% | Disagree | 0 | 0% | Strongly Disagree | 0 | 0% |  <p>● Stron...<br/>● Agree</p>   |
| Choice            | Number  | Percentage  |        |        |            |                |   |     |       |   |     |           |   |    |          |   |    |                   |   |    |   |
| Strongly Agree    | 4   | 80%   |        |        |            |                |   |     |       |   |     |           |   |    |          |   |    |                   |   |    |   |
| Agree             | 1   | 20%   |        |        |            |                |   |     |       |   |     |           |   |    |          |   |    |                   |   |    |   |
| Uncertain         | 0   | 0%  |        |        |            |                |   |     |       |   |     |           |   |    |          |   |    |                   |   |    |   |
| Disagree          | 0   | 0%  |        |        |            |                |   |     |       |   |     |           |   |    |          |   |    |                   |   |    |   |
| Strongly Disagree | 0   | 0%  |        |        |            |                |   |     |       |   |     |           |   |    |          |   |    |                   |   |    |   |
| 7                 | The learning and teaching methods encouraged participation  | <table border="1"> <thead> <tr> <th>Choice</th> <th>Number</th> <th>Percentage</th> </tr> </thead> <tbody> <tr> <td>Strongly Agree</td> <td>3</td> <td>60%</td> </tr> <tr> <td>Agree</td> <td>2</td> <td>40%</td> </tr> <tr> <td>Uncertain</td> <td>0</td> <td>0%</td> </tr> <tr> <td>Disagree</td> <td>0</td> <td>0%</td> </tr> <tr> <td>Strongly Disagree</td> <td>0</td> <td>0%</td> </tr> </tbody> </table> | Choice | Number | Percentage | Strongly Agree | 3 | 60% | Agree | 2 | 40% | Uncertain | 0 | 0% | Disagree | 0 | 0% | Strongly Disagree | 0 | 0% |  <p>● Stron...<br/>● Agree</p>  |
| Choice            | Number  | Percentage  |        |        |            |                |   |     |       |   |     |           |   |    |          |   |    |                   |   |    |   |
| Strongly Agree    | 3   | 60%   |        |        |            |                |   |     |       |   |     |           |   |    |          |   |    |                   |   |    |   |
| Agree             | 2   | 40%   |        |        |            |                |   |     |       |   |     |           |   |    |          |   |    |                   |   |    |   |
| Uncertain         | 0   | 0%  |        |        |            |                |   |     |       |   |     |           |   |    |          |   |    |                   |   |    |   |
| Disagree          | 0   | 0%  |        |        |            |                |   |     |       |   |     |           |   |    |          |   |    |                   |   |    |   |
| Strongly Disagree | 0   | 0%  |        |        |            |                |   |     |       |   |     |           |   |    |          |   |    |                   |   |    |   |
| 8                 | The overall environment in the class was conducive to learning  | <table border="1"> <thead> <tr> <th>Choice</th> <th>Number</th> <th>Percentage</th> </tr> </thead> <tbody> <tr> <td>Strongly Agree</td> <td>3</td> <td>60%</td> </tr> <tr> <td>Agree</td> <td>2</td> <td>40%</td> </tr> <tr> <td>Uncertain</td> <td>0</td> <td>0%</td> </tr> <tr> <td>Disagree</td> <td>0</td> <td>0%</td> </tr> <tr> <td>Strongly Disagree</td> <td>0</td> <td>0%</td> </tr> </tbody> </table> | Choice | Number | Percentage | Strongly Agree | 3 | 60% | Agree | 2 | 40% | Uncertain | 0 | 0% | Disagree | 0 | 0% | Strongly Disagree | 0 | 0% |  <p>● Stron...<br/>● Agree</p> |
| Choice            | Number  | Percentage  |        |        |            |                |   |     |       |   |     |           |   |    |          |   |    |                   |   |    |   |
| Strongly Agree    | 3   | 60%   |        |        |            |                |   |     |       |   |     |           |   |    |          |   |    |                   |   |    |   |
| Agree             | 2   | 40%   |        |        |            |                |   |     |       |   |     |           |   |    |          |   |    |                   |   |    |   |
| Uncertain         | 0   | 0%  |        |        |            |                |   |     |       |   |     |           |   |    |          |   |    |                   |   |    |   |
| Disagree          | 0   | 0%  |        |        |            |                |   |     |       |   |     |           |   |    |          |   |    |                   |   |    |   |
| Strongly Disagree | 0   | 0%  |        |        |            |                |   |     |       |   |     |           |   |    |          |   |    |                   |   |    |   |
| 9                 | Classrooms were satisfactory  | <table border="1"> <thead> <tr> <th>Choice</th> <th>Number</th> <th>Percentage</th> </tr> </thead> <tbody> <tr> <td>Strongly Agree</td> <td>3</td> <td>60%</td> </tr> <tr> <td>Agree</td> <td>2</td> <td>40%</td> </tr> <tr> <td>Uncertain</td> <td>0</td> <td>0%</td> </tr> <tr> <td>Disagree</td> <td>0</td> <td>0%</td> </tr> <tr> <td>Strongly Disagree</td> <td>0</td> <td>0%</td> </tr> </tbody> </table> | Choice | Number | Percentage | Strongly Agree | 3 | 60% | Agree | 2 | 40% | Uncertain | 0 | 0% | Disagree | 0 | 0% | Strongly Disagree | 0 | 0% |  <p>● Stron...<br/>● Agree</p> |
| Choice            | Number  | Percentage  |        |        |            |                |   |     |       |   |     |           |   |    |          |   |    |                   |   |    |   |
| Strongly Agree    | 3   | 60%   |        |        |            |                |   |     |       |   |     |           |   |    |          |   |    |                   |   |    |   |
| Agree             | 2   | 40%   |        |        |            |                |   |     |       |   |     |           |   |    |          |   |    |                   |   |    |   |
| Uncertain         | 0   | 0%  |        |        |            |                |   |     |       |   |     |           |   |    |          |   |    |                   |   |    |   |
| Disagree          | 0   | 0%  |        |        |            |                |   |     |       |   |     |           |   |    |          |   |    |                   |   |    |   |
| Strongly Disagree | 0   | 0%  |        |        |            |                |   |     |       |   |     |           |   |    |          |   |    |                   |   |    |   |

| 10                | Learning materials (Lesson Plans, Course Notes etc.) were relevant and useful              | <table border="1"> <thead> <tr> <th>Choice</th> <th>Number</th> <th>Percentage</th> </tr> </thead> <tbody> <tr> <td>Strongly Agree</td> <td>3</td> <td>60%</td> </tr> <tr> <td>Agree</td> <td>2</td> <td>40%</td> </tr> <tr> <td>Uncertain</td> <td>0</td> <td>0%</td> </tr> <tr> <td>Disagree</td> <td>0</td> <td>0%</td> </tr> <tr> <td>Strongly Disagree</td> <td>0</td> <td>0%</td> </tr> </tbody> </table> | Choice | Number | Percentage | Strongly Agree | 3 | 60% | Agree | 2 | 40% | Uncertain | 0 | 0% | Disagree | 0 | 0% | Strongly Disagree | 0 | 0% |  <p>● Stron...<br/>● Agree</p>    |
|-------------------|--|---|--------|--------|------------|----------------|---|-----|-------|---|-----|-----------|---|----|----------|---|----|-------------------|---|----|---|
| Choice            | Number   | Percentage  |        |        |            |                |   |     |       |   |     |           |   |    |          |   |    |                   |   |    |   |
| Strongly Agree    | 3  | 60%   |        |        |            |                |   |     |       |   |     |           |   |    |          |   |    |                   |   |    |   |
| Agree             | 2  | 40%   |        |        |            |                |   |     |       |   |     |           |   |    |          |   |    |                   |   |    |   |
| Uncertain         | 0  | 0%  |        |        |            |                |   |     |       |   |     |           |   |    |          |   |    |                   |   |    |   |
| Disagree          | 0  | 0%  |        |        |            |                |   |     |       |   |     |           |   |    |          |   |    |                   |   |    |   |
| Strongly Disagree | 0  | 0%  |        |        |            |                |   |     |       |   |     |           |   |    |          |   |    |                   |   |    |   |
| 11                | Recommended reading Books etc. were relevant and appropriate                               | <table border="1"> <thead> <tr> <th>Choice</th> <th>Number</th> <th>Percentage</th> </tr> </thead> <tbody> <tr> <td>Strongly Agree</td> <td>3</td> <td>60%</td> </tr> <tr> <td>Agree</td> <td>2</td> <td>40%</td> </tr> <tr> <td>Uncertain</td> <td>0</td> <td>0%</td> </tr> <tr> <td>Disagree</td> <td>0</td> <td>0%</td> </tr> <tr> <td>Strongly Disagree</td> <td>0</td> <td>0%</td> </tr> </tbody> </table> | Choice | Number | Percentage | Strongly Agree | 3 | 60% | Agree | 2 | 40% | Uncertain | 0 | 0% | Disagree | 0 | 0% | Strongly Disagree | 0 | 0% |  <p>● Stron...<br/>● Agree</p>   |
| Choice            | Number   | Percentage  |        |        |            |                |   |     |       |   |     |           |   |    |          |   |    |                   |   |    |   |
| Strongly Agree    | 3  | 60%   |        |        |            |                |   |     |       |   |     |           |   |    |          |   |    |                   |   |    |   |
| Agree             | 2  | 40%   |        |        |            |                |   |     |       |   |     |           |   |    |          |   |    |                   |   |    |   |
| Uncertain         | 0  | 0%  |        |        |            |                |   |     |       |   |     |           |   |    |          |   |    |                   |   |    |   |
| Disagree          | 0  | 0%  |        |        |            |                |   |     |       |   |     |           |   |    |          |   |    |                   |   |    |   |
| Strongly Disagree | 0  | 0%  |        |        |            |                |   |     |       |   |     |           |   |    |          |   |    |                   |   |    |   |
| 12                | The provision of learning resources in the library was adequate and appropriate            | <table border="1"> <thead> <tr> <th>Choice</th> <th>Number</th> <th>Percentage</th> </tr> </thead> <tbody> <tr> <td>Strongly Agree</td> <td>4</td> <td>80%</td> </tr> <tr> <td>Agree</td> <td>1</td> <td>20%</td> </tr> <tr> <td>Uncertain</td> <td>0</td> <td>0%</td> </tr> <tr> <td>Disagree</td> <td>0</td> <td>0%</td> </tr> <tr> <td>Strongly Disagree</td> <td>0</td> <td>0%</td> </tr> </tbody> </table> | Choice | Number | Percentage | Strongly Agree | 4 | 80% | Agree | 1 | 20% | Uncertain | 0 | 0% | Disagree | 0 | 0% | Strongly Disagree | 0 | 0% |  <p>● Stron...<br/>● Agree</p>  |
| Choice            | Number   | Percentage  |        |        |            |                |   |     |       |   |     |           |   |    |          |   |    |                   |   |    |   |
| Strongly Agree    | 4  | 80%   |        |        |            |                |   |     |       |   |     |           |   |    |          |   |    |                   |   |    |   |
| Agree             | 1  | 20%   |        |        |            |                |   |     |       |   |     |           |   |    |          |   |    |                   |   |    |   |
| Uncertain         | 0  | 0%  |        |        |            |                |   |     |       |   |     |           |   |    |          |   |    |                   |   |    |   |
| Disagree          | 0  | 0%  |        |        |            |                |   |     |       |   |     |           |   |    |          |   |    |                   |   |    |   |
| Strongly Disagree | 0  | 0%  |        |        |            |                |   |     |       |   |     |           |   |    |          |   |    |                   |   |    |   |
| 13                | The provision of learning resources on the Web was adequate and appropriate ( if relevant) | <table border="1"> <thead> <tr> <th>Choice</th> <th>Number</th> <th>Percentage</th> </tr> </thead> <tbody> <tr> <td>Strongly Agree</td> <td>3</td> <td>60%</td> </tr> <tr> <td>Agree</td> <td>2</td> <td>40%</td> </tr> <tr> <td>Uncertain</td> <td>0</td> <td>0%</td> </tr> <tr> <td>Disagree</td> <td>0</td> <td>0%</td> </tr> <tr> <td>Strongly Disagree</td> <td>0</td> <td>0%</td> </tr> </tbody> </table> | Choice | Number | Percentage | Strongly Agree | 3 | 60% | Agree | 2 | 40% | Uncertain | 0 | 0% | Disagree | 0 | 0% | Strongly Disagree | 0 | 0% |  <p>● Stron...<br/>● Agree</p> |
| Choice            | Number   | Percentage  |        |        |            |                |   |     |       |   |     |           |   |    |          |   |    |                   |   |    |   |
| Strongly Agree    | 3  | 60%   |        |        |            |                |   |     |       |   |     |           |   |    |          |   |    |                   |   |    |   |
| Agree             | 2  | 40%   |        |        |            |                |   |     |       |   |     |           |   |    |          |   |    |                   |   |    |   |
| Uncertain         | 0  | 0%  |        |        |            |                |   |     |       |   |     |           |   |    |          |   |    |                   |   |    |   |
| Disagree          | 0  | 0%  |        |        |            |                |   |     |       |   |     |           |   |    |          |   |    |                   |   |    |   |
| Strongly Disagree | 0  | 0%  |        |        |            |                |   |     |       |   |     |           |   |    |          |   |    |                   |   |    |   |
| 14                | The Course stimulated my interest and thought on the subject area                          | <table border="1"> <thead> <tr> <th>Choice</th> <th>Number</th> <th>Percentage</th> </tr> </thead> <tbody> <tr> <td>Strongly Agree</td> <td>4</td> <td>80%</td> </tr> <tr> <td>Agree</td> <td>1</td> <td>20%</td> </tr> <tr> <td>Uncertain</td> <td>0</td> <td>0%</td> </tr> <tr> <td>Disagree</td> <td>0</td> <td>0%</td> </tr> <tr> <td>Strongly Disagree</td> <td>0</td> <td>0%</td> </tr> </tbody> </table> | Choice | Number | Percentage | Strongly Agree | 4 | 80% | Agree | 1 | 20% | Uncertain | 0 | 0% | Disagree | 0 | 0% | Strongly Disagree | 0 | 0% |  <p>● Stron...<br/>● Agree</p> |
| Choice            | Number   | Percentage  |        |        |            |                |   |     |       |   |     |           |   |    |          |   |    |                   |   |    |   |
| Strongly Agree    | 4  | 80%   |        |        |            |                |   |     |       |   |     |           |   |    |          |   |    |                   |   |    |   |
| Agree             | 1  | 20%   |        |        |            |                |   |     |       |   |     |           |   |    |          |   |    |                   |   |    |   |
| Uncertain         | 0  | 0%  |        |        |            |                |   |     |       |   |     |           |   |    |          |   |    |                   |   |    |   |
| Disagree          | 0  | 0%  |        |        |            |                |   |     |       |   |     |           |   |    |          |   |    |                   |   |    |   |
| Strongly Disagree | 0  | 0%  |        |        |            |                |   |     |       |   |     |           |   |    |          |   |    |                   |   |    |   |

| 15                | The pace of the Course was appropriate    | <table border="1"> <thead> <tr> <th>Choice</th> <th>Number</th> <th>Percentage</th> </tr> </thead> <tbody> <tr> <td>Strongly Agree</td> <td>3</td> <td>60%</td> </tr> <tr> <td>Agree</td> <td>2</td> <td>40%</td> </tr> <tr> <td>Uncertain</td> <td>0</td> <td>0%</td> </tr> <tr> <td>Disagree</td> <td>0</td> <td>0%</td> </tr> <tr> <td>Strongly Disagree</td> <td>0</td> <td>0%</td> </tr> </tbody> </table> | Choice | Number | Percentage | Strongly Agree | 3 | 60% | Agree | 2 | 40% | Uncertain | 0 | 0% | Disagree | 0 | 0% | Strongly Disagree | 0 | 0% |  <p>● Stron...<br/>● Agree</p>    |
|-------------------|---|---|--------|--------|------------|----------------|---|-----|-------|---|-----|-----------|---|----|----------|---|----|-------------------|---|----|---|
| Choice            | Number                                    | Percentage  |        |        |            |                |   |     |       |   |     |           |   |    |          |   |    |                   |   |    |   |
| Strongly Agree    | 3   | 60%   |        |        |            |                |   |     |       |   |     |           |   |    |          |   |    |                   |   |    |   |
| Agree             | 2   | 40%   |        |        |            |                |   |     |       |   |     |           |   |    |          |   |    |                   |   |    |   |
| Uncertain         | 0   | 0%  |        |        |            |                |   |     |       |   |     |           |   |    |          |   |    |                   |   |    |   |
| Disagree          | 0   | 0%  |        |        |            |                |   |     |       |   |     |           |   |    |          |   |    |                   |   |    |   |
| Strongly Disagree | 0   | 0%  |        |        |            |                |   |     |       |   |     |           |   |    |          |   |    |                   |   |    |   |
| 16                | Ideas and concepts were presented clearly | <table border="1"> <thead> <tr> <th>Choice</th> <th>Number</th> <th>Percentage</th> </tr> </thead> <tbody> <tr> <td>Strongly Agree</td> <td>3</td> <td>60%</td> </tr> <tr> <td>Agree</td> <td>2</td> <td>40%</td> </tr> <tr> <td>Uncertain</td> <td>0</td> <td>0%</td> </tr> <tr> <td>Disagree</td> <td>0</td> <td>0%</td> </tr> <tr> <td>Strongly Disagree</td> <td>0</td> <td>0%</td> </tr> </tbody> </table> | Choice | Number | Percentage | Strongly Agree | 3 | 60% | Agree | 2 | 40% | Uncertain | 0 | 0% | Disagree | 0 | 0% | Strongly Disagree | 0 | 0% |  <p>● Stron...<br/>● Agree</p>   |
| Choice            | Number                                    | Percentage  |        |        |            |                |   |     |       |   |     |           |   |    |          |   |    |                   |   |    |   |
| Strongly Agree    | 3   | 60%   |        |        |            |                |   |     |       |   |     |           |   |    |          |   |    |                   |   |    |   |
| Agree             | 2   | 40%   |        |        |            |                |   |     |       |   |     |           |   |    |          |   |    |                   |   |    |   |
| Uncertain         | 0   | 0%  |        |        |            |                |   |     |       |   |     |           |   |    |          |   |    |                   |   |    |   |
| Disagree          | 0   | 0%  |        |        |            |                |   |     |       |   |     |           |   |    |          |   |    |                   |   |    |   |
| Strongly Disagree | 0   | 0%  |        |        |            |                |   |     |       |   |     |           |   |    |          |   |    |                   |   |    |   |
| 17                | The method of assessment were reasonable  | <table border="1"> <thead> <tr> <th>Choice</th> <th>Number</th> <th>Percentage</th> </tr> </thead> <tbody> <tr> <td>Strongly Agree</td> <td>4</td> <td>80%</td> </tr> <tr> <td>Agree</td> <td>1</td> <td>20%</td> </tr> <tr> <td>Uncertain</td> <td>0</td> <td>0%</td> </tr> <tr> <td>Disagree</td> <td>0</td> <td>0%</td> </tr> <tr> <td>Strongly Disagree</td> <td>0</td> <td>0%</td> </tr> </tbody> </table> | Choice | Number | Percentage | Strongly Agree | 4 | 80% | Agree | 1 | 20% | Uncertain | 0 | 0% | Disagree | 0 | 0% | Strongly Disagree | 0 | 0% |  <p>● Stron...<br/>● Agree</p>  |
| Choice            | Number                                    | Percentage  |        |        |            |                |   |     |       |   |     |           |   |    |          |   |    |                   |   |    |   |
| Strongly Agree    | 4   | 80%   |        |        |            |                |   |     |       |   |     |           |   |    |          |   |    |                   |   |    |   |
| Agree             | 1   | 20%   |        |        |            |                |   |     |       |   |     |           |   |    |          |   |    |                   |   |    |   |
| Uncertain         | 0   | 0%  |        |        |            |                |   |     |       |   |     |           |   |    |          |   |    |                   |   |    |   |
| Disagree          | 0   | 0%  |        |        |            |                |   |     |       |   |     |           |   |    |          |   |    |                   |   |    |   |
| Strongly Disagree | 0   | 0%  |        |        |            |                |   |     |       |   |     |           |   |    |          |   |    |                   |   |    |   |
| 18                | Feedback on assessment was timely         | <table border="1"> <thead> <tr> <th>Choice</th> <th>Number</th> <th>Percentage</th> </tr> </thead> <tbody> <tr> <td>Strongly Agree</td> <td>3</td> <td>60%</td> </tr> <tr> <td>Agree</td> <td>2</td> <td>40%</td> </tr> <tr> <td>Uncertain</td> <td>0</td> <td>0%</td> </tr> <tr> <td>Disagree</td> <td>0</td> <td>0%</td> </tr> <tr> <td>Strongly Disagree</td> <td>0</td> <td>0%</td> </tr> </tbody> </table> | Choice | Number | Percentage | Strongly Agree | 3 | 60% | Agree | 2 | 40% | Uncertain | 0 | 0% | Disagree | 0 | 0% | Strongly Disagree | 0 | 0% |  <p>● Stron...<br/>● Agree</p> |
| Choice            | Number                                    | Percentage  |        |        |            |                |   |     |       |   |     |           |   |    |          |   |    |                   |   |    |   |
| Strongly Agree    | 3   | 60%   |        |        |            |                |   |     |       |   |     |           |   |    |          |   |    |                   |   |    |   |
| Agree             | 2   | 40%   |        |        |            |                |   |     |       |   |     |           |   |    |          |   |    |                   |   |    |   |
| Uncertain         | 0   | 0%  |        |        |            |                |   |     |       |   |     |           |   |    |          |   |    |                   |   |    |   |
| Disagree          | 0   | 0%  |        |        |            |                |   |     |       |   |     |           |   |    |          |   |    |                   |   |    |   |
| Strongly Disagree | 0   | 0%  |        |        |            |                |   |     |       |   |     |           |   |    |          |   |    |                   |   |    |   |
| 19                | Feedback on assessment was helpful        | <table border="1"> <thead> <tr> <th>Choice</th> <th>Number</th> <th>Percentage</th> </tr> </thead> <tbody> <tr> <td>Strongly Agree</td> <td>4</td> <td>80%</td> </tr> <tr> <td>Agree</td> <td>1</td> <td>20%</td> </tr> <tr> <td>Uncertain</td> <td>0</td> <td>0%</td> </tr> <tr> <td>Disagree</td> <td>0</td> <td>0%</td> </tr> <tr> <td>Strongly Disagree</td> <td>0</td> <td>0%</td> </tr> </tbody> </table> | Choice | Number | Percentage | Strongly Agree | 4 | 80% | Agree | 1 | 20% | Uncertain | 0 | 0% | Disagree | 0 | 0% | Strongly Disagree | 0 | 0% |  <p>● Stron...<br/>● Agree</p> |
| Choice            | Number                                    | Percentage  |        |        |            |                |   |     |       |   |     |           |   |    |          |   |    |                   |   |    |   |
| Strongly Agree    | 4   | 80%   |        |        |            |                |   |     |       |   |     |           |   |    |          |   |    |                   |   |    |   |
| Agree             | 1   | 20%   |        |        |            |                |   |     |       |   |     |           |   |    |          |   |    |                   |   |    |   |
| Uncertain         | 0   | 0%  |        |        |            |                |   |     |       |   |     |           |   |    |          |   |    |                   |   |    |   |
| Disagree          | 0   | 0%  |        |        |            |                |   |     |       |   |     |           |   |    |          |   |    |                   |   |    |   |
| Strongly Disagree | 0   | 0%  |        |        |            |                |   |     |       |   |     |           |   |    |          |   |    |                   |   |    |   |



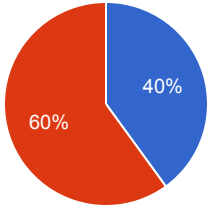
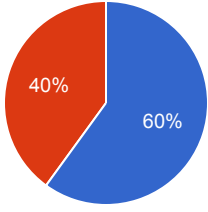
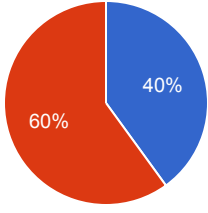
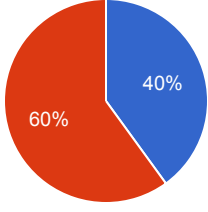
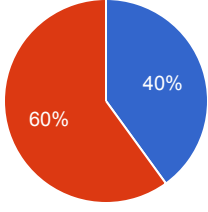
| 20                | I understood the lectures                                   | <table border="1"> <thead> <tr> <th>Choice</th> <th>Number</th> <th>Percentage</th> </tr> </thead> <tbody> <tr> <td>Strongly Agree</td> <td>3</td> <td>60%</td> </tr> <tr> <td>Agree</td> <td>2</td> <td>40%</td> </tr> <tr> <td>Uncertain</td> <td>0</td> <td>0%</td> </tr> <tr> <td>Disagree</td> <td>0</td> <td>0%</td> </tr> <tr> <td>Strongly Disagree</td> <td>0</td> <td>0%</td> </tr> </tbody> </table> | Choice | Number | Percentage | Strongly Agree | 3 | 60% | Agree | 2 | 40% | Uncertain | 0 | 0% | Disagree | 0 | 0% | Strongly Disagree | 0 | 0% |  <p>● Stron...<br/>● Agree</p>    |
|-------------------|---|---|--------|--------|------------|----------------|---|-----|-------|---|-----|-----------|---|----|----------|---|----|-------------------|---|----|---|
| Choice            | Number  | Percentage  |        |        |            |                |   |     |       |   |     |           |   |    |          |   |    |                   |   |    |   |
| Strongly Agree    | 3   | 60%   |        |        |            |                |   |     |       |   |     |           |   |    |          |   |    |                   |   |    |   |
| Agree             | 2   | 40%   |        |        |            |                |   |     |       |   |     |           |   |    |          |   |    |                   |   |    |   |
| Uncertain         | 0   | 0%  |        |        |            |                |   |     |       |   |     |           |   |    |          |   |    |                   |   |    |   |
| Disagree          | 0   | 0%  |        |        |            |                |   |     |       |   |     |           |   |    |          |   |    |                   |   |    |   |
| Strongly Disagree | 0   | 0%  |        |        |            |                |   |     |       |   |     |           |   |    |          |   |    |                   |   |    |   |
| 21                | The material was well organized and presented               | <table border="1"> <thead> <tr> <th>Choice</th> <th>Number</th> <th>Percentage</th> </tr> </thead> <tbody> <tr> <td>Strongly Agree</td> <td>3</td> <td>60%</td> </tr> <tr> <td>Agree</td> <td>2</td> <td>40%</td> </tr> <tr> <td>Uncertain</td> <td>0</td> <td>0%</td> </tr> <tr> <td>Disagree</td> <td>0</td> <td>0%</td> </tr> <tr> <td>Strongly Disagree</td> <td>0</td> <td>0%</td> </tr> </tbody> </table> | Choice | Number | Percentage | Strongly Agree | 3 | 60% | Agree | 2 | 40% | Uncertain | 0 | 0% | Disagree | 0 | 0% | Strongly Disagree | 0 | 0% |  <p>● Stron...<br/>● Agree</p>   |
| Choice            | Number  | Percentage  |        |        |            |                |   |     |       |   |     |           |   |    |          |   |    |                   |   |    |   |
| Strongly Agree    | 3   | 60%   |        |        |            |                |   |     |       |   |     |           |   |    |          |   |    |                   |   |    |   |
| Agree             | 2   | 40%   |        |        |            |                |   |     |       |   |     |           |   |    |          |   |    |                   |   |    |   |
| Uncertain         | 0   | 0%  |        |        |            |                |   |     |       |   |     |           |   |    |          |   |    |                   |   |    |   |
| Disagree          | 0   | 0%  |        |        |            |                |   |     |       |   |     |           |   |    |          |   |    |                   |   |    |   |
| Strongly Disagree | 0   | 0%  |        |        |            |                |   |     |       |   |     |           |   |    |          |   |    |                   |   |    |   |
| 22                | The instructor was responsive to student needs and problems | <table border="1"> <thead> <tr> <th>Choice</th> <th>Number</th> <th>Percentage</th> </tr> </thead> <tbody> <tr> <td>Strongly Agree</td> <td>4</td> <td>80%</td> </tr> <tr> <td>Agree</td> <td>1</td> <td>20%</td> </tr> <tr> <td>Uncertain</td> <td>0</td> <td>0%</td> </tr> <tr> <td>Disagree</td> <td>0</td> <td>0%</td> </tr> <tr> <td>Strongly Disagree</td> <td>0</td> <td>0%</td> </tr> </tbody> </table> | Choice | Number | Percentage | Strongly Agree | 4 | 80% | Agree | 1 | 20% | Uncertain | 0 | 0% | Disagree | 0 | 0% | Strongly Disagree | 0 | 0% |  <p>● Stron...<br/>● Agree</p>  |
| Choice            | Number  | Percentage  |        |        |            |                |   |     |       |   |     |           |   |    |          |   |    |                   |   |    |   |
| Strongly Agree    | 4   | 80%   |        |        |            |                |   |     |       |   |     |           |   |    |          |   |    |                   |   |    |   |
| Agree             | 1   | 20%   |        |        |            |                |   |     |       |   |     |           |   |    |          |   |    |                   |   |    |   |
| Uncertain         | 0   | 0%  |        |        |            |                |   |     |       |   |     |           |   |    |          |   |    |                   |   |    |   |
| Disagree          | 0   | 0%  |        |        |            |                |   |     |       |   |     |           |   |    |          |   |    |                   |   |    |   |
| Strongly Disagree | 0   | 0%  |        |        |            |                |   |     |       |   |     |           |   |    |          |   |    |                   |   |    |   |
| 23                | Had the instructor been regular throughout the course       | <table border="1"> <thead> <tr> <th>Choice</th> <th>Number</th> <th>Percentage</th> </tr> </thead> <tbody> <tr> <td>Strongly Agree</td> <td>3</td> <td>60%</td> </tr> <tr> <td>Agree</td> <td>2</td> <td>40%</td> </tr> <tr> <td>Uncertain</td> <td>0</td> <td>0%</td> </tr> <tr> <td>Disagree</td> <td>0</td> <td>0%</td> </tr> <tr> <td>Strongly Disagree</td> <td>0</td> <td>0%</td> </tr> </tbody> </table> | Choice | Number | Percentage | Strongly Agree | 3 | 60% | Agree | 2 | 40% | Uncertain | 0 | 0% | Disagree | 0 | 0% | Strongly Disagree | 0 | 0% |  <p>● Stron...<br/>● Agree</p> |
| Choice            | Number  | Percentage  |        |        |            |                |   |     |       |   |     |           |   |    |          |   |    |                   |   |    |   |
| Strongly Agree    | 3   | 60%   |        |        |            |                |   |     |       |   |     |           |   |    |          |   |    |                   |   |    |   |
| Agree             | 2   | 40%   |        |        |            |                |   |     |       |   |     |           |   |    |          |   |    |                   |   |    |   |
| Uncertain         | 0   | 0%  |        |        |            |                |   |     |       |   |     |           |   |    |          |   |    |                   |   |    |   |
| Disagree          | 0   | 0%  |        |        |            |                |   |     |       |   |     |           |   |    |          |   |    |                   |   |    |   |
| Strongly Disagree | 0   | 0%  |        |        |            |                |   |     |       |   |     |           |   |    |          |   |    |                   |   |    |   |
| 24                | The material in the tutorials was useful                    | <table border="1"> <thead> <tr> <th>Choice</th> <th>Number</th> <th>Percentage</th> </tr> </thead> <tbody> <tr> <td>Strongly Agree</td> <td>3</td> <td>60%</td> </tr> <tr> <td>Agree</td> <td>2</td> <td>40%</td> </tr> <tr> <td>Uncertain</td> <td>0</td> <td>0%</td> </tr> <tr> <td>Disagree</td> <td>0</td> <td>0%</td> </tr> <tr> <td>Strongly Disagree</td> <td>0</td> <td>0%</td> </tr> </tbody> </table> | Choice | Number | Percentage | Strongly Agree | 3 | 60% | Agree | 2 | 40% | Uncertain | 0 | 0% | Disagree | 0 | 0% | Strongly Disagree | 0 | 0% |  <p>● Stron...<br/>● Agree</p> |
| Choice            | Number  | Percentage  |        |        |            |                |   |     |       |   |     |           |   |    |          |   |    |                   |   |    |   |
| Strongly Agree    | 3   | 60%   |        |        |            |                |   |     |       |   |     |           |   |    |          |   |    |                   |   |    |   |
| Agree             | 2   | 40%   |        |        |            |                |   |     |       |   |     |           |   |    |          |   |    |                   |   |    |   |
| Uncertain         | 0   | 0%  |        |        |            |                |   |     |       |   |     |           |   |    |          |   |    |                   |   |    |   |
| Disagree          | 0   | 0%  |        |        |            |                |   |     |       |   |     |           |   |    |          |   |    |                   |   |    |   |
| Strongly Disagree | 0   | 0%  |        |        |            |                |   |     |       |   |     |           |   |    |          |   |    |                   |   |    |   |

| 25                | I was happy with the amount of work needed for tutorials   | <table border="1"> <thead> <tr> <th>Choice</th> <th>Number</th> <th>Percentage</th> </tr> </thead> <tbody> <tr> <td>Strongly Agree</td> <td>3</td> <td>60%</td> </tr> <tr> <td>Agree</td> <td>2</td> <td>40%</td> </tr> <tr> <td>Uncertain</td> <td>0</td> <td>0%</td> </tr> <tr> <td>Disagree</td> <td>0</td> <td>0%</td> </tr> <tr> <td>Strongly Disagree</td> <td>0</td> <td>0%</td> </tr> </tbody> </table> | Choice | Number | Percentage | Strongly Agree | 3 | 60% | Agree | 2 | 40% | Uncertain | 0 | 0% | Disagree | 0 | 0% | Strongly Disagree | 0 | 0% |  <p>● Stron...<br/>● Agree</p>    |
|-------------------|--|---|--------|--------|------------|----------------|---|-----|-------|---|-----|-----------|---|----|----------|---|----|-------------------|---|----|---|
| Choice            | Number   | Percentage  |        |        |            |                |   |     |       |   |     |           |   |    |          |   |    |                   |   |    |   |
| Strongly Agree    | 3  | 60%   |        |        |            |                |   |     |       |   |     |           |   |    |          |   |    |                   |   |    |   |
| Agree             | 2  | 40%   |        |        |            |                |   |     |       |   |     |           |   |    |          |   |    |                   |   |    |   |
| Uncertain         | 0  | 0%  |        |        |            |                |   |     |       |   |     |           |   |    |          |   |    |                   |   |    |   |
| Disagree          | 0  | 0%  |        |        |            |                |   |     |       |   |     |           |   |    |          |   |    |                   |   |    |   |
| Strongly Disagree | 0  | 0%  |        |        |            |                |   |     |       |   |     |           |   |    |          |   |    |                   |   |    |   |
| 26                | The tutor dealt effectively with my problems   | <table border="1"> <thead> <tr> <th>Choice</th> <th>Number</th> <th>Percentage</th> </tr> </thead> <tbody> <tr> <td>Strongly Agree</td> <td>4</td> <td>80%</td> </tr> <tr> <td>Agree</td> <td>1</td> <td>20%</td> </tr> <tr> <td>Uncertain</td> <td>0</td> <td>0%</td> </tr> <tr> <td>Disagree</td> <td>0</td> <td>0%</td> </tr> <tr> <td>Strongly Disagree</td> <td>0</td> <td>0%</td> </tr> </tbody> </table> | Choice | Number | Percentage | Strongly Agree | 4 | 80% | Agree | 1 | 20% | Uncertain | 0 | 0% | Disagree | 0 | 0% | Strongly Disagree | 0 | 0% |  <p>● Stron...<br/>● Agree</p>   |
| Choice            | Number   | Percentage  |        |        |            |                |   |     |       |   |     |           |   |    |          |   |    |                   |   |    |   |
| Strongly Agree    | 4  | 80%   |        |        |            |                |   |     |       |   |     |           |   |    |          |   |    |                   |   |    |   |
| Agree             | 1  | 20%   |        |        |            |                |   |     |       |   |     |           |   |    |          |   |    |                   |   |    |   |
| Uncertain         | 0  | 0%  |        |        |            |                |   |     |       |   |     |           |   |    |          |   |    |                   |   |    |   |
| Disagree          | 0  | 0%  |        |        |            |                |   |     |       |   |     |           |   |    |          |   |    |                   |   |    |   |
| Strongly Disagree | 0  | 0%  |        |        |            |                |   |     |       |   |     |           |   |    |          |   |    |                   |   |    |   |
| 27                | The material in the practicals was useful  | <table border="1"> <thead> <tr> <th>Choice</th> <th>Number</th> <th>Percentage</th> </tr> </thead> <tbody> <tr> <td>Strongly Agree</td> <td>4</td> <td>80%</td> </tr> <tr> <td>Agree</td> <td>1</td> <td>20%</td> </tr> <tr> <td>Uncertain</td> <td>0</td> <td>0%</td> </tr> <tr> <td>Disagree</td> <td>0</td> <td>0%</td> </tr> <tr> <td>Strongly Disagree</td> <td>0</td> <td>0%</td> </tr> </tbody> </table> | Choice | Number | Percentage | Strongly Agree | 4 | 80% | Agree | 1 | 20% | Uncertain | 0 | 0% | Disagree | 0 | 0% | Strongly Disagree | 0 | 0% |  <p>● Stron...<br/>● Agree</p>  |
| Choice            | Number   | Percentage  |        |        |            |                |   |     |       |   |     |           |   |    |          |   |    |                   |   |    |   |
| Strongly Agree    | 4  | 80%   |        |        |            |                |   |     |       |   |     |           |   |    |          |   |    |                   |   |    |   |
| Agree             | 1  | 20%   |        |        |            |                |   |     |       |   |     |           |   |    |          |   |    |                   |   |    |   |
| Uncertain         | 0  | 0%  |        |        |            |                |   |     |       |   |     |           |   |    |          |   |    |                   |   |    |   |
| Disagree          | 0  | 0%  |        |        |            |                |   |     |       |   |     |           |   |    |          |   |    |                   |   |    |   |
| Strongly Disagree | 0  | 0%  |        |        |            |                |   |     |       |   |     |           |   |    |          |   |    |                   |   |    |   |
| 28                | The demonstrators dealt effectively with my problems   | <table border="1"> <thead> <tr> <th>Choice</th> <th>Number</th> <th>Percentage</th> </tr> </thead> <tbody> <tr> <td>Strongly Agree</td> <td>4</td> <td>80%</td> </tr> <tr> <td>Agree</td> <td>1</td> <td>20%</td> </tr> <tr> <td>Uncertain</td> <td>0</td> <td>0%</td> </tr> <tr> <td>Disagree</td> <td>0</td> <td>0%</td> </tr> <tr> <td>Strongly Disagree</td> <td>0</td> <td>0%</td> </tr> </tbody> </table> | Choice | Number | Percentage | Strongly Agree | 4 | 80% | Agree | 1 | 20% | Uncertain | 0 | 0% | Disagree | 0 | 0% | Strongly Disagree | 0 | 0% |  <p>● Stron...<br/>● Agree</p> |
| Choice            | Number   | Percentage  |        |        |            |                |   |     |       |   |     |           |   |    |          |   |    |                   |   |    |   |
| Strongly Agree    | 4  | 80%   |        |        |            |                |   |     |       |   |     |           |   |    |          |   |    |                   |   |    |   |
| Agree             | 1  | 20%   |        |        |            |                |   |     |       |   |     |           |   |    |          |   |    |                   |   |    |   |
| Uncertain         | 0  | 0%  |        |        |            |                |   |     |       |   |     |           |   |    |          |   |    |                   |   |    |   |
| Disagree          | 0  | 0%  |        |        |            |                |   |     |       |   |     |           |   |    |          |   |    |                   |   |    |   |
| Strongly Disagree | 0  | 0%  |        |        |            |                |   |     |       |   |     |           |   |    |          |   |    |                   |   |    |   |
| 29                | The best features of the Course were   | <p>Good<br/>good<br/>learning about research and spss<br/>good<br/>Updated</p>  |        |        |            |                |   |     |       |   |     |           |   |    |          |   |    |                   |   |    |   |
| 30                | The Course could have been improved by   | <p>Yes<br/>good<br/>nill<br/>good<br/>Innovation</p>  |        |        |            |                |   |     |       |   |     |           |   |    |          |   |    |                   |   |    |   |
| 31                | The University does not tolerate discrimination on any irrelevant distinction (e.g. race, age, gender) and is committed to work with diversity in a wholly positive way. Please indicate below anything in relation to this Course which may run counter to this objective | <p>Ok<br/>nothing<br/>good</p>  |        |        |            |                |   |     |       |   |     |           |   |    |          |   |    |                   |   |    |   |

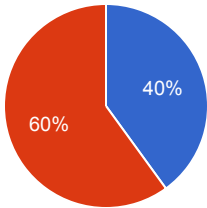
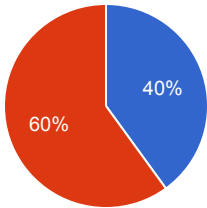
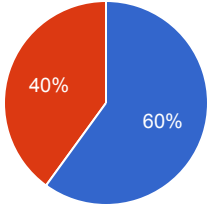
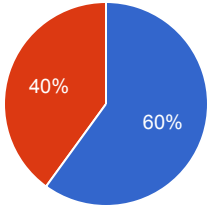
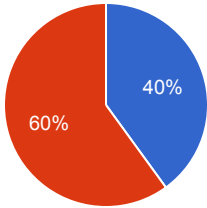


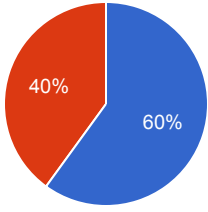
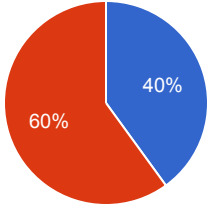
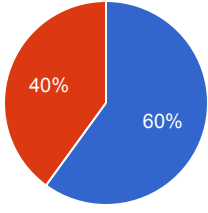
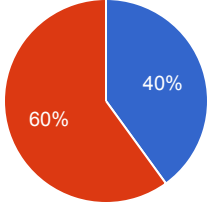
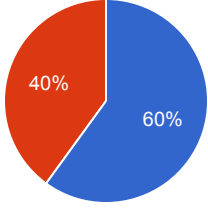
# Course Evaluation - Program: 0250

| Teacher Name: SAIMA BANO   |  | Course ID: HRM-302<br>Course Title: Organizational Behaviour  |        | Session: 2017 Fall |            |                |   |     |       |   |     |           |   |    |          |   |    |                   |   |    |   |  |  |
|----------------------------|--|---|--------|--------------------|------------|----------------|---|-----|-------|---|-----|-----------|---|----|----------|---|----|-------------------|---|----|---|--|--|
| Shift: Morning -- Section: |  | Total Strength: 5   |        | Attempted: 5       |            |                |   |     |       |   |     |           |   |    |          |   |    |                   |   |    |   |  |  |
| S.No                       | Question   | Opinions  |        |                    | Chart      |                |   |     |       |   |     |           |   |    |          |   |    |                   |   |    |   |  |  |
| 1                          | The course objectives were clear   | <table border="1"> <thead> <tr> <th>Choice</th> <th>Number</th> <th>Percentage</th> </tr> </thead> <tbody> <tr> <td>Strongly Agree</td> <td>3</td> <td>60%</td> </tr> <tr> <td>Agree</td> <td>2</td> <td>40%</td> </tr> <tr> <td>Uncertain</td> <td>0</td> <td>0%</td> </tr> <tr> <td>Disagree</td> <td>0</td> <td>0%</td> </tr> <tr> <td>Strongly Disagree</td> <td>0</td> <td>0%</td> </tr> </tbody> </table> | Choice | Number             | Percentage | Strongly Agree | 3 | 60% | Agree | 2 | 40% | Uncertain | 0 | 0% | Disagree | 0 | 0% | Strongly Disagree | 0 | 0% | <p>Legend: ● Stron... (blue), ● Agree (red)</p> |  |  |
| Choice                     | Number   | Percentage  |        |                    |            |                |   |     |       |   |     |           |   |    |          |   |    |                   |   |    |   |  |  |
| Strongly Agree             | 3  | 60%   |        |                    |            |                |   |     |       |   |     |           |   |    |          |   |    |                   |   |    |   |  |  |
| Agree                      | 2  | 40%   |        |                    |            |                |   |     |       |   |     |           |   |    |          |   |    |                   |   |    |   |  |  |
| Uncertain                  | 0  | 0%  |        |                    |            |                |   |     |       |   |     |           |   |    |          |   |    |                   |   |    |   |  |  |
| Disagree                   | 0  | 0%  |        |                    |            |                |   |     |       |   |     |           |   |    |          |   |    |                   |   |    |   |  |  |
| Strongly Disagree          | 0  | 0%  |        |                    |            |                |   |     |       |   |     |           |   |    |          |   |    |                   |   |    |   |  |  |
| 2                          | The Course workload was manageable   | <table border="1"> <thead> <tr> <th>Choice</th> <th>Number</th> <th>Percentage</th> </tr> </thead> <tbody> <tr> <td>Strongly Agree</td> <td>2</td> <td>40%</td> </tr> <tr> <td>Agree</td> <td>3</td> <td>60%</td> </tr> <tr> <td>Uncertain</td> <td>0</td> <td>0%</td> </tr> <tr> <td>Disagree</td> <td>0</td> <td>0%</td> </tr> <tr> <td>Strongly Disagree</td> <td>0</td> <td>0%</td> </tr> </tbody> </table> | Choice | Number             | Percentage | Strongly Agree | 2 | 40% | Agree | 3 | 60% | Uncertain | 0 | 0% | Disagree | 0 | 0% | Strongly Disagree | 0 | 0% | <p>Legend: ● Stron... (blue), ● Agree (red)</p> |  |  |
| Choice                     | Number   | Percentage  |        |                    |            |                |   |     |       |   |     |           |   |    |          |   |    |                   |   |    |   |  |  |
| Strongly Agree             | 2  | 40%   |        |                    |            |                |   |     |       |   |     |           |   |    |          |   |    |                   |   |    |   |  |  |
| Agree                      | 3  | 60%   |        |                    |            |                |   |     |       |   |     |           |   |    |          |   |    |                   |   |    |   |  |  |
| Uncertain                  | 0  | 0%  |        |                    |            |                |   |     |       |   |     |           |   |    |          |   |    |                   |   |    |   |  |  |
| Disagree                   | 0  | 0%  |        |                    |            |                |   |     |       |   |     |           |   |    |          |   |    |                   |   |    |   |  |  |
| Strongly Disagree          | 0  | 0%  |        |                    |            |                |   |     |       |   |     |           |   |    |          |   |    |                   |   |    |   |  |  |
| 3                          | The Course was well organized (e.g. timely access to materials, notification of changes, etc.) | <table border="1"> <thead> <tr> <th>Choice</th> <th>Number</th> <th>Percentage</th> </tr> </thead> <tbody> <tr> <td>Strongly Agree</td> <td>2</td> <td>40%</td> </tr> <tr> <td>Agree</td> <td>3</td> <td>60%</td> </tr> <tr> <td>Uncertain</td> <td>0</td> <td>0%</td> </tr> <tr> <td>Disagree</td> <td>0</td> <td>0%</td> </tr> <tr> <td>Strongly Disagree</td> <td>0</td> <td>0%</td> </tr> </tbody> </table> | Choice | Number             | Percentage | Strongly Agree | 2 | 40% | Agree | 3 | 60% | Uncertain | 0 | 0% | Disagree | 0 | 0% | Strongly Disagree | 0 | 0% | <p>Legend: ● Stron... (blue), ● Agree (red)</p> |  |  |
| Choice                     | Number   | Percentage  |        |                    |            |                |   |     |       |   |     |           |   |    |          |   |    |                   |   |    |   |  |  |
| Strongly Agree             | 2  | 40%   |        |                    |            |                |   |     |       |   |     |           |   |    |          |   |    |                   |   |    |   |  |  |
| Agree                      | 3  | 60%   |        |                    |            |                |   |     |       |   |     |           |   |    |          |   |    |                   |   |    |   |  |  |
| Uncertain                  | 0  | 0%  |        |                    |            |                |   |     |       |   |     |           |   |    |          |   |    |                   |   |    |   |  |  |
| Disagree                   | 0  | 0%  |        |                    |            |                |   |     |       |   |     |           |   |    |          |   |    |                   |   |    |   |  |  |
| Strongly Disagree          | 0  | 0%  |        |                    |            |                |   |     |       |   |     |           |   |    |          |   |    |                   |   |    |   |  |  |
| 4                          | I participated actively in the Course  | <table border="1"> <thead> <tr> <th>Choice</th> <th>Number</th> <th>Percentage</th> </tr> </thead> <tbody> <tr> <td>Strongly Agree</td> <td>2</td> <td>40%</td> </tr> <tr> <td>Agree</td> <td>3</td> <td>60%</td> </tr> <tr> <td>Uncertain</td> <td>0</td> <td>0%</td> </tr> <tr> <td>Disagree</td> <td>0</td> <td>0%</td> </tr> <tr> <td>Strongly Disagree</td> <td>0</td> <td>0%</td> </tr> </tbody> </table> | Choice | Number             | Percentage | Strongly Agree | 2 | 40% | Agree | 3 | 60% | Uncertain | 0 | 0% | Disagree | 0 | 0% | Strongly Disagree | 0 | 0% | <p>Legend: ● Stron... (blue), ● Agree (red)</p> |  |  |
| Choice                     | Number   | Percentage  |        |                    |            |                |   |     |       |   |     |           |   |    |          |   |    |                   |   |    |   |  |  |
| Strongly Agree             | 2  | 40%   |        |                    |            |                |   |     |       |   |     |           |   |    |          |   |    |                   |   |    |   |  |  |
| Agree                      | 3  | 60%   |        |                    |            |                |   |     |       |   |     |           |   |    |          |   |    |                   |   |    |   |  |  |
| Uncertain                  | 0  | 0%  |        |                    |            |                |   |     |       |   |     |           |   |    |          |   |    |                   |   |    |   |  |  |
| Disagree                   | 0  | 0%  |        |                    |            |                |   |     |       |   |     |           |   |    |          |   |    |                   |   |    |   |  |  |
| Strongly Disagree          | 0  | 0%  |        |                    |            |                |   |     |       |   |     |           |   |    |          |   |    |                   |   |    |   |  |  |

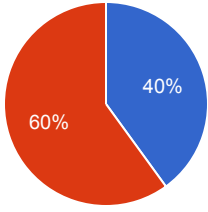
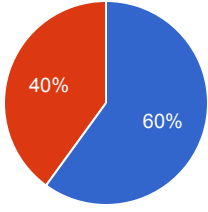
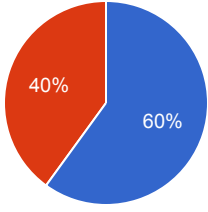
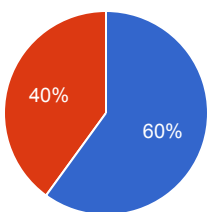
| 5                 | I think I have made progress in this Course   | <table border="1"> <thead> <tr> <th>Choice</th> <th>Number</th> <th>Percentage</th> </tr> </thead> <tbody> <tr> <td>Strongly Agree</td> <td>2</td> <td>40%</td> </tr> <tr> <td>Agree</td> <td>3</td> <td>60%</td> </tr> <tr> <td>Uncertain</td> <td>0</td> <td>0%</td> </tr> <tr> <td>Disagree</td> <td>0</td> <td>0%</td> </tr> <tr> <td>Strongly Disagree</td> <td>0</td> <td>0%</td> </tr> </tbody> </table> | Choice | Number | Percentage | Strongly Agree | 2 | 40% | Agree | 3 | 60% | Uncertain | 0 | 0% | Disagree | 0 | 0% | Strongly Disagree | 0 | 0% |  <p>● Stron...<br/>● Agree</p>    |
|-------------------|---|---|--------|--------|------------|----------------|---|-----|-------|---|-----|-----------|---|----|----------|---|----|-------------------|---|----|---|
| Choice            | Number  | Percentage  |        |        |            |                |   |     |       |   |     |           |   |    |          |   |    |                   |   |    |   |
| Strongly Agree    | 2   | 40%   |        |        |            |                |   |     |       |   |     |           |   |    |          |   |    |                   |   |    |   |
| Agree             | 3   | 60%   |        |        |            |                |   |     |       |   |     |           |   |    |          |   |    |                   |   |    |   |
| Uncertain         | 0   | 0%  |        |        |            |                |   |     |       |   |     |           |   |    |          |   |    |                   |   |    |   |
| Disagree          | 0   | 0%  |        |        |            |                |   |     |       |   |     |           |   |    |          |   |    |                   |   |    |   |
| Strongly Disagree | 0   | 0%  |        |        |            |                |   |     |       |   |     |           |   |    |          |   |    |                   |   |    |   |
| 6                 | I think the Course was well structured to achieve the learning outcomes (there was a good balance of lectures, tutorials, practical etc.) | <table border="1"> <thead> <tr> <th>Choice</th> <th>Number</th> <th>Percentage</th> </tr> </thead> <tbody> <tr> <td>Strongly Agree</td> <td>3</td> <td>60%</td> </tr> <tr> <td>Agree</td> <td>2</td> <td>40%</td> </tr> <tr> <td>Uncertain</td> <td>0</td> <td>0%</td> </tr> <tr> <td>Disagree</td> <td>0</td> <td>0%</td> </tr> <tr> <td>Strongly Disagree</td> <td>0</td> <td>0%</td> </tr> </tbody> </table> | Choice | Number | Percentage | Strongly Agree | 3 | 60% | Agree | 2 | 40% | Uncertain | 0 | 0% | Disagree | 0 | 0% | Strongly Disagree | 0 | 0% |  <p>● Stron...<br/>● Agree</p>   |
| Choice            | Number  | Percentage  |        |        |            |                |   |     |       |   |     |           |   |    |          |   |    |                   |   |    |   |
| Strongly Agree    | 3   | 60%   |        |        |            |                |   |     |       |   |     |           |   |    |          |   |    |                   |   |    |   |
| Agree             | 2   | 40%   |        |        |            |                |   |     |       |   |     |           |   |    |          |   |    |                   |   |    |   |
| Uncertain         | 0   | 0%  |        |        |            |                |   |     |       |   |     |           |   |    |          |   |    |                   |   |    |   |
| Disagree          | 0   | 0%  |        |        |            |                |   |     |       |   |     |           |   |    |          |   |    |                   |   |    |   |
| Strongly Disagree | 0   | 0%  |        |        |            |                |   |     |       |   |     |           |   |    |          |   |    |                   |   |    |   |
| 7                 | The learning and teaching methods encouraged participation  | <table border="1"> <thead> <tr> <th>Choice</th> <th>Number</th> <th>Percentage</th> </tr> </thead> <tbody> <tr> <td>Strongly Agree</td> <td>2</td> <td>40%</td> </tr> <tr> <td>Agree</td> <td>3</td> <td>60%</td> </tr> <tr> <td>Uncertain</td> <td>0</td> <td>0%</td> </tr> <tr> <td>Disagree</td> <td>0</td> <td>0%</td> </tr> <tr> <td>Strongly Disagree</td> <td>0</td> <td>0%</td> </tr> </tbody> </table> | Choice | Number | Percentage | Strongly Agree | 2 | 40% | Agree | 3 | 60% | Uncertain | 0 | 0% | Disagree | 0 | 0% | Strongly Disagree | 0 | 0% |  <p>● Stron...<br/>● Agree</p>  |
| Choice            | Number  | Percentage  |        |        |            |                |   |     |       |   |     |           |   |    |          |   |    |                   |   |    |   |
| Strongly Agree    | 2   | 40%   |        |        |            |                |   |     |       |   |     |           |   |    |          |   |    |                   |   |    |   |
| Agree             | 3   | 60%   |        |        |            |                |   |     |       |   |     |           |   |    |          |   |    |                   |   |    |   |
| Uncertain         | 0   | 0%  |        |        |            |                |   |     |       |   |     |           |   |    |          |   |    |                   |   |    |   |
| Disagree          | 0   | 0%  |        |        |            |                |   |     |       |   |     |           |   |    |          |   |    |                   |   |    |   |
| Strongly Disagree | 0   | 0%  |        |        |            |                |   |     |       |   |     |           |   |    |          |   |    |                   |   |    |   |
| 8                 | The overall environment in the class was conducive to learning  | <table border="1"> <thead> <tr> <th>Choice</th> <th>Number</th> <th>Percentage</th> </tr> </thead> <tbody> <tr> <td>Strongly Agree</td> <td>2</td> <td>40%</td> </tr> <tr> <td>Agree</td> <td>3</td> <td>60%</td> </tr> <tr> <td>Uncertain</td> <td>0</td> <td>0%</td> </tr> <tr> <td>Disagree</td> <td>0</td> <td>0%</td> </tr> <tr> <td>Strongly Disagree</td> <td>0</td> <td>0%</td> </tr> </tbody> </table> | Choice | Number | Percentage | Strongly Agree | 2 | 40% | Agree | 3 | 60% | Uncertain | 0 | 0% | Disagree | 0 | 0% | Strongly Disagree | 0 | 0% |  <p>● Stron...<br/>● Agree</p> |
| Choice            | Number  | Percentage  |        |        |            |                |   |     |       |   |     |           |   |    |          |   |    |                   |   |    |   |
| Strongly Agree    | 2   | 40%   |        |        |            |                |   |     |       |   |     |           |   |    |          |   |    |                   |   |    |   |
| Agree             | 3   | 60%   |        |        |            |                |   |     |       |   |     |           |   |    |          |   |    |                   |   |    |   |
| Uncertain         | 0   | 0%  |        |        |            |                |   |     |       |   |     |           |   |    |          |   |    |                   |   |    |   |
| Disagree          | 0   | 0%  |        |        |            |                |   |     |       |   |     |           |   |    |          |   |    |                   |   |    |   |
| Strongly Disagree | 0   | 0%  |        |        |            |                |   |     |       |   |     |           |   |    |          |   |    |                   |   |    |   |
| 9                 | Classrooms were satisfactory  | <table border="1"> <thead> <tr> <th>Choice</th> <th>Number</th> <th>Percentage</th> </tr> </thead> <tbody> <tr> <td>Strongly Agree</td> <td>2</td> <td>40%</td> </tr> <tr> <td>Agree</td> <td>3</td> <td>60%</td> </tr> <tr> <td>Uncertain</td> <td>0</td> <td>0%</td> </tr> <tr> <td>Disagree</td> <td>0</td> <td>0%</td> </tr> <tr> <td>Strongly Disagree</td> <td>0</td> <td>0%</td> </tr> </tbody> </table> | Choice | Number | Percentage | Strongly Agree | 2 | 40% | Agree | 3 | 60% | Uncertain | 0 | 0% | Disagree | 0 | 0% | Strongly Disagree | 0 | 0% |  <p>● Stron...<br/>● Agree</p> |
| Choice            | Number  | Percentage  |        |        |            |                |   |     |       |   |     |           |   |    |          |   |    |                   |   |    |   |
| Strongly Agree    | 2   | 40%   |        |        |            |                |   |     |       |   |     |           |   |    |          |   |    |                   |   |    |   |
| Agree             | 3   | 60%   |        |        |            |                |   |     |       |   |     |           |   |    |          |   |    |                   |   |    |   |
| Uncertain         | 0   | 0%  |        |        |            |                |   |     |       |   |     |           |   |    |          |   |    |                   |   |    |   |
| Disagree          | 0   | 0%  |        |        |            |                |   |     |       |   |     |           |   |    |          |   |    |                   |   |    |   |
| Strongly Disagree | 0   | 0%  |        |        |            |                |   |     |       |   |     |           |   |    |          |   |    |                   |   |    |   |

| 10                | Learning materials (Lesson Plans, Course Notes etc.) were relevant and useful              | <table border="1"> <thead> <tr> <th>Choice</th> <th>Number</th> <th>Percentage</th> </tr> </thead> <tbody> <tr> <td>Strongly Agree</td> <td>1</td> <td>20%</td> </tr> <tr> <td>Agree</td> <td>3</td> <td>60%</td> </tr> <tr> <td>Uncertain</td> <td>1</td> <td>20%</td> </tr> <tr> <td>Disagree</td> <td>0</td> <td>0%</td> </tr> <tr> <td>Strongly Disagree</td> <td>0</td> <td>0%</td> </tr> </tbody> </table> | Choice | Number | Percentage | Strongly Agree | 1 | 20% | Agree | 3 | 60% | Uncertain | 1 | 20% | Disagree | 0 | 0% | Strongly Disagree | 0 | 0% | <p>A pie chart with three segments: a red segment representing 'Agree' at 60%, a blue segment representing 'Strongly Agree' at 20%, and a yellow segment representing 'Uncertain' at 20%. A legend to the right shows a blue circle for 'Stron...', a red circle for 'Agree', and a yellow circle for 'Unce...'.</p> |
|-------------------|--|--|--------|--------|------------|----------------|---|-----|-------|---|-----|-----------|---|-----|----------|---|----|-------------------|---|----|--|
| Choice            | Number   | Percentage   |        |        |            |                |   |     |       |   |     |           |   |     |          |   |    |                   |   |    |  |
| Strongly Agree    | 1  | 20%  |        |        |            |                |   |     |       |   |     |           |   |     |          |   |    |                   |   |    |  |
| Agree             | 3  | 60%  |        |        |            |                |   |     |       |   |     |           |   |     |          |   |    |                   |   |    |  |
| Uncertain         | 1  | 20%  |        |        |            |                |   |     |       |   |     |           |   |     |          |   |    |                   |   |    |  |
| Disagree          | 0  | 0%   |        |        |            |                |   |     |       |   |     |           |   |     |          |   |    |                   |   |    |  |
| Strongly Disagree | 0  | 0%   |        |        |            |                |   |     |       |   |     |           |   |     |          |   |    |                   |   |    |  |
| 11                | Recommended reading Books etc. were relevant and appropriate                               | <table border="1"> <thead> <tr> <th>Choice</th> <th>Number</th> <th>Percentage</th> </tr> </thead> <tbody> <tr> <td>Strongly Agree</td> <td>3</td> <td>60%</td> </tr> <tr> <td>Agree</td> <td>2</td> <td>40%</td> </tr> <tr> <td>Uncertain</td> <td>0</td> <td>0%</td> </tr> <tr> <td>Disagree</td> <td>0</td> <td>0%</td> </tr> <tr> <td>Strongly Disagree</td> <td>0</td> <td>0%</td> </tr> </tbody> </table>  | Choice | Number | Percentage | Strongly Agree | 3 | 60% | Agree | 2 | 40% | Uncertain | 0 | 0%  | Disagree | 0 | 0% | Strongly Disagree | 0 | 0% | <p>A pie chart with two segments: a blue segment representing 'Strongly Agree' at 60% and a red segment representing 'Agree' at 40%. A legend to the right shows a blue circle for 'Stron...' and a red circle for 'Agree'.</p>  |
| Choice            | Number   | Percentage   |        |        |            |                |   |     |       |   |     |           |   |     |          |   |    |                   |   |    |  |
| Strongly Agree    | 3  | 60%  |        |        |            |                |   |     |       |   |     |           |   |     |          |   |    |                   |   |    |  |
| Agree             | 2  | 40%  |        |        |            |                |   |     |       |   |     |           |   |     |          |   |    |                   |   |    |  |
| Uncertain         | 0  | 0%   |        |        |            |                |   |     |       |   |     |           |   |     |          |   |    |                   |   |    |  |
| Disagree          | 0  | 0%   |        |        |            |                |   |     |       |   |     |           |   |     |          |   |    |                   |   |    |  |
| Strongly Disagree | 0  | 0%   |        |        |            |                |   |     |       |   |     |           |   |     |          |   |    |                   |   |    |  |
| 12                | The provision of learning resources in the library was adequate and appropriate            | <table border="1"> <thead> <tr> <th>Choice</th> <th>Number</th> <th>Percentage</th> </tr> </thead> <tbody> <tr> <td>Strongly Agree</td> <td>2</td> <td>40%</td> </tr> <tr> <td>Agree</td> <td>3</td> <td>60%</td> </tr> <tr> <td>Uncertain</td> <td>0</td> <td>0%</td> </tr> <tr> <td>Disagree</td> <td>0</td> <td>0%</td> </tr> <tr> <td>Strongly Disagree</td> <td>0</td> <td>0%</td> </tr> </tbody> </table>  | Choice | Number | Percentage | Strongly Agree | 2 | 40% | Agree | 3 | 60% | Uncertain | 0 | 0%  | Disagree | 0 | 0% | Strongly Disagree | 0 | 0% | <p>A pie chart with two segments: a blue segment representing 'Strongly Agree' at 40% and a red segment representing 'Agree' at 60%. A legend to the right shows a blue circle for 'Stron...' and a red circle for 'Agree'.</p>  |
| Choice            | Number   | Percentage   |        |        |            |                |   |     |       |   |     |           |   |     |          |   |    |                   |   |    |  |
| Strongly Agree    | 2  | 40%  |        |        |            |                |   |     |       |   |     |           |   |     |          |   |    |                   |   |    |  |
| Agree             | 3  | 60%  |        |        |            |                |   |     |       |   |     |           |   |     |          |   |    |                   |   |    |  |
| Uncertain         | 0  | 0%   |        |        |            |                |   |     |       |   |     |           |   |     |          |   |    |                   |   |    |  |
| Disagree          | 0  | 0%   |        |        |            |                |   |     |       |   |     |           |   |     |          |   |    |                   |   |    |  |
| Strongly Disagree | 0  | 0%   |        |        |            |                |   |     |       |   |     |           |   |     |          |   |    |                   |   |    |  |
| 13                | The provision of learning resources on the Web was adequate and appropriate ( if relevant) | <table border="1"> <thead> <tr> <th>Choice</th> <th>Number</th> <th>Percentage</th> </tr> </thead> <tbody> <tr> <td>Strongly Agree</td> <td>2</td> <td>40%</td> </tr> <tr> <td>Agree</td> <td>3</td> <td>60%</td> </tr> <tr> <td>Uncertain</td> <td>0</td> <td>0%</td> </tr> <tr> <td>Disagree</td> <td>0</td> <td>0%</td> </tr> <tr> <td>Strongly Disagree</td> <td>0</td> <td>0%</td> </tr> </tbody> </table>  | Choice | Number | Percentage | Strongly Agree | 2 | 40% | Agree | 3 | 60% | Uncertain | 0 | 0%  | Disagree | 0 | 0% | Strongly Disagree | 0 | 0% | <p>A pie chart with two segments: a blue segment representing 'Strongly Agree' at 40% and a red segment representing 'Agree' at 60%. A legend to the right shows a blue circle for 'Stron...' and a red circle for 'Agree'.</p>  |
| Choice            | Number   | Percentage   |        |        |            |                |   |     |       |   |     |           |   |     |          |   |    |                   |   |    |  |
| Strongly Agree    | 2  | 40%  |        |        |            |                |   |     |       |   |     |           |   |     |          |   |    |                   |   |    |  |
| Agree             | 3  | 60%  |        |        |            |                |   |     |       |   |     |           |   |     |          |   |    |                   |   |    |  |
| Uncertain         | 0  | 0%   |        |        |            |                |   |     |       |   |     |           |   |     |          |   |    |                   |   |    |  |
| Disagree          | 0  | 0%   |        |        |            |                |   |     |       |   |     |           |   |     |          |   |    |                   |   |    |  |
| Strongly Disagree | 0  | 0%   |        |        |            |                |   |     |       |   |     |           |   |     |          |   |    |                   |   |    |  |
| 14                | The Course stimulated my interest and thought on the subject area                          | <table border="1"> <thead> <tr> <th>Choice</th> <th>Number</th> <th>Percentage</th> </tr> </thead> <tbody> <tr> <td>Strongly Agree</td> <td>2</td> <td>40%</td> </tr> <tr> <td>Agree</td> <td>3</td> <td>60%</td> </tr> <tr> <td>Uncertain</td> <td>0</td> <td>0%</td> </tr> <tr> <td>Disagree</td> <td>0</td> <td>0%</td> </tr> <tr> <td>Strongly Disagree</td> <td>0</td> <td>0%</td> </tr> </tbody> </table>  | Choice | Number | Percentage | Strongly Agree | 2 | 40% | Agree | 3 | 60% | Uncertain | 0 | 0%  | Disagree | 0 | 0% | Strongly Disagree | 0 | 0% | <p>A pie chart with two segments: a blue segment representing 'Strongly Agree' at 40% and a red segment representing 'Agree' at 60%. A legend to the right shows a blue circle for 'Stron...' and a red circle for 'Agree'.</p>  |
| Choice            | Number   | Percentage   |        |        |            |                |   |     |       |   |     |           |   |     |          |   |    |                   |   |    |  |
| Strongly Agree    | 2  | 40%  |        |        |            |                |   |     |       |   |     |           |   |     |          |   |    |                   |   |    |  |
| Agree             | 3  | 60%  |        |        |            |                |   |     |       |   |     |           |   |     |          |   |    |                   |   |    |  |
| Uncertain         | 0  | 0%   |        |        |            |                |   |     |       |   |     |           |   |     |          |   |    |                   |   |    |  |
| Disagree          | 0  | 0%   |        |        |            |                |   |     |       |   |     |           |   |     |          |   |    |                   |   |    |  |
| Strongly Disagree | 0  | 0%   |        |        |            |                |   |     |       |   |     |           |   |     |          |   |    |                   |   |    |  |

| 15                | The pace of the Course was appropriate    | <table border="1"> <thead> <tr> <th>Choice</th> <th>Number</th> <th>Percentage</th> </tr> </thead> <tbody> <tr> <td>Strongly Agree</td> <td>2</td> <td>40%</td> </tr> <tr> <td>Agree</td> <td>3</td> <td>60%</td> </tr> <tr> <td>Uncertain</td> <td>0</td> <td>0%</td> </tr> <tr> <td>Disagree</td> <td>0</td> <td>0%</td> </tr> <tr> <td>Strongly Disagree</td> <td>0</td> <td>0%</td> </tr> </tbody> </table> | Choice | Number | Percentage | Strongly Agree | 2 | 40% | Agree | 3 | 60% | Uncertain | 0 | 0% | Disagree | 0 | 0% | Strongly Disagree | 0 | 0% |  <p>● Stron...<br/>● Agree</p>    |
|-------------------|---|---|--------|--------|------------|----------------|---|-----|-------|---|-----|-----------|---|----|----------|---|----|-------------------|---|----|---|
| Choice            | Number                                    | Percentage  |        |        |            |                |   |     |       |   |     |           |   |    |          |   |    |                   |   |    |   |
| Strongly Agree    | 2   | 40%   |        |        |            |                |   |     |       |   |     |           |   |    |          |   |    |                   |   |    |   |
| Agree             | 3   | 60%   |        |        |            |                |   |     |       |   |     |           |   |    |          |   |    |                   |   |    |   |
| Uncertain         | 0   | 0%  |        |        |            |                |   |     |       |   |     |           |   |    |          |   |    |                   |   |    |   |
| Disagree          | 0   | 0%  |        |        |            |                |   |     |       |   |     |           |   |    |          |   |    |                   |   |    |   |
| Strongly Disagree | 0   | 0%  |        |        |            |                |   |     |       |   |     |           |   |    |          |   |    |                   |   |    |   |
| 16                | Ideas and concepts were presented clearly | <table border="1"> <thead> <tr> <th>Choice</th> <th>Number</th> <th>Percentage</th> </tr> </thead> <tbody> <tr> <td>Strongly Agree</td> <td>2</td> <td>40%</td> </tr> <tr> <td>Agree</td> <td>3</td> <td>60%</td> </tr> <tr> <td>Uncertain</td> <td>0</td> <td>0%</td> </tr> <tr> <td>Disagree</td> <td>0</td> <td>0%</td> </tr> <tr> <td>Strongly Disagree</td> <td>0</td> <td>0%</td> </tr> </tbody> </table> | Choice | Number | Percentage | Strongly Agree | 2 | 40% | Agree | 3 | 60% | Uncertain | 0 | 0% | Disagree | 0 | 0% | Strongly Disagree | 0 | 0% |  <p>● Stron...<br/>● Agree</p>   |
| Choice            | Number                                    | Percentage  |        |        |            |                |   |     |       |   |     |           |   |    |          |   |    |                   |   |    |   |
| Strongly Agree    | 2   | 40%   |        |        |            |                |   |     |       |   |     |           |   |    |          |   |    |                   |   |    |   |
| Agree             | 3   | 60%   |        |        |            |                |   |     |       |   |     |           |   |    |          |   |    |                   |   |    |   |
| Uncertain         | 0   | 0%  |        |        |            |                |   |     |       |   |     |           |   |    |          |   |    |                   |   |    |   |
| Disagree          | 0   | 0%  |        |        |            |                |   |     |       |   |     |           |   |    |          |   |    |                   |   |    |   |
| Strongly Disagree | 0   | 0%  |        |        |            |                |   |     |       |   |     |           |   |    |          |   |    |                   |   |    |   |
| 17                | The method of assessment were reasonable  | <table border="1"> <thead> <tr> <th>Choice</th> <th>Number</th> <th>Percentage</th> </tr> </thead> <tbody> <tr> <td>Strongly Agree</td> <td>3</td> <td>60%</td> </tr> <tr> <td>Agree</td> <td>2</td> <td>40%</td> </tr> <tr> <td>Uncertain</td> <td>0</td> <td>0%</td> </tr> <tr> <td>Disagree</td> <td>0</td> <td>0%</td> </tr> <tr> <td>Strongly Disagree</td> <td>0</td> <td>0%</td> </tr> </tbody> </table> | Choice | Number | Percentage | Strongly Agree | 3 | 60% | Agree | 2 | 40% | Uncertain | 0 | 0% | Disagree | 0 | 0% | Strongly Disagree | 0 | 0% |  <p>● Stron...<br/>● Agree</p>  |
| Choice            | Number                                    | Percentage  |        |        |            |                |   |     |       |   |     |           |   |    |          |   |    |                   |   |    |   |
| Strongly Agree    | 3   | 60%   |        |        |            |                |   |     |       |   |     |           |   |    |          |   |    |                   |   |    |   |
| Agree             | 2   | 40%   |        |        |            |                |   |     |       |   |     |           |   |    |          |   |    |                   |   |    |   |
| Uncertain         | 0   | 0%  |        |        |            |                |   |     |       |   |     |           |   |    |          |   |    |                   |   |    |   |
| Disagree          | 0   | 0%  |        |        |            |                |   |     |       |   |     |           |   |    |          |   |    |                   |   |    |   |
| Strongly Disagree | 0   | 0%  |        |        |            |                |   |     |       |   |     |           |   |    |          |   |    |                   |   |    |   |
| 18                | Feedback on assessment was timely         | <table border="1"> <thead> <tr> <th>Choice</th> <th>Number</th> <th>Percentage</th> </tr> </thead> <tbody> <tr> <td>Strongly Agree</td> <td>3</td> <td>60%</td> </tr> <tr> <td>Agree</td> <td>2</td> <td>40%</td> </tr> <tr> <td>Uncertain</td> <td>0</td> <td>0%</td> </tr> <tr> <td>Disagree</td> <td>0</td> <td>0%</td> </tr> <tr> <td>Strongly Disagree</td> <td>0</td> <td>0%</td> </tr> </tbody> </table> | Choice | Number | Percentage | Strongly Agree | 3 | 60% | Agree | 2 | 40% | Uncertain | 0 | 0% | Disagree | 0 | 0% | Strongly Disagree | 0 | 0% |  <p>● Stron...<br/>● Agree</p> |
| Choice            | Number                                    | Percentage  |        |        |            |                |   |     |       |   |     |           |   |    |          |   |    |                   |   |    |   |
| Strongly Agree    | 3   | 60%   |        |        |            |                |   |     |       |   |     |           |   |    |          |   |    |                   |   |    |   |
| Agree             | 2   | 40%   |        |        |            |                |   |     |       |   |     |           |   |    |          |   |    |                   |   |    |   |
| Uncertain         | 0   | 0%  |        |        |            |                |   |     |       |   |     |           |   |    |          |   |    |                   |   |    |   |
| Disagree          | 0   | 0%  |        |        |            |                |   |     |       |   |     |           |   |    |          |   |    |                   |   |    |   |
| Strongly Disagree | 0   | 0%  |        |        |            |                |   |     |       |   |     |           |   |    |          |   |    |                   |   |    |   |
| 19                | Feedback on assessment was helpful        | <table border="1"> <thead> <tr> <th>Choice</th> <th>Number</th> <th>Percentage</th> </tr> </thead> <tbody> <tr> <td>Strongly Agree</td> <td>2</td> <td>40%</td> </tr> <tr> <td>Agree</td> <td>3</td> <td>60%</td> </tr> <tr> <td>Uncertain</td> <td>0</td> <td>0%</td> </tr> <tr> <td>Disagree</td> <td>0</td> <td>0%</td> </tr> <tr> <td>Strongly Disagree</td> <td>0</td> <td>0%</td> </tr> </tbody> </table> | Choice | Number | Percentage | Strongly Agree | 2 | 40% | Agree | 3 | 60% | Uncertain | 0 | 0% | Disagree | 0 | 0% | Strongly Disagree | 0 | 0% |  <p>● Stron...<br/>● Agree</p> |
| Choice            | Number                                    | Percentage  |        |        |            |                |   |     |       |   |     |           |   |    |          |   |    |                   |   |    |   |
| Strongly Agree    | 2   | 40%   |        |        |            |                |   |     |       |   |     |           |   |    |          |   |    |                   |   |    |   |
| Agree             | 3   | 60%   |        |        |            |                |   |     |       |   |     |           |   |    |          |   |    |                   |   |    |   |
| Uncertain         | 0   | 0%  |        |        |            |                |   |     |       |   |     |           |   |    |          |   |    |                   |   |    |   |
| Disagree          | 0   | 0%  |        |        |            |                |   |     |       |   |     |           |   |    |          |   |    |                   |   |    |   |
| Strongly Disagree | 0   | 0%  |        |        |            |                |   |     |       |   |     |           |   |    |          |   |    |                   |   |    |   |

| 20                | I understood the lectures                                   | <table border="1"> <thead> <tr> <th>Choice</th> <th>Number</th> <th>Percentage</th> </tr> </thead> <tbody> <tr> <td>Strongly Agree</td> <td>3</td> <td>60%</td> </tr> <tr> <td>Agree</td> <td>2</td> <td>40%</td> </tr> <tr> <td>Uncertain</td> <td>0</td> <td>0%</td> </tr> <tr> <td>Disagree</td> <td>0</td> <td>0%</td> </tr> <tr> <td>Strongly Disagree</td> <td>0</td> <td>0%</td> </tr> </tbody> </table> | Choice | Number | Percentage | Strongly Agree | 3 | 60% | Agree | 2 | 40% | Uncertain | 0 | 0% | Disagree | 0 | 0% | Strongly Disagree | 0 | 0% |  <p>● Stron...<br/>● Agree</p>    |
|-------------------|---|---|--------|--------|------------|----------------|---|-----|-------|---|-----|-----------|---|----|----------|---|----|-------------------|---|----|---|
| Choice            | Number  | Percentage  |        |        |            |                |   |     |       |   |     |           |   |    |          |   |    |                   |   |    |   |
| Strongly Agree    | 3   | 60%   |        |        |            |                |   |     |       |   |     |           |   |    |          |   |    |                   |   |    |   |
| Agree             | 2   | 40%   |        |        |            |                |   |     |       |   |     |           |   |    |          |   |    |                   |   |    |   |
| Uncertain         | 0   | 0%  |        |        |            |                |   |     |       |   |     |           |   |    |          |   |    |                   |   |    |   |
| Disagree          | 0   | 0%  |        |        |            |                |   |     |       |   |     |           |   |    |          |   |    |                   |   |    |   |
| Strongly Disagree | 0   | 0%  |        |        |            |                |   |     |       |   |     |           |   |    |          |   |    |                   |   |    |   |
| 21                | The material was well organized and presented               | <table border="1"> <thead> <tr> <th>Choice</th> <th>Number</th> <th>Percentage</th> </tr> </thead> <tbody> <tr> <td>Strongly Agree</td> <td>2</td> <td>40%</td> </tr> <tr> <td>Agree</td> <td>3</td> <td>60%</td> </tr> <tr> <td>Uncertain</td> <td>0</td> <td>0%</td> </tr> <tr> <td>Disagree</td> <td>0</td> <td>0%</td> </tr> <tr> <td>Strongly Disagree</td> <td>0</td> <td>0%</td> </tr> </tbody> </table> | Choice | Number | Percentage | Strongly Agree | 2 | 40% | Agree | 3 | 60% | Uncertain | 0 | 0% | Disagree | 0 | 0% | Strongly Disagree | 0 | 0% |  <p>● Stron...<br/>● Agree</p>   |
| Choice            | Number  | Percentage  |        |        |            |                |   |     |       |   |     |           |   |    |          |   |    |                   |   |    |   |
| Strongly Agree    | 2   | 40%   |        |        |            |                |   |     |       |   |     |           |   |    |          |   |    |                   |   |    |   |
| Agree             | 3   | 60%   |        |        |            |                |   |     |       |   |     |           |   |    |          |   |    |                   |   |    |   |
| Uncertain         | 0   | 0%  |        |        |            |                |   |     |       |   |     |           |   |    |          |   |    |                   |   |    |   |
| Disagree          | 0   | 0%  |        |        |            |                |   |     |       |   |     |           |   |    |          |   |    |                   |   |    |   |
| Strongly Disagree | 0   | 0%  |        |        |            |                |   |     |       |   |     |           |   |    |          |   |    |                   |   |    |   |
| 22                | The instructor was responsive to student needs and problems | <table border="1"> <thead> <tr> <th>Choice</th> <th>Number</th> <th>Percentage</th> </tr> </thead> <tbody> <tr> <td>Strongly Agree</td> <td>3</td> <td>60%</td> </tr> <tr> <td>Agree</td> <td>2</td> <td>40%</td> </tr> <tr> <td>Uncertain</td> <td>0</td> <td>0%</td> </tr> <tr> <td>Disagree</td> <td>0</td> <td>0%</td> </tr> <tr> <td>Strongly Disagree</td> <td>0</td> <td>0%</td> </tr> </tbody> </table> | Choice | Number | Percentage | Strongly Agree | 3 | 60% | Agree | 2 | 40% | Uncertain | 0 | 0% | Disagree | 0 | 0% | Strongly Disagree | 0 | 0% |  <p>● Stron...<br/>● Agree</p>  |
| Choice            | Number  | Percentage  |        |        |            |                |   |     |       |   |     |           |   |    |          |   |    |                   |   |    |   |
| Strongly Agree    | 3   | 60%   |        |        |            |                |   |     |       |   |     |           |   |    |          |   |    |                   |   |    |   |
| Agree             | 2   | 40%   |        |        |            |                |   |     |       |   |     |           |   |    |          |   |    |                   |   |    |   |
| Uncertain         | 0   | 0%  |        |        |            |                |   |     |       |   |     |           |   |    |          |   |    |                   |   |    |   |
| Disagree          | 0   | 0%  |        |        |            |                |   |     |       |   |     |           |   |    |          |   |    |                   |   |    |   |
| Strongly Disagree | 0   | 0%  |        |        |            |                |   |     |       |   |     |           |   |    |          |   |    |                   |   |    |   |
| 23                | Had the instructor been regular throughout the course       | <table border="1"> <thead> <tr> <th>Choice</th> <th>Number</th> <th>Percentage</th> </tr> </thead> <tbody> <tr> <td>Strongly Agree</td> <td>2</td> <td>40%</td> </tr> <tr> <td>Agree</td> <td>3</td> <td>60%</td> </tr> <tr> <td>Uncertain</td> <td>0</td> <td>0%</td> </tr> <tr> <td>Disagree</td> <td>0</td> <td>0%</td> </tr> <tr> <td>Strongly Disagree</td> <td>0</td> <td>0%</td> </tr> </tbody> </table> | Choice | Number | Percentage | Strongly Agree | 2 | 40% | Agree | 3 | 60% | Uncertain | 0 | 0% | Disagree | 0 | 0% | Strongly Disagree | 0 | 0% |  <p>● Stron...<br/>● Agree</p> |
| Choice            | Number  | Percentage  |        |        |            |                |   |     |       |   |     |           |   |    |          |   |    |                   |   |    |   |
| Strongly Agree    | 2   | 40%   |        |        |            |                |   |     |       |   |     |           |   |    |          |   |    |                   |   |    |   |
| Agree             | 3   | 60%   |        |        |            |                |   |     |       |   |     |           |   |    |          |   |    |                   |   |    |   |
| Uncertain         | 0   | 0%  |        |        |            |                |   |     |       |   |     |           |   |    |          |   |    |                   |   |    |   |
| Disagree          | 0   | 0%  |        |        |            |                |   |     |       |   |     |           |   |    |          |   |    |                   |   |    |   |
| Strongly Disagree | 0   | 0%  |        |        |            |                |   |     |       |   |     |           |   |    |          |   |    |                   |   |    |   |
| 24                | The material in the tutorials was useful                    | <table border="1"> <thead> <tr> <th>Choice</th> <th>Number</th> <th>Percentage</th> </tr> </thead> <tbody> <tr> <td>Strongly Agree</td> <td>3</td> <td>60%</td> </tr> <tr> <td>Agree</td> <td>2</td> <td>40%</td> </tr> <tr> <td>Uncertain</td> <td>0</td> <td>0%</td> </tr> <tr> <td>Disagree</td> <td>0</td> <td>0%</td> </tr> <tr> <td>Strongly Disagree</td> <td>0</td> <td>0%</td> </tr> </tbody> </table> | Choice | Number | Percentage | Strongly Agree | 3 | 60% | Agree | 2 | 40% | Uncertain | 0 | 0% | Disagree | 0 | 0% | Strongly Disagree | 0 | 0% |  <p>● Stron...<br/>● Agree</p> |
| Choice            | Number  | Percentage  |        |        |            |                |   |     |       |   |     |           |   |    |          |   |    |                   |   |    |   |
| Strongly Agree    | 3   | 60%   |        |        |            |                |   |     |       |   |     |           |   |    |          |   |    |                   |   |    |   |
| Agree             | 2   | 40%   |        |        |            |                |   |     |       |   |     |           |   |    |          |   |    |                   |   |    |   |
| Uncertain         | 0   | 0%  |        |        |            |                |   |     |       |   |     |           |   |    |          |   |    |                   |   |    |   |
| Disagree          | 0   | 0%  |        |        |            |                |   |     |       |   |     |           |   |    |          |   |    |                   |   |    |   |
| Strongly Disagree | 0   | 0%  |        |        |            |                |   |     |       |   |     |           |   |    |          |   |    |                   |   |    |   |











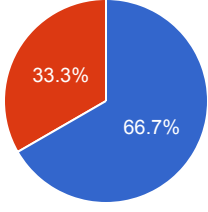

| 25                | I was happy with the amount of work needed for tutorials   | <table border="1"> <thead> <tr> <th>Choice</th> <th>Number</th> <th>Percentage</th> </tr> </thead> <tbody> <tr> <td>Strongly Agree</td> <td>2</td> <td>40%</td> </tr> <tr> <td>Agree</td> <td>3</td> <td>60%</td> </tr> <tr> <td>Uncertain</td> <td>0</td> <td>0%</td> </tr> <tr> <td>Disagree</td> <td>0</td> <td>0%</td> </tr> <tr> <td>Strongly Disagree</td> <td>0</td> <td>0%</td> </tr> </tbody> </table> | Choice | Number | Percentage | Strongly Agree | 2 | 40% | Agree | 3 | 60% | Uncertain | 0 | 0% | Disagree | 0 | 0% | Strongly Disagree | 0 | 0% |  <p>● Stron...<br/>● Agree</p>    |
|-------------------|--|---|--------|--------|------------|----------------|---|-----|-------|---|-----|-----------|---|----|----------|---|----|-------------------|---|----|---|
| Choice            | Number   | Percentage  |        |        |            |                |   |     |       |   |     |           |   |    |          |   |    |                   |   |    |   |
| Strongly Agree    | 2  | 40%   |        |        |            |                |   |     |       |   |     |           |   |    |          |   |    |                   |   |    |   |
| Agree             | 3  | 60%   |        |        |            |                |   |     |       |   |     |           |   |    |          |   |    |                   |   |    |   |
| Uncertain         | 0  | 0%  |        |        |            |                |   |     |       |   |     |           |   |    |          |   |    |                   |   |    |   |
| Disagree          | 0  | 0%  |        |        |            |                |   |     |       |   |     |           |   |    |          |   |    |                   |   |    |   |
| Strongly Disagree | 0  | 0%  |        |        |            |                |   |     |       |   |     |           |   |    |          |   |    |                   |   |    |   |
| 26                | The tutor dealt effectively with my problems   | <table border="1"> <thead> <tr> <th>Choice</th> <th>Number</th> <th>Percentage</th> </tr> </thead> <tbody> <tr> <td>Strongly Agree</td> <td>3</td> <td>60%</td> </tr> <tr> <td>Agree</td> <td>2</td> <td>40%</td> </tr> <tr> <td>Uncertain</td> <td>0</td> <td>0%</td> </tr> <tr> <td>Disagree</td> <td>0</td> <td>0%</td> </tr> <tr> <td>Strongly Disagree</td> <td>0</td> <td>0%</td> </tr> </tbody> </table> | Choice | Number | Percentage | Strongly Agree | 3 | 60% | Agree | 2 | 40% | Uncertain | 0 | 0% | Disagree | 0 | 0% | Strongly Disagree | 0 | 0% |  <p>● Stron...<br/>● Agree</p>   |
| Choice            | Number   | Percentage  |        |        |            |                |   |     |       |   |     |           |   |    |          |   |    |                   |   |    |   |
| Strongly Agree    | 3  | 60%   |        |        |            |                |   |     |       |   |     |           |   |    |          |   |    |                   |   |    |   |
| Agree             | 2  | 40%   |        |        |            |                |   |     |       |   |     |           |   |    |          |   |    |                   |   |    |   |
| Uncertain         | 0  | 0%  |        |        |            |                |   |     |       |   |     |           |   |    |          |   |    |                   |   |    |   |
| Disagree          | 0  | 0%  |        |        |            |                |   |     |       |   |     |           |   |    |          |   |    |                   |   |    |   |
| Strongly Disagree | 0  | 0%  |        |        |            |                |   |     |       |   |     |           |   |    |          |   |    |                   |   |    |   |
| 27                | The material in the practicals was useful  | <table border="1"> <thead> <tr> <th>Choice</th> <th>Number</th> <th>Percentage</th> </tr> </thead> <tbody> <tr> <td>Strongly Agree</td> <td>3</td> <td>60%</td> </tr> <tr> <td>Agree</td> <td>2</td> <td>40%</td> </tr> <tr> <td>Uncertain</td> <td>0</td> <td>0%</td> </tr> <tr> <td>Disagree</td> <td>0</td> <td>0%</td> </tr> <tr> <td>Strongly Disagree</td> <td>0</td> <td>0%</td> </tr> </tbody> </table> | Choice | Number | Percentage | Strongly Agree | 3 | 60% | Agree | 2 | 40% | Uncertain | 0 | 0% | Disagree | 0 | 0% | Strongly Disagree | 0 | 0% |  <p>● Stron...<br/>● Agree</p>  |
| Choice            | Number   | Percentage  |        |        |            |                |   |     |       |   |     |           |   |    |          |   |    |                   |   |    |   |
| Strongly Agree    | 3  | 60%   |        |        |            |                |   |     |       |   |     |           |   |    |          |   |    |                   |   |    |   |
| Agree             | 2  | 40%   |        |        |            |                |   |     |       |   |     |           |   |    |          |   |    |                   |   |    |   |
| Uncertain         | 0  | 0%  |        |        |            |                |   |     |       |   |     |           |   |    |          |   |    |                   |   |    |   |
| Disagree          | 0  | 0%  |        |        |            |                |   |     |       |   |     |           |   |    |          |   |    |                   |   |    |   |
| Strongly Disagree | 0  | 0%  |        |        |            |                |   |     |       |   |     |           |   |    |          |   |    |                   |   |    |   |
| 28                | The demonstrators dealt effectively with my problems   | <table border="1"> <thead> <tr> <th>Choice</th> <th>Number</th> <th>Percentage</th> </tr> </thead> <tbody> <tr> <td>Strongly Agree</td> <td>3</td> <td>60%</td> </tr> <tr> <td>Agree</td> <td>2</td> <td>40%</td> </tr> <tr> <td>Uncertain</td> <td>0</td> <td>0%</td> </tr> <tr> <td>Disagree</td> <td>0</td> <td>0%</td> </tr> <tr> <td>Strongly Disagree</td> <td>0</td> <td>0%</td> </tr> </tbody> </table> | Choice | Number | Percentage | Strongly Agree | 3 | 60% | Agree | 2 | 40% | Uncertain | 0 | 0% | Disagree | 0 | 0% | Strongly Disagree | 0 | 0% |  <p>● Stron...<br/>● Agree</p> |
| Choice            | Number   | Percentage  |        |        |            |                |   |     |       |   |     |           |   |    |          |   |    |                   |   |    |   |
| Strongly Agree    | 3  | 60%   |        |        |            |                |   |     |       |   |     |           |   |    |          |   |    |                   |   |    |   |
| Agree             | 2  | 40%   |        |        |            |                |   |     |       |   |     |           |   |    |          |   |    |                   |   |    |   |
| Uncertain         | 0  | 0%  |        |        |            |                |   |     |       |   |     |           |   |    |          |   |    |                   |   |    |   |
| Disagree          | 0  | 0%  |        |        |            |                |   |     |       |   |     |           |   |    |          |   |    |                   |   |    |   |
| Strongly Disagree | 0  | 0%  |        |        |            |                |   |     |       |   |     |           |   |    |          |   |    |                   |   |    |   |
| 29                | The best features of the Course were   | good<br>no comment<br>Agree<br>Agree  |        |        |            |                |   |     |       |   |     |           |   |    |          |   |    |                   |   |    |   |
| 30                | The Course could have been improved by   | No<br>no comment<br>Agree<br>Agree  |        |        |            |                |   |     |       |   |     |           |   |    |          |   |    |                   |   |    |   |
| 31                | The University does not tolerate discrimination on any irrelevant distinction (e.g. race, age, gender) and is committed to work with diversity in a wholly positive way. Please indicate below anything in relation to this Course which may run counter to this objective | no comment<br>Agree<br>Agree  |        |        |            |                |   |     |       |   |     |           |   |    |          |   |    |                   |   |    |   |













# Course Evaluation - Program: 0250

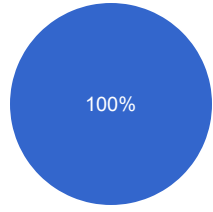
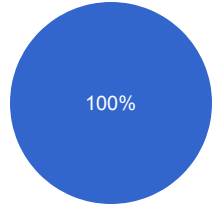

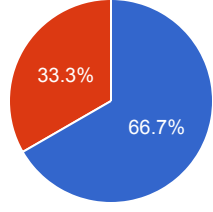
| Teacher Name: MUHAMMAD NAUMAN HABIB |  | Course ID: HRM-202<br>Course Title: Human Resource Management   |        | Session: 2017 Fall |            |                |   |      |       |   |    |           |   |    |          |   |    |                   |   |    |  |  |  |
|-------------------------------------|--|---|--------|--------------------|------------|----------------|---|------|-------|---|----|-----------|---|----|----------|---|----|-------------------|---|----|--|--|--|
| Shift: Morning -- Section:          |  | Total Strength: 5   |        | Attempted: 3       |            |                |   |      |       |   |    |           |   |    |          |   |    |                   |   |    |  |  |  |
| S.No                                | Question   | Opinions  |        |                    | Chart      |                |   |      |       |   |    |           |   |    |          |   |    |                   |   |    |  |  |  |
| 1                                   | The course objectives were clear   | <table border="1"> <thead> <tr> <th>Choice</th> <th>Number</th> <th>Percentage</th> </tr> </thead> <tbody> <tr> <td>Strongly Agree</td> <td>3</td> <td>100%</td> </tr> <tr> <td>Agree</td> <td>0</td> <td>0%</td> </tr> <tr> <td>Uncertain</td> <td>0</td> <td>0%</td> </tr> <tr> <td>Disagree</td> <td>0</td> <td>0%</td> </tr> <tr> <td>Strongly Disagree</td> <td>0</td> <td>0%</td> </tr> </tbody> </table> | Choice | Number             | Percentage | Strongly Agree | 3 | 100% | Agree | 0 | 0% | Uncertain | 0 | 0% | Disagree | 0 | 0% | Strongly Disagree | 0 | 0% | <p>A pie chart representing the distribution of responses for the question 'The course objectives were clear'. The chart is a single solid blue circle with the text '100%' centered inside it. To the right of the chart is a legend consisting of a small blue circle followed by the text 'Stron...'. The data table indicates that 3 out of 3 respondents (100%) chose 'Strongly Agree'.</p>   |  |  |
| Choice                              | Number   | Percentage  |        |                    |            |                |   |      |       |   |    |           |   |    |          |   |    |                   |   |    |  |  |  |
| Strongly Agree                      | 3  | 100%  |        |                    |            |                |   |      |       |   |    |           |   |    |          |   |    |                   |   |    |  |  |  |
| Agree                               | 0  | 0%  |        |                    |            |                |   |      |       |   |    |           |   |    |          |   |    |                   |   |    |  |  |  |
| Uncertain                           | 0  | 0%  |        |                    |            |                |   |      |       |   |    |           |   |    |          |   |    |                   |   |    |  |  |  |
| Disagree                            | 0  | 0%  |        |                    |            |                |   |      |       |   |    |           |   |    |          |   |    |                   |   |    |  |  |  |
| Strongly Disagree                   | 0  | 0%  |        |                    |            |                |   |      |       |   |    |           |   |    |          |   |    |                   |   |    |  |  |  |
| 2                                   | The Course workload was manageable   | <table border="1"> <thead> <tr> <th>Choice</th> <th>Number</th> <th>Percentage</th> </tr> </thead> <tbody> <tr> <td>Strongly Agree</td> <td>3</td> <td>100%</td> </tr> <tr> <td>Agree</td> <td>0</td> <td>0%</td> </tr> <tr> <td>Uncertain</td> <td>0</td> <td>0%</td> </tr> <tr> <td>Disagree</td> <td>0</td> <td>0%</td> </tr> <tr> <td>Strongly Disagree</td> <td>0</td> <td>0%</td> </tr> </tbody> </table> | Choice | Number             | Percentage | Strongly Agree | 3 | 100% | Agree | 0 | 0% | Uncertain | 0 | 0% | Disagree | 0 | 0% | Strongly Disagree | 0 | 0% | <p>A pie chart representing the distribution of responses for the question 'The Course workload was manageable'. The chart is a single solid blue circle with the text '100%' centered inside it. To the right of the chart is a legend consisting of a small blue circle followed by the text 'Stron...'. The data table indicates that 3 out of 3 respondents (100%) chose 'Strongly Agree'.</p>   |  |  |
| Choice                              | Number   | Percentage  |        |                    |            |                |   |      |       |   |    |           |   |    |          |   |    |                   |   |    |  |  |  |
| Strongly Agree                      | 3  | 100%  |        |                    |            |                |   |      |       |   |    |           |   |    |          |   |    |                   |   |    |  |  |  |
| Agree                               | 0  | 0%  |        |                    |            |                |   |      |       |   |    |           |   |    |          |   |    |                   |   |    |  |  |  |
| Uncertain                           | 0  | 0%  |        |                    |            |                |   |      |       |   |    |           |   |    |          |   |    |                   |   |    |  |  |  |
| Disagree                            | 0  | 0%  |        |                    |            |                |   |      |       |   |    |           |   |    |          |   |    |                   |   |    |  |  |  |
| Strongly Disagree                   | 0  | 0%  |        |                    |            |                |   |      |       |   |    |           |   |    |          |   |    |                   |   |    |  |  |  |
| 3                                   | The Course was well organized (e.g. timely access to materials, notification of changes, etc.) | <table border="1"> <thead> <tr> <th>Choice</th> <th>Number</th> <th>Percentage</th> </tr> </thead> <tbody> <tr> <td>Strongly Agree</td> <td>3</td> <td>100%</td> </tr> <tr> <td>Agree</td> <td>0</td> <td>0%</td> </tr> <tr> <td>Uncertain</td> <td>0</td> <td>0%</td> </tr> <tr> <td>Disagree</td> <td>0</td> <td>0%</td> </tr> <tr> <td>Strongly Disagree</td> <td>0</td> <td>0%</td> </tr> </tbody> </table> | Choice | Number             | Percentage | Strongly Agree | 3 | 100% | Agree | 0 | 0% | Uncertain | 0 | 0% | Disagree | 0 | 0% | Strongly Disagree | 0 | 0% | <p>A pie chart representing the distribution of responses for the question 'The Course was well organized (e.g. timely access to materials, notification of changes, etc.)'. The chart is a single solid blue circle with the text '100%' centered inside it. To the right of the chart is a legend consisting of a small blue circle followed by the text 'Stron...'. The data table indicates that 3 out of 3 respondents (100%) chose 'Strongly Agree'.</p> |  |  |
| Choice                              | Number   | Percentage  |        |                    |            |                |   |      |       |   |    |           |   |    |          |   |    |                   |   |    |  |  |  |
| Strongly Agree                      | 3  | 100%  |        |                    |            |                |   |      |       |   |    |           |   |    |          |   |    |                   |   |    |  |  |  |
| Agree                               | 0  | 0%  |        |                    |            |                |   |      |       |   |    |           |   |    |          |   |    |                   |   |    |  |  |  |
| Uncertain                           | 0  | 0%  |        |                    |            |                |   |      |       |   |    |           |   |    |          |   |    |                   |   |    |  |  |  |
| Disagree                            | 0  | 0%  |        |                    |            |                |   |      |       |   |    |           |   |    |          |   |    |                   |   |    |  |  |  |
| Strongly Disagree                   | 0  | 0%  |        |                    |            |                |   |      |       |   |    |           |   |    |          |   |    |                   |   |    |  |  |  |
| 4                                   | I participated actively in the Course  | <table border="1"> <thead> <tr> <th>Choice</th> <th>Number</th> <th>Percentage</th> </tr> </thead> <tbody> <tr> <td>Strongly Agree</td> <td>3</td> <td>100%</td> </tr> <tr> <td>Agree</td> <td>0</td> <td>0%</td> </tr> <tr> <td>Uncertain</td> <td>0</td> <td>0%</td> </tr> <tr> <td>Disagree</td> <td>0</td> <td>0%</td> </tr> <tr> <td>Strongly Disagree</td> <td>0</td> <td>0%</td> </tr> </tbody> </table> | Choice | Number             | Percentage | Strongly Agree | 3 | 100% | Agree | 0 | 0% | Uncertain | 0 | 0% | Disagree | 0 | 0% | Strongly Disagree | 0 | 0% | <p>A pie chart representing the distribution of responses for the question 'I participated actively in the Course'. The chart is a single solid blue circle with the text '100%' centered inside it. To the right of the chart is a legend consisting of a small blue circle followed by the text 'Stron...'. The data table indicates that 3 out of 3 respondents (100%) chose 'Strongly Agree'.</p>  |  |  |
| Choice                              | Number   | Percentage  |        |                    |            |                |   |      |       |   |    |           |   |    |          |   |    |                   |   |    |  |  |  |
| Strongly Agree                      | 3  | 100%  |        |                    |            |                |   |      |       |   |    |           |   |    |          |   |    |                   |   |    |  |  |  |
| Agree                               | 0  | 0%  |        |                    |            |                |   |      |       |   |    |           |   |    |          |   |    |                   |   |    |  |  |  |
| Uncertain                           | 0  | 0%  |        |                    |            |                |   |      |       |   |    |           |   |    |          |   |    |                   |   |    |  |  |  |
| Disagree                            | 0  | 0%  |        |                    |            |                |   |      |       |   |    |           |   |    |          |   |    |                   |   |    |  |  |  |
| Strongly Disagree                   | 0  | 0%  |        |                    |            |                |   |      |       |   |    |           |   |    |          |   |    |                   |   |    |  |  |  |

| 5                 | I think I have made progress in this Course   | <table border="1"> <thead> <tr> <th>Choice</th> <th>Number</th> <th>Percentage</th> </tr> </thead> <tbody> <tr> <td>Strongly Agree</td> <td>3</td> <td>100%</td> </tr> <tr> <td>Agree</td> <td>0</td> <td>0%</td> </tr> <tr> <td>Uncertain</td> <td>0</td> <td>0%</td> </tr> <tr> <td>Disagree</td> <td>0</td> <td>0%</td> </tr> <tr> <td>Strongly Disagree</td> <td>0</td> <td>0%</td> </tr> </tbody> </table> | Choice | Number | Percentage | Strongly Agree | 3 | 100% | Agree | 0 | 0% | Uncertain | 0 | 0% | Disagree | 0 | 0% | Strongly Disagree | 0 | 0% |  <p>100%</p> <p>● Stron...</p>    |
|-------------------|---|---|--------|--------|------------|----------------|---|------|-------|---|----|-----------|---|----|----------|---|----|-------------------|---|----|---|
| Choice            | Number  | Percentage  |        |        |            |                |   |      |       |   |    |           |   |    |          |   |    |                   |   |    |   |
| Strongly Agree    | 3   | 100%  |        |        |            |                |   |      |       |   |    |           |   |    |          |   |    |                   |   |    |   |
| Agree             | 0   | 0%  |        |        |            |                |   |      |       |   |    |           |   |    |          |   |    |                   |   |    |   |
| Uncertain         | 0   | 0%  |        |        |            |                |   |      |       |   |    |           |   |    |          |   |    |                   |   |    |   |
| Disagree          | 0   | 0%  |        |        |            |                |   |      |       |   |    |           |   |    |          |   |    |                   |   |    |   |
| Strongly Disagree | 0   | 0%  |        |        |            |                |   |      |       |   |    |           |   |    |          |   |    |                   |   |    |   |
| 6                 | I think the Course was well structured to achieve the learning outcomes (there was a good balance of lectures, tutorials, practical etc.) | <table border="1"> <thead> <tr> <th>Choice</th> <th>Number</th> <th>Percentage</th> </tr> </thead> <tbody> <tr> <td>Strongly Agree</td> <td>3</td> <td>100%</td> </tr> <tr> <td>Agree</td> <td>0</td> <td>0%</td> </tr> <tr> <td>Uncertain</td> <td>0</td> <td>0%</td> </tr> <tr> <td>Disagree</td> <td>0</td> <td>0%</td> </tr> <tr> <td>Strongly Disagree</td> <td>0</td> <td>0%</td> </tr> </tbody> </table> | Choice | Number | Percentage | Strongly Agree | 3 | 100% | Agree | 0 | 0% | Uncertain | 0 | 0% | Disagree | 0 | 0% | Strongly Disagree | 0 | 0% |  <p>100%</p> <p>● Stron...</p>   |
| Choice            | Number  | Percentage  |        |        |            |                |   |      |       |   |    |           |   |    |          |   |    |                   |   |    |   |
| Strongly Agree    | 3   | 100%  |        |        |            |                |   |      |       |   |    |           |   |    |          |   |    |                   |   |    |   |
| Agree             | 0   | 0%  |        |        |            |                |   |      |       |   |    |           |   |    |          |   |    |                   |   |    |   |
| Uncertain         | 0   | 0%  |        |        |            |                |   |      |       |   |    |           |   |    |          |   |    |                   |   |    |   |
| Disagree          | 0   | 0%  |        |        |            |                |   |      |       |   |    |           |   |    |          |   |    |                   |   |    |   |
| Strongly Disagree | 0   | 0%  |        |        |            |                |   |      |       |   |    |           |   |    |          |   |    |                   |   |    |   |
| 7                 | The learning and teaching methods encouraged participation  | <table border="1"> <thead> <tr> <th>Choice</th> <th>Number</th> <th>Percentage</th> </tr> </thead> <tbody> <tr> <td>Strongly Agree</td> <td>3</td> <td>100%</td> </tr> <tr> <td>Agree</td> <td>0</td> <td>0%</td> </tr> <tr> <td>Uncertain</td> <td>0</td> <td>0%</td> </tr> <tr> <td>Disagree</td> <td>0</td> <td>0%</td> </tr> <tr> <td>Strongly Disagree</td> <td>0</td> <td>0%</td> </tr> </tbody> </table> | Choice | Number | Percentage | Strongly Agree | 3 | 100% | Agree | 0 | 0% | Uncertain | 0 | 0% | Disagree | 0 | 0% | Strongly Disagree | 0 | 0% |  <p>100%</p> <p>● Stron...</p>  |
| Choice            | Number  | Percentage  |        |        |            |                |   |      |       |   |    |           |   |    |          |   |    |                   |   |    |   |
| Strongly Agree    | 3   | 100%  |        |        |            |                |   |      |       |   |    |           |   |    |          |   |    |                   |   |    |   |
| Agree             | 0   | 0%  |        |        |            |                |   |      |       |   |    |           |   |    |          |   |    |                   |   |    |   |
| Uncertain         | 0   | 0%  |        |        |            |                |   |      |       |   |    |           |   |    |          |   |    |                   |   |    |   |
| Disagree          | 0   | 0%  |        |        |            |                |   |      |       |   |    |           |   |    |          |   |    |                   |   |    |   |
| Strongly Disagree | 0   | 0%  |        |        |            |                |   |      |       |   |    |           |   |    |          |   |    |                   |   |    |   |
| 8                 | The overall environment in the class was conducive to learning  | <table border="1"> <thead> <tr> <th>Choice</th> <th>Number</th> <th>Percentage</th> </tr> </thead> <tbody> <tr> <td>Strongly Agree</td> <td>3</td> <td>100%</td> </tr> <tr> <td>Agree</td> <td>0</td> <td>0%</td> </tr> <tr> <td>Uncertain</td> <td>0</td> <td>0%</td> </tr> <tr> <td>Disagree</td> <td>0</td> <td>0%</td> </tr> <tr> <td>Strongly Disagree</td> <td>0</td> <td>0%</td> </tr> </tbody> </table> | Choice | Number | Percentage | Strongly Agree | 3 | 100% | Agree | 0 | 0% | Uncertain | 0 | 0% | Disagree | 0 | 0% | Strongly Disagree | 0 | 0% |  <p>100%</p> <p>● Stron...</p> |
| Choice            | Number  | Percentage  |        |        |            |                |   |      |       |   |    |           |   |    |          |   |    |                   |   |    |   |
| Strongly Agree    | 3   | 100%  |        |        |            |                |   |      |       |   |    |           |   |    |          |   |    |                   |   |    |   |
| Agree             | 0   | 0%  |        |        |            |                |   |      |       |   |    |           |   |    |          |   |    |                   |   |    |   |
| Uncertain         | 0   | 0%  |        |        |            |                |   |      |       |   |    |           |   |    |          |   |    |                   |   |    |   |
| Disagree          | 0   | 0%  |        |        |            |                |   |      |       |   |    |           |   |    |          |   |    |                   |   |    |   |
| Strongly Disagree | 0   | 0%  |        |        |            |                |   |      |       |   |    |           |   |    |          |   |    |                   |   |    |   |
| 9                 | Classrooms were satisfactory  | <table border="1"> <thead> <tr> <th>Choice</th> <th>Number</th> <th>Percentage</th> </tr> </thead> <tbody> <tr> <td>Strongly Agree</td> <td>3</td> <td>100%</td> </tr> <tr> <td>Agree</td> <td>0</td> <td>0%</td> </tr> <tr> <td>Uncertain</td> <td>0</td> <td>0%</td> </tr> <tr> <td>Disagree</td> <td>0</td> <td>0%</td> </tr> <tr> <td>Strongly Disagree</td> <td>0</td> <td>0%</td> </tr> </tbody> </table> | Choice | Number | Percentage | Strongly Agree | 3 | 100% | Agree | 0 | 0% | Uncertain | 0 | 0% | Disagree | 0 | 0% | Strongly Disagree | 0 | 0% |  <p>100%</p> <p>● Stron...</p> |
| Choice            | Number  | Percentage  |        |        |            |                |   |      |       |   |    |           |   |    |          |   |    |                   |   |    |   |
| Strongly Agree    | 3   | 100%  |        |        |            |                |   |      |       |   |    |           |   |    |          |   |    |                   |   |    |   |
| Agree             | 0   | 0%  |        |        |            |                |   |      |       |   |    |           |   |    |          |   |    |                   |   |    |   |
| Uncertain         | 0   | 0%  |        |        |            |                |   |      |       |   |    |           |   |    |          |   |    |                   |   |    |   |
| Disagree          | 0   | 0%  |        |        |            |                |   |      |       |   |    |           |   |    |          |   |    |                   |   |    |   |
| Strongly Disagree | 0   | 0%  |        |        |            |                |   |      |       |   |    |           |   |    |          |   |    |                   |   |    |   |

| 10                | Learning materials (Lesson Plans, Course Notes etc.) were relevant and useful              | <table border="1"> <thead> <tr> <th>Choice</th> <th>Number</th> <th>Percentage</th> </tr> </thead> <tbody> <tr> <td>Strongly Agree</td> <td>3</td> <td>100%</td> </tr> <tr> <td>Agree</td> <td>0</td> <td>0%</td> </tr> <tr> <td>Uncertain</td> <td>0</td> <td>0%</td> </tr> <tr> <td>Disagree</td> <td>0</td> <td>0%</td> </tr> <tr> <td>Strongly Disagree</td> <td>0</td> <td>0%</td> </tr> </tbody> </table>       | Choice | Number | Percentage | Strongly Agree | 3 | 100%   | Agree | 0 | 0%     | Uncertain | 0 | 0% | Disagree | 0 | 0% | Strongly Disagree | 0 | 0% |  <p>100%</p> <ul style="list-style-type: none"> <li>● Stron...</li> </ul>                                   |
|-------------------|--|---|--------|--------|------------|----------------|---|--------|-------|---|--------|-----------|---|----|----------|---|----|-------------------|---|----|---|
| Choice            | Number   | Percentage  |        |        |            |                |   |        |       |   |        |           |   |    |          |   |    |                   |   |    |   |
| Strongly Agree    | 3  | 100%  |        |        |            |                |   |        |       |   |        |           |   |    |          |   |    |                   |   |    |   |
| Agree             | 0  | 0%  |        |        |            |                |   |        |       |   |        |           |   |    |          |   |    |                   |   |    |   |
| Uncertain         | 0  | 0%  |        |        |            |                |   |        |       |   |        |           |   |    |          |   |    |                   |   |    |   |
| Disagree          | 0  | 0%  |        |        |            |                |   |        |       |   |        |           |   |    |          |   |    |                   |   |    |   |
| Strongly Disagree | 0  | 0%  |        |        |            |                |   |        |       |   |        |           |   |    |          |   |    |                   |   |    |   |
| 11                | Recommended reading Books etc. were relevant and appropriate                               | <table border="1"> <thead> <tr> <th>Choice</th> <th>Number</th> <th>Percentage</th> </tr> </thead> <tbody> <tr> <td>Strongly Agree</td> <td>3</td> <td>100%</td> </tr> <tr> <td>Agree</td> <td>0</td> <td>0%</td> </tr> <tr> <td>Uncertain</td> <td>0</td> <td>0%</td> </tr> <tr> <td>Disagree</td> <td>0</td> <td>0%</td> </tr> <tr> <td>Strongly Disagree</td> <td>0</td> <td>0%</td> </tr> </tbody> </table>       | Choice | Number | Percentage | Strongly Agree | 3 | 100%   | Agree | 0 | 0%     | Uncertain | 0 | 0% | Disagree | 0 | 0% | Strongly Disagree | 0 | 0% |  <p>100%</p> <ul style="list-style-type: none"> <li>● Stron...</li> </ul>                                  |
| Choice            | Number   | Percentage  |        |        |            |                |   |        |       |   |        |           |   |    |          |   |    |                   |   |    |   |
| Strongly Agree    | 3  | 100%  |        |        |            |                |   |        |       |   |        |           |   |    |          |   |    |                   |   |    |   |
| Agree             | 0  | 0%  |        |        |            |                |   |        |       |   |        |           |   |    |          |   |    |                   |   |    |   |
| Uncertain         | 0  | 0%  |        |        |            |                |   |        |       |   |        |           |   |    |          |   |    |                   |   |    |   |
| Disagree          | 0  | 0%  |        |        |            |                |   |        |       |   |        |           |   |    |          |   |    |                   |   |    |   |
| Strongly Disagree | 0  | 0%  |        |        |            |                |   |        |       |   |        |           |   |    |          |   |    |                   |   |    |   |
| 12                | The provision of learning resources in the library was adequate and appropriate            | <table border="1"> <thead> <tr> <th>Choice</th> <th>Number</th> <th>Percentage</th> </tr> </thead> <tbody> <tr> <td>Strongly Agree</td> <td>3</td> <td>100%</td> </tr> <tr> <td>Agree</td> <td>0</td> <td>0%</td> </tr> <tr> <td>Uncertain</td> <td>0</td> <td>0%</td> </tr> <tr> <td>Disagree</td> <td>0</td> <td>0%</td> </tr> <tr> <td>Strongly Disagree</td> <td>0</td> <td>0%</td> </tr> </tbody> </table>       | Choice | Number | Percentage | Strongly Agree | 3 | 100%   | Agree | 0 | 0%     | Uncertain | 0 | 0% | Disagree | 0 | 0% | Strongly Disagree | 0 | 0% |  <p>100%</p> <ul style="list-style-type: none"> <li>● Stron...</li> </ul>                                 |
| Choice            | Number   | Percentage  |        |        |            |                |   |        |       |   |        |           |   |    |          |   |    |                   |   |    |   |
| Strongly Agree    | 3  | 100%  |        |        |            |                |   |        |       |   |        |           |   |    |          |   |    |                   |   |    |   |
| Agree             | 0  | 0%  |        |        |            |                |   |        |       |   |        |           |   |    |          |   |    |                   |   |    |   |
| Uncertain         | 0  | 0%  |        |        |            |                |   |        |       |   |        |           |   |    |          |   |    |                   |   |    |   |
| Disagree          | 0  | 0%  |        |        |            |                |   |        |       |   |        |           |   |    |          |   |    |                   |   |    |   |
| Strongly Disagree | 0  | 0%  |        |        |            |                |   |        |       |   |        |           |   |    |          |   |    |                   |   |    |   |
| 13                | The provision of learning resources on the Web was adequate and appropriate ( if relevant) | <table border="1"> <thead> <tr> <th>Choice</th> <th>Number</th> <th>Percentage</th> </tr> </thead> <tbody> <tr> <td>Strongly Agree</td> <td>2</td> <td>66.67%</td> </tr> <tr> <td>Agree</td> <td>1</td> <td>33.33%</td> </tr> <tr> <td>Uncertain</td> <td>0</td> <td>0%</td> </tr> <tr> <td>Disagree</td> <td>0</td> <td>0%</td> </tr> <tr> <td>Strongly Disagree</td> <td>0</td> <td>0%</td> </tr> </tbody> </table> | Choice | Number | Percentage | Strongly Agree | 2 | 66.67% | Agree | 1 | 33.33% | Uncertain | 0 | 0% | Disagree | 0 | 0% | Strongly Disagree | 0 | 0% |  <p>66.7%</p> <p>33.3%</p> <ul style="list-style-type: none"> <li>● Stron...</li> <li>● Agree</li> </ul> |
| Choice            | Number   | Percentage  |        |        |            |                |   |        |       |   |        |           |   |    |          |   |    |                   |   |    |   |
| Strongly Agree    | 2  | 66.67%  |        |        |            |                |   |        |       |   |        |           |   |    |          |   |    |                   |   |    |   |
| Agree             | 1  | 33.33%  |        |        |            |                |   |        |       |   |        |           |   |    |          |   |    |                   |   |    |   |
| Uncertain         | 0  | 0%  |        |        |            |                |   |        |       |   |        |           |   |    |          |   |    |                   |   |    |   |
| Disagree          | 0  | 0%  |        |        |            |                |   |        |       |   |        |           |   |    |          |   |    |                   |   |    |   |
| Strongly Disagree | 0  | 0%  |        |        |            |                |   |        |       |   |        |           |   |    |          |   |    |                   |   |    |   |
| 14                | The Course stimulated my interest and thought on the subject area                          | <table border="1"> <thead> <tr> <th>Choice</th> <th>Number</th> <th>Percentage</th> </tr> </thead> <tbody> <tr> <td>Strongly Agree</td> <td>3</td> <td>100%</td> </tr> <tr> <td>Agree</td> <td>0</td> <td>0%</td> </tr> <tr> <td>Uncertain</td> <td>0</td> <td>0%</td> </tr> <tr> <td>Disagree</td> <td>0</td> <td>0%</td> </tr> <tr> <td>Strongly Disagree</td> <td>0</td> <td>0%</td> </tr> </tbody> </table>       | Choice | Number | Percentage | Strongly Agree | 3 | 100%   | Agree | 0 | 0%     | Uncertain | 0 | 0% | Disagree | 0 | 0% | Strongly Disagree | 0 | 0% |  <p>100%</p> <ul style="list-style-type: none"> <li>● Stron...</li> </ul>                                |
| Choice            | Number   | Percentage  |        |        |            |                |   |        |       |   |        |           |   |    |          |   |    |                   |   |    |   |
| Strongly Agree    | 3  | 100%  |        |        |            |                |   |        |       |   |        |           |   |    |          |   |    |                   |   |    |   |
| Agree             | 0  | 0%  |        |        |            |                |   |        |       |   |        |           |   |    |          |   |    |                   |   |    |   |
| Uncertain         | 0  | 0%  |        |        |            |                |   |        |       |   |        |           |   |    |          |   |    |                   |   |    |   |
| Disagree          | 0  | 0%  |        |        |            |                |   |        |       |   |        |           |   |    |          |   |    |                   |   |    |   |
| Strongly Disagree | 0  | 0%  |        |        |            |                |   |        |       |   |        |           |   |    |          |   |    |                   |   |    |   |

| 15                | The pace of the Course was appropriate    | <table border="1"> <thead> <tr> <th>Choice</th> <th>Number</th> <th>Percentage</th> </tr> </thead> <tbody> <tr> <td>Strongly Agree</td> <td>3</td> <td>100%</td> </tr> <tr> <td>Agree</td> <td>0</td> <td>0%</td> </tr> <tr> <td>Uncertain</td> <td>0</td> <td>0%</td> </tr> <tr> <td>Disagree</td> <td>0</td> <td>0%</td> </tr> <tr> <td>Strongly Disagree</td> <td>0</td> <td>0%</td> </tr> </tbody> </table> | Choice | Number | Percentage | Strongly Agree | 3 | 100% | Agree | 0 | 0% | Uncertain | 0 | 0% | Disagree | 0 | 0% | Strongly Disagree | 0 | 0% |  <p>100%</p> <p>● Stron...</p>    |
|-------------------|---|---|--------|--------|------------|----------------|---|------|-------|---|----|-----------|---|----|----------|---|----|-------------------|---|----|---|
| Choice            | Number                                    | Percentage  |        |        |            |                |   |      |       |   |    |           |   |    |          |   |    |                   |   |    |   |
| Strongly Agree    | 3   | 100%  |        |        |            |                |   |      |       |   |    |           |   |    |          |   |    |                   |   |    |   |
| Agree             | 0   | 0%  |        |        |            |                |   |      |       |   |    |           |   |    |          |   |    |                   |   |    |   |
| Uncertain         | 0   | 0%  |        |        |            |                |   |      |       |   |    |           |   |    |          |   |    |                   |   |    |   |
| Disagree          | 0   | 0%  |        |        |            |                |   |      |       |   |    |           |   |    |          |   |    |                   |   |    |   |
| Strongly Disagree | 0   | 0%  |        |        |            |                |   |      |       |   |    |           |   |    |          |   |    |                   |   |    |   |
| 16                | Ideas and concepts were presented clearly | <table border="1"> <thead> <tr> <th>Choice</th> <th>Number</th> <th>Percentage</th> </tr> </thead> <tbody> <tr> <td>Strongly Agree</td> <td>3</td> <td>100%</td> </tr> <tr> <td>Agree</td> <td>0</td> <td>0%</td> </tr> <tr> <td>Uncertain</td> <td>0</td> <td>0%</td> </tr> <tr> <td>Disagree</td> <td>0</td> <td>0%</td> </tr> <tr> <td>Strongly Disagree</td> <td>0</td> <td>0%</td> </tr> </tbody> </table> | Choice | Number | Percentage | Strongly Agree | 3 | 100% | Agree | 0 | 0% | Uncertain | 0 | 0% | Disagree | 0 | 0% | Strongly Disagree | 0 | 0% |  <p>100%</p> <p>● Stron...</p>   |
| Choice            | Number                                    | Percentage  |        |        |            |                |   |      |       |   |    |           |   |    |          |   |    |                   |   |    |   |
| Strongly Agree    | 3   | 100%  |        |        |            |                |   |      |       |   |    |           |   |    |          |   |    |                   |   |    |   |
| Agree             | 0   | 0%  |        |        |            |                |   |      |       |   |    |           |   |    |          |   |    |                   |   |    |   |
| Uncertain         | 0   | 0%  |        |        |            |                |   |      |       |   |    |           |   |    |          |   |    |                   |   |    |   |
| Disagree          | 0   | 0%  |        |        |            |                |   |      |       |   |    |           |   |    |          |   |    |                   |   |    |   |
| Strongly Disagree | 0   | 0%  |        |        |            |                |   |      |       |   |    |           |   |    |          |   |    |                   |   |    |   |
| 17                | The method of assessment were reasonable  | <table border="1"> <thead> <tr> <th>Choice</th> <th>Number</th> <th>Percentage</th> </tr> </thead> <tbody> <tr> <td>Strongly Agree</td> <td>3</td> <td>100%</td> </tr> <tr> <td>Agree</td> <td>0</td> <td>0%</td> </tr> <tr> <td>Uncertain</td> <td>0</td> <td>0%</td> </tr> <tr> <td>Disagree</td> <td>0</td> <td>0%</td> </tr> <tr> <td>Strongly Disagree</td> <td>0</td> <td>0%</td> </tr> </tbody> </table> | Choice | Number | Percentage | Strongly Agree | 3 | 100% | Agree | 0 | 0% | Uncertain | 0 | 0% | Disagree | 0 | 0% | Strongly Disagree | 0 | 0% |  <p>100%</p> <p>● Stron...</p>  |
| Choice            | Number                                    | Percentage  |        |        |            |                |   |      |       |   |    |           |   |    |          |   |    |                   |   |    |   |
| Strongly Agree    | 3   | 100%  |        |        |            |                |   |      |       |   |    |           |   |    |          |   |    |                   |   |    |   |
| Agree             | 0   | 0%  |        |        |            |                |   |      |       |   |    |           |   |    |          |   |    |                   |   |    |   |
| Uncertain         | 0   | 0%  |        |        |            |                |   |      |       |   |    |           |   |    |          |   |    |                   |   |    |   |
| Disagree          | 0   | 0%  |        |        |            |                |   |      |       |   |    |           |   |    |          |   |    |                   |   |    |   |
| Strongly Disagree | 0   | 0%  |        |        |            |                |   |      |       |   |    |           |   |    |          |   |    |                   |   |    |   |
| 18                | Feedback on assessment was timely         | <table border="1"> <thead> <tr> <th>Choice</th> <th>Number</th> <th>Percentage</th> </tr> </thead> <tbody> <tr> <td>Strongly Agree</td> <td>3</td> <td>100%</td> </tr> <tr> <td>Agree</td> <td>0</td> <td>0%</td> </tr> <tr> <td>Uncertain</td> <td>0</td> <td>0%</td> </tr> <tr> <td>Disagree</td> <td>0</td> <td>0%</td> </tr> <tr> <td>Strongly Disagree</td> <td>0</td> <td>0%</td> </tr> </tbody> </table> | Choice | Number | Percentage | Strongly Agree | 3 | 100% | Agree | 0 | 0% | Uncertain | 0 | 0% | Disagree | 0 | 0% | Strongly Disagree | 0 | 0% |  <p>100%</p> <p>● Stron...</p> |
| Choice            | Number                                    | Percentage  |        |        |            |                |   |      |       |   |    |           |   |    |          |   |    |                   |   |    |   |
| Strongly Agree    | 3   | 100%  |        |        |            |                |   |      |       |   |    |           |   |    |          |   |    |                   |   |    |   |
| Agree             | 0   | 0%  |        |        |            |                |   |      |       |   |    |           |   |    |          |   |    |                   |   |    |   |
| Uncertain         | 0   | 0%  |        |        |            |                |   |      |       |   |    |           |   |    |          |   |    |                   |   |    |   |
| Disagree          | 0   | 0%  |        |        |            |                |   |      |       |   |    |           |   |    |          |   |    |                   |   |    |   |
| Strongly Disagree | 0   | 0%  |        |        |            |                |   |      |       |   |    |           |   |    |          |   |    |                   |   |    |   |
| 19                | Feedback on assessment was helpful        | <table border="1"> <thead> <tr> <th>Choice</th> <th>Number</th> <th>Percentage</th> </tr> </thead> <tbody> <tr> <td>Strongly Agree</td> <td>3</td> <td>100%</td> </tr> <tr> <td>Agree</td> <td>0</td> <td>0%</td> </tr> <tr> <td>Uncertain</td> <td>0</td> <td>0%</td> </tr> <tr> <td>Disagree</td> <td>0</td> <td>0%</td> </tr> <tr> <td>Strongly Disagree</td> <td>0</td> <td>0%</td> </tr> </tbody> </table> | Choice | Number | Percentage | Strongly Agree | 3 | 100% | Agree | 0 | 0% | Uncertain | 0 | 0% | Disagree | 0 | 0% | Strongly Disagree | 0 | 0% |  <p>100%</p> <p>● Stron...</p> |
| Choice            | Number                                    | Percentage  |        |        |            |                |   |      |       |   |    |           |   |    |          |   |    |                   |   |    |   |
| Strongly Agree    | 3   | 100%  |        |        |            |                |   |      |       |   |    |           |   |    |          |   |    |                   |   |    |   |
| Agree             | 0   | 0%  |        |        |            |                |   |      |       |   |    |           |   |    |          |   |    |                   |   |    |   |
| Uncertain         | 0   | 0%  |        |        |            |                |   |      |       |   |    |           |   |    |          |   |    |                   |   |    |   |
| Disagree          | 0   | 0%  |        |        |            |                |   |      |       |   |    |           |   |    |          |   |    |                   |   |    |   |
| Strongly Disagree | 0   | 0%  |        |        |            |                |   |      |       |   |    |           |   |    |          |   |    |                   |   |    |   |

| 20                | I understood the lectures                                   | <table border="1"> <thead> <tr> <th>Choice</th> <th>Number</th> <th>Percentage</th> </tr> </thead> <tbody> <tr> <td>Strongly Agree</td> <td>3</td> <td>100%</td> </tr> <tr> <td>Agree</td> <td>0</td> <td>0%</td> </tr> <tr> <td>Uncertain</td> <td>0</td> <td>0%</td> </tr> <tr> <td>Disagree</td> <td>0</td> <td>0%</td> </tr> <tr> <td>Strongly Disagree</td> <td>0</td> <td>0%</td> </tr> </tbody> </table> | Choice | Number | Percentage | Strongly Agree | 3 | 100% | Agree | 0 | 0% | Uncertain | 0 | 0% | Disagree | 0 | 0% | Strongly Disagree | 0 | 0% |  <p>100%</p> <p>● Stron...</p>    |
|-------------------|---|---|--------|--------|------------|----------------|---|------|-------|---|----|-----------|---|----|----------|---|----|-------------------|---|----|---|
| Choice            | Number  | Percentage  |        |        |            |                |   |      |       |   |    |           |   |    |          |   |    |                   |   |    |   |
| Strongly Agree    | 3   | 100%  |        |        |            |                |   |      |       |   |    |           |   |    |          |   |    |                   |   |    |   |
| Agree             | 0   | 0%  |        |        |            |                |   |      |       |   |    |           |   |    |          |   |    |                   |   |    |   |
| Uncertain         | 0   | 0%  |        |        |            |                |   |      |       |   |    |           |   |    |          |   |    |                   |   |    |   |
| Disagree          | 0   | 0%  |        |        |            |                |   |      |       |   |    |           |   |    |          |   |    |                   |   |    |   |
| Strongly Disagree | 0   | 0%  |        |        |            |                |   |      |       |   |    |           |   |    |          |   |    |                   |   |    |   |
| 21                | The material was well organized and presented               | <table border="1"> <thead> <tr> <th>Choice</th> <th>Number</th> <th>Percentage</th> </tr> </thead> <tbody> <tr> <td>Strongly Agree</td> <td>3</td> <td>100%</td> </tr> <tr> <td>Agree</td> <td>0</td> <td>0%</td> </tr> <tr> <td>Uncertain</td> <td>0</td> <td>0%</td> </tr> <tr> <td>Disagree</td> <td>0</td> <td>0%</td> </tr> <tr> <td>Strongly Disagree</td> <td>0</td> <td>0%</td> </tr> </tbody> </table> | Choice | Number | Percentage | Strongly Agree | 3 | 100% | Agree | 0 | 0% | Uncertain | 0 | 0% | Disagree | 0 | 0% | Strongly Disagree | 0 | 0% |  <p>100%</p> <p>● Stron...</p>   |
| Choice            | Number  | Percentage  |        |        |            |                |   |      |       |   |    |           |   |    |          |   |    |                   |   |    |   |
| Strongly Agree    | 3   | 100%  |        |        |            |                |   |      |       |   |    |           |   |    |          |   |    |                   |   |    |   |
| Agree             | 0   | 0%  |        |        |            |                |   |      |       |   |    |           |   |    |          |   |    |                   |   |    |   |
| Uncertain         | 0   | 0%  |        |        |            |                |   |      |       |   |    |           |   |    |          |   |    |                   |   |    |   |
| Disagree          | 0   | 0%  |        |        |            |                |   |      |       |   |    |           |   |    |          |   |    |                   |   |    |   |
| Strongly Disagree | 0   | 0%  |        |        |            |                |   |      |       |   |    |           |   |    |          |   |    |                   |   |    |   |
| 22                | The instructor was responsive to student needs and problems | <table border="1"> <thead> <tr> <th>Choice</th> <th>Number</th> <th>Percentage</th> </tr> </thead> <tbody> <tr> <td>Strongly Agree</td> <td>3</td> <td>100%</td> </tr> <tr> <td>Agree</td> <td>0</td> <td>0%</td> </tr> <tr> <td>Uncertain</td> <td>0</td> <td>0%</td> </tr> <tr> <td>Disagree</td> <td>0</td> <td>0%</td> </tr> <tr> <td>Strongly Disagree</td> <td>0</td> <td>0%</td> </tr> </tbody> </table> | Choice | Number | Percentage | Strongly Agree | 3 | 100% | Agree | 0 | 0% | Uncertain | 0 | 0% | Disagree | 0 | 0% | Strongly Disagree | 0 | 0% |  <p>100%</p> <p>● Stron...</p>  |
| Choice            | Number  | Percentage  |        |        |            |                |   |      |       |   |    |           |   |    |          |   |    |                   |   |    |   |
| Strongly Agree    | 3   | 100%  |        |        |            |                |   |      |       |   |    |           |   |    |          |   |    |                   |   |    |   |
| Agree             | 0   | 0%  |        |        |            |                |   |      |       |   |    |           |   |    |          |   |    |                   |   |    |   |
| Uncertain         | 0   | 0%  |        |        |            |                |   |      |       |   |    |           |   |    |          |   |    |                   |   |    |   |
| Disagree          | 0   | 0%  |        |        |            |                |   |      |       |   |    |           |   |    |          |   |    |                   |   |    |   |
| Strongly Disagree | 0   | 0%  |        |        |            |                |   |      |       |   |    |           |   |    |          |   |    |                   |   |    |   |
| 23                | Had the instructor been regular throughout the course       | <table border="1"> <thead> <tr> <th>Choice</th> <th>Number</th> <th>Percentage</th> </tr> </thead> <tbody> <tr> <td>Strongly Agree</td> <td>3</td> <td>100%</td> </tr> <tr> <td>Agree</td> <td>0</td> <td>0%</td> </tr> <tr> <td>Uncertain</td> <td>0</td> <td>0%</td> </tr> <tr> <td>Disagree</td> <td>0</td> <td>0%</td> </tr> <tr> <td>Strongly Disagree</td> <td>0</td> <td>0%</td> </tr> </tbody> </table> | Choice | Number | Percentage | Strongly Agree | 3 | 100% | Agree | 0 | 0% | Uncertain | 0 | 0% | Disagree | 0 | 0% | Strongly Disagree | 0 | 0% |  <p>100%</p> <p>● Stron...</p> |
| Choice            | Number  | Percentage  |        |        |            |                |   |      |       |   |    |           |   |    |          |   |    |                   |   |    |   |
| Strongly Agree    | 3   | 100%  |        |        |            |                |   |      |       |   |    |           |   |    |          |   |    |                   |   |    |   |
| Agree             | 0   | 0%  |        |        |            |                |   |      |       |   |    |           |   |    |          |   |    |                   |   |    |   |
| Uncertain         | 0   | 0%  |        |        |            |                |   |      |       |   |    |           |   |    |          |   |    |                   |   |    |   |
| Disagree          | 0   | 0%  |        |        |            |                |   |      |       |   |    |           |   |    |          |   |    |                   |   |    |   |
| Strongly Disagree | 0   | 0%  |        |        |            |                |   |      |       |   |    |           |   |    |          |   |    |                   |   |    |   |
| 24                | The material in the tutorials was useful                    | <table border="1"> <thead> <tr> <th>Choice</th> <th>Number</th> <th>Percentage</th> </tr> </thead> <tbody> <tr> <td>Strongly Agree</td> <td>3</td> <td>100%</td> </tr> <tr> <td>Agree</td> <td>0</td> <td>0%</td> </tr> <tr> <td>Uncertain</td> <td>0</td> <td>0%</td> </tr> <tr> <td>Disagree</td> <td>0</td> <td>0%</td> </tr> <tr> <td>Strongly Disagree</td> <td>0</td> <td>0%</td> </tr> </tbody> </table> | Choice | Number | Percentage | Strongly Agree | 3 | 100% | Agree | 0 | 0% | Uncertain | 0 | 0% | Disagree | 0 | 0% | Strongly Disagree | 0 | 0% |  <p>100%</p> <p>● Stron...</p> |
| Choice            | Number  | Percentage  |        |        |            |                |   |      |       |   |    |           |   |    |          |   |    |                   |   |    |   |
| Strongly Agree    | 3   | 100%  |        |        |            |                |   |      |       |   |    |           |   |    |          |   |    |                   |   |    |   |
| Agree             | 0   | 0%  |        |        |            |                |   |      |       |   |    |           |   |    |          |   |    |                   |   |    |   |
| Uncertain         | 0   | 0%  |        |        |            |                |   |      |       |   |    |           |   |    |          |   |    |                   |   |    |   |
| Disagree          | 0   | 0%  |        |        |            |                |   |      |       |   |    |           |   |    |          |   |    |                   |   |    |   |
| Strongly Disagree | 0   | 0%  |        |        |            |                |   |      |       |   |    |           |   |    |          |   |    |                   |   |    |   |




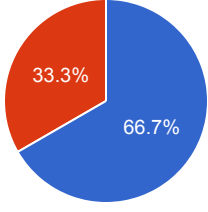
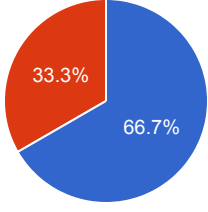
| 25                | I was happy with the amount of work needed for tutorials   | <table border="1"> <thead> <tr> <th>Choice</th> <th>Number</th> <th>Percentage</th> </tr> </thead> <tbody> <tr> <td>Strongly Agree</td> <td>3</td> <td>100%</td> </tr> <tr> <td>Agree</td> <td>0</td> <td>0%</td> </tr> <tr> <td>Uncertain</td> <td>0</td> <td>0%</td> </tr> <tr> <td>Disagree</td> <td>0</td> <td>0%</td> </tr> <tr> <td>Strongly Disagree</td> <td>0</td> <td>0%</td> </tr> </tbody> </table>       | Choice | Number | Percentage | Strongly Agree | 3 | 100%   | Agree | 0 | 0%     | Uncertain | 0 | 0% | Disagree | 0 | 0% | Strongly Disagree | 0 | 0% |  <p>100%</p> <p>● Stron...</p>                              |
|-------------------|--|---|--------|--------|------------|----------------|---|--------|-------|---|--------|-----------|---|----|----------|---|----|-------------------|---|----|---|
| Choice            | Number   | Percentage  |        |        |            |                |   |        |       |   |        |           |   |    |          |   |    |                   |   |    |   |
| Strongly Agree    | 3  | 100%  |        |        |            |                |   |        |       |   |        |           |   |    |          |   |    |                   |   |    |   |
| Agree             | 0  | 0%  |        |        |            |                |   |        |       |   |        |           |   |    |          |   |    |                   |   |    |   |
| Uncertain         | 0  | 0%  |        |        |            |                |   |        |       |   |        |           |   |    |          |   |    |                   |   |    |   |
| Disagree          | 0  | 0%  |        |        |            |                |   |        |       |   |        |           |   |    |          |   |    |                   |   |    |   |
| Strongly Disagree | 0  | 0%  |        |        |            |                |   |        |       |   |        |           |   |    |          |   |    |                   |   |    |   |
| 26                | The tutor dealt effectively with my problems   | <table border="1"> <thead> <tr> <th>Choice</th> <th>Number</th> <th>Percentage</th> </tr> </thead> <tbody> <tr> <td>Strongly Agree</td> <td>3</td> <td>100%</td> </tr> <tr> <td>Agree</td> <td>0</td> <td>0%</td> </tr> <tr> <td>Uncertain</td> <td>0</td> <td>0%</td> </tr> <tr> <td>Disagree</td> <td>0</td> <td>0%</td> </tr> <tr> <td>Strongly Disagree</td> <td>0</td> <td>0%</td> </tr> </tbody> </table>       | Choice | Number | Percentage | Strongly Agree | 3 | 100%   | Agree | 0 | 0%     | Uncertain | 0 | 0% | Disagree | 0 | 0% | Strongly Disagree | 0 | 0% |  <p>100%</p> <p>● Stron...</p>                             |
| Choice            | Number   | Percentage  |        |        |            |                |   |        |       |   |        |           |   |    |          |   |    |                   |   |    |   |
| Strongly Agree    | 3  | 100%  |        |        |            |                |   |        |       |   |        |           |   |    |          |   |    |                   |   |    |   |
| Agree             | 0  | 0%  |        |        |            |                |   |        |       |   |        |           |   |    |          |   |    |                   |   |    |   |
| Uncertain         | 0  | 0%  |        |        |            |                |   |        |       |   |        |           |   |    |          |   |    |                   |   |    |   |
| Disagree          | 0  | 0%  |        |        |            |                |   |        |       |   |        |           |   |    |          |   |    |                   |   |    |   |
| Strongly Disagree | 0  | 0%  |        |        |            |                |   |        |       |   |        |           |   |    |          |   |    |                   |   |    |   |
| 27                | The material in the practicals was useful  | <table border="1"> <thead> <tr> <th>Choice</th> <th>Number</th> <th>Percentage</th> </tr> </thead> <tbody> <tr> <td>Strongly Agree</td> <td>3</td> <td>100%</td> </tr> <tr> <td>Agree</td> <td>0</td> <td>0%</td> </tr> <tr> <td>Uncertain</td> <td>0</td> <td>0%</td> </tr> <tr> <td>Disagree</td> <td>0</td> <td>0%</td> </tr> <tr> <td>Strongly Disagree</td> <td>0</td> <td>0%</td> </tr> </tbody> </table>       | Choice | Number | Percentage | Strongly Agree | 3 | 100%   | Agree | 0 | 0%     | Uncertain | 0 | 0% | Disagree | 0 | 0% | Strongly Disagree | 0 | 0% |  <p>100%</p> <p>● Stron...</p>                            |
| Choice            | Number   | Percentage  |        |        |            |                |   |        |       |   |        |           |   |    |          |   |    |                   |   |    |   |
| Strongly Agree    | 3  | 100%  |        |        |            |                |   |        |       |   |        |           |   |    |          |   |    |                   |   |    |   |
| Agree             | 0  | 0%  |        |        |            |                |   |        |       |   |        |           |   |    |          |   |    |                   |   |    |   |
| Uncertain         | 0  | 0%  |        |        |            |                |   |        |       |   |        |           |   |    |          |   |    |                   |   |    |   |
| Disagree          | 0  | 0%  |        |        |            |                |   |        |       |   |        |           |   |    |          |   |    |                   |   |    |   |
| Strongly Disagree | 0  | 0%  |        |        |            |                |   |        |       |   |        |           |   |    |          |   |    |                   |   |    |   |
| 28                | The demonstrators dealt effectively with my problems   | <table border="1"> <thead> <tr> <th>Choice</th> <th>Number</th> <th>Percentage</th> </tr> </thead> <tbody> <tr> <td>Strongly Agree</td> <td>2</td> <td>66.67%</td> </tr> <tr> <td>Agree</td> <td>1</td> <td>33.33%</td> </tr> <tr> <td>Uncertain</td> <td>0</td> <td>0%</td> </tr> <tr> <td>Disagree</td> <td>0</td> <td>0%</td> </tr> <tr> <td>Strongly Disagree</td> <td>0</td> <td>0%</td> </tr> </tbody> </table> | Choice | Number | Percentage | Strongly Agree | 2 | 66.67% | Agree | 1 | 33.33% | Uncertain | 0 | 0% | Disagree | 0 | 0% | Strongly Disagree | 0 | 0% |  <p>66.7%</p> <p>33.3%</p> <p>● Stron...<br/>● Agree</p> |
| Choice            | Number   | Percentage  |        |        |            |                |   |        |       |   |        |           |   |    |          |   |    |                   |   |    |   |
| Strongly Agree    | 2  | 66.67%  |        |        |            |                |   |        |       |   |        |           |   |    |          |   |    |                   |   |    |   |
| Agree             | 1  | 33.33%  |        |        |            |                |   |        |       |   |        |           |   |    |          |   |    |                   |   |    |   |
| Uncertain         | 0  | 0%  |        |        |            |                |   |        |       |   |        |           |   |    |          |   |    |                   |   |    |   |
| Disagree          | 0  | 0%  |        |        |            |                |   |        |       |   |        |           |   |    |          |   |    |                   |   |    |   |
| Strongly Disagree | 0  | 0%  |        |        |            |                |   |        |       |   |        |           |   |    |          |   |    |                   |   |    |   |
| 29                | The best features of the Course were   | Good agree  |        |        |            |                |   |        |       |   |        |           |   |    |          |   |    |                   |   |    |   |
| 30                | The Course could have been improved by   | No agree  |        |        |            |                |   |        |       |   |        |           |   |    |          |   |    |                   |   |    |   |
| 31                | The University does not tolerate discrimination on any irrelevant distinction (e.g. race, age, gender) and is committed to work with diversity in a wholly positive way. Please indicate below anything in relation to this Course which may run counter to this objective |   |        |        |            |                |   |        |       |   |        |           |   |    |          |   |    |                   |   |    |   |




















# Course Evaluation - Program: 0250

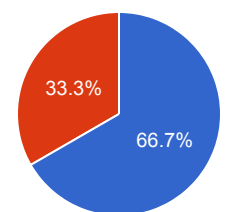
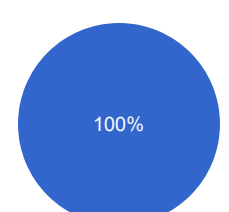
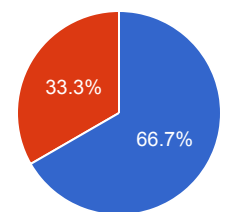
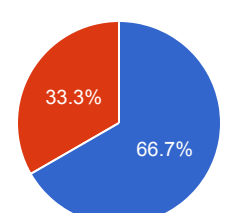
| Teacher Name: MUHAMMAD SOHAIL KHALIL |  | Course ID: FIN-303<br>Course Title: Financial Management  |        | Session: 2017 Fall |            |                |   |      |       |   |    |           |   |    |          |   |    |                   |   |    |   |  |  |
|--------------------------------------|--|---|--------|--------------------|------------|----------------|---|------|-------|---|----|-----------|---|----|----------|---|----|-------------------|---|----|---|--|--|
| Shift: Morning -- Section:           |  | Total Strength: 5   |        | Attempted: 3       |            |                |   |      |       |   |    |           |   |    |          |   |    |                   |   |    |   |  |  |
| S.No                                 | Question   | Opinions  |        |                    | Chart      |                |   |      |       |   |    |           |   |    |          |   |    |                   |   |    |   |  |  |
| 1                                    | The course objectives were clear   | <table border="1"> <thead> <tr> <th>Choice</th> <th>Number</th> <th>Percentage</th> </tr> </thead> <tbody> <tr> <td>Strongly Agree</td> <td>3</td> <td>100%</td> </tr> <tr> <td>Agree</td> <td>0</td> <td>0%</td> </tr> <tr> <td>Uncertain</td> <td>0</td> <td>0%</td> </tr> <tr> <td>Disagree</td> <td>0</td> <td>0%</td> </tr> <tr> <td>Strongly Disagree</td> <td>0</td> <td>0%</td> </tr> </tbody> </table> | Choice | Number             | Percentage | Strongly Agree | 3 | 100% | Agree | 0 | 0% | Uncertain | 0 | 0% | Disagree | 0 | 0% | Strongly Disagree | 0 | 0% | <p>A pie chart representing the distribution of responses for the question 'The course objectives were clear'. The chart is a single solid blue circle with the text '100%' in the center. To the right of the chart is a legend consisting of a small blue circle followed by the text 'Stron...'. The data table indicates that 3 out of 3 respondents (100%) chose 'Strongly Agree'.</p>   |  |  |
| Choice                               | Number   | Percentage  |        |                    |            |                |   |      |       |   |    |           |   |    |          |   |    |                   |   |    |   |  |  |
| Strongly Agree                       | 3  | 100%  |        |                    |            |                |   |      |       |   |    |           |   |    |          |   |    |                   |   |    |   |  |  |
| Agree                                | 0  | 0%  |        |                    |            |                |   |      |       |   |    |           |   |    |          |   |    |                   |   |    |   |  |  |
| Uncertain                            | 0  | 0%  |        |                    |            |                |   |      |       |   |    |           |   |    |          |   |    |                   |   |    |   |  |  |
| Disagree                             | 0  | 0%  |        |                    |            |                |   |      |       |   |    |           |   |    |          |   |    |                   |   |    |   |  |  |
| Strongly Disagree                    | 0  | 0%  |        |                    |            |                |   |      |       |   |    |           |   |    |          |   |    |                   |   |    |   |  |  |
| 2                                    | The Course workload was manageable   | <table border="1"> <thead> <tr> <th>Choice</th> <th>Number</th> <th>Percentage</th> </tr> </thead> <tbody> <tr> <td>Strongly Agree</td> <td>3</td> <td>100%</td> </tr> <tr> <td>Agree</td> <td>0</td> <td>0%</td> </tr> <tr> <td>Uncertain</td> <td>0</td> <td>0%</td> </tr> <tr> <td>Disagree</td> <td>0</td> <td>0%</td> </tr> <tr> <td>Strongly Disagree</td> <td>0</td> <td>0%</td> </tr> </tbody> </table> | Choice | Number             | Percentage | Strongly Agree | 3 | 100% | Agree | 0 | 0% | Uncertain | 0 | 0% | Disagree | 0 | 0% | Strongly Disagree | 0 | 0% | <p>A pie chart representing the distribution of responses for the question 'The Course workload was manageable'. The chart is a single solid blue circle with the text '100%' in the center. To the right of the chart is a legend consisting of a small blue circle followed by the text 'Stron...'. The data table indicates that 3 out of 3 respondents (100%) chose 'Strongly Agree'.</p>   |  |  |
| Choice                               | Number   | Percentage  |        |                    |            |                |   |      |       |   |    |           |   |    |          |   |    |                   |   |    |   |  |  |
| Strongly Agree                       | 3  | 100%  |        |                    |            |                |   |      |       |   |    |           |   |    |          |   |    |                   |   |    |   |  |  |
| Agree                                | 0  | 0%  |        |                    |            |                |   |      |       |   |    |           |   |    |          |   |    |                   |   |    |   |  |  |
| Uncertain                            | 0  | 0%  |        |                    |            |                |   |      |       |   |    |           |   |    |          |   |    |                   |   |    |   |  |  |
| Disagree                             | 0  | 0%  |        |                    |            |                |   |      |       |   |    |           |   |    |          |   |    |                   |   |    |   |  |  |
| Strongly Disagree                    | 0  | 0%  |        |                    |            |                |   |      |       |   |    |           |   |    |          |   |    |                   |   |    |   |  |  |
| 3                                    | The Course was well organized (e.g. timely access to materials, notification of changes, etc.) | <table border="1"> <thead> <tr> <th>Choice</th> <th>Number</th> <th>Percentage</th> </tr> </thead> <tbody> <tr> <td>Strongly Agree</td> <td>3</td> <td>100%</td> </tr> <tr> <td>Agree</td> <td>0</td> <td>0%</td> </tr> <tr> <td>Uncertain</td> <td>0</td> <td>0%</td> </tr> <tr> <td>Disagree</td> <td>0</td> <td>0%</td> </tr> <tr> <td>Strongly Disagree</td> <td>0</td> <td>0%</td> </tr> </tbody> </table> | Choice | Number             | Percentage | Strongly Agree | 3 | 100% | Agree | 0 | 0% | Uncertain | 0 | 0% | Disagree | 0 | 0% | Strongly Disagree | 0 | 0% | <p>A pie chart representing the distribution of responses for the question 'The Course was well organized (e.g. timely access to materials, notification of changes, etc.)'. The chart is a single solid blue circle with the text '100%' in the center. To the right of the chart is a legend consisting of a small blue circle followed by the text 'Stron...'. The data table indicates that 3 out of 3 respondents (100%) chose 'Strongly Agree'.</p> |  |  |
| Choice                               | Number   | Percentage  |        |                    |            |                |   |      |       |   |    |           |   |    |          |   |    |                   |   |    |   |  |  |
| Strongly Agree                       | 3  | 100%  |        |                    |            |                |   |      |       |   |    |           |   |    |          |   |    |                   |   |    |   |  |  |
| Agree                                | 0  | 0%  |        |                    |            |                |   |      |       |   |    |           |   |    |          |   |    |                   |   |    |   |  |  |
| Uncertain                            | 0  | 0%  |        |                    |            |                |   |      |       |   |    |           |   |    |          |   |    |                   |   |    |   |  |  |
| Disagree                             | 0  | 0%  |        |                    |            |                |   |      |       |   |    |           |   |    |          |   |    |                   |   |    |   |  |  |
| Strongly Disagree                    | 0  | 0%  |        |                    |            |                |   |      |       |   |    |           |   |    |          |   |    |                   |   |    |   |  |  |
| 4                                    | I participated actively in the Course  | <table border="1"> <thead> <tr> <th>Choice</th> <th>Number</th> <th>Percentage</th> </tr> </thead> <tbody> <tr> <td>Strongly Agree</td> <td>3</td> <td>100%</td> </tr> <tr> <td>Agree</td> <td>0</td> <td>0%</td> </tr> <tr> <td>Uncertain</td> <td>0</td> <td>0%</td> </tr> <tr> <td>Disagree</td> <td>0</td> <td>0%</td> </tr> <tr> <td>Strongly Disagree</td> <td>0</td> <td>0%</td> </tr> </tbody> </table> | Choice | Number             | Percentage | Strongly Agree | 3 | 100% | Agree | 0 | 0% | Uncertain | 0 | 0% | Disagree | 0 | 0% | Strongly Disagree | 0 | 0% | <p>A pie chart representing the distribution of responses for the question 'I participated actively in the Course'. The chart is a single solid blue circle with the text '100%' in the center. To the right of the chart is a legend consisting of a small blue circle followed by the text 'Stron...'. The data table indicates that 3 out of 3 respondents (100%) chose 'Strongly Agree'.</p>  |  |  |
| Choice                               | Number   | Percentage  |        |                    |            |                |   |      |       |   |    |           |   |    |          |   |    |                   |   |    |   |  |  |
| Strongly Agree                       | 3  | 100%  |        |                    |            |                |   |      |       |   |    |           |   |    |          |   |    |                   |   |    |   |  |  |
| Agree                                | 0  | 0%  |        |                    |            |                |   |      |       |   |    |           |   |    |          |   |    |                   |   |    |   |  |  |
| Uncertain                            | 0  | 0%  |        |                    |            |                |   |      |       |   |    |           |   |    |          |   |    |                   |   |    |   |  |  |
| Disagree                             | 0  | 0%  |        |                    |            |                |   |      |       |   |    |           |   |    |          |   |    |                   |   |    |   |  |  |
| Strongly Disagree                    | 0  | 0%  |        |                    |            |                |   |      |       |   |    |           |   |    |          |   |    |                   |   |    |   |  |  |

| 5                 | I think I have made progress in this Course   | <table border="1"> <thead> <tr> <th>Choice</th> <th>Number</th> <th>Percentage</th> </tr> </thead> <tbody> <tr> <td>Strongly Agree</td> <td>3</td> <td>100%</td> </tr> <tr> <td>Agree</td> <td>0</td> <td>0%</td> </tr> <tr> <td>Uncertain</td> <td>0</td> <td>0%</td> </tr> <tr> <td>Disagree</td> <td>0</td> <td>0%</td> </tr> <tr> <td>Strongly Disagree</td> <td>0</td> <td>0%</td> </tr> </tbody> </table>       | Choice | Number | Percentage | Strongly Agree | 3 | 100%   | Agree | 0 | 0%     | Uncertain | 0 | 0% | Disagree | 0 | 0% | Strongly Disagree | 0 | 0% |  <p>100%</p> <ul style="list-style-type: none"> <li>● Stron...</li> </ul>                                   |
|-------------------|---|---|--------|--------|------------|----------------|---|--------|-------|---|--------|-----------|---|----|----------|---|----|-------------------|---|----|---|
| Choice            | Number  | Percentage  |        |        |            |                |   |        |       |   |        |           |   |    |          |   |    |                   |   |    |   |
| Strongly Agree    | 3   | 100%  |        |        |            |                |   |        |       |   |        |           |   |    |          |   |    |                   |   |    |   |
| Agree             | 0   | 0%  |        |        |            |                |   |        |       |   |        |           |   |    |          |   |    |                   |   |    |   |
| Uncertain         | 0   | 0%  |        |        |            |                |   |        |       |   |        |           |   |    |          |   |    |                   |   |    |   |
| Disagree          | 0   | 0%  |        |        |            |                |   |        |       |   |        |           |   |    |          |   |    |                   |   |    |   |
| Strongly Disagree | 0   | 0%  |        |        |            |                |   |        |       |   |        |           |   |    |          |   |    |                   |   |    |   |
| 6                 | I think the Course was well structured to achieve the learning outcomes (there was a good balance of lectures, tutorials, practical etc.) | <table border="1"> <thead> <tr> <th>Choice</th> <th>Number</th> <th>Percentage</th> </tr> </thead> <tbody> <tr> <td>Strongly Agree</td> <td>3</td> <td>100%</td> </tr> <tr> <td>Agree</td> <td>0</td> <td>0%</td> </tr> <tr> <td>Uncertain</td> <td>0</td> <td>0%</td> </tr> <tr> <td>Disagree</td> <td>0</td> <td>0%</td> </tr> <tr> <td>Strongly Disagree</td> <td>0</td> <td>0%</td> </tr> </tbody> </table>       | Choice | Number | Percentage | Strongly Agree | 3 | 100%   | Agree | 0 | 0%     | Uncertain | 0 | 0% | Disagree | 0 | 0% | Strongly Disagree | 0 | 0% |  <p>100%</p> <ul style="list-style-type: none"> <li>● Stron...</li> </ul>                                  |
| Choice            | Number  | Percentage  |        |        |            |                |   |        |       |   |        |           |   |    |          |   |    |                   |   |    |   |
| Strongly Agree    | 3   | 100%  |        |        |            |                |   |        |       |   |        |           |   |    |          |   |    |                   |   |    |   |
| Agree             | 0   | 0%  |        |        |            |                |   |        |       |   |        |           |   |    |          |   |    |                   |   |    |   |
| Uncertain         | 0   | 0%  |        |        |            |                |   |        |       |   |        |           |   |    |          |   |    |                   |   |    |   |
| Disagree          | 0   | 0%  |        |        |            |                |   |        |       |   |        |           |   |    |          |   |    |                   |   |    |   |
| Strongly Disagree | 0   | 0%  |        |        |            |                |   |        |       |   |        |           |   |    |          |   |    |                   |   |    |   |
| 7                 | The learning and teaching methods encouraged participation  | <table border="1"> <thead> <tr> <th>Choice</th> <th>Number</th> <th>Percentage</th> </tr> </thead> <tbody> <tr> <td>Strongly Agree</td> <td>3</td> <td>100%</td> </tr> <tr> <td>Agree</td> <td>0</td> <td>0%</td> </tr> <tr> <td>Uncertain</td> <td>0</td> <td>0%</td> </tr> <tr> <td>Disagree</td> <td>0</td> <td>0%</td> </tr> <tr> <td>Strongly Disagree</td> <td>0</td> <td>0%</td> </tr> </tbody> </table>       | Choice | Number | Percentage | Strongly Agree | 3 | 100%   | Agree | 0 | 0%     | Uncertain | 0 | 0% | Disagree | 0 | 0% | Strongly Disagree | 0 | 0% |  <p>100%</p> <ul style="list-style-type: none"> <li>● Stron...</li> </ul>                                 |
| Choice            | Number  | Percentage  |        |        |            |                |   |        |       |   |        |           |   |    |          |   |    |                   |   |    |   |
| Strongly Agree    | 3   | 100%  |        |        |            |                |   |        |       |   |        |           |   |    |          |   |    |                   |   |    |   |
| Agree             | 0   | 0%  |        |        |            |                |   |        |       |   |        |           |   |    |          |   |    |                   |   |    |   |
| Uncertain         | 0   | 0%  |        |        |            |                |   |        |       |   |        |           |   |    |          |   |    |                   |   |    |   |
| Disagree          | 0   | 0%  |        |        |            |                |   |        |       |   |        |           |   |    |          |   |    |                   |   |    |   |
| Strongly Disagree | 0   | 0%  |        |        |            |                |   |        |       |   |        |           |   |    |          |   |    |                   |   |    |   |
| 8                 | The overall environment in the class was conducive to learning  | <table border="1"> <thead> <tr> <th>Choice</th> <th>Number</th> <th>Percentage</th> </tr> </thead> <tbody> <tr> <td>Strongly Agree</td> <td>2</td> <td>66.67%</td> </tr> <tr> <td>Agree</td> <td>1</td> <td>33.33%</td> </tr> <tr> <td>Uncertain</td> <td>0</td> <td>0%</td> </tr> <tr> <td>Disagree</td> <td>0</td> <td>0%</td> </tr> <tr> <td>Strongly Disagree</td> <td>0</td> <td>0%</td> </tr> </tbody> </table> | Choice | Number | Percentage | Strongly Agree | 2 | 66.67% | Agree | 1 | 33.33% | Uncertain | 0 | 0% | Disagree | 0 | 0% | Strongly Disagree | 0 | 0% |  <p>66.7%</p> <p>33.3%</p> <ul style="list-style-type: none"> <li>● Stron...</li> <li>● Agree</li> </ul> |
| Choice            | Number  | Percentage  |        |        |            |                |   |        |       |   |        |           |   |    |          |   |    |                   |   |    |   |
| Strongly Agree    | 2   | 66.67%  |        |        |            |                |   |        |       |   |        |           |   |    |          |   |    |                   |   |    |   |
| Agree             | 1   | 33.33%  |        |        |            |                |   |        |       |   |        |           |   |    |          |   |    |                   |   |    |   |
| Uncertain         | 0   | 0%  |        |        |            |                |   |        |       |   |        |           |   |    |          |   |    |                   |   |    |   |
| Disagree          | 0   | 0%  |        |        |            |                |   |        |       |   |        |           |   |    |          |   |    |                   |   |    |   |
| Strongly Disagree | 0   | 0%  |        |        |            |                |   |        |       |   |        |           |   |    |          |   |    |                   |   |    |   |
| 9                 | Classrooms were satisfactory  | <table border="1"> <thead> <tr> <th>Choice</th> <th>Number</th> <th>Percentage</th> </tr> </thead> <tbody> <tr> <td>Strongly Agree</td> <td>2</td> <td>66.67%</td> </tr> <tr> <td>Agree</td> <td>1</td> <td>33.33%</td> </tr> <tr> <td>Uncertain</td> <td>0</td> <td>0%</td> </tr> <tr> <td>Disagree</td> <td>0</td> <td>0%</td> </tr> <tr> <td>Strongly Disagree</td> <td>0</td> <td>0%</td> </tr> </tbody> </table> | Choice | Number | Percentage | Strongly Agree | 2 | 66.67% | Agree | 1 | 33.33% | Uncertain | 0 | 0% | Disagree | 0 | 0% | Strongly Disagree | 0 | 0% |  <p>66.7%</p> <p>33.3%</p> <ul style="list-style-type: none"> <li>● Stron...</li> <li>● Agree</li> </ul> |
| Choice            | Number  | Percentage  |        |        |            |                |   |        |       |   |        |           |   |    |          |   |    |                   |   |    |   |
| Strongly Agree    | 2   | 66.67%  |        |        |            |                |   |        |       |   |        |           |   |    |          |   |    |                   |   |    |   |
| Agree             | 1   | 33.33%  |        |        |            |                |   |        |       |   |        |           |   |    |          |   |    |                   |   |    |   |
| Uncertain         | 0   | 0%  |        |        |            |                |   |        |       |   |        |           |   |    |          |   |    |                   |   |    |   |
| Disagree          | 0   | 0%  |        |        |            |                |   |        |       |   |        |           |   |    |          |   |    |                   |   |    |   |
| Strongly Disagree | 0   | 0%  |        |        |            |                |   |        |       |   |        |           |   |    |          |   |    |                   |   |    |   |

| 10                | Learning materials (Lesson Plans, Course Notes etc.) were relevant and useful              | <table border="1"> <thead> <tr> <th>Choice</th> <th>Number</th> <th>Percentage</th> </tr> </thead> <tbody> <tr> <td>Strongly Agree</td> <td>3</td> <td>100%</td> </tr> <tr> <td>Agree</td> <td>0</td> <td>0%</td> </tr> <tr> <td>Uncertain</td> <td>0</td> <td>0%</td> </tr> <tr> <td>Disagree</td> <td>0</td> <td>0%</td> </tr> <tr> <td>Strongly Disagree</td> <td>0</td> <td>0%</td> </tr> </tbody> </table> | Choice | Number | Percentage | Strongly Agree | 3 | 100% | Agree | 0 | 0% | Uncertain | 0 | 0% | Disagree | 0 | 0% | Strongly Disagree | 0 | 0% |  <p>● Stron...</p>    |
|-------------------|--|---|--------|--------|------------|----------------|---|------|-------|---|----|-----------|---|----|----------|---|----|-------------------|---|----|---|
| Choice            | Number   | Percentage  |        |        |            |                |   |      |       |   |    |           |   |    |          |   |    |                   |   |    |   |
| Strongly Agree    | 3  | 100%  |        |        |            |                |   |      |       |   |    |           |   |    |          |   |    |                   |   |    |   |
| Agree             | 0  | 0%  |        |        |            |                |   |      |       |   |    |           |   |    |          |   |    |                   |   |    |   |
| Uncertain         | 0  | 0%  |        |        |            |                |   |      |       |   |    |           |   |    |          |   |    |                   |   |    |   |
| Disagree          | 0  | 0%  |        |        |            |                |   |      |       |   |    |           |   |    |          |   |    |                   |   |    |   |
| Strongly Disagree | 0  | 0%  |        |        |            |                |   |      |       |   |    |           |   |    |          |   |    |                   |   |    |   |
| 11                | Recommended reading Books etc. were relevant and appropriate                               | <table border="1"> <thead> <tr> <th>Choice</th> <th>Number</th> <th>Percentage</th> </tr> </thead> <tbody> <tr> <td>Strongly Agree</td> <td>3</td> <td>100%</td> </tr> <tr> <td>Agree</td> <td>0</td> <td>0%</td> </tr> <tr> <td>Uncertain</td> <td>0</td> <td>0%</td> </tr> <tr> <td>Disagree</td> <td>0</td> <td>0%</td> </tr> <tr> <td>Strongly Disagree</td> <td>0</td> <td>0%</td> </tr> </tbody> </table> | Choice | Number | Percentage | Strongly Agree | 3 | 100% | Agree | 0 | 0% | Uncertain | 0 | 0% | Disagree | 0 | 0% | Strongly Disagree | 0 | 0% |  <p>● Stron...</p>   |
| Choice            | Number   | Percentage  |        |        |            |                |   |      |       |   |    |           |   |    |          |   |    |                   |   |    |   |
| Strongly Agree    | 3  | 100%  |        |        |            |                |   |      |       |   |    |           |   |    |          |   |    |                   |   |    |   |
| Agree             | 0  | 0%  |        |        |            |                |   |      |       |   |    |           |   |    |          |   |    |                   |   |    |   |
| Uncertain         | 0  | 0%  |        |        |            |                |   |      |       |   |    |           |   |    |          |   |    |                   |   |    |   |
| Disagree          | 0  | 0%  |        |        |            |                |   |      |       |   |    |           |   |    |          |   |    |                   |   |    |   |
| Strongly Disagree | 0  | 0%  |        |        |            |                |   |      |       |   |    |           |   |    |          |   |    |                   |   |    |   |
| 12                | The provision of learning resources in the library was adequate and appropriate            | <table border="1"> <thead> <tr> <th>Choice</th> <th>Number</th> <th>Percentage</th> </tr> </thead> <tbody> <tr> <td>Strongly Agree</td> <td>3</td> <td>100%</td> </tr> <tr> <td>Agree</td> <td>0</td> <td>0%</td> </tr> <tr> <td>Uncertain</td> <td>0</td> <td>0%</td> </tr> <tr> <td>Disagree</td> <td>0</td> <td>0%</td> </tr> <tr> <td>Strongly Disagree</td> <td>0</td> <td>0%</td> </tr> </tbody> </table> | Choice | Number | Percentage | Strongly Agree | 3 | 100% | Agree | 0 | 0% | Uncertain | 0 | 0% | Disagree | 0 | 0% | Strongly Disagree | 0 | 0% |  <p>● Stron...</p>  |
| Choice            | Number   | Percentage  |        |        |            |                |   |      |       |   |    |           |   |    |          |   |    |                   |   |    |   |
| Strongly Agree    | 3  | 100%  |        |        |            |                |   |      |       |   |    |           |   |    |          |   |    |                   |   |    |   |
| Agree             | 0  | 0%  |        |        |            |                |   |      |       |   |    |           |   |    |          |   |    |                   |   |    |   |
| Uncertain         | 0  | 0%  |        |        |            |                |   |      |       |   |    |           |   |    |          |   |    |                   |   |    |   |
| Disagree          | 0  | 0%  |        |        |            |                |   |      |       |   |    |           |   |    |          |   |    |                   |   |    |   |
| Strongly Disagree | 0  | 0%  |        |        |            |                |   |      |       |   |    |           |   |    |          |   |    |                   |   |    |   |
| 13                | The provision of learning resources on the Web was adequate and appropriate ( if relevant) | <table border="1"> <thead> <tr> <th>Choice</th> <th>Number</th> <th>Percentage</th> </tr> </thead> <tbody> <tr> <td>Strongly Agree</td> <td>3</td> <td>100%</td> </tr> <tr> <td>Agree</td> <td>0</td> <td>0%</td> </tr> <tr> <td>Uncertain</td> <td>0</td> <td>0%</td> </tr> <tr> <td>Disagree</td> <td>0</td> <td>0%</td> </tr> <tr> <td>Strongly Disagree</td> <td>0</td> <td>0%</td> </tr> </tbody> </table> | Choice | Number | Percentage | Strongly Agree | 3 | 100% | Agree | 0 | 0% | Uncertain | 0 | 0% | Disagree | 0 | 0% | Strongly Disagree | 0 | 0% |  <p>● Stron...</p> |
| Choice            | Number   | Percentage  |        |        |            |                |   |      |       |   |    |           |   |    |          |   |    |                   |   |    |   |
| Strongly Agree    | 3  | 100%  |        |        |            |                |   |      |       |   |    |           |   |    |          |   |    |                   |   |    |   |
| Agree             | 0  | 0%  |        |        |            |                |   |      |       |   |    |           |   |    |          |   |    |                   |   |    |   |
| Uncertain         | 0  | 0%  |        |        |            |                |   |      |       |   |    |           |   |    |          |   |    |                   |   |    |   |
| Disagree          | 0  | 0%  |        |        |            |                |   |      |       |   |    |           |   |    |          |   |    |                   |   |    |   |
| Strongly Disagree | 0  | 0%  |        |        |            |                |   |      |       |   |    |           |   |    |          |   |    |                   |   |    |   |
| 14                | The Course stimulated my interest and thought on the subject area                          | <table border="1"> <thead> <tr> <th>Choice</th> <th>Number</th> <th>Percentage</th> </tr> </thead> <tbody> <tr> <td>Strongly Agree</td> <td>3</td> <td>100%</td> </tr> <tr> <td>Agree</td> <td>0</td> <td>0%</td> </tr> <tr> <td>Uncertain</td> <td>0</td> <td>0%</td> </tr> <tr> <td>Disagree</td> <td>0</td> <td>0%</td> </tr> <tr> <td>Strongly Disagree</td> <td>0</td> <td>0%</td> </tr> </tbody> </table> | Choice | Number | Percentage | Strongly Agree | 3 | 100% | Agree | 0 | 0% | Uncertain | 0 | 0% | Disagree | 0 | 0% | Strongly Disagree | 0 | 0% |  <p>● Stron...</p> |
| Choice            | Number   | Percentage  |        |        |            |                |   |      |       |   |    |           |   |    |          |   |    |                   |   |    |   |
| Strongly Agree    | 3  | 100%  |        |        |            |                |   |      |       |   |    |           |   |    |          |   |    |                   |   |    |   |
| Agree             | 0  | 0%  |        |        |            |                |   |      |       |   |    |           |   |    |          |   |    |                   |   |    |   |
| Uncertain         | 0  | 0%  |        |        |            |                |   |      |       |   |    |           |   |    |          |   |    |                   |   |    |   |
| Disagree          | 0  | 0%  |        |        |            |                |   |      |       |   |    |           |   |    |          |   |    |                   |   |    |   |
| Strongly Disagree | 0  | 0%  |        |        |            |                |   |      |       |   |    |           |   |    |          |   |    |                   |   |    |   |

| 15                | The pace of the Course was appropriate    | <table border="1"> <thead> <tr> <th>Choice</th> <th>Number</th> <th>Percentage</th> </tr> </thead> <tbody> <tr> <td>Strongly Agree</td> <td>3</td> <td>100%</td> </tr> <tr> <td>Agree</td> <td>0</td> <td>0%</td> </tr> <tr> <td>Uncertain</td> <td>0</td> <td>0%</td> </tr> <tr> <td>Disagree</td> <td>0</td> <td>0%</td> </tr> <tr> <td>Strongly Disagree</td> <td>0</td> <td>0%</td> </tr> </tbody> </table> | Choice | Number | Percentage | Strongly Agree | 3 | 100% | Agree | 0 | 0% | Uncertain | 0 | 0% | Disagree | 0 | 0% | Strongly Disagree | 0 | 0% |  <p>100%</p> <p>● Stron...</p>    |
|-------------------|---|---|--------|--------|------------|----------------|---|------|-------|---|----|-----------|---|----|----------|---|----|-------------------|---|----|---|
| Choice            | Number                                    | Percentage  |        |        |            |                |   |      |       |   |    |           |   |    |          |   |    |                   |   |    |   |
| Strongly Agree    | 3   | 100%  |        |        |            |                |   |      |       |   |    |           |   |    |          |   |    |                   |   |    |   |
| Agree             | 0   | 0%  |        |        |            |                |   |      |       |   |    |           |   |    |          |   |    |                   |   |    |   |
| Uncertain         | 0   | 0%  |        |        |            |                |   |      |       |   |    |           |   |    |          |   |    |                   |   |    |   |
| Disagree          | 0   | 0%  |        |        |            |                |   |      |       |   |    |           |   |    |          |   |    |                   |   |    |   |
| Strongly Disagree | 0   | 0%  |        |        |            |                |   |      |       |   |    |           |   |    |          |   |    |                   |   |    |   |
| 16                | Ideas and concepts were presented clearly | <table border="1"> <thead> <tr> <th>Choice</th> <th>Number</th> <th>Percentage</th> </tr> </thead> <tbody> <tr> <td>Strongly Agree</td> <td>3</td> <td>100%</td> </tr> <tr> <td>Agree</td> <td>0</td> <td>0%</td> </tr> <tr> <td>Uncertain</td> <td>0</td> <td>0%</td> </tr> <tr> <td>Disagree</td> <td>0</td> <td>0%</td> </tr> <tr> <td>Strongly Disagree</td> <td>0</td> <td>0%</td> </tr> </tbody> </table> | Choice | Number | Percentage | Strongly Agree | 3 | 100% | Agree | 0 | 0% | Uncertain | 0 | 0% | Disagree | 0 | 0% | Strongly Disagree | 0 | 0% |  <p>100%</p> <p>● Stron...</p>   |
| Choice            | Number                                    | Percentage  |        |        |            |                |   |      |       |   |    |           |   |    |          |   |    |                   |   |    |   |
| Strongly Agree    | 3   | 100%  |        |        |            |                |   |      |       |   |    |           |   |    |          |   |    |                   |   |    |   |
| Agree             | 0   | 0%  |        |        |            |                |   |      |       |   |    |           |   |    |          |   |    |                   |   |    |   |
| Uncertain         | 0   | 0%  |        |        |            |                |   |      |       |   |    |           |   |    |          |   |    |                   |   |    |   |
| Disagree          | 0   | 0%  |        |        |            |                |   |      |       |   |    |           |   |    |          |   |    |                   |   |    |   |
| Strongly Disagree | 0   | 0%  |        |        |            |                |   |      |       |   |    |           |   |    |          |   |    |                   |   |    |   |
| 17                | The method of assessment were reasonable  | <table border="1"> <thead> <tr> <th>Choice</th> <th>Number</th> <th>Percentage</th> </tr> </thead> <tbody> <tr> <td>Strongly Agree</td> <td>3</td> <td>100%</td> </tr> <tr> <td>Agree</td> <td>0</td> <td>0%</td> </tr> <tr> <td>Uncertain</td> <td>0</td> <td>0%</td> </tr> <tr> <td>Disagree</td> <td>0</td> <td>0%</td> </tr> <tr> <td>Strongly Disagree</td> <td>0</td> <td>0%</td> </tr> </tbody> </table> | Choice | Number | Percentage | Strongly Agree | 3 | 100% | Agree | 0 | 0% | Uncertain | 0 | 0% | Disagree | 0 | 0% | Strongly Disagree | 0 | 0% |  <p>100%</p> <p>● Stron...</p>  |
| Choice            | Number                                    | Percentage  |        |        |            |                |   |      |       |   |    |           |   |    |          |   |    |                   |   |    |   |
| Strongly Agree    | 3   | 100%  |        |        |            |                |   |      |       |   |    |           |   |    |          |   |    |                   |   |    |   |
| Agree             | 0   | 0%  |        |        |            |                |   |      |       |   |    |           |   |    |          |   |    |                   |   |    |   |
| Uncertain         | 0   | 0%  |        |        |            |                |   |      |       |   |    |           |   |    |          |   |    |                   |   |    |   |
| Disagree          | 0   | 0%  |        |        |            |                |   |      |       |   |    |           |   |    |          |   |    |                   |   |    |   |
| Strongly Disagree | 0   | 0%  |        |        |            |                |   |      |       |   |    |           |   |    |          |   |    |                   |   |    |   |
| 18                | Feedback on assessment was timely         | <table border="1"> <thead> <tr> <th>Choice</th> <th>Number</th> <th>Percentage</th> </tr> </thead> <tbody> <tr> <td>Strongly Agree</td> <td>3</td> <td>100%</td> </tr> <tr> <td>Agree</td> <td>0</td> <td>0%</td> </tr> <tr> <td>Uncertain</td> <td>0</td> <td>0%</td> </tr> <tr> <td>Disagree</td> <td>0</td> <td>0%</td> </tr> <tr> <td>Strongly Disagree</td> <td>0</td> <td>0%</td> </tr> </tbody> </table> | Choice | Number | Percentage | Strongly Agree | 3 | 100% | Agree | 0 | 0% | Uncertain | 0 | 0% | Disagree | 0 | 0% | Strongly Disagree | 0 | 0% |  <p>100%</p> <p>● Stron...</p> |
| Choice            | Number                                    | Percentage  |        |        |            |                |   |      |       |   |    |           |   |    |          |   |    |                   |   |    |   |
| Strongly Agree    | 3   | 100%  |        |        |            |                |   |      |       |   |    |           |   |    |          |   |    |                   |   |    |   |
| Agree             | 0   | 0%  |        |        |            |                |   |      |       |   |    |           |   |    |          |   |    |                   |   |    |   |
| Uncertain         | 0   | 0%  |        |        |            |                |   |      |       |   |    |           |   |    |          |   |    |                   |   |    |   |
| Disagree          | 0   | 0%  |        |        |            |                |   |      |       |   |    |           |   |    |          |   |    |                   |   |    |   |
| Strongly Disagree | 0   | 0%  |        |        |            |                |   |      |       |   |    |           |   |    |          |   |    |                   |   |    |   |
| 19                | Feedback on assessment was helpful        | <table border="1"> <thead> <tr> <th>Choice</th> <th>Number</th> <th>Percentage</th> </tr> </thead> <tbody> <tr> <td>Strongly Agree</td> <td>3</td> <td>100%</td> </tr> <tr> <td>Agree</td> <td>0</td> <td>0%</td> </tr> <tr> <td>Uncertain</td> <td>0</td> <td>0%</td> </tr> <tr> <td>Disagree</td> <td>0</td> <td>0%</td> </tr> <tr> <td>Strongly Disagree</td> <td>0</td> <td>0%</td> </tr> </tbody> </table> | Choice | Number | Percentage | Strongly Agree | 3 | 100% | Agree | 0 | 0% | Uncertain | 0 | 0% | Disagree | 0 | 0% | Strongly Disagree | 0 | 0% |  <p>100%</p> <p>● Stron...</p> |
| Choice            | Number                                    | Percentage  |        |        |            |                |   |      |       |   |    |           |   |    |          |   |    |                   |   |    |   |
| Strongly Agree    | 3   | 100%  |        |        |            |                |   |      |       |   |    |           |   |    |          |   |    |                   |   |    |   |
| Agree             | 0   | 0%  |        |        |            |                |   |      |       |   |    |           |   |    |          |   |    |                   |   |    |   |
| Uncertain         | 0   | 0%  |        |        |            |                |   |      |       |   |    |           |   |    |          |   |    |                   |   |    |   |
| Disagree          | 0   | 0%  |        |        |            |                |   |      |       |   |    |           |   |    |          |   |    |                   |   |    |   |
| Strongly Disagree | 0   | 0%  |        |        |            |                |   |      |       |   |    |           |   |    |          |   |    |                   |   |    |   |

| 20                | I understood the lectures                                   | <table border="1"> <thead> <tr> <th>Choice</th> <th>Number</th> <th>Percentage</th> </tr> </thead> <tbody> <tr> <td>Strongly Agree</td> <td>3</td> <td>100%</td> </tr> <tr> <td>Agree</td> <td>0</td> <td>0%</td> </tr> <tr> <td>Uncertain</td> <td>0</td> <td>0%</td> </tr> <tr> <td>Disagree</td> <td>0</td> <td>0%</td> </tr> <tr> <td>Strongly Disagree</td> <td>0</td> <td>0%</td> </tr> </tbody> </table> | Choice | Number | Percentage | Strongly Agree | 3 | 100% | Agree | 0 | 0% | Uncertain | 0 | 0% | Disagree | 0 | 0% | Strongly Disagree | 0 | 0% |  <p>100%</p> <p>● Stron...</p>    |
|-------------------|---|---|--------|--------|------------|----------------|---|------|-------|---|----|-----------|---|----|----------|---|----|-------------------|---|----|---|
| Choice            | Number  | Percentage  |        |        |            |                |   |      |       |   |    |           |   |    |          |   |    |                   |   |    |   |
| Strongly Agree    | 3   | 100%  |        |        |            |                |   |      |       |   |    |           |   |    |          |   |    |                   |   |    |   |
| Agree             | 0   | 0%  |        |        |            |                |   |      |       |   |    |           |   |    |          |   |    |                   |   |    |   |
| Uncertain         | 0   | 0%  |        |        |            |                |   |      |       |   |    |           |   |    |          |   |    |                   |   |    |   |
| Disagree          | 0   | 0%  |        |        |            |                |   |      |       |   |    |           |   |    |          |   |    |                   |   |    |   |
| Strongly Disagree | 0   | 0%  |        |        |            |                |   |      |       |   |    |           |   |    |          |   |    |                   |   |    |   |
| 21                | The material was well organized and presented               | <table border="1"> <thead> <tr> <th>Choice</th> <th>Number</th> <th>Percentage</th> </tr> </thead> <tbody> <tr> <td>Strongly Agree</td> <td>3</td> <td>100%</td> </tr> <tr> <td>Agree</td> <td>0</td> <td>0%</td> </tr> <tr> <td>Uncertain</td> <td>0</td> <td>0%</td> </tr> <tr> <td>Disagree</td> <td>0</td> <td>0%</td> </tr> <tr> <td>Strongly Disagree</td> <td>0</td> <td>0%</td> </tr> </tbody> </table> | Choice | Number | Percentage | Strongly Agree | 3 | 100% | Agree | 0 | 0% | Uncertain | 0 | 0% | Disagree | 0 | 0% | Strongly Disagree | 0 | 0% |  <p>100%</p> <p>● Stron...</p>   |
| Choice            | Number  | Percentage  |        |        |            |                |   |      |       |   |    |           |   |    |          |   |    |                   |   |    |   |
| Strongly Agree    | 3   | 100%  |        |        |            |                |   |      |       |   |    |           |   |    |          |   |    |                   |   |    |   |
| Agree             | 0   | 0%  |        |        |            |                |   |      |       |   |    |           |   |    |          |   |    |                   |   |    |   |
| Uncertain         | 0   | 0%  |        |        |            |                |   |      |       |   |    |           |   |    |          |   |    |                   |   |    |   |
| Disagree          | 0   | 0%  |        |        |            |                |   |      |       |   |    |           |   |    |          |   |    |                   |   |    |   |
| Strongly Disagree | 0   | 0%  |        |        |            |                |   |      |       |   |    |           |   |    |          |   |    |                   |   |    |   |
| 22                | The instructor was responsive to student needs and problems | <table border="1"> <thead> <tr> <th>Choice</th> <th>Number</th> <th>Percentage</th> </tr> </thead> <tbody> <tr> <td>Strongly Agree</td> <td>3</td> <td>100%</td> </tr> <tr> <td>Agree</td> <td>0</td> <td>0%</td> </tr> <tr> <td>Uncertain</td> <td>0</td> <td>0%</td> </tr> <tr> <td>Disagree</td> <td>0</td> <td>0%</td> </tr> <tr> <td>Strongly Disagree</td> <td>0</td> <td>0%</td> </tr> </tbody> </table> | Choice | Number | Percentage | Strongly Agree | 3 | 100% | Agree | 0 | 0% | Uncertain | 0 | 0% | Disagree | 0 | 0% | Strongly Disagree | 0 | 0% |  <p>100%</p> <p>● Stron...</p>  |
| Choice            | Number  | Percentage  |        |        |            |                |   |      |       |   |    |           |   |    |          |   |    |                   |   |    |   |
| Strongly Agree    | 3   | 100%  |        |        |            |                |   |      |       |   |    |           |   |    |          |   |    |                   |   |    |   |
| Agree             | 0   | 0%  |        |        |            |                |   |      |       |   |    |           |   |    |          |   |    |                   |   |    |   |
| Uncertain         | 0   | 0%  |        |        |            |                |   |      |       |   |    |           |   |    |          |   |    |                   |   |    |   |
| Disagree          | 0   | 0%  |        |        |            |                |   |      |       |   |    |           |   |    |          |   |    |                   |   |    |   |
| Strongly Disagree | 0   | 0%  |        |        |            |                |   |      |       |   |    |           |   |    |          |   |    |                   |   |    |   |
| 23                | Had the instructor been regular throughout the course       | <table border="1"> <thead> <tr> <th>Choice</th> <th>Number</th> <th>Percentage</th> </tr> </thead> <tbody> <tr> <td>Strongly Agree</td> <td>3</td> <td>100%</td> </tr> <tr> <td>Agree</td> <td>0</td> <td>0%</td> </tr> <tr> <td>Uncertain</td> <td>0</td> <td>0%</td> </tr> <tr> <td>Disagree</td> <td>0</td> <td>0%</td> </tr> <tr> <td>Strongly Disagree</td> <td>0</td> <td>0%</td> </tr> </tbody> </table> | Choice | Number | Percentage | Strongly Agree | 3 | 100% | Agree | 0 | 0% | Uncertain | 0 | 0% | Disagree | 0 | 0% | Strongly Disagree | 0 | 0% |  <p>100%</p> <p>● Stron...</p> |
| Choice            | Number  | Percentage  |        |        |            |                |   |      |       |   |    |           |   |    |          |   |    |                   |   |    |   |
| Strongly Agree    | 3   | 100%  |        |        |            |                |   |      |       |   |    |           |   |    |          |   |    |                   |   |    |   |
| Agree             | 0   | 0%  |        |        |            |                |   |      |       |   |    |           |   |    |          |   |    |                   |   |    |   |
| Uncertain         | 0   | 0%  |        |        |            |                |   |      |       |   |    |           |   |    |          |   |    |                   |   |    |   |
| Disagree          | 0   | 0%  |        |        |            |                |   |      |       |   |    |           |   |    |          |   |    |                   |   |    |   |
| Strongly Disagree | 0   | 0%  |        |        |            |                |   |      |       |   |    |           |   |    |          |   |    |                   |   |    |   |
| 24                | The material in the tutorials was useful                    | <table border="1"> <thead> <tr> <th>Choice</th> <th>Number</th> <th>Percentage</th> </tr> </thead> <tbody> <tr> <td>Strongly Agree</td> <td>3</td> <td>100%</td> </tr> <tr> <td>Agree</td> <td>0</td> <td>0%</td> </tr> <tr> <td>Uncertain</td> <td>0</td> <td>0%</td> </tr> <tr> <td>Disagree</td> <td>0</td> <td>0%</td> </tr> <tr> <td>Strongly Disagree</td> <td>0</td> <td>0%</td> </tr> </tbody> </table> | Choice | Number | Percentage | Strongly Agree | 3 | 100% | Agree | 0 | 0% | Uncertain | 0 | 0% | Disagree | 0 | 0% | Strongly Disagree | 0 | 0% |  <p>100%</p> <p>● Stron...</p> |
| Choice            | Number  | Percentage  |        |        |            |                |   |      |       |   |    |           |   |    |          |   |    |                   |   |    |   |
| Strongly Agree    | 3   | 100%  |        |        |            |                |   |      |       |   |    |           |   |    |          |   |    |                   |   |    |   |
| Agree             | 0   | 0%  |        |        |            |                |   |      |       |   |    |           |   |    |          |   |    |                   |   |    |   |
| Uncertain         | 0   | 0%  |        |        |            |                |   |      |       |   |    |           |   |    |          |   |    |                   |   |    |   |
| Disagree          | 0   | 0%  |        |        |            |                |   |      |       |   |    |           |   |    |          |   |    |                   |   |    |   |
| Strongly Disagree | 0   | 0%  |        |        |            |                |   |      |       |   |    |           |   |    |          |   |    |                   |   |    |   |

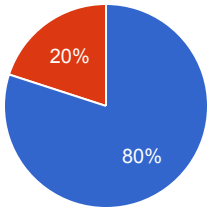
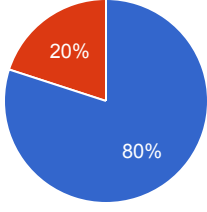
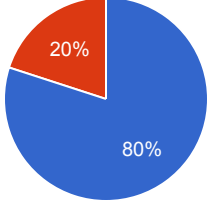
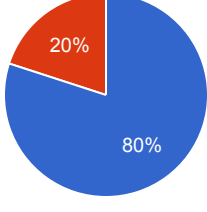
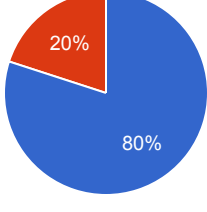
| 25                | I was happy with the amount of work needed for tutorials   | <table border="1"> <thead> <tr> <th>Choice</th> <th>Number</th> <th>Percentage</th> </tr> </thead> <tbody> <tr> <td>Strongly Agree</td> <td>2</td> <td>66.67%</td> </tr> <tr> <td>Agree</td> <td>1</td> <td>33.33%</td> </tr> <tr> <td>Uncertain</td> <td>0</td> <td>0%</td> </tr> <tr> <td>Disagree</td> <td>0</td> <td>0%</td> </tr> <tr> <td>Strongly Disagree</td> <td>0</td> <td>0%</td> </tr> </tbody> </table> | Choice | Number | Percentage | Strongly Agree | 2 | 66.67% | Agree | 1 | 33.33% | Uncertain | 0 | 0% | Disagree | 0 | 0% | Strongly Disagree | 0 | 0% |  <p>● Stron...<br/>● Agree</p>    |
|-------------------|--|---|--------|--------|------------|----------------|---|--------|-------|---|--------|-----------|---|----|----------|---|----|-------------------|---|----|---|
| Choice            | Number   | Percentage  |        |        |            |                |   |        |       |   |        |           |   |    |          |   |    |                   |   |    |   |
| Strongly Agree    | 2  | 66.67%  |        |        |            |                |   |        |       |   |        |           |   |    |          |   |    |                   |   |    |   |
| Agree             | 1  | 33.33%  |        |        |            |                |   |        |       |   |        |           |   |    |          |   |    |                   |   |    |   |
| Uncertain         | 0  | 0%  |        |        |            |                |   |        |       |   |        |           |   |    |          |   |    |                   |   |    |   |
| Disagree          | 0  | 0%  |        |        |            |                |   |        |       |   |        |           |   |    |          |   |    |                   |   |    |   |
| Strongly Disagree | 0  | 0%  |        |        |            |                |   |        |       |   |        |           |   |    |          |   |    |                   |   |    |   |
| 26                | The tutor dealt effectively with my problems   | <table border="1"> <thead> <tr> <th>Choice</th> <th>Number</th> <th>Percentage</th> </tr> </thead> <tbody> <tr> <td>Strongly Agree</td> <td>3</td> <td>100%</td> </tr> <tr> <td>Agree</td> <td>0</td> <td>0%</td> </tr> <tr> <td>Uncertain</td> <td>0</td> <td>0%</td> </tr> <tr> <td>Disagree</td> <td>0</td> <td>0%</td> </tr> <tr> <td>Strongly Disagree</td> <td>0</td> <td>0%</td> </tr> </tbody> </table>       | Choice | Number | Percentage | Strongly Agree | 3 | 100%   | Agree | 0 | 0%     | Uncertain | 0 | 0% | Disagree | 0 | 0% | Strongly Disagree | 0 | 0% |  <p>● Stron...</p>               |
| Choice            | Number   | Percentage  |        |        |            |                |   |        |       |   |        |           |   |    |          |   |    |                   |   |    |   |
| Strongly Agree    | 3  | 100%  |        |        |            |                |   |        |       |   |        |           |   |    |          |   |    |                   |   |    |   |
| Agree             | 0  | 0%  |        |        |            |                |   |        |       |   |        |           |   |    |          |   |    |                   |   |    |   |
| Uncertain         | 0  | 0%  |        |        |            |                |   |        |       |   |        |           |   |    |          |   |    |                   |   |    |   |
| Disagree          | 0  | 0%  |        |        |            |                |   |        |       |   |        |           |   |    |          |   |    |                   |   |    |   |
| Strongly Disagree | 0  | 0%  |        |        |            |                |   |        |       |   |        |           |   |    |          |   |    |                   |   |    |   |
| 27                | The material in the practicals was useful  | <table border="1"> <thead> <tr> <th>Choice</th> <th>Number</th> <th>Percentage</th> </tr> </thead> <tbody> <tr> <td>Strongly Agree</td> <td>2</td> <td>66.67%</td> </tr> <tr> <td>Agree</td> <td>1</td> <td>33.33%</td> </tr> <tr> <td>Uncertain</td> <td>0</td> <td>0%</td> </tr> <tr> <td>Disagree</td> <td>0</td> <td>0%</td> </tr> <tr> <td>Strongly Disagree</td> <td>0</td> <td>0%</td> </tr> </tbody> </table> | Choice | Number | Percentage | Strongly Agree | 2 | 66.67% | Agree | 1 | 33.33% | Uncertain | 0 | 0% | Disagree | 0 | 0% | Strongly Disagree | 0 | 0% |  <p>● Stron...<br/>● Agree</p>  |
| Choice            | Number   | Percentage  |        |        |            |                |   |        |       |   |        |           |   |    |          |   |    |                   |   |    |   |
| Strongly Agree    | 2  | 66.67%  |        |        |            |                |   |        |       |   |        |           |   |    |          |   |    |                   |   |    |   |
| Agree             | 1  | 33.33%  |        |        |            |                |   |        |       |   |        |           |   |    |          |   |    |                   |   |    |   |
| Uncertain         | 0  | 0%  |        |        |            |                |   |        |       |   |        |           |   |    |          |   |    |                   |   |    |   |
| Disagree          | 0  | 0%  |        |        |            |                |   |        |       |   |        |           |   |    |          |   |    |                   |   |    |   |
| Strongly Disagree | 0  | 0%  |        |        |            |                |   |        |       |   |        |           |   |    |          |   |    |                   |   |    |   |
| 28                | The demonstrators dealt effectively with my problems   | <table border="1"> <thead> <tr> <th>Choice</th> <th>Number</th> <th>Percentage</th> </tr> </thead> <tbody> <tr> <td>Strongly Agree</td> <td>2</td> <td>66.67%</td> </tr> <tr> <td>Agree</td> <td>1</td> <td>33.33%</td> </tr> <tr> <td>Uncertain</td> <td>0</td> <td>0%</td> </tr> <tr> <td>Disagree</td> <td>0</td> <td>0%</td> </tr> <tr> <td>Strongly Disagree</td> <td>0</td> <td>0%</td> </tr> </tbody> </table> | Choice | Number | Percentage | Strongly Agree | 2 | 66.67% | Agree | 1 | 33.33% | Uncertain | 0 | 0% | Disagree | 0 | 0% | Strongly Disagree | 0 | 0% |  <p>● Stron...<br/>● Agree</p> |
| Choice            | Number   | Percentage  |        |        |            |                |   |        |       |   |        |           |   |    |          |   |    |                   |   |    |   |
| Strongly Agree    | 2  | 66.67%  |        |        |            |                |   |        |       |   |        |           |   |    |          |   |    |                   |   |    |   |
| Agree             | 1  | 33.33%  |        |        |            |                |   |        |       |   |        |           |   |    |          |   |    |                   |   |    |   |
| Uncertain         | 0  | 0%  |        |        |            |                |   |        |       |   |        |           |   |    |          |   |    |                   |   |    |   |
| Disagree          | 0  | 0%  |        |        |            |                |   |        |       |   |        |           |   |    |          |   |    |                   |   |    |   |
| Strongly Disagree | 0  | 0%  |        |        |            |                |   |        |       |   |        |           |   |    |          |   |    |                   |   |    |   |
| 29                | The best features of the Course were   | agree   |        |        |            |                |   |        |       |   |        |           |   |    |          |   |    |                   |   |    |   |
| 30                | The Course could have been improved by   | agree   |        |        |            |                |   |        |       |   |        |           |   |    |          |   |    |                   |   |    |   |
| 31                | The University does not tolerate discrimination on any irrelevant distinction (e.g. race, age, gender) and is committed to work with diversity in a wholly positive way. Please indicate below anything in relation to this Course which may run counter to this objective |   |        |        |            |                |   |        |       |   |        |           |   |    |          |   |    |                   |   |    |   |

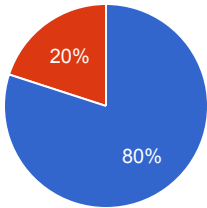
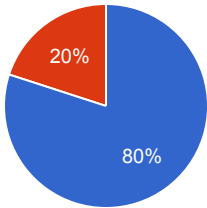
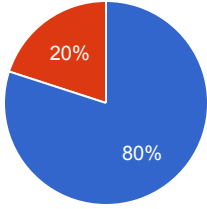
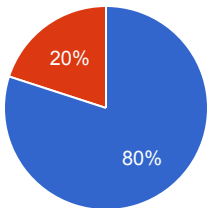
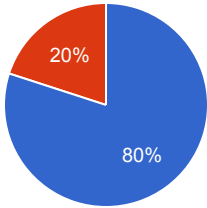


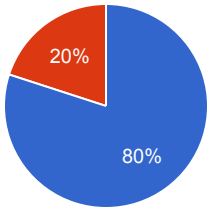
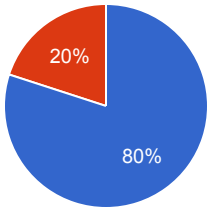
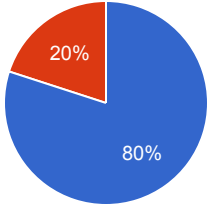
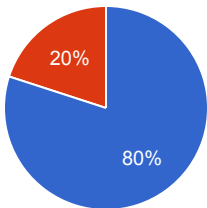
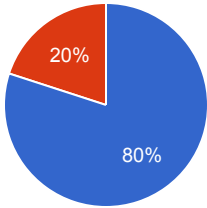


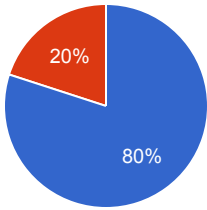
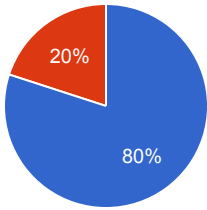
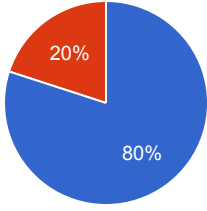
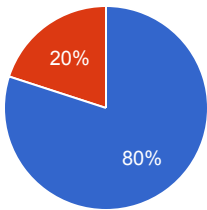
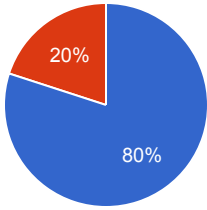
# Course Evaluation - Program: 0250

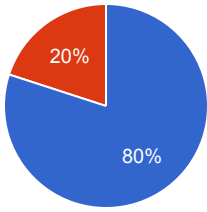
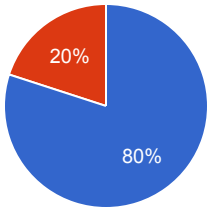
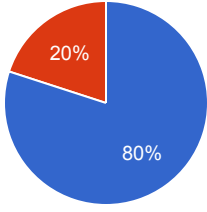
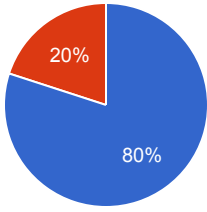
| Teacher Name: HAMZA KHWAJA   |  | Course ID: ECO-103<br>Course Title: Macro Economics   |        | Session: 2017 Fall |            |                |   |     |       |   |     |           |   |    |          |   |    |                   |   |    |  |  |  |
|------------------------------|--|---|--------|--------------------|------------|----------------|---|-----|-------|---|-----|-----------|---|----|----------|---|----|-------------------|---|----|--|--|--|
| Shift: Morning -- Section: C |  | Total Strength: 8   |        | Attempted: 5       |            |                |   |     |       |   |     |           |   |    |          |   |    |                   |   |    |  |  |  |
| S.No                         | Question   | Opinions  |        |                    | Chart      |                |   |     |       |   |     |           |   |    |          |   |    |                   |   |    |  |  |  |
| 1                            | The course objectives were clear   | <table border="1"> <thead> <tr> <th>Choice</th> <th>Number</th> <th>Percentage</th> </tr> </thead> <tbody> <tr> <td>Strongly Agree</td> <td>4</td> <td>80%</td> </tr> <tr> <td>Agree</td> <td>1</td> <td>20%</td> </tr> <tr> <td>Uncertain</td> <td>0</td> <td>0%</td> </tr> <tr> <td>Disagree</td> <td>0</td> <td>0%</td> </tr> <tr> <td>Strongly Disagree</td> <td>0</td> <td>0%</td> </tr> </tbody> </table> | Choice | Number             | Percentage | Strongly Agree | 4 | 80% | Agree | 1 | 20% | Uncertain | 0 | 0% | Disagree | 0 | 0% | Strongly Disagree | 0 | 0% | <p>A pie chart with a blue slice representing 80% (Strongly Agree) and a red slice representing 20% (Agree). The legend shows a blue circle for 'Stron...' and a red circle for 'Agree'.</p> |  |  |
| Choice                       | Number   | Percentage  |        |                    |            |                |   |     |       |   |     |           |   |    |          |   |    |                   |   |    |  |  |  |
| Strongly Agree               | 4  | 80%   |        |                    |            |                |   |     |       |   |     |           |   |    |          |   |    |                   |   |    |  |  |  |
| Agree                        | 1  | 20%   |        |                    |            |                |   |     |       |   |     |           |   |    |          |   |    |                   |   |    |  |  |  |
| Uncertain                    | 0  | 0%  |        |                    |            |                |   |     |       |   |     |           |   |    |          |   |    |                   |   |    |  |  |  |
| Disagree                     | 0  | 0%  |        |                    |            |                |   |     |       |   |     |           |   |    |          |   |    |                   |   |    |  |  |  |
| Strongly Disagree            | 0  | 0%  |        |                    |            |                |   |     |       |   |     |           |   |    |          |   |    |                   |   |    |  |  |  |
| 2                            | The Course workload was manageable   | <table border="1"> <thead> <tr> <th>Choice</th> <th>Number</th> <th>Percentage</th> </tr> </thead> <tbody> <tr> <td>Strongly Agree</td> <td>4</td> <td>80%</td> </tr> <tr> <td>Agree</td> <td>1</td> <td>20%</td> </tr> <tr> <td>Uncertain</td> <td>0</td> <td>0%</td> </tr> <tr> <td>Disagree</td> <td>0</td> <td>0%</td> </tr> <tr> <td>Strongly Disagree</td> <td>0</td> <td>0%</td> </tr> </tbody> </table> | Choice | Number             | Percentage | Strongly Agree | 4 | 80% | Agree | 1 | 20% | Uncertain | 0 | 0% | Disagree | 0 | 0% | Strongly Disagree | 0 | 0% | <p>A pie chart with a blue slice representing 80% (Strongly Agree) and a red slice representing 20% (Agree). The legend shows a blue circle for 'Stron...' and a red circle for 'Agree'.</p> |  |  |
| Choice                       | Number   | Percentage  |        |                    |            |                |   |     |       |   |     |           |   |    |          |   |    |                   |   |    |  |  |  |
| Strongly Agree               | 4  | 80%   |        |                    |            |                |   |     |       |   |     |           |   |    |          |   |    |                   |   |    |  |  |  |
| Agree                        | 1  | 20%   |        |                    |            |                |   |     |       |   |     |           |   |    |          |   |    |                   |   |    |  |  |  |
| Uncertain                    | 0  | 0%  |        |                    |            |                |   |     |       |   |     |           |   |    |          |   |    |                   |   |    |  |  |  |
| Disagree                     | 0  | 0%  |        |                    |            |                |   |     |       |   |     |           |   |    |          |   |    |                   |   |    |  |  |  |
| Strongly Disagree            | 0  | 0%  |        |                    |            |                |   |     |       |   |     |           |   |    |          |   |    |                   |   |    |  |  |  |
| 3                            | The Course was well organized (e.g. timely access to materials, notification of changes, etc.) | <table border="1"> <thead> <tr> <th>Choice</th> <th>Number</th> <th>Percentage</th> </tr> </thead> <tbody> <tr> <td>Strongly Agree</td> <td>4</td> <td>80%</td> </tr> <tr> <td>Agree</td> <td>1</td> <td>20%</td> </tr> <tr> <td>Uncertain</td> <td>0</td> <td>0%</td> </tr> <tr> <td>Disagree</td> <td>0</td> <td>0%</td> </tr> <tr> <td>Strongly Disagree</td> <td>0</td> <td>0%</td> </tr> </tbody> </table> | Choice | Number             | Percentage | Strongly Agree | 4 | 80% | Agree | 1 | 20% | Uncertain | 0 | 0% | Disagree | 0 | 0% | Strongly Disagree | 0 | 0% | <p>A pie chart with a blue slice representing 80% (Strongly Agree) and a red slice representing 20% (Agree). The legend shows a blue circle for 'Stron...' and a red circle for 'Agree'.</p> |  |  |
| Choice                       | Number   | Percentage  |        |                    |            |                |   |     |       |   |     |           |   |    |          |   |    |                   |   |    |  |  |  |
| Strongly Agree               | 4  | 80%   |        |                    |            |                |   |     |       |   |     |           |   |    |          |   |    |                   |   |    |  |  |  |
| Agree                        | 1  | 20%   |        |                    |            |                |   |     |       |   |     |           |   |    |          |   |    |                   |   |    |  |  |  |
| Uncertain                    | 0  | 0%  |        |                    |            |                |   |     |       |   |     |           |   |    |          |   |    |                   |   |    |  |  |  |
| Disagree                     | 0  | 0%  |        |                    |            |                |   |     |       |   |     |           |   |    |          |   |    |                   |   |    |  |  |  |
| Strongly Disagree            | 0  | 0%  |        |                    |            |                |   |     |       |   |     |           |   |    |          |   |    |                   |   |    |  |  |  |
| 4                            | I participated actively in the Course  | <table border="1"> <thead> <tr> <th>Choice</th> <th>Number</th> <th>Percentage</th> </tr> </thead> <tbody> <tr> <td>Strongly Agree</td> <td>4</td> <td>80%</td> </tr> <tr> <td>Agree</td> <td>1</td> <td>20%</td> </tr> <tr> <td>Uncertain</td> <td>0</td> <td>0%</td> </tr> <tr> <td>Disagree</td> <td>0</td> <td>0%</td> </tr> <tr> <td>Strongly Disagree</td> <td>0</td> <td>0%</td> </tr> </tbody> </table> | Choice | Number             | Percentage | Strongly Agree | 4 | 80% | Agree | 1 | 20% | Uncertain | 0 | 0% | Disagree | 0 | 0% | Strongly Disagree | 0 | 0% | <p>A pie chart with a blue slice representing 80% (Strongly Agree) and a red slice representing 20% (Agree). The legend shows a blue circle for 'Stron...' and a red circle for 'Agree'.</p> |  |  |
| Choice                       | Number   | Percentage  |        |                    |            |                |   |     |       |   |     |           |   |    |          |   |    |                   |   |    |  |  |  |
| Strongly Agree               | 4  | 80%   |        |                    |            |                |   |     |       |   |     |           |   |    |          |   |    |                   |   |    |  |  |  |
| Agree                        | 1  | 20%   |        |                    |            |                |   |     |       |   |     |           |   |    |          |   |    |                   |   |    |  |  |  |
| Uncertain                    | 0  | 0%  |        |                    |            |                |   |     |       |   |     |           |   |    |          |   |    |                   |   |    |  |  |  |
| Disagree                     | 0  | 0%  |        |                    |            |                |   |     |       |   |     |           |   |    |          |   |    |                   |   |    |  |  |  |
| Strongly Disagree            | 0  | 0%  |        |                    |            |                |   |     |       |   |     |           |   |    |          |   |    |                   |   |    |  |  |  |

| 5                 | I think I have made progress in this Course   | <table border="1"> <thead> <tr> <th>Choice</th> <th>Number</th> <th>Percentage</th> </tr> </thead> <tbody> <tr> <td>Strongly Agree</td> <td>4</td> <td>80%</td> </tr> <tr> <td>Agree</td> <td>1</td> <td>20%</td> </tr> <tr> <td>Uncertain</td> <td>0</td> <td>0%</td> </tr> <tr> <td>Disagree</td> <td>0</td> <td>0%</td> </tr> <tr> <td>Strongly Disagree</td> <td>0</td> <td>0%</td> </tr> </tbody> </table> | Choice | Number | Percentage | Strongly Agree | 4 | 80% | Agree | 1 | 20% | Uncertain | 0 | 0% | Disagree | 0 | 0% | Strongly Disagree | 0 | 0% |  <p>● Stron...<br/>● Agree</p>    |
|-------------------|---|---|--------|--------|------------|----------------|---|-----|-------|---|-----|-----------|---|----|----------|---|----|-------------------|---|----|---|
| Choice            | Number  | Percentage  |        |        |            |                |   |     |       |   |     |           |   |    |          |   |    |                   |   |    |   |
| Strongly Agree    | 4   | 80%   |        |        |            |                |   |     |       |   |     |           |   |    |          |   |    |                   |   |    |   |
| Agree             | 1   | 20%   |        |        |            |                |   |     |       |   |     |           |   |    |          |   |    |                   |   |    |   |
| Uncertain         | 0   | 0%  |        |        |            |                |   |     |       |   |     |           |   |    |          |   |    |                   |   |    |   |
| Disagree          | 0   | 0%  |        |        |            |                |   |     |       |   |     |           |   |    |          |   |    |                   |   |    |   |
| Strongly Disagree | 0   | 0%  |        |        |            |                |   |     |       |   |     |           |   |    |          |   |    |                   |   |    |   |
| 6                 | I think the Course was well structured to achieve the learning outcomes (there was a good balance of lectures, tutorials, practical etc.) | <table border="1"> <thead> <tr> <th>Choice</th> <th>Number</th> <th>Percentage</th> </tr> </thead> <tbody> <tr> <td>Strongly Agree</td> <td>4</td> <td>80%</td> </tr> <tr> <td>Agree</td> <td>1</td> <td>20%</td> </tr> <tr> <td>Uncertain</td> <td>0</td> <td>0%</td> </tr> <tr> <td>Disagree</td> <td>0</td> <td>0%</td> </tr> <tr> <td>Strongly Disagree</td> <td>0</td> <td>0%</td> </tr> </tbody> </table> | Choice | Number | Percentage | Strongly Agree | 4 | 80% | Agree | 1 | 20% | Uncertain | 0 | 0% | Disagree | 0 | 0% | Strongly Disagree | 0 | 0% |  <p>● Stron...<br/>● Agree</p>   |
| Choice            | Number  | Percentage  |        |        |            |                |   |     |       |   |     |           |   |    |          |   |    |                   |   |    |   |
| Strongly Agree    | 4   | 80%   |        |        |            |                |   |     |       |   |     |           |   |    |          |   |    |                   |   |    |   |
| Agree             | 1   | 20%   |        |        |            |                |   |     |       |   |     |           |   |    |          |   |    |                   |   |    |   |
| Uncertain         | 0   | 0%  |        |        |            |                |   |     |       |   |     |           |   |    |          |   |    |                   |   |    |   |
| Disagree          | 0   | 0%  |        |        |            |                |   |     |       |   |     |           |   |    |          |   |    |                   |   |    |   |
| Strongly Disagree | 0   | 0%  |        |        |            |                |   |     |       |   |     |           |   |    |          |   |    |                   |   |    |   |
| 7                 | The learning and teaching methods encouraged participation  | <table border="1"> <thead> <tr> <th>Choice</th> <th>Number</th> <th>Percentage</th> </tr> </thead> <tbody> <tr> <td>Strongly Agree</td> <td>4</td> <td>80%</td> </tr> <tr> <td>Agree</td> <td>1</td> <td>20%</td> </tr> <tr> <td>Uncertain</td> <td>0</td> <td>0%</td> </tr> <tr> <td>Disagree</td> <td>0</td> <td>0%</td> </tr> <tr> <td>Strongly Disagree</td> <td>0</td> <td>0%</td> </tr> </tbody> </table> | Choice | Number | Percentage | Strongly Agree | 4 | 80% | Agree | 1 | 20% | Uncertain | 0 | 0% | Disagree | 0 | 0% | Strongly Disagree | 0 | 0% |  <p>● Stron...<br/>● Agree</p>  |
| Choice            | Number  | Percentage  |        |        |            |                |   |     |       |   |     |           |   |    |          |   |    |                   |   |    |   |
| Strongly Agree    | 4   | 80%   |        |        |            |                |   |     |       |   |     |           |   |    |          |   |    |                   |   |    |   |
| Agree             | 1   | 20%   |        |        |            |                |   |     |       |   |     |           |   |    |          |   |    |                   |   |    |   |
| Uncertain         | 0   | 0%  |        |        |            |                |   |     |       |   |     |           |   |    |          |   |    |                   |   |    |   |
| Disagree          | 0   | 0%  |        |        |            |                |   |     |       |   |     |           |   |    |          |   |    |                   |   |    |   |
| Strongly Disagree | 0   | 0%  |        |        |            |                |   |     |       |   |     |           |   |    |          |   |    |                   |   |    |   |
| 8                 | The overall environment in the class was conducive to learning  | <table border="1"> <thead> <tr> <th>Choice</th> <th>Number</th> <th>Percentage</th> </tr> </thead> <tbody> <tr> <td>Strongly Agree</td> <td>4</td> <td>80%</td> </tr> <tr> <td>Agree</td> <td>1</td> <td>20%</td> </tr> <tr> <td>Uncertain</td> <td>0</td> <td>0%</td> </tr> <tr> <td>Disagree</td> <td>0</td> <td>0%</td> </tr> <tr> <td>Strongly Disagree</td> <td>0</td> <td>0%</td> </tr> </tbody> </table> | Choice | Number | Percentage | Strongly Agree | 4 | 80% | Agree | 1 | 20% | Uncertain | 0 | 0% | Disagree | 0 | 0% | Strongly Disagree | 0 | 0% |  <p>● Stron...<br/>● Agree</p> |
| Choice            | Number  | Percentage  |        |        |            |                |   |     |       |   |     |           |   |    |          |   |    |                   |   |    |   |
| Strongly Agree    | 4   | 80%   |        |        |            |                |   |     |       |   |     |           |   |    |          |   |    |                   |   |    |   |
| Agree             | 1   | 20%   |        |        |            |                |   |     |       |   |     |           |   |    |          |   |    |                   |   |    |   |
| Uncertain         | 0   | 0%  |        |        |            |                |   |     |       |   |     |           |   |    |          |   |    |                   |   |    |   |
| Disagree          | 0   | 0%  |        |        |            |                |   |     |       |   |     |           |   |    |          |   |    |                   |   |    |   |
| Strongly Disagree | 0   | 0%  |        |        |            |                |   |     |       |   |     |           |   |    |          |   |    |                   |   |    |   |
| 9                 | Classrooms were satisfactory  | <table border="1"> <thead> <tr> <th>Choice</th> <th>Number</th> <th>Percentage</th> </tr> </thead> <tbody> <tr> <td>Strongly Agree</td> <td>4</td> <td>80%</td> </tr> <tr> <td>Agree</td> <td>1</td> <td>20%</td> </tr> <tr> <td>Uncertain</td> <td>0</td> <td>0%</td> </tr> <tr> <td>Disagree</td> <td>0</td> <td>0%</td> </tr> <tr> <td>Strongly Disagree</td> <td>0</td> <td>0%</td> </tr> </tbody> </table> | Choice | Number | Percentage | Strongly Agree | 4 | 80% | Agree | 1 | 20% | Uncertain | 0 | 0% | Disagree | 0 | 0% | Strongly Disagree | 0 | 0% |  <p>● Stron...<br/>● Agree</p> |
| Choice            | Number  | Percentage  |        |        |            |                |   |     |       |   |     |           |   |    |          |   |    |                   |   |    |   |
| Strongly Agree    | 4   | 80%   |        |        |            |                |   |     |       |   |     |           |   |    |          |   |    |                   |   |    |   |
| Agree             | 1   | 20%   |        |        |            |                |   |     |       |   |     |           |   |    |          |   |    |                   |   |    |   |
| Uncertain         | 0   | 0%  |        |        |            |                |   |     |       |   |     |           |   |    |          |   |    |                   |   |    |   |
| Disagree          | 0   | 0%  |        |        |            |                |   |     |       |   |     |           |   |    |          |   |    |                   |   |    |   |
| Strongly Disagree | 0   | 0%  |        |        |            |                |   |     |       |   |     |           |   |    |          |   |    |                   |   |    |   |

| 10                | Learning materials (Lesson Plans, Course Notes etc.) were relevant and useful              | <table border="1"> <thead> <tr> <th>Choice</th> <th>Number</th> <th>Percentage</th> </tr> </thead> <tbody> <tr> <td>Strongly Agree</td> <td>4</td> <td>80%</td> </tr> <tr> <td>Agree</td> <td>1</td> <td>20%</td> </tr> <tr> <td>Uncertain</td> <td>0</td> <td>0%</td> </tr> <tr> <td>Disagree</td> <td>0</td> <td>0%</td> </tr> <tr> <td>Strongly Disagree</td> <td>0</td> <td>0%</td> </tr> </tbody> </table> | Choice | Number | Percentage | Strongly Agree | 4 | 80% | Agree | 1 | 20% | Uncertain | 0 | 0% | Disagree | 0 | 0% | Strongly Disagree | 0 | 0% |  <p>● Stron...<br/>● Agree</p>    |
|-------------------|--|---|--------|--------|------------|----------------|---|-----|-------|---|-----|-----------|---|----|----------|---|----|-------------------|---|----|---|
| Choice            | Number   | Percentage  |        |        |            |                |   |     |       |   |     |           |   |    |          |   |    |                   |   |    |   |
| Strongly Agree    | 4  | 80%   |        |        |            |                |   |     |       |   |     |           |   |    |          |   |    |                   |   |    |   |
| Agree             | 1  | 20%   |        |        |            |                |   |     |       |   |     |           |   |    |          |   |    |                   |   |    |   |
| Uncertain         | 0  | 0%  |        |        |            |                |   |     |       |   |     |           |   |    |          |   |    |                   |   |    |   |
| Disagree          | 0  | 0%  |        |        |            |                |   |     |       |   |     |           |   |    |          |   |    |                   |   |    |   |
| Strongly Disagree | 0  | 0%  |        |        |            |                |   |     |       |   |     |           |   |    |          |   |    |                   |   |    |   |
| 11                | Recommended reading Books etc. were relevant and appropriate                               | <table border="1"> <thead> <tr> <th>Choice</th> <th>Number</th> <th>Percentage</th> </tr> </thead> <tbody> <tr> <td>Strongly Agree</td> <td>4</td> <td>80%</td> </tr> <tr> <td>Agree</td> <td>1</td> <td>20%</td> </tr> <tr> <td>Uncertain</td> <td>0</td> <td>0%</td> </tr> <tr> <td>Disagree</td> <td>0</td> <td>0%</td> </tr> <tr> <td>Strongly Disagree</td> <td>0</td> <td>0%</td> </tr> </tbody> </table> | Choice | Number | Percentage | Strongly Agree | 4 | 80% | Agree | 1 | 20% | Uncertain | 0 | 0% | Disagree | 0 | 0% | Strongly Disagree | 0 | 0% |  <p>● Stron...<br/>● Agree</p>   |
| Choice            | Number   | Percentage  |        |        |            |                |   |     |       |   |     |           |   |    |          |   |    |                   |   |    |   |
| Strongly Agree    | 4  | 80%   |        |        |            |                |   |     |       |   |     |           |   |    |          |   |    |                   |   |    |   |
| Agree             | 1  | 20%   |        |        |            |                |   |     |       |   |     |           |   |    |          |   |    |                   |   |    |   |
| Uncertain         | 0  | 0%  |        |        |            |                |   |     |       |   |     |           |   |    |          |   |    |                   |   |    |   |
| Disagree          | 0  | 0%  |        |        |            |                |   |     |       |   |     |           |   |    |          |   |    |                   |   |    |   |
| Strongly Disagree | 0  | 0%  |        |        |            |                |   |     |       |   |     |           |   |    |          |   |    |                   |   |    |   |
| 12                | The provision of learning resources in the library was adequate and appropriate            | <table border="1"> <thead> <tr> <th>Choice</th> <th>Number</th> <th>Percentage</th> </tr> </thead> <tbody> <tr> <td>Strongly Agree</td> <td>4</td> <td>80%</td> </tr> <tr> <td>Agree</td> <td>1</td> <td>20%</td> </tr> <tr> <td>Uncertain</td> <td>0</td> <td>0%</td> </tr> <tr> <td>Disagree</td> <td>0</td> <td>0%</td> </tr> <tr> <td>Strongly Disagree</td> <td>0</td> <td>0%</td> </tr> </tbody> </table> | Choice | Number | Percentage | Strongly Agree | 4 | 80% | Agree | 1 | 20% | Uncertain | 0 | 0% | Disagree | 0 | 0% | Strongly Disagree | 0 | 0% |  <p>● Stron...<br/>● Agree</p>  |
| Choice            | Number   | Percentage  |        |        |            |                |   |     |       |   |     |           |   |    |          |   |    |                   |   |    |   |
| Strongly Agree    | 4  | 80%   |        |        |            |                |   |     |       |   |     |           |   |    |          |   |    |                   |   |    |   |
| Agree             | 1  | 20%   |        |        |            |                |   |     |       |   |     |           |   |    |          |   |    |                   |   |    |   |
| Uncertain         | 0  | 0%  |        |        |            |                |   |     |       |   |     |           |   |    |          |   |    |                   |   |    |   |
| Disagree          | 0  | 0%  |        |        |            |                |   |     |       |   |     |           |   |    |          |   |    |                   |   |    |   |
| Strongly Disagree | 0  | 0%  |        |        |            |                |   |     |       |   |     |           |   |    |          |   |    |                   |   |    |   |
| 13                | The provision of learning resources on the Web was adequate and appropriate ( if relevant) | <table border="1"> <thead> <tr> <th>Choice</th> <th>Number</th> <th>Percentage</th> </tr> </thead> <tbody> <tr> <td>Strongly Agree</td> <td>4</td> <td>80%</td> </tr> <tr> <td>Agree</td> <td>1</td> <td>20%</td> </tr> <tr> <td>Uncertain</td> <td>0</td> <td>0%</td> </tr> <tr> <td>Disagree</td> <td>0</td> <td>0%</td> </tr> <tr> <td>Strongly Disagree</td> <td>0</td> <td>0%</td> </tr> </tbody> </table> | Choice | Number | Percentage | Strongly Agree | 4 | 80% | Agree | 1 | 20% | Uncertain | 0 | 0% | Disagree | 0 | 0% | Strongly Disagree | 0 | 0% |  <p>● Stron...<br/>● Agree</p> |
| Choice            | Number   | Percentage  |        |        |            |                |   |     |       |   |     |           |   |    |          |   |    |                   |   |    |   |
| Strongly Agree    | 4  | 80%   |        |        |            |                |   |     |       |   |     |           |   |    |          |   |    |                   |   |    |   |
| Agree             | 1  | 20%   |        |        |            |                |   |     |       |   |     |           |   |    |          |   |    |                   |   |    |   |
| Uncertain         | 0  | 0%  |        |        |            |                |   |     |       |   |     |           |   |    |          |   |    |                   |   |    |   |
| Disagree          | 0  | 0%  |        |        |            |                |   |     |       |   |     |           |   |    |          |   |    |                   |   |    |   |
| Strongly Disagree | 0  | 0%  |        |        |            |                |   |     |       |   |     |           |   |    |          |   |    |                   |   |    |   |
| 14                | The Course stimulated my interest and thought on the subject area                          | <table border="1"> <thead> <tr> <th>Choice</th> <th>Number</th> <th>Percentage</th> </tr> </thead> <tbody> <tr> <td>Strongly Agree</td> <td>4</td> <td>80%</td> </tr> <tr> <td>Agree</td> <td>1</td> <td>20%</td> </tr> <tr> <td>Uncertain</td> <td>0</td> <td>0%</td> </tr> <tr> <td>Disagree</td> <td>0</td> <td>0%</td> </tr> <tr> <td>Strongly Disagree</td> <td>0</td> <td>0%</td> </tr> </tbody> </table> | Choice | Number | Percentage | Strongly Agree | 4 | 80% | Agree | 1 | 20% | Uncertain | 0 | 0% | Disagree | 0 | 0% | Strongly Disagree | 0 | 0% |  <p>● Stron...<br/>● Agree</p> |
| Choice            | Number   | Percentage  |        |        |            |                |   |     |       |   |     |           |   |    |          |   |    |                   |   |    |   |
| Strongly Agree    | 4  | 80%   |        |        |            |                |   |     |       |   |     |           |   |    |          |   |    |                   |   |    |   |
| Agree             | 1  | 20%   |        |        |            |                |   |     |       |   |     |           |   |    |          |   |    |                   |   |    |   |
| Uncertain         | 0  | 0%  |        |        |            |                |   |     |       |   |     |           |   |    |          |   |    |                   |   |    |   |
| Disagree          | 0  | 0%  |        |        |            |                |   |     |       |   |     |           |   |    |          |   |    |                   |   |    |   |
| Strongly Disagree | 0  | 0%  |        |        |            |                |   |     |       |   |     |           |   |    |          |   |    |                   |   |    |   |

| 15                | The pace of the Course was appropriate    | <table border="1"> <thead> <tr> <th>Choice</th> <th>Number</th> <th>Percentage</th> </tr> </thead> <tbody> <tr> <td>Strongly Agree</td> <td>4</td> <td>80%</td> </tr> <tr> <td>Agree</td> <td>1</td> <td>20%</td> </tr> <tr> <td>Uncertain</td> <td>0</td> <td>0%</td> </tr> <tr> <td>Disagree</td> <td>0</td> <td>0%</td> </tr> <tr> <td>Strongly Disagree</td> <td>0</td> <td>0%</td> </tr> </tbody> </table> | Choice | Number | Percentage | Strongly Agree | 4 | 80% | Agree | 1 | 20% | Uncertain | 0 | 0% | Disagree | 0 | 0% | Strongly Disagree | 0 | 0% |  <p>● Stron...<br/>● Agree</p>    |
|-------------------|---|---|--------|--------|------------|----------------|---|-----|-------|---|-----|-----------|---|----|----------|---|----|-------------------|---|----|---|
| Choice            | Number                                    | Percentage  |        |        |            |                |   |     |       |   |     |           |   |    |          |   |    |                   |   |    |   |
| Strongly Agree    | 4   | 80%   |        |        |            |                |   |     |       |   |     |           |   |    |          |   |    |                   |   |    |   |
| Agree             | 1   | 20%   |        |        |            |                |   |     |       |   |     |           |   |    |          |   |    |                   |   |    |   |
| Uncertain         | 0   | 0%  |        |        |            |                |   |     |       |   |     |           |   |    |          |   |    |                   |   |    |   |
| Disagree          | 0   | 0%  |        |        |            |                |   |     |       |   |     |           |   |    |          |   |    |                   |   |    |   |
| Strongly Disagree | 0   | 0%  |        |        |            |                |   |     |       |   |     |           |   |    |          |   |    |                   |   |    |   |
| 16                | Ideas and concepts were presented clearly | <table border="1"> <thead> <tr> <th>Choice</th> <th>Number</th> <th>Percentage</th> </tr> </thead> <tbody> <tr> <td>Strongly Agree</td> <td>4</td> <td>80%</td> </tr> <tr> <td>Agree</td> <td>1</td> <td>20%</td> </tr> <tr> <td>Uncertain</td> <td>0</td> <td>0%</td> </tr> <tr> <td>Disagree</td> <td>0</td> <td>0%</td> </tr> <tr> <td>Strongly Disagree</td> <td>0</td> <td>0%</td> </tr> </tbody> </table> | Choice | Number | Percentage | Strongly Agree | 4 | 80% | Agree | 1 | 20% | Uncertain | 0 | 0% | Disagree | 0 | 0% | Strongly Disagree | 0 | 0% |  <p>● Stron...<br/>● Agree</p>   |
| Choice            | Number                                    | Percentage  |        |        |            |                |   |     |       |   |     |           |   |    |          |   |    |                   |   |    |   |
| Strongly Agree    | 4   | 80%   |        |        |            |                |   |     |       |   |     |           |   |    |          |   |    |                   |   |    |   |
| Agree             | 1   | 20%   |        |        |            |                |   |     |       |   |     |           |   |    |          |   |    |                   |   |    |   |
| Uncertain         | 0   | 0%  |        |        |            |                |   |     |       |   |     |           |   |    |          |   |    |                   |   |    |   |
| Disagree          | 0   | 0%  |        |        |            |                |   |     |       |   |     |           |   |    |          |   |    |                   |   |    |   |
| Strongly Disagree | 0   | 0%  |        |        |            |                |   |     |       |   |     |           |   |    |          |   |    |                   |   |    |   |
| 17                | The method of assessment were reasonable  | <table border="1"> <thead> <tr> <th>Choice</th> <th>Number</th> <th>Percentage</th> </tr> </thead> <tbody> <tr> <td>Strongly Agree</td> <td>4</td> <td>80%</td> </tr> <tr> <td>Agree</td> <td>1</td> <td>20%</td> </tr> <tr> <td>Uncertain</td> <td>0</td> <td>0%</td> </tr> <tr> <td>Disagree</td> <td>0</td> <td>0%</td> </tr> <tr> <td>Strongly Disagree</td> <td>0</td> <td>0%</td> </tr> </tbody> </table> | Choice | Number | Percentage | Strongly Agree | 4 | 80% | Agree | 1 | 20% | Uncertain | 0 | 0% | Disagree | 0 | 0% | Strongly Disagree | 0 | 0% |  <p>● Stron...<br/>● Agree</p>  |
| Choice            | Number                                    | Percentage  |        |        |            |                |   |     |       |   |     |           |   |    |          |   |    |                   |   |    |   |
| Strongly Agree    | 4   | 80%   |        |        |            |                |   |     |       |   |     |           |   |    |          |   |    |                   |   |    |   |
| Agree             | 1   | 20%   |        |        |            |                |   |     |       |   |     |           |   |    |          |   |    |                   |   |    |   |
| Uncertain         | 0   | 0%  |        |        |            |                |   |     |       |   |     |           |   |    |          |   |    |                   |   |    |   |
| Disagree          | 0   | 0%  |        |        |            |                |   |     |       |   |     |           |   |    |          |   |    |                   |   |    |   |
| Strongly Disagree | 0   | 0%  |        |        |            |                |   |     |       |   |     |           |   |    |          |   |    |                   |   |    |   |
| 18                | Feedback on assessment was timely         | <table border="1"> <thead> <tr> <th>Choice</th> <th>Number</th> <th>Percentage</th> </tr> </thead> <tbody> <tr> <td>Strongly Agree</td> <td>4</td> <td>80%</td> </tr> <tr> <td>Agree</td> <td>1</td> <td>20%</td> </tr> <tr> <td>Uncertain</td> <td>0</td> <td>0%</td> </tr> <tr> <td>Disagree</td> <td>0</td> <td>0%</td> </tr> <tr> <td>Strongly Disagree</td> <td>0</td> <td>0%</td> </tr> </tbody> </table> | Choice | Number | Percentage | Strongly Agree | 4 | 80% | Agree | 1 | 20% | Uncertain | 0 | 0% | Disagree | 0 | 0% | Strongly Disagree | 0 | 0% |  <p>● Stron...<br/>● Agree</p> |
| Choice            | Number                                    | Percentage  |        |        |            |                |   |     |       |   |     |           |   |    |          |   |    |                   |   |    |   |
| Strongly Agree    | 4   | 80%   |        |        |            |                |   |     |       |   |     |           |   |    |          |   |    |                   |   |    |   |
| Agree             | 1   | 20%   |        |        |            |                |   |     |       |   |     |           |   |    |          |   |    |                   |   |    |   |
| Uncertain         | 0   | 0%  |        |        |            |                |   |     |       |   |     |           |   |    |          |   |    |                   |   |    |   |
| Disagree          | 0   | 0%  |        |        |            |                |   |     |       |   |     |           |   |    |          |   |    |                   |   |    |   |
| Strongly Disagree | 0   | 0%  |        |        |            |                |   |     |       |   |     |           |   |    |          |   |    |                   |   |    |   |
| 19                | Feedback on assessment was helpful        | <table border="1"> <thead> <tr> <th>Choice</th> <th>Number</th> <th>Percentage</th> </tr> </thead> <tbody> <tr> <td>Strongly Agree</td> <td>4</td> <td>80%</td> </tr> <tr> <td>Agree</td> <td>1</td> <td>20%</td> </tr> <tr> <td>Uncertain</td> <td>0</td> <td>0%</td> </tr> <tr> <td>Disagree</td> <td>0</td> <td>0%</td> </tr> <tr> <td>Strongly Disagree</td> <td>0</td> <td>0%</td> </tr> </tbody> </table> | Choice | Number | Percentage | Strongly Agree | 4 | 80% | Agree | 1 | 20% | Uncertain | 0 | 0% | Disagree | 0 | 0% | Strongly Disagree | 0 | 0% |  <p>● Stron...<br/>● Agree</p> |
| Choice            | Number                                    | Percentage  |        |        |            |                |   |     |       |   |     |           |   |    |          |   |    |                   |   |    |   |
| Strongly Agree    | 4   | 80%   |        |        |            |                |   |     |       |   |     |           |   |    |          |   |    |                   |   |    |   |
| Agree             | 1   | 20%   |        |        |            |                |   |     |       |   |     |           |   |    |          |   |    |                   |   |    |   |
| Uncertain         | 0   | 0%  |        |        |            |                |   |     |       |   |     |           |   |    |          |   |    |                   |   |    |   |
| Disagree          | 0   | 0%  |        |        |            |                |   |     |       |   |     |           |   |    |          |   |    |                   |   |    |   |
| Strongly Disagree | 0   | 0%  |        |        |            |                |   |     |       |   |     |           |   |    |          |   |    |                   |   |    |   |

| 20                | I understood the lectures                                   | <table border="1"> <thead> <tr> <th>Choice</th> <th>Number</th> <th>Percentage</th> </tr> </thead> <tbody> <tr> <td>Strongly Agree</td> <td>4</td> <td>80%</td> </tr> <tr> <td>Agree</td> <td>1</td> <td>20%</td> </tr> <tr> <td>Uncertain</td> <td>0</td> <td>0%</td> </tr> <tr> <td>Disagree</td> <td>0</td> <td>0%</td> </tr> <tr> <td>Strongly Disagree</td> <td>0</td> <td>0%</td> </tr> </tbody> </table> | Choice | Number | Percentage | Strongly Agree | 4 | 80% | Agree | 1 | 20% | Uncertain | 0 | 0% | Disagree | 0 | 0% | Strongly Disagree | 0 | 0% |  <p>● Stron...<br/>● Agree</p>    |
|-------------------|---|---|--------|--------|------------|----------------|---|-----|-------|---|-----|-----------|---|----|----------|---|----|-------------------|---|----|---|
| Choice            | Number  | Percentage  |        |        |            |                |   |     |       |   |     |           |   |    |          |   |    |                   |   |    |   |
| Strongly Agree    | 4   | 80%   |        |        |            |                |   |     |       |   |     |           |   |    |          |   |    |                   |   |    |   |
| Agree             | 1   | 20%   |        |        |            |                |   |     |       |   |     |           |   |    |          |   |    |                   |   |    |   |
| Uncertain         | 0   | 0%  |        |        |            |                |   |     |       |   |     |           |   |    |          |   |    |                   |   |    |   |
| Disagree          | 0   | 0%  |        |        |            |                |   |     |       |   |     |           |   |    |          |   |    |                   |   |    |   |
| Strongly Disagree | 0   | 0%  |        |        |            |                |   |     |       |   |     |           |   |    |          |   |    |                   |   |    |   |
| 21                | The material was well organized and presented               | <table border="1"> <thead> <tr> <th>Choice</th> <th>Number</th> <th>Percentage</th> </tr> </thead> <tbody> <tr> <td>Strongly Agree</td> <td>4</td> <td>80%</td> </tr> <tr> <td>Agree</td> <td>1</td> <td>20%</td> </tr> <tr> <td>Uncertain</td> <td>0</td> <td>0%</td> </tr> <tr> <td>Disagree</td> <td>0</td> <td>0%</td> </tr> <tr> <td>Strongly Disagree</td> <td>0</td> <td>0%</td> </tr> </tbody> </table> | Choice | Number | Percentage | Strongly Agree | 4 | 80% | Agree | 1 | 20% | Uncertain | 0 | 0% | Disagree | 0 | 0% | Strongly Disagree | 0 | 0% |  <p>● Stron...<br/>● Agree</p>   |
| Choice            | Number  | Percentage  |        |        |            |                |   |     |       |   |     |           |   |    |          |   |    |                   |   |    |   |
| Strongly Agree    | 4   | 80%   |        |        |            |                |   |     |       |   |     |           |   |    |          |   |    |                   |   |    |   |
| Agree             | 1   | 20%   |        |        |            |                |   |     |       |   |     |           |   |    |          |   |    |                   |   |    |   |
| Uncertain         | 0   | 0%  |        |        |            |                |   |     |       |   |     |           |   |    |          |   |    |                   |   |    |   |
| Disagree          | 0   | 0%  |        |        |            |                |   |     |       |   |     |           |   |    |          |   |    |                   |   |    |   |
| Strongly Disagree | 0   | 0%  |        |        |            |                |   |     |       |   |     |           |   |    |          |   |    |                   |   |    |   |
| 22                | The instructor was responsive to student needs and problems | <table border="1"> <thead> <tr> <th>Choice</th> <th>Number</th> <th>Percentage</th> </tr> </thead> <tbody> <tr> <td>Strongly Agree</td> <td>4</td> <td>80%</td> </tr> <tr> <td>Agree</td> <td>1</td> <td>20%</td> </tr> <tr> <td>Uncertain</td> <td>0</td> <td>0%</td> </tr> <tr> <td>Disagree</td> <td>0</td> <td>0%</td> </tr> <tr> <td>Strongly Disagree</td> <td>0</td> <td>0%</td> </tr> </tbody> </table> | Choice | Number | Percentage | Strongly Agree | 4 | 80% | Agree | 1 | 20% | Uncertain | 0 | 0% | Disagree | 0 | 0% | Strongly Disagree | 0 | 0% |  <p>● Stron...<br/>● Agree</p>  |
| Choice            | Number  | Percentage  |        |        |            |                |   |     |       |   |     |           |   |    |          |   |    |                   |   |    |   |
| Strongly Agree    | 4   | 80%   |        |        |            |                |   |     |       |   |     |           |   |    |          |   |    |                   |   |    |   |
| Agree             | 1   | 20%   |        |        |            |                |   |     |       |   |     |           |   |    |          |   |    |                   |   |    |   |
| Uncertain         | 0   | 0%  |        |        |            |                |   |     |       |   |     |           |   |    |          |   |    |                   |   |    |   |
| Disagree          | 0   | 0%  |        |        |            |                |   |     |       |   |     |           |   |    |          |   |    |                   |   |    |   |
| Strongly Disagree | 0   | 0%  |        |        |            |                |   |     |       |   |     |           |   |    |          |   |    |                   |   |    |   |
| 23                | Had the instructor been regular throughout the course       | <table border="1"> <thead> <tr> <th>Choice</th> <th>Number</th> <th>Percentage</th> </tr> </thead> <tbody> <tr> <td>Strongly Agree</td> <td>4</td> <td>80%</td> </tr> <tr> <td>Agree</td> <td>1</td> <td>20%</td> </tr> <tr> <td>Uncertain</td> <td>0</td> <td>0%</td> </tr> <tr> <td>Disagree</td> <td>0</td> <td>0%</td> </tr> <tr> <td>Strongly Disagree</td> <td>0</td> <td>0%</td> </tr> </tbody> </table> | Choice | Number | Percentage | Strongly Agree | 4 | 80% | Agree | 1 | 20% | Uncertain | 0 | 0% | Disagree | 0 | 0% | Strongly Disagree | 0 | 0% |  <p>● Stron...<br/>● Agree</p> |
| Choice            | Number  | Percentage  |        |        |            |                |   |     |       |   |     |           |   |    |          |   |    |                   |   |    |   |
| Strongly Agree    | 4   | 80%   |        |        |            |                |   |     |       |   |     |           |   |    |          |   |    |                   |   |    |   |
| Agree             | 1   | 20%   |        |        |            |                |   |     |       |   |     |           |   |    |          |   |    |                   |   |    |   |
| Uncertain         | 0   | 0%  |        |        |            |                |   |     |       |   |     |           |   |    |          |   |    |                   |   |    |   |
| Disagree          | 0   | 0%  |        |        |            |                |   |     |       |   |     |           |   |    |          |   |    |                   |   |    |   |
| Strongly Disagree | 0   | 0%  |        |        |            |                |   |     |       |   |     |           |   |    |          |   |    |                   |   |    |   |
| 24                | The material in the tutorials was useful                    | <table border="1"> <thead> <tr> <th>Choice</th> <th>Number</th> <th>Percentage</th> </tr> </thead> <tbody> <tr> <td>Strongly Agree</td> <td>4</td> <td>80%</td> </tr> <tr> <td>Agree</td> <td>1</td> <td>20%</td> </tr> <tr> <td>Uncertain</td> <td>0</td> <td>0%</td> </tr> <tr> <td>Disagree</td> <td>0</td> <td>0%</td> </tr> <tr> <td>Strongly Disagree</td> <td>0</td> <td>0%</td> </tr> </tbody> </table> | Choice | Number | Percentage | Strongly Agree | 4 | 80% | Agree | 1 | 20% | Uncertain | 0 | 0% | Disagree | 0 | 0% | Strongly Disagree | 0 | 0% |  <p>● Stron...<br/>● Agree</p> |
| Choice            | Number  | Percentage  |        |        |            |                |   |     |       |   |     |           |   |    |          |   |    |                   |   |    |   |
| Strongly Agree    | 4   | 80%   |        |        |            |                |   |     |       |   |     |           |   |    |          |   |    |                   |   |    |   |
| Agree             | 1   | 20%   |        |        |            |                |   |     |       |   |     |           |   |    |          |   |    |                   |   |    |   |
| Uncertain         | 0   | 0%  |        |        |            |                |   |     |       |   |     |           |   |    |          |   |    |                   |   |    |   |
| Disagree          | 0   | 0%  |        |        |            |                |   |     |       |   |     |           |   |    |          |   |    |                   |   |    |   |
| Strongly Disagree | 0   | 0%  |        |        |            |                |   |     |       |   |     |           |   |    |          |   |    |                   |   |    |   |

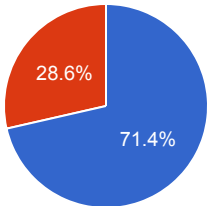
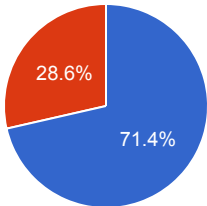
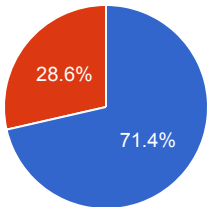
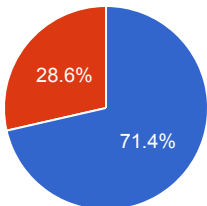
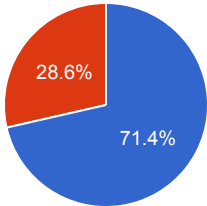
| 25                | I was happy with the amount of work needed for tutorials   | <table border="1"> <thead> <tr> <th>Choice</th> <th>Number</th> <th>Percentage</th> </tr> </thead> <tbody> <tr> <td>Strongly Agree</td> <td>4</td> <td>80%</td> </tr> <tr> <td>Agree</td> <td>1</td> <td>20%</td> </tr> <tr> <td>Uncertain</td> <td>0</td> <td>0%</td> </tr> <tr> <td>Disagree</td> <td>0</td> <td>0%</td> </tr> <tr> <td>Strongly Disagree</td> <td>0</td> <td>0%</td> </tr> </tbody> </table> | Choice | Number | Percentage | Strongly Agree | 4 | 80% | Agree | 1 | 20% | Uncertain | 0 | 0% | Disagree | 0 | 0% | Strongly Disagree | 0 | 0% |  <p>● Stron...<br/>● Agree</p>    |
|-------------------|--|---|--------|--------|------------|----------------|---|-----|-------|---|-----|-----------|---|----|----------|---|----|-------------------|---|----|---|
| Choice            | Number   | Percentage  |        |        |            |                |   |     |       |   |     |           |   |    |          |   |    |                   |   |    |   |
| Strongly Agree    | 4  | 80%   |        |        |            |                |   |     |       |   |     |           |   |    |          |   |    |                   |   |    |   |
| Agree             | 1  | 20%   |        |        |            |                |   |     |       |   |     |           |   |    |          |   |    |                   |   |    |   |
| Uncertain         | 0  | 0%  |        |        |            |                |   |     |       |   |     |           |   |    |          |   |    |                   |   |    |   |
| Disagree          | 0  | 0%  |        |        |            |                |   |     |       |   |     |           |   |    |          |   |    |                   |   |    |   |
| Strongly Disagree | 0  | 0%  |        |        |            |                |   |     |       |   |     |           |   |    |          |   |    |                   |   |    |   |
| 26                | The tutor dealt effectively with my problems   | <table border="1"> <thead> <tr> <th>Choice</th> <th>Number</th> <th>Percentage</th> </tr> </thead> <tbody> <tr> <td>Strongly Agree</td> <td>4</td> <td>80%</td> </tr> <tr> <td>Agree</td> <td>1</td> <td>20%</td> </tr> <tr> <td>Uncertain</td> <td>0</td> <td>0%</td> </tr> <tr> <td>Disagree</td> <td>0</td> <td>0%</td> </tr> <tr> <td>Strongly Disagree</td> <td>0</td> <td>0%</td> </tr> </tbody> </table> | Choice | Number | Percentage | Strongly Agree | 4 | 80% | Agree | 1 | 20% | Uncertain | 0 | 0% | Disagree | 0 | 0% | Strongly Disagree | 0 | 0% |  <p>● Stron...<br/>● Agree</p>   |
| Choice            | Number   | Percentage  |        |        |            |                |   |     |       |   |     |           |   |    |          |   |    |                   |   |    |   |
| Strongly Agree    | 4  | 80%   |        |        |            |                |   |     |       |   |     |           |   |    |          |   |    |                   |   |    |   |
| Agree             | 1  | 20%   |        |        |            |                |   |     |       |   |     |           |   |    |          |   |    |                   |   |    |   |
| Uncertain         | 0  | 0%  |        |        |            |                |   |     |       |   |     |           |   |    |          |   |    |                   |   |    |   |
| Disagree          | 0  | 0%  |        |        |            |                |   |     |       |   |     |           |   |    |          |   |    |                   |   |    |   |
| Strongly Disagree | 0  | 0%  |        |        |            |                |   |     |       |   |     |           |   |    |          |   |    |                   |   |    |   |
| 27                | The material in the practicals was useful  | <table border="1"> <thead> <tr> <th>Choice</th> <th>Number</th> <th>Percentage</th> </tr> </thead> <tbody> <tr> <td>Strongly Agree</td> <td>4</td> <td>80%</td> </tr> <tr> <td>Agree</td> <td>1</td> <td>20%</td> </tr> <tr> <td>Uncertain</td> <td>0</td> <td>0%</td> </tr> <tr> <td>Disagree</td> <td>0</td> <td>0%</td> </tr> <tr> <td>Strongly Disagree</td> <td>0</td> <td>0%</td> </tr> </tbody> </table> | Choice | Number | Percentage | Strongly Agree | 4 | 80% | Agree | 1 | 20% | Uncertain | 0 | 0% | Disagree | 0 | 0% | Strongly Disagree | 0 | 0% |  <p>● Stron...<br/>● Agree</p>  |
| Choice            | Number   | Percentage  |        |        |            |                |   |     |       |   |     |           |   |    |          |   |    |                   |   |    |   |
| Strongly Agree    | 4  | 80%   |        |        |            |                |   |     |       |   |     |           |   |    |          |   |    |                   |   |    |   |
| Agree             | 1  | 20%   |        |        |            |                |   |     |       |   |     |           |   |    |          |   |    |                   |   |    |   |
| Uncertain         | 0  | 0%  |        |        |            |                |   |     |       |   |     |           |   |    |          |   |    |                   |   |    |   |
| Disagree          | 0  | 0%  |        |        |            |                |   |     |       |   |     |           |   |    |          |   |    |                   |   |    |   |
| Strongly Disagree | 0  | 0%  |        |        |            |                |   |     |       |   |     |           |   |    |          |   |    |                   |   |    |   |
| 28                | The demonstrators dealt effectively with my problems   | <table border="1"> <thead> <tr> <th>Choice</th> <th>Number</th> <th>Percentage</th> </tr> </thead> <tbody> <tr> <td>Strongly Agree</td> <td>4</td> <td>80%</td> </tr> <tr> <td>Agree</td> <td>1</td> <td>20%</td> </tr> <tr> <td>Uncertain</td> <td>0</td> <td>0%</td> </tr> <tr> <td>Disagree</td> <td>0</td> <td>0%</td> </tr> <tr> <td>Strongly Disagree</td> <td>0</td> <td>0%</td> </tr> </tbody> </table> | Choice | Number | Percentage | Strongly Agree | 4 | 80% | Agree | 1 | 20% | Uncertain | 0 | 0% | Disagree | 0 | 0% | Strongly Disagree | 0 | 0% |  <p>● Stron...<br/>● Agree</p> |
| Choice            | Number   | Percentage  |        |        |            |                |   |     |       |   |     |           |   |    |          |   |    |                   |   |    |   |
| Strongly Agree    | 4  | 80%   |        |        |            |                |   |     |       |   |     |           |   |    |          |   |    |                   |   |    |   |
| Agree             | 1  | 20%   |        |        |            |                |   |     |       |   |     |           |   |    |          |   |    |                   |   |    |   |
| Uncertain         | 0  | 0%  |        |        |            |                |   |     |       |   |     |           |   |    |          |   |    |                   |   |    |   |
| Disagree          | 0  | 0%  |        |        |            |                |   |     |       |   |     |           |   |    |          |   |    |                   |   |    |   |
| Strongly Disagree | 0  | 0%  |        |        |            |                |   |     |       |   |     |           |   |    |          |   |    |                   |   |    |   |
| 29                | The best features of the Course were   | <p>To know the basics of macro economics<br/>Good<br/>good<br/>knowledge about Economy<br/>Updated</p>  |        |        |            |                |   |     |       |   |     |           |   |    |          |   |    |                   |   |    |   |
| 30                | The Course could have been improved by   | <p>Teacher<br/>Good<br/>good<br/>yes the credit goes to sir Hamza<br/>Innovation</p>  |        |        |            |                |   |     |       |   |     |           |   |    |          |   |    |                   |   |    |   |
| 31                | The University does not tolerate discrimination on any irrelevant distinction (e.g. race, age, gender) and is committed to work with diversity in a wholly positive way. Please indicate below anything in relation to this Course which may run counter to this objective | <p>All teachers of our university focus on university's objectives.<br/>Good<br/>nill</p>   |        |        |            |                |   |     |       |   |     |           |   |    |          |   |    |                   |   |    |   |

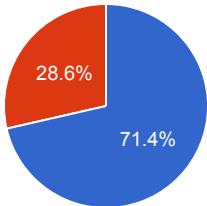
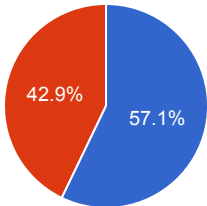
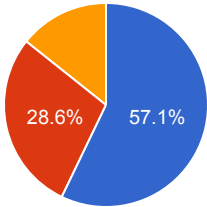
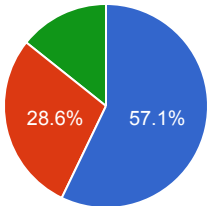
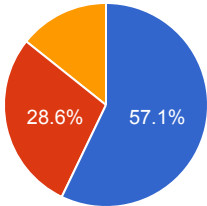


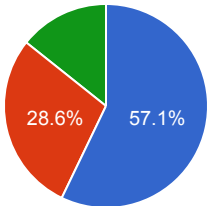
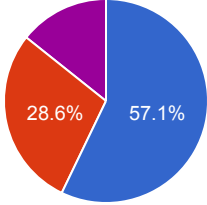
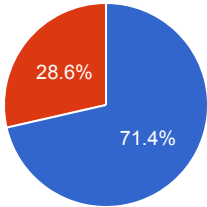
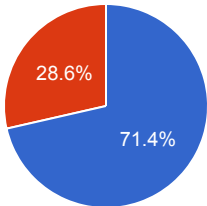
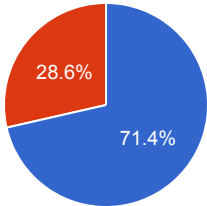
# Course Evaluation - Program: 0250

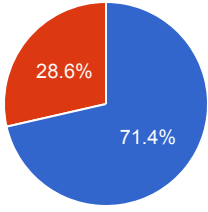
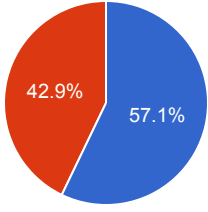
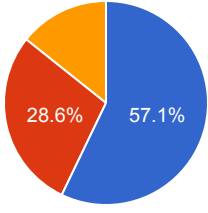
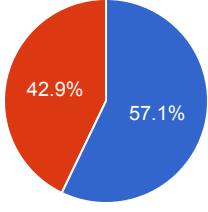
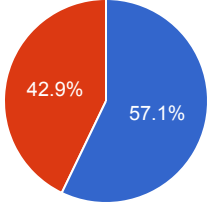
| Teacher Name: SAMRA KIRAN  |  | Course ID: MKT-403<br>Course Title: International Business  |        | Session: 2017 Fall |            |                |   |        |       |   |        |           |   |    |          |   |    |                   |   |    |   |  |  |
|----------------------------|--|---|--------|--------------------|------------|----------------|---|--------|-------|---|--------|-----------|---|----|----------|---|----|-------------------|---|----|---|--|--|
| Shift: Morning -- Section: |  | Total Strength: 8   |        | Attempted: 7       |            |                |   |        |       |   |        |           |   |    |          |   |    |                   |   |    |   |  |  |
| S.No                       | Question   | Opinions  |        |                    | Chart      |                |   |        |       |   |        |           |   |    |          |   |    |                   |   |    |   |  |  |
| 1                          | The course objectives were clear   | <table border="1"> <thead> <tr> <th>Choice</th> <th>Number</th> <th>Percentage</th> </tr> </thead> <tbody> <tr> <td>Strongly Agree</td> <td>5</td> <td>71.43%</td> </tr> <tr> <td>Agree</td> <td>2</td> <td>28.57%</td> </tr> <tr> <td>Uncertain</td> <td>0</td> <td>0%</td> </tr> <tr> <td>Disagree</td> <td>0</td> <td>0%</td> </tr> <tr> <td>Strongly Disagree</td> <td>0</td> <td>0%</td> </tr> </tbody> </table> | Choice | Number             | Percentage | Strongly Agree | 5 | 71.43% | Agree | 2 | 28.57% | Uncertain | 0 | 0% | Disagree | 0 | 0% | Strongly Disagree | 0 | 0% | <p>A pie chart with two segments: a large blue segment representing 'Strongly Agree' at 71.4% and a smaller red segment representing 'Agree' at 28.6%. A legend to the right shows a blue circle for 'Stron...' and a red circle for 'Agree'.</p> |  |  |
| Choice                     | Number   | Percentage  |        |                    |            |                |   |        |       |   |        |           |   |    |          |   |    |                   |   |    |   |  |  |
| Strongly Agree             | 5  | 71.43%  |        |                    |            |                |   |        |       |   |        |           |   |    |          |   |    |                   |   |    |   |  |  |
| Agree                      | 2  | 28.57%  |        |                    |            |                |   |        |       |   |        |           |   |    |          |   |    |                   |   |    |   |  |  |
| Uncertain                  | 0  | 0%  |        |                    |            |                |   |        |       |   |        |           |   |    |          |   |    |                   |   |    |   |  |  |
| Disagree                   | 0  | 0%  |        |                    |            |                |   |        |       |   |        |           |   |    |          |   |    |                   |   |    |   |  |  |
| Strongly Disagree          | 0  | 0%  |        |                    |            |                |   |        |       |   |        |           |   |    |          |   |    |                   |   |    |   |  |  |
| 2                          | The Course workload was manageable   | <table border="1"> <thead> <tr> <th>Choice</th> <th>Number</th> <th>Percentage</th> </tr> </thead> <tbody> <tr> <td>Strongly Agree</td> <td>5</td> <td>71.43%</td> </tr> <tr> <td>Agree</td> <td>2</td> <td>28.57%</td> </tr> <tr> <td>Uncertain</td> <td>0</td> <td>0%</td> </tr> <tr> <td>Disagree</td> <td>0</td> <td>0%</td> </tr> <tr> <td>Strongly Disagree</td> <td>0</td> <td>0%</td> </tr> </tbody> </table> | Choice | Number             | Percentage | Strongly Agree | 5 | 71.43% | Agree | 2 | 28.57% | Uncertain | 0 | 0% | Disagree | 0 | 0% | Strongly Disagree | 0 | 0% | <p>A pie chart with two segments: a large blue segment representing 'Strongly Agree' at 71.4% and a smaller red segment representing 'Agree' at 28.6%. A legend to the right shows a blue circle for 'Stron...' and a red circle for 'Agree'.</p> |  |  |
| Choice                     | Number   | Percentage  |        |                    |            |                |   |        |       |   |        |           |   |    |          |   |    |                   |   |    |   |  |  |
| Strongly Agree             | 5  | 71.43%  |        |                    |            |                |   |        |       |   |        |           |   |    |          |   |    |                   |   |    |   |  |  |
| Agree                      | 2  | 28.57%  |        |                    |            |                |   |        |       |   |        |           |   |    |          |   |    |                   |   |    |   |  |  |
| Uncertain                  | 0  | 0%  |        |                    |            |                |   |        |       |   |        |           |   |    |          |   |    |                   |   |    |   |  |  |
| Disagree                   | 0  | 0%  |        |                    |            |                |   |        |       |   |        |           |   |    |          |   |    |                   |   |    |   |  |  |
| Strongly Disagree          | 0  | 0%  |        |                    |            |                |   |        |       |   |        |           |   |    |          |   |    |                   |   |    |   |  |  |
| 3                          | The Course was well organized (e.g. timely access to materials, notification of changes, etc.) | <table border="1"> <thead> <tr> <th>Choice</th> <th>Number</th> <th>Percentage</th> </tr> </thead> <tbody> <tr> <td>Strongly Agree</td> <td>5</td> <td>71.43%</td> </tr> <tr> <td>Agree</td> <td>2</td> <td>28.57%</td> </tr> <tr> <td>Uncertain</td> <td>0</td> <td>0%</td> </tr> <tr> <td>Disagree</td> <td>0</td> <td>0%</td> </tr> <tr> <td>Strongly Disagree</td> <td>0</td> <td>0%</td> </tr> </tbody> </table> | Choice | Number             | Percentage | Strongly Agree | 5 | 71.43% | Agree | 2 | 28.57% | Uncertain | 0 | 0% | Disagree | 0 | 0% | Strongly Disagree | 0 | 0% | <p>A pie chart with two segments: a large blue segment representing 'Strongly Agree' at 71.4% and a smaller red segment representing 'Agree' at 28.6%. A legend to the right shows a blue circle for 'Stron...' and a red circle for 'Agree'.</p> |  |  |
| Choice                     | Number   | Percentage  |        |                    |            |                |   |        |       |   |        |           |   |    |          |   |    |                   |   |    |   |  |  |
| Strongly Agree             | 5  | 71.43%  |        |                    |            |                |   |        |       |   |        |           |   |    |          |   |    |                   |   |    |   |  |  |
| Agree                      | 2  | 28.57%  |        |                    |            |                |   |        |       |   |        |           |   |    |          |   |    |                   |   |    |   |  |  |
| Uncertain                  | 0  | 0%  |        |                    |            |                |   |        |       |   |        |           |   |    |          |   |    |                   |   |    |   |  |  |
| Disagree                   | 0  | 0%  |        |                    |            |                |   |        |       |   |        |           |   |    |          |   |    |                   |   |    |   |  |  |
| Strongly Disagree          | 0  | 0%  |        |                    |            |                |   |        |       |   |        |           |   |    |          |   |    |                   |   |    |   |  |  |
| 4                          | I participated actively in the Course  | <table border="1"> <thead> <tr> <th>Choice</th> <th>Number</th> <th>Percentage</th> </tr> </thead> <tbody> <tr> <td>Strongly Agree</td> <td>5</td> <td>71.43%</td> </tr> <tr> <td>Agree</td> <td>2</td> <td>28.57%</td> </tr> <tr> <td>Uncertain</td> <td>0</td> <td>0%</td> </tr> <tr> <td>Disagree</td> <td>0</td> <td>0%</td> </tr> <tr> <td>Strongly Disagree</td> <td>0</td> <td>0%</td> </tr> </tbody> </table> | Choice | Number             | Percentage | Strongly Agree | 5 | 71.43% | Agree | 2 | 28.57% | Uncertain | 0 | 0% | Disagree | 0 | 0% | Strongly Disagree | 0 | 0% | <p>A pie chart with two segments: a large blue segment representing 'Strongly Agree' at 71.4% and a smaller red segment representing 'Agree' at 28.6%. A legend to the right shows a blue circle for 'Stron...' and a red circle for 'Agree'.</p> |  |  |
| Choice                     | Number   | Percentage  |        |                    |            |                |   |        |       |   |        |           |   |    |          |   |    |                   |   |    |   |  |  |
| Strongly Agree             | 5  | 71.43%  |        |                    |            |                |   |        |       |   |        |           |   |    |          |   |    |                   |   |    |   |  |  |
| Agree                      | 2  | 28.57%  |        |                    |            |                |   |        |       |   |        |           |   |    |          |   |    |                   |   |    |   |  |  |
| Uncertain                  | 0  | 0%  |        |                    |            |                |   |        |       |   |        |           |   |    |          |   |    |                   |   |    |   |  |  |
| Disagree                   | 0  | 0%  |        |                    |            |                |   |        |       |   |        |           |   |    |          |   |    |                   |   |    |   |  |  |
| Strongly Disagree          | 0  | 0%  |        |                    |            |                |   |        |       |   |        |           |   |    |          |   |    |                   |   |    |   |  |  |

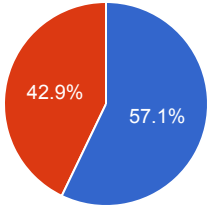
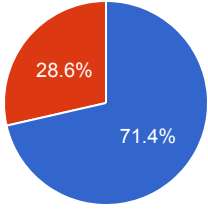
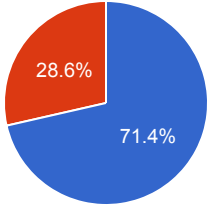
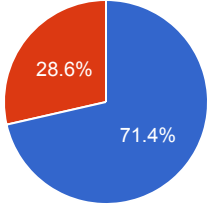


| 5                 | I think I have made progress in this Course   | <table border="1"> <thead> <tr> <th>Choice</th> <th>Number</th> <th>Percentage</th> </tr> </thead> <tbody> <tr> <td>Strongly Agree</td> <td>5</td> <td>71.43%</td> </tr> <tr> <td>Agree</td> <td>2</td> <td>28.57%</td> </tr> <tr> <td>Uncertain</td> <td>0</td> <td>0%</td> </tr> <tr> <td>Disagree</td> <td>0</td> <td>0%</td> </tr> <tr> <td>Strongly Disagree</td> <td>0</td> <td>0%</td> </tr> </tbody> </table> | Choice | Number | Percentage | Strongly Agree | 5 | 71.43% | Agree | 2 | 28.57% | Uncertain | 0 | 0% | Disagree | 0 | 0% | Strongly Disagree | 0 | 0% |  <p>● Stron...<br/>● Agree</p>    |
|-------------------|---|---|--------|--------|------------|----------------|---|--------|-------|---|--------|-----------|---|----|----------|---|----|-------------------|---|----|---|
| Choice            | Number  | Percentage  |        |        |            |                |   |        |       |   |        |           |   |    |          |   |    |                   |   |    |   |
| Strongly Agree    | 5   | 71.43%  |        |        |            |                |   |        |       |   |        |           |   |    |          |   |    |                   |   |    |   |
| Agree             | 2   | 28.57%  |        |        |            |                |   |        |       |   |        |           |   |    |          |   |    |                   |   |    |   |
| Uncertain         | 0   | 0%  |        |        |            |                |   |        |       |   |        |           |   |    |          |   |    |                   |   |    |   |
| Disagree          | 0   | 0%  |        |        |            |                |   |        |       |   |        |           |   |    |          |   |    |                   |   |    |   |
| Strongly Disagree | 0   | 0%  |        |        |            |                |   |        |       |   |        |           |   |    |          |   |    |                   |   |    |   |
| 6                 | I think the Course was well structured to achieve the learning outcomes (there was a good balance of lectures, tutorials, practical etc.) | <table border="1"> <thead> <tr> <th>Choice</th> <th>Number</th> <th>Percentage</th> </tr> </thead> <tbody> <tr> <td>Strongly Agree</td> <td>5</td> <td>71.43%</td> </tr> <tr> <td>Agree</td> <td>2</td> <td>28.57%</td> </tr> <tr> <td>Uncertain</td> <td>0</td> <td>0%</td> </tr> <tr> <td>Disagree</td> <td>0</td> <td>0%</td> </tr> <tr> <td>Strongly Disagree</td> <td>0</td> <td>0%</td> </tr> </tbody> </table> | Choice | Number | Percentage | Strongly Agree | 5 | 71.43% | Agree | 2 | 28.57% | Uncertain | 0 | 0% | Disagree | 0 | 0% | Strongly Disagree | 0 | 0% |  <p>● Stron...<br/>● Agree</p>   |
| Choice            | Number  | Percentage  |        |        |            |                |   |        |       |   |        |           |   |    |          |   |    |                   |   |    |   |
| Strongly Agree    | 5   | 71.43%  |        |        |            |                |   |        |       |   |        |           |   |    |          |   |    |                   |   |    |   |
| Agree             | 2   | 28.57%  |        |        |            |                |   |        |       |   |        |           |   |    |          |   |    |                   |   |    |   |
| Uncertain         | 0   | 0%  |        |        |            |                |   |        |       |   |        |           |   |    |          |   |    |                   |   |    |   |
| Disagree          | 0   | 0%  |        |        |            |                |   |        |       |   |        |           |   |    |          |   |    |                   |   |    |   |
| Strongly Disagree | 0   | 0%  |        |        |            |                |   |        |       |   |        |           |   |    |          |   |    |                   |   |    |   |
| 7                 | The learning and teaching methods encouraged participation  | <table border="1"> <thead> <tr> <th>Choice</th> <th>Number</th> <th>Percentage</th> </tr> </thead> <tbody> <tr> <td>Strongly Agree</td> <td>5</td> <td>71.43%</td> </tr> <tr> <td>Agree</td> <td>2</td> <td>28.57%</td> </tr> <tr> <td>Uncertain</td> <td>0</td> <td>0%</td> </tr> <tr> <td>Disagree</td> <td>0</td> <td>0%</td> </tr> <tr> <td>Strongly Disagree</td> <td>0</td> <td>0%</td> </tr> </tbody> </table> | Choice | Number | Percentage | Strongly Agree | 5 | 71.43% | Agree | 2 | 28.57% | Uncertain | 0 | 0% | Disagree | 0 | 0% | Strongly Disagree | 0 | 0% |  <p>● Stron...<br/>● Agree</p>  |
| Choice            | Number  | Percentage  |        |        |            |                |   |        |       |   |        |           |   |    |          |   |    |                   |   |    |   |
| Strongly Agree    | 5   | 71.43%  |        |        |            |                |   |        |       |   |        |           |   |    |          |   |    |                   |   |    |   |
| Agree             | 2   | 28.57%  |        |        |            |                |   |        |       |   |        |           |   |    |          |   |    |                   |   |    |   |
| Uncertain         | 0   | 0%  |        |        |            |                |   |        |       |   |        |           |   |    |          |   |    |                   |   |    |   |
| Disagree          | 0   | 0%  |        |        |            |                |   |        |       |   |        |           |   |    |          |   |    |                   |   |    |   |
| Strongly Disagree | 0   | 0%  |        |        |            |                |   |        |       |   |        |           |   |    |          |   |    |                   |   |    |   |
| 8                 | The overall environment in the class was conducive to learning  | <table border="1"> <thead> <tr> <th>Choice</th> <th>Number</th> <th>Percentage</th> </tr> </thead> <tbody> <tr> <td>Strongly Agree</td> <td>5</td> <td>71.43%</td> </tr> <tr> <td>Agree</td> <td>2</td> <td>28.57%</td> </tr> <tr> <td>Uncertain</td> <td>0</td> <td>0%</td> </tr> <tr> <td>Disagree</td> <td>0</td> <td>0%</td> </tr> <tr> <td>Strongly Disagree</td> <td>0</td> <td>0%</td> </tr> </tbody> </table> | Choice | Number | Percentage | Strongly Agree | 5 | 71.43% | Agree | 2 | 28.57% | Uncertain | 0 | 0% | Disagree | 0 | 0% | Strongly Disagree | 0 | 0% |  <p>● Stron...<br/>● Agree</p> |
| Choice            | Number  | Percentage  |        |        |            |                |   |        |       |   |        |           |   |    |          |   |    |                   |   |    |   |
| Strongly Agree    | 5   | 71.43%  |        |        |            |                |   |        |       |   |        |           |   |    |          |   |    |                   |   |    |   |
| Agree             | 2   | 28.57%  |        |        |            |                |   |        |       |   |        |           |   |    |          |   |    |                   |   |    |   |
| Uncertain         | 0   | 0%  |        |        |            |                |   |        |       |   |        |           |   |    |          |   |    |                   |   |    |   |
| Disagree          | 0   | 0%  |        |        |            |                |   |        |       |   |        |           |   |    |          |   |    |                   |   |    |   |
| Strongly Disagree | 0   | 0%  |        |        |            |                |   |        |       |   |        |           |   |    |          |   |    |                   |   |    |   |
| 9                 | Classrooms were satisfactory  | <table border="1"> <thead> <tr> <th>Choice</th> <th>Number</th> <th>Percentage</th> </tr> </thead> <tbody> <tr> <td>Strongly Agree</td> <td>5</td> <td>71.43%</td> </tr> <tr> <td>Agree</td> <td>2</td> <td>28.57%</td> </tr> <tr> <td>Uncertain</td> <td>0</td> <td>0%</td> </tr> <tr> <td>Disagree</td> <td>0</td> <td>0%</td> </tr> <tr> <td>Strongly Disagree</td> <td>0</td> <td>0%</td> </tr> </tbody> </table> | Choice | Number | Percentage | Strongly Agree | 5 | 71.43% | Agree | 2 | 28.57% | Uncertain | 0 | 0% | Disagree | 0 | 0% | Strongly Disagree | 0 | 0% |  <p>● Stron...<br/>● Agree</p> |
| Choice            | Number  | Percentage  |        |        |            |                |   |        |       |   |        |           |   |    |          |   |    |                   |   |    |   |
| Strongly Agree    | 5   | 71.43%  |        |        |            |                |   |        |       |   |        |           |   |    |          |   |    |                   |   |    |   |
| Agree             | 2   | 28.57%  |        |        |            |                |   |        |       |   |        |           |   |    |          |   |    |                   |   |    |   |
| Uncertain         | 0   | 0%  |        |        |            |                |   |        |       |   |        |           |   |    |          |   |    |                   |   |    |   |
| Disagree          | 0   | 0%  |        |        |            |                |   |        |       |   |        |           |   |    |          |   |    |                   |   |    |   |
| Strongly Disagree | 0   | 0%  |        |        |            |                |   |        |       |   |        |           |   |    |          |   |    |                   |   |    |   |

| 10                | Learning materials (Lesson Plans, Course Notes etc.) were relevant and useful              | <table border="1"> <thead> <tr> <th>Choice</th> <th>Number</th> <th>Percentage</th> </tr> </thead> <tbody> <tr> <td>Strongly Agree</td> <td>5</td> <td>71.43%</td> </tr> <tr> <td>Agree</td> <td>2</td> <td>28.57%</td> </tr> <tr> <td>Uncertain</td> <td>0</td> <td>0%</td> </tr> <tr> <td>Disagree</td> <td>0</td> <td>0%</td> </tr> <tr> <td>Strongly Disagree</td> <td>0</td> <td>0%</td> </tr> </tbody> </table>     | Choice | Number | Percentage | Strongly Agree | 5 | 71.43% | Agree | 2 | 28.57% | Uncertain | 0 | 0%     | Disagree | 0 | 0%     | Strongly Disagree | 0 | 0% |  <p>Legend: Strongly Agree (blue), Agree (red)</p>                        |
|-------------------|--|---|--------|--------|------------|----------------|---|--------|-------|---|--------|-----------|---|--------|----------|---|--------|-------------------|---|----|---|
| Choice            | Number   | Percentage  |        |        |            |                |   |        |       |   |        |           |   |        |          |   |        |                   |   |    |   |
| Strongly Agree    | 5  | 71.43%  |        |        |            |                |   |        |       |   |        |           |   |        |          |   |        |                   |   |    |   |
| Agree             | 2  | 28.57%  |        |        |            |                |   |        |       |   |        |           |   |        |          |   |        |                   |   |    |   |
| Uncertain         | 0  | 0%  |        |        |            |                |   |        |       |   |        |           |   |        |          |   |        |                   |   |    |   |
| Disagree          | 0  | 0%  |        |        |            |                |   |        |       |   |        |           |   |        |          |   |        |                   |   |    |   |
| Strongly Disagree | 0  | 0%  |        |        |            |                |   |        |       |   |        |           |   |        |          |   |        |                   |   |    |   |
| 11                | Recommended reading Books etc. were relevant and appropriate                               | <table border="1"> <thead> <tr> <th>Choice</th> <th>Number</th> <th>Percentage</th> </tr> </thead> <tbody> <tr> <td>Strongly Agree</td> <td>4</td> <td>57.14%</td> </tr> <tr> <td>Agree</td> <td>3</td> <td>42.86%</td> </tr> <tr> <td>Uncertain</td> <td>0</td> <td>0%</td> </tr> <tr> <td>Disagree</td> <td>0</td> <td>0%</td> </tr> <tr> <td>Strongly Disagree</td> <td>0</td> <td>0%</td> </tr> </tbody> </table>     | Choice | Number | Percentage | Strongly Agree | 4 | 57.14% | Agree | 3 | 42.86% | Uncertain | 0 | 0%     | Disagree | 0 | 0%     | Strongly Disagree | 0 | 0% |  <p>Legend: Strongly Agree (blue), Agree (red)</p>                       |
| Choice            | Number   | Percentage  |        |        |            |                |   |        |       |   |        |           |   |        |          |   |        |                   |   |    |   |
| Strongly Agree    | 4  | 57.14%  |        |        |            |                |   |        |       |   |        |           |   |        |          |   |        |                   |   |    |   |
| Agree             | 3  | 42.86%  |        |        |            |                |   |        |       |   |        |           |   |        |          |   |        |                   |   |    |   |
| Uncertain         | 0  | 0%  |        |        |            |                |   |        |       |   |        |           |   |        |          |   |        |                   |   |    |   |
| Disagree          | 0  | 0%  |        |        |            |                |   |        |       |   |        |           |   |        |          |   |        |                   |   |    |   |
| Strongly Disagree | 0  | 0%  |        |        |            |                |   |        |       |   |        |           |   |        |          |   |        |                   |   |    |   |
| 12                | The provision of learning resources in the library was adequate and appropriate            | <table border="1"> <thead> <tr> <th>Choice</th> <th>Number</th> <th>Percentage</th> </tr> </thead> <tbody> <tr> <td>Strongly Agree</td> <td>4</td> <td>57.14%</td> </tr> <tr> <td>Agree</td> <td>2</td> <td>28.57%</td> </tr> <tr> <td>Uncertain</td> <td>1</td> <td>14.29%</td> </tr> <tr> <td>Disagree</td> <td>0</td> <td>0%</td> </tr> <tr> <td>Strongly Disagree</td> <td>0</td> <td>0%</td> </tr> </tbody> </table> | Choice | Number | Percentage | Strongly Agree | 4 | 57.14% | Agree | 2 | 28.57% | Uncertain | 1 | 14.29% | Disagree | 0 | 0%     | Strongly Disagree | 0 | 0% |  <p>Legend: Strongly Agree (blue), Agree (red), Uncertain (yellow)</p>  |
| Choice            | Number   | Percentage  |        |        |            |                |   |        |       |   |        |           |   |        |          |   |        |                   |   |    |   |
| Strongly Agree    | 4  | 57.14%  |        |        |            |                |   |        |       |   |        |           |   |        |          |   |        |                   |   |    |   |
| Agree             | 2  | 28.57%  |        |        |            |                |   |        |       |   |        |           |   |        |          |   |        |                   |   |    |   |
| Uncertain         | 1  | 14.29%  |        |        |            |                |   |        |       |   |        |           |   |        |          |   |        |                   |   |    |   |
| Disagree          | 0  | 0%  |        |        |            |                |   |        |       |   |        |           |   |        |          |   |        |                   |   |    |   |
| Strongly Disagree | 0  | 0%  |        |        |            |                |   |        |       |   |        |           |   |        |          |   |        |                   |   |    |   |
| 13                | The provision of learning resources on the Web was adequate and appropriate ( if relevant) | <table border="1"> <thead> <tr> <th>Choice</th> <th>Number</th> <th>Percentage</th> </tr> </thead> <tbody> <tr> <td>Strongly Agree</td> <td>4</td> <td>57.14%</td> </tr> <tr> <td>Agree</td> <td>2</td> <td>28.57%</td> </tr> <tr> <td>Uncertain</td> <td>0</td> <td>0%</td> </tr> <tr> <td>Disagree</td> <td>1</td> <td>14.29%</td> </tr> <tr> <td>Strongly Disagree</td> <td>0</td> <td>0%</td> </tr> </tbody> </table> | Choice | Number | Percentage | Strongly Agree | 4 | 57.14% | Agree | 2 | 28.57% | Uncertain | 0 | 0%     | Disagree | 1 | 14.29% | Strongly Disagree | 0 | 0% |  <p>Legend: Strongly Agree (blue), Agree (red), Disagree (green)</p>   |
| Choice            | Number   | Percentage  |        |        |            |                |   |        |       |   |        |           |   |        |          |   |        |                   |   |    |   |
| Strongly Agree    | 4  | 57.14%  |        |        |            |                |   |        |       |   |        |           |   |        |          |   |        |                   |   |    |   |
| Agree             | 2  | 28.57%  |        |        |            |                |   |        |       |   |        |           |   |        |          |   |        |                   |   |    |   |
| Uncertain         | 0  | 0%  |        |        |            |                |   |        |       |   |        |           |   |        |          |   |        |                   |   |    |   |
| Disagree          | 1  | 14.29%  |        |        |            |                |   |        |       |   |        |           |   |        |          |   |        |                   |   |    |   |
| Strongly Disagree | 0  | 0%  |        |        |            |                |   |        |       |   |        |           |   |        |          |   |        |                   |   |    |   |
| 14                | The Course stimulated my interest and thought on the subject area                          | <table border="1"> <thead> <tr> <th>Choice</th> <th>Number</th> <th>Percentage</th> </tr> </thead> <tbody> <tr> <td>Strongly Agree</td> <td>4</td> <td>57.14%</td> </tr> <tr> <td>Agree</td> <td>2</td> <td>28.57%</td> </tr> <tr> <td>Uncertain</td> <td>1</td> <td>14.29%</td> </tr> <tr> <td>Disagree</td> <td>0</td> <td>0%</td> </tr> <tr> <td>Strongly Disagree</td> <td>0</td> <td>0%</td> </tr> </tbody> </table> | Choice | Number | Percentage | Strongly Agree | 4 | 57.14% | Agree | 2 | 28.57% | Uncertain | 1 | 14.29% | Disagree | 0 | 0%     | Strongly Disagree | 0 | 0% |  <p>Legend: Strongly Agree (blue), Agree (red), Uncertain (yellow)</p> |
| Choice            | Number   | Percentage  |        |        |            |                |   |        |       |   |        |           |   |        |          |   |        |                   |   |    |   |
| Strongly Agree    | 4  | 57.14%  |        |        |            |                |   |        |       |   |        |           |   |        |          |   |        |                   |   |    |   |
| Agree             | 2  | 28.57%  |        |        |            |                |   |        |       |   |        |           |   |        |          |   |        |                   |   |    |   |
| Uncertain         | 1  | 14.29%  |        |        |            |                |   |        |       |   |        |           |   |        |          |   |        |                   |   |    |   |
| Disagree          | 0  | 0%  |        |        |            |                |   |        |       |   |        |           |   |        |          |   |        |                   |   |    |   |
| Strongly Disagree | 0  | 0%  |        |        |            |                |   |        |       |   |        |           |   |        |          |   |        |                   |   |    |   |

| 15                | The pace of the Course was appropriate    | <table border="1"> <thead> <tr> <th>Choice</th> <th>Number</th> <th>Percentage</th> </tr> </thead> <tbody> <tr> <td>Strongly Agree</td> <td>4</td> <td>57.14%</td> </tr> <tr> <td>Agree</td> <td>2</td> <td>28.57%</td> </tr> <tr> <td>Uncertain</td> <td>0</td> <td>0%</td> </tr> <tr> <td>Disagree</td> <td>1</td> <td>14.29%</td> </tr> <tr> <td>Strongly Disagree</td> <td>0</td> <td>0%</td> </tr> </tbody> </table> | Choice | Number | Percentage | Strongly Agree | 4 | 57.14% | Agree | 2 | 28.57% | Uncertain | 0 | 0% | Disagree | 1 | 14.29% | Strongly Disagree | 0 | 0%     |  <p> <span style="color: blue;">●</span> Stron...<br/> <span style="color: red;">●</span> Agree<br/> <span style="color: green;">●</span> Disa... </p>    |
|-------------------|---|---|--------|--------|------------|----------------|---|--------|-------|---|--------|-----------|---|----|----------|---|--------|-------------------|---|--------|---|
| Choice            | Number                                    | Percentage  |        |        |            |                |   |        |       |   |        |           |   |    |          |   |        |                   |   |        |   |
| Strongly Agree    | 4   | 57.14%  |        |        |            |                |   |        |       |   |        |           |   |    |          |   |        |                   |   |        |   |
| Agree             | 2   | 28.57%  |        |        |            |                |   |        |       |   |        |           |   |    |          |   |        |                   |   |        |   |
| Uncertain         | 0   | 0%  |        |        |            |                |   |        |       |   |        |           |   |    |          |   |        |                   |   |        |   |
| Disagree          | 1   | 14.29%  |        |        |            |                |   |        |       |   |        |           |   |    |          |   |        |                   |   |        |   |
| Strongly Disagree | 0   | 0%  |        |        |            |                |   |        |       |   |        |           |   |    |          |   |        |                   |   |        |   |
| 16                | Ideas and concepts were presented clearly | <table border="1"> <thead> <tr> <th>Choice</th> <th>Number</th> <th>Percentage</th> </tr> </thead> <tbody> <tr> <td>Strongly Agree</td> <td>4</td> <td>57.14%</td> </tr> <tr> <td>Agree</td> <td>2</td> <td>28.57%</td> </tr> <tr> <td>Uncertain</td> <td>0</td> <td>0%</td> </tr> <tr> <td>Disagree</td> <td>0</td> <td>0%</td> </tr> <tr> <td>Strongly Disagree</td> <td>1</td> <td>14.29%</td> </tr> </tbody> </table> | Choice | Number | Percentage | Strongly Agree | 4 | 57.14% | Agree | 2 | 28.57% | Uncertain | 0 | 0% | Disagree | 0 | 0%     | Strongly Disagree | 1 | 14.29% |  <p> <span style="color: blue;">●</span> Stron...<br/> <span style="color: red;">●</span> Agree<br/> <span style="color: purple;">●</span> Stron... </p> |
| Choice            | Number                                    | Percentage  |        |        |            |                |   |        |       |   |        |           |   |    |          |   |        |                   |   |        |   |
| Strongly Agree    | 4   | 57.14%  |        |        |            |                |   |        |       |   |        |           |   |    |          |   |        |                   |   |        |   |
| Agree             | 2   | 28.57%  |        |        |            |                |   |        |       |   |        |           |   |    |          |   |        |                   |   |        |   |
| Uncertain         | 0   | 0%  |        |        |            |                |   |        |       |   |        |           |   |    |          |   |        |                   |   |        |   |
| Disagree          | 0   | 0%  |        |        |            |                |   |        |       |   |        |           |   |    |          |   |        |                   |   |        |   |
| Strongly Disagree | 1   | 14.29%  |        |        |            |                |   |        |       |   |        |           |   |    |          |   |        |                   |   |        |   |
| 17                | The method of assessment were reasonable  | <table border="1"> <thead> <tr> <th>Choice</th> <th>Number</th> <th>Percentage</th> </tr> </thead> <tbody> <tr> <td>Strongly Agree</td> <td>5</td> <td>71.43%</td> </tr> <tr> <td>Agree</td> <td>2</td> <td>28.57%</td> </tr> <tr> <td>Uncertain</td> <td>0</td> <td>0%</td> </tr> <tr> <td>Disagree</td> <td>0</td> <td>0%</td> </tr> <tr> <td>Strongly Disagree</td> <td>0</td> <td>0%</td> </tr> </tbody> </table>     | Choice | Number | Percentage | Strongly Agree | 5 | 71.43% | Agree | 2 | 28.57% | Uncertain | 0 | 0% | Disagree | 0 | 0%     | Strongly Disagree | 0 | 0%     |  <p> <span style="color: blue;">●</span> Stron...<br/> <span style="color: red;">●</span> Agree </p>  |
| Choice            | Number                                    | Percentage  |        |        |            |                |   |        |       |   |        |           |   |    |          |   |        |                   |   |        |   |
| Strongly Agree    | 5   | 71.43%  |        |        |            |                |   |        |       |   |        |           |   |    |          |   |        |                   |   |        |   |
| Agree             | 2   | 28.57%  |        |        |            |                |   |        |       |   |        |           |   |    |          |   |        |                   |   |        |   |
| Uncertain         | 0   | 0%  |        |        |            |                |   |        |       |   |        |           |   |    |          |   |        |                   |   |        |   |
| Disagree          | 0   | 0%  |        |        |            |                |   |        |       |   |        |           |   |    |          |   |        |                   |   |        |   |
| Strongly Disagree | 0   | 0%  |        |        |            |                |   |        |       |   |        |           |   |    |          |   |        |                   |   |        |   |
| 18                | Feedback on assessment was timely         | <table border="1"> <thead> <tr> <th>Choice</th> <th>Number</th> <th>Percentage</th> </tr> </thead> <tbody> <tr> <td>Strongly Agree</td> <td>5</td> <td>71.43%</td> </tr> <tr> <td>Agree</td> <td>2</td> <td>28.57%</td> </tr> <tr> <td>Uncertain</td> <td>0</td> <td>0%</td> </tr> <tr> <td>Disagree</td> <td>0</td> <td>0%</td> </tr> <tr> <td>Strongly Disagree</td> <td>0</td> <td>0%</td> </tr> </tbody> </table>     | Choice | Number | Percentage | Strongly Agree | 5 | 71.43% | Agree | 2 | 28.57% | Uncertain | 0 | 0% | Disagree | 0 | 0%     | Strongly Disagree | 0 | 0%     |  <p> <span style="color: blue;">●</span> Stron...<br/> <span style="color: red;">●</span> Agree </p>   |
| Choice            | Number                                    | Percentage  |        |        |            |                |   |        |       |   |        |           |   |    |          |   |        |                   |   |        |   |
| Strongly Agree    | 5   | 71.43%  |        |        |            |                |   |        |       |   |        |           |   |    |          |   |        |                   |   |        |   |
| Agree             | 2   | 28.57%  |        |        |            |                |   |        |       |   |        |           |   |    |          |   |        |                   |   |        |   |
| Uncertain         | 0   | 0%  |        |        |            |                |   |        |       |   |        |           |   |    |          |   |        |                   |   |        |   |
| Disagree          | 0   | 0%  |        |        |            |                |   |        |       |   |        |           |   |    |          |   |        |                   |   |        |   |
| Strongly Disagree | 0   | 0%  |        |        |            |                |   |        |       |   |        |           |   |    |          |   |        |                   |   |        |   |
| 19                | Feedback on assessment was helpful        | <table border="1"> <thead> <tr> <th>Choice</th> <th>Number</th> <th>Percentage</th> </tr> </thead> <tbody> <tr> <td>Strongly Agree</td> <td>5</td> <td>71.43%</td> </tr> <tr> <td>Agree</td> <td>2</td> <td>28.57%</td> </tr> <tr> <td>Uncertain</td> <td>0</td> <td>0%</td> </tr> <tr> <td>Disagree</td> <td>0</td> <td>0%</td> </tr> <tr> <td>Strongly Disagree</td> <td>0</td> <td>0%</td> </tr> </tbody> </table>     | Choice | Number | Percentage | Strongly Agree | 5 | 71.43% | Agree | 2 | 28.57% | Uncertain | 0 | 0% | Disagree | 0 | 0%     | Strongly Disagree | 0 | 0%     |  <p> <span style="color: blue;">●</span> Stron...<br/> <span style="color: red;">●</span> Agree </p>   |
| Choice            | Number                                    | Percentage  |        |        |            |                |   |        |       |   |        |           |   |    |          |   |        |                   |   |        |   |
| Strongly Agree    | 5   | 71.43%  |        |        |            |                |   |        |       |   |        |           |   |    |          |   |        |                   |   |        |   |
| Agree             | 2   | 28.57%  |        |        |            |                |   |        |       |   |        |           |   |    |          |   |        |                   |   |        |   |
| Uncertain         | 0   | 0%  |        |        |            |                |   |        |       |   |        |           |   |    |          |   |        |                   |   |        |   |
| Disagree          | 0   | 0%  |        |        |            |                |   |        |       |   |        |           |   |    |          |   |        |                   |   |        |   |
| Strongly Disagree | 0   | 0%  |        |        |            |                |   |        |       |   |        |           |   |    |          |   |        |                   |   |        |   |

| 20                | I understood the lectures                                   | <table border="1"> <thead> <tr> <th>Choice</th> <th>Number</th> <th>Percentage</th> </tr> </thead> <tbody> <tr> <td>Strongly Agree</td> <td>5</td> <td>71.43%</td> </tr> <tr> <td>Agree</td> <td>2</td> <td>28.57%</td> </tr> <tr> <td>Uncertain</td> <td>0</td> <td>0%</td> </tr> <tr> <td>Disagree</td> <td>0</td> <td>0%</td> </tr> <tr> <td>Strongly Disagree</td> <td>0</td> <td>0%</td> </tr> </tbody> </table>     | Choice | Number | Percentage | Strongly Agree | 5 | 71.43% | Agree | 2 | 28.57% | Uncertain | 0 | 0%     | Disagree | 0 | 0% | Strongly Disagree | 0 | 0% |  <p>● Stron...<br/>● Agree</p>                 |
|-------------------|---|---|--------|--------|------------|----------------|---|--------|-------|---|--------|-----------|---|--------|----------|---|----|-------------------|---|----|--|
| Choice            | Number  | Percentage  |        |        |            |                |   |        |       |   |        |           |   |        |          |   |    |                   |   |    |  |
| Strongly Agree    | 5   | 71.43%  |        |        |            |                |   |        |       |   |        |           |   |        |          |   |    |                   |   |    |  |
| Agree             | 2   | 28.57%  |        |        |            |                |   |        |       |   |        |           |   |        |          |   |    |                   |   |    |  |
| Uncertain         | 0   | 0%  |        |        |            |                |   |        |       |   |        |           |   |        |          |   |    |                   |   |    |  |
| Disagree          | 0   | 0%  |        |        |            |                |   |        |       |   |        |           |   |        |          |   |    |                   |   |    |  |
| Strongly Disagree | 0   | 0%  |        |        |            |                |   |        |       |   |        |           |   |        |          |   |    |                   |   |    |  |
| 21                | The material was well organized and presented               | <table border="1"> <thead> <tr> <th>Choice</th> <th>Number</th> <th>Percentage</th> </tr> </thead> <tbody> <tr> <td>Strongly Agree</td> <td>4</td> <td>57.14%</td> </tr> <tr> <td>Agree</td> <td>3</td> <td>42.86%</td> </tr> <tr> <td>Uncertain</td> <td>0</td> <td>0%</td> </tr> <tr> <td>Disagree</td> <td>0</td> <td>0%</td> </tr> <tr> <td>Strongly Disagree</td> <td>0</td> <td>0%</td> </tr> </tbody> </table>     | Choice | Number | Percentage | Strongly Agree | 4 | 57.14% | Agree | 3 | 42.86% | Uncertain | 0 | 0%     | Disagree | 0 | 0% | Strongly Disagree | 0 | 0% |  <p>● Stron...<br/>● Agree</p>                |
| Choice            | Number  | Percentage  |        |        |            |                |   |        |       |   |        |           |   |        |          |   |    |                   |   |    |  |
| Strongly Agree    | 4   | 57.14%  |        |        |            |                |   |        |       |   |        |           |   |        |          |   |    |                   |   |    |  |
| Agree             | 3   | 42.86%  |        |        |            |                |   |        |       |   |        |           |   |        |          |   |    |                   |   |    |  |
| Uncertain         | 0   | 0%  |        |        |            |                |   |        |       |   |        |           |   |        |          |   |    |                   |   |    |  |
| Disagree          | 0   | 0%  |        |        |            |                |   |        |       |   |        |           |   |        |          |   |    |                   |   |    |  |
| Strongly Disagree | 0   | 0%  |        |        |            |                |   |        |       |   |        |           |   |        |          |   |    |                   |   |    |  |
| 22                | The instructor was responsive to student needs and problems | <table border="1"> <thead> <tr> <th>Choice</th> <th>Number</th> <th>Percentage</th> </tr> </thead> <tbody> <tr> <td>Strongly Agree</td> <td>4</td> <td>57.14%</td> </tr> <tr> <td>Agree</td> <td>2</td> <td>28.57%</td> </tr> <tr> <td>Uncertain</td> <td>1</td> <td>14.29%</td> </tr> <tr> <td>Disagree</td> <td>0</td> <td>0%</td> </tr> <tr> <td>Strongly Disagree</td> <td>0</td> <td>0%</td> </tr> </tbody> </table> | Choice | Number | Percentage | Strongly Agree | 4 | 57.14% | Agree | 2 | 28.57% | Uncertain | 1 | 14.29% | Disagree | 0 | 0% | Strongly Disagree | 0 | 0% |  <p>● Stron...<br/>● Agree<br/>● Unce...</p> |
| Choice            | Number  | Percentage  |        |        |            |                |   |        |       |   |        |           |   |        |          |   |    |                   |   |    |  |
| Strongly Agree    | 4   | 57.14%  |        |        |            |                |   |        |       |   |        |           |   |        |          |   |    |                   |   |    |  |
| Agree             | 2   | 28.57%  |        |        |            |                |   |        |       |   |        |           |   |        |          |   |    |                   |   |    |  |
| Uncertain         | 1   | 14.29%  |        |        |            |                |   |        |       |   |        |           |   |        |          |   |    |                   |   |    |  |
| Disagree          | 0   | 0%  |        |        |            |                |   |        |       |   |        |           |   |        |          |   |    |                   |   |    |  |
| Strongly Disagree | 0   | 0%  |        |        |            |                |   |        |       |   |        |           |   |        |          |   |    |                   |   |    |  |
| 23                | Had the instructor been regular throughout the course       | <table border="1"> <thead> <tr> <th>Choice</th> <th>Number</th> <th>Percentage</th> </tr> </thead> <tbody> <tr> <td>Strongly Agree</td> <td>4</td> <td>57.14%</td> </tr> <tr> <td>Agree</td> <td>3</td> <td>42.86%</td> </tr> <tr> <td>Uncertain</td> <td>0</td> <td>0%</td> </tr> <tr> <td>Disagree</td> <td>0</td> <td>0%</td> </tr> <tr> <td>Strongly Disagree</td> <td>0</td> <td>0%</td> </tr> </tbody> </table>     | Choice | Number | Percentage | Strongly Agree | 4 | 57.14% | Agree | 3 | 42.86% | Uncertain | 0 | 0%     | Disagree | 0 | 0% | Strongly Disagree | 0 | 0% |  <p>● Stron...<br/>● Agree</p>              |
| Choice            | Number  | Percentage  |        |        |            |                |   |        |       |   |        |           |   |        |          |   |    |                   |   |    |  |
| Strongly Agree    | 4   | 57.14%  |        |        |            |                |   |        |       |   |        |           |   |        |          |   |    |                   |   |    |  |
| Agree             | 3   | 42.86%  |        |        |            |                |   |        |       |   |        |           |   |        |          |   |    |                   |   |    |  |
| Uncertain         | 0   | 0%  |        |        |            |                |   |        |       |   |        |           |   |        |          |   |    |                   |   |    |  |
| Disagree          | 0   | 0%  |        |        |            |                |   |        |       |   |        |           |   |        |          |   |    |                   |   |    |  |
| Strongly Disagree | 0   | 0%  |        |        |            |                |   |        |       |   |        |           |   |        |          |   |    |                   |   |    |  |
| 24                | The material in the tutorials was useful                    | <table border="1"> <thead> <tr> <th>Choice</th> <th>Number</th> <th>Percentage</th> </tr> </thead> <tbody> <tr> <td>Strongly Agree</td> <td>4</td> <td>57.14%</td> </tr> <tr> <td>Agree</td> <td>3</td> <td>42.86%</td> </tr> <tr> <td>Uncertain</td> <td>0</td> <td>0%</td> </tr> <tr> <td>Disagree</td> <td>0</td> <td>0%</td> </tr> <tr> <td>Strongly Disagree</td> <td>0</td> <td>0%</td> </tr> </tbody> </table>     | Choice | Number | Percentage | Strongly Agree | 4 | 57.14% | Agree | 3 | 42.86% | Uncertain | 0 | 0%     | Disagree | 0 | 0% | Strongly Disagree | 0 | 0% |  <p>● Stron...<br/>● Agree</p>              |
| Choice            | Number  | Percentage  |        |        |            |                |   |        |       |   |        |           |   |        |          |   |    |                   |   |    |  |
| Strongly Agree    | 4   | 57.14%  |        |        |            |                |   |        |       |   |        |           |   |        |          |   |    |                   |   |    |  |
| Agree             | 3   | 42.86%  |        |        |            |                |   |        |       |   |        |           |   |        |          |   |    |                   |   |    |  |
| Uncertain         | 0   | 0%  |        |        |            |                |   |        |       |   |        |           |   |        |          |   |    |                   |   |    |  |
| Disagree          | 0   | 0%  |        |        |            |                |   |        |       |   |        |           |   |        |          |   |    |                   |   |    |  |
| Strongly Disagree | 0   | 0%  |        |        |            |                |   |        |       |   |        |           |   |        |          |   |    |                   |   |    |  |



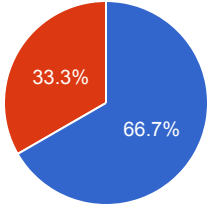


| 25                | I was happy with the amount of work needed for tutorials | <table border="1"> <thead> <tr> <th>Choice</th> <th>Number</th> <th>Percentage</th> </tr> </thead> <tbody> <tr> <td>Strongly Agree</td> <td>4</td> <td>57.14%</td> </tr> <tr> <td>Agree</td> <td>3</td> <td>42.86%</td> </tr> <tr> <td>Uncertain</td> <td>0</td> <td>0%</td> </tr> <tr> <td>Disagree</td> <td>0</td> <td>0%</td> </tr> <tr> <td>Strongly Disagree</td> <td>0</td> <td>0%</td> </tr> </tbody> </table> | Choice | Number | Percentage | Strongly Agree | 4 | 57.14% | Agree | 3 | 42.86% | Uncertain | 0 | 0% | Disagree | 0 | 0% | Strongly Disagree | 0 | 0% |  <p>● Stron...<br/>● Agree</p>    |
|-------------------|--|---|--------|--------|------------|----------------|---|--------|-------|---|--------|-----------|---|----|----------|---|----|-------------------|---|----|---|
| Choice            | Number   | Percentage  |        |        |            |                |   |        |       |   |        |           |   |    |          |   |    |                   |   |    |   |
| Strongly Agree    | 4  | 57.14%  |        |        |            |                |   |        |       |   |        |           |   |    |          |   |    |                   |   |    |   |
| Agree             | 3  | 42.86%  |        |        |            |                |   |        |       |   |        |           |   |    |          |   |    |                   |   |    |   |
| Uncertain         | 0  | 0%  |        |        |            |                |   |        |       |   |        |           |   |    |          |   |    |                   |   |    |   |
| Disagree          | 0  | 0%  |        |        |            |                |   |        |       |   |        |           |   |    |          |   |    |                   |   |    |   |
| Strongly Disagree | 0  | 0%  |        |        |            |                |   |        |       |   |        |           |   |    |          |   |    |                   |   |    |   |
| 26                | The tutor dealt effectively with my problems             | <table border="1"> <thead> <tr> <th>Choice</th> <th>Number</th> <th>Percentage</th> </tr> </thead> <tbody> <tr> <td>Strongly Agree</td> <td>5</td> <td>71.43%</td> </tr> <tr> <td>Agree</td> <td>2</td> <td>28.57%</td> </tr> <tr> <td>Uncertain</td> <td>0</td> <td>0%</td> </tr> <tr> <td>Disagree</td> <td>0</td> <td>0%</td> </tr> <tr> <td>Strongly Disagree</td> <td>0</td> <td>0%</td> </tr> </tbody> </table> | Choice | Number | Percentage | Strongly Agree | 5 | 71.43% | Agree | 2 | 28.57% | Uncertain | 0 | 0% | Disagree | 0 | 0% | Strongly Disagree | 0 | 0% |  <p>● Stron...<br/>● Agree</p>   |
| Choice            | Number   | Percentage  |        |        |            |                |   |        |       |   |        |           |   |    |          |   |    |                   |   |    |   |
| Strongly Agree    | 5  | 71.43%  |        |        |            |                |   |        |       |   |        |           |   |    |          |   |    |                   |   |    |   |
| Agree             | 2  | 28.57%  |        |        |            |                |   |        |       |   |        |           |   |    |          |   |    |                   |   |    |   |
| Uncertain         | 0  | 0%  |        |        |            |                |   |        |       |   |        |           |   |    |          |   |    |                   |   |    |   |
| Disagree          | 0  | 0%  |        |        |            |                |   |        |       |   |        |           |   |    |          |   |    |                   |   |    |   |
| Strongly Disagree | 0  | 0%  |        |        |            |                |   |        |       |   |        |           |   |    |          |   |    |                   |   |    |   |
| 27                | The material in the practicals was useful                | <table border="1"> <thead> <tr> <th>Choice</th> <th>Number</th> <th>Percentage</th> </tr> </thead> <tbody> <tr> <td>Strongly Agree</td> <td>5</td> <td>71.43%</td> </tr> <tr> <td>Agree</td> <td>2</td> <td>28.57%</td> </tr> <tr> <td>Uncertain</td> <td>0</td> <td>0%</td> </tr> <tr> <td>Disagree</td> <td>0</td> <td>0%</td> </tr> <tr> <td>Strongly Disagree</td> <td>0</td> <td>0%</td> </tr> </tbody> </table> | Choice | Number | Percentage | Strongly Agree | 5 | 71.43% | Agree | 2 | 28.57% | Uncertain | 0 | 0% | Disagree | 0 | 0% | Strongly Disagree | 0 | 0% |  <p>● Stron...<br/>● Agree</p>  |
| Choice            | Number   | Percentage  |        |        |            |                |   |        |       |   |        |           |   |    |          |   |    |                   |   |    |   |
| Strongly Agree    | 5  | 71.43%  |        |        |            |                |   |        |       |   |        |           |   |    |          |   |    |                   |   |    |   |
| Agree             | 2  | 28.57%  |        |        |            |                |   |        |       |   |        |           |   |    |          |   |    |                   |   |    |   |
| Uncertain         | 0  | 0%  |        |        |            |                |   |        |       |   |        |           |   |    |          |   |    |                   |   |    |   |
| Disagree          | 0  | 0%  |        |        |            |                |   |        |       |   |        |           |   |    |          |   |    |                   |   |    |   |
| Strongly Disagree | 0  | 0%  |        |        |            |                |   |        |       |   |        |           |   |    |          |   |    |                   |   |    |   |
| 28                | The demonstrators dealt effectively with my problems     | <table border="1"> <thead> <tr> <th>Choice</th> <th>Number</th> <th>Percentage</th> </tr> </thead> <tbody> <tr> <td>Strongly Agree</td> <td>5</td> <td>71.43%</td> </tr> <tr> <td>Agree</td> <td>2</td> <td>28.57%</td> </tr> <tr> <td>Uncertain</td> <td>0</td> <td>0%</td> </tr> <tr> <td>Disagree</td> <td>0</td> <td>0%</td> </tr> <tr> <td>Strongly Disagree</td> <td>0</td> <td>0%</td> </tr> </tbody> </table> | Choice | Number | Percentage | Strongly Agree | 5 | 71.43% | Agree | 2 | 28.57% | Uncertain | 0 | 0% | Disagree | 0 | 0% | Strongly Disagree | 0 | 0% |  <p>● Stron...<br/>● Agree</p> |
| Choice            | Number   | Percentage  |        |        |            |                |   |        |       |   |        |           |   |    |          |   |    |                   |   |    |   |
| Strongly Agree    | 5  | 71.43%  |        |        |            |                |   |        |       |   |        |           |   |    |          |   |    |                   |   |    |   |
| Agree             | 2  | 28.57%  |        |        |            |                |   |        |       |   |        |           |   |    |          |   |    |                   |   |    |   |
| Uncertain         | 0  | 0%  |        |        |            |                |   |        |       |   |        |           |   |    |          |   |    |                   |   |    |   |
| Disagree          | 0  | 0%  |        |        |            |                |   |        |       |   |        |           |   |    |          |   |    |                   |   |    |   |
| Strongly Disagree | 0  | 0%  |        |        |            |                |   |        |       |   |        |           |   |    |          |   |    |                   |   |    |   |
| 29                | The best features of the Course were                     | <p>To know how we can start business internationally.<br/>Brilliant<br/>good<br/>learning about the business<br/>g<br/>Good<br/>Good</p>  |        |        |            |                |   |        |       |   |        |           |   |    |          |   |    |                   |   |    |   |
| 30                | The Course could have been improved by                   | <p>Giving practical examples by teacher.<br/>Teacher yes<br/>good<br/>no comment<br/>g<br/>Good<br/>Good</p>  |        |        |            |                |   |        |       |   |        |           |   |    |          |   |    |                   |   |    |   |

|    |  |   |
|----|--|---|
| 31 | The University does not tolerate discrimination on any irrelevant distinction (e.g. race, age, gender) and is committed to work with diversity in a wholly positive way. Please indicate below anything in relation to this Course which may run counter to this objective | The teachers highly respect the university's objectives ..<br>Good<br>there were nothing relate any factor<br>g |
|----|--|---|




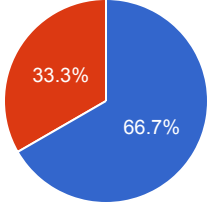

---






# Course Evaluation - Program: 0250






| Teacher Name: MUHAMMAD KAMRAN |  | Course ID: MTS-218<br>Course Title: Business Statistics   |        | Session: 2017 Fall |            |                |   |        |       |   |        |           |   |    |          |   |    |                   |   |    |  |  |  |
|-------------------------------|--|---|--------|--------------------|------------|----------------|---|--------|-------|---|--------|-----------|---|----|----------|---|----|-------------------|---|----|--|--|--|
| Shift: Morning -- Section:    |  | Total Strength: 5   |        | Attempted: 3       |            |                |   |        |       |   |        |           |   |    |          |   |    |                   |   |    |  |  |  |
| S.No                          | Question   | Opinions  |        |                    | Chart      |                |   |        |       |   |        |           |   |    |          |   |    |                   |   |    |  |  |  |
| 1                             | The course objectives were clear   | <table border="1"> <thead> <tr> <th>Choice</th> <th>Number</th> <th>Percentage</th> </tr> </thead> <tbody> <tr> <td>Strongly Agree</td> <td>3</td> <td>100%</td> </tr> <tr> <td>Agree</td> <td>0</td> <td>0%</td> </tr> <tr> <td>Uncertain</td> <td>0</td> <td>0%</td> </tr> <tr> <td>Disagree</td> <td>0</td> <td>0%</td> </tr> <tr> <td>Strongly Disagree</td> <td>0</td> <td>0%</td> </tr> </tbody> </table>       | Choice | Number             | Percentage | Strongly Agree | 3 | 100%   | Agree | 0 | 0%     | Uncertain | 0 | 0% | Disagree | 0 | 0% | Strongly Disagree | 0 | 0% | <p>A pie chart with a single blue slice representing 100%. A legend to the right shows a blue dot next to the text 'Stron...'.</p>   |  |  |
| Choice                        | Number   | Percentage  |        |                    |            |                |   |        |       |   |        |           |   |    |          |   |    |                   |   |    |  |  |  |
| Strongly Agree                | 3  | 100%  |        |                    |            |                |   |        |       |   |        |           |   |    |          |   |    |                   |   |    |  |  |  |
| Agree                         | 0  | 0%  |        |                    |            |                |   |        |       |   |        |           |   |    |          |   |    |                   |   |    |  |  |  |
| Uncertain                     | 0  | 0%  |        |                    |            |                |   |        |       |   |        |           |   |    |          |   |    |                   |   |    |  |  |  |
| Disagree                      | 0  | 0%  |        |                    |            |                |   |        |       |   |        |           |   |    |          |   |    |                   |   |    |  |  |  |
| Strongly Disagree             | 0  | 0%  |        |                    |            |                |   |        |       |   |        |           |   |    |          |   |    |                   |   |    |  |  |  |
| 2                             | The Course workload was manageable   | <table border="1"> <thead> <tr> <th>Choice</th> <th>Number</th> <th>Percentage</th> </tr> </thead> <tbody> <tr> <td>Strongly Agree</td> <td>3</td> <td>100%</td> </tr> <tr> <td>Agree</td> <td>0</td> <td>0%</td> </tr> <tr> <td>Uncertain</td> <td>0</td> <td>0%</td> </tr> <tr> <td>Disagree</td> <td>0</td> <td>0%</td> </tr> <tr> <td>Strongly Disagree</td> <td>0</td> <td>0%</td> </tr> </tbody> </table>       | Choice | Number             | Percentage | Strongly Agree | 3 | 100%   | Agree | 0 | 0%     | Uncertain | 0 | 0% | Disagree | 0 | 0% | Strongly Disagree | 0 | 0% | <p>A pie chart with a single blue slice representing 100%. A legend to the right shows a blue dot next to the text 'Stron...'.</p>   |  |  |
| Choice                        | Number   | Percentage  |        |                    |            |                |   |        |       |   |        |           |   |    |          |   |    |                   |   |    |  |  |  |
| Strongly Agree                | 3  | 100%  |        |                    |            |                |   |        |       |   |        |           |   |    |          |   |    |                   |   |    |  |  |  |
| Agree                         | 0  | 0%  |        |                    |            |                |   |        |       |   |        |           |   |    |          |   |    |                   |   |    |  |  |  |
| Uncertain                     | 0  | 0%  |        |                    |            |                |   |        |       |   |        |           |   |    |          |   |    |                   |   |    |  |  |  |
| Disagree                      | 0  | 0%  |        |                    |            |                |   |        |       |   |        |           |   |    |          |   |    |                   |   |    |  |  |  |
| Strongly Disagree             | 0  | 0%  |        |                    |            |                |   |        |       |   |        |           |   |    |          |   |    |                   |   |    |  |  |  |
| 3                             | The Course was well organized (e.g. timely access to materials, notification of changes, etc.) | <table border="1"> <thead> <tr> <th>Choice</th> <th>Number</th> <th>Percentage</th> </tr> </thead> <tbody> <tr> <td>Strongly Agree</td> <td>3</td> <td>100%</td> </tr> <tr> <td>Agree</td> <td>0</td> <td>0%</td> </tr> <tr> <td>Uncertain</td> <td>0</td> <td>0%</td> </tr> <tr> <td>Disagree</td> <td>0</td> <td>0%</td> </tr> <tr> <td>Strongly Disagree</td> <td>0</td> <td>0%</td> </tr> </tbody> </table>       | Choice | Number             | Percentage | Strongly Agree | 3 | 100%   | Agree | 0 | 0%     | Uncertain | 0 | 0% | Disagree | 0 | 0% | Strongly Disagree | 0 | 0% | <p>A pie chart with a single blue slice representing 100%. A legend to the right shows a blue dot next to the text 'Stron...'.</p>   |  |  |
| Choice                        | Number   | Percentage  |        |                    |            |                |   |        |       |   |        |           |   |    |          |   |    |                   |   |    |  |  |  |
| Strongly Agree                | 3  | 100%  |        |                    |            |                |   |        |       |   |        |           |   |    |          |   |    |                   |   |    |  |  |  |
| Agree                         | 0  | 0%  |        |                    |            |                |   |        |       |   |        |           |   |    |          |   |    |                   |   |    |  |  |  |
| Uncertain                     | 0  | 0%  |        |                    |            |                |   |        |       |   |        |           |   |    |          |   |    |                   |   |    |  |  |  |
| Disagree                      | 0  | 0%  |        |                    |            |                |   |        |       |   |        |           |   |    |          |   |    |                   |   |    |  |  |  |
| Strongly Disagree             | 0  | 0%  |        |                    |            |                |   |        |       |   |        |           |   |    |          |   |    |                   |   |    |  |  |  |
| 4                             | I participated actively in the Course  | <table border="1"> <thead> <tr> <th>Choice</th> <th>Number</th> <th>Percentage</th> </tr> </thead> <tbody> <tr> <td>Strongly Agree</td> <td>2</td> <td>66.67%</td> </tr> <tr> <td>Agree</td> <td>1</td> <td>33.33%</td> </tr> <tr> <td>Uncertain</td> <td>0</td> <td>0%</td> </tr> <tr> <td>Disagree</td> <td>0</td> <td>0%</td> </tr> <tr> <td>Strongly Disagree</td> <td>0</td> <td>0%</td> </tr> </tbody> </table> | Choice | Number             | Percentage | Strongly Agree | 2 | 66.67% | Agree | 1 | 33.33% | Uncertain | 0 | 0% | Disagree | 0 | 0% | Strongly Disagree | 0 | 0% | <p>A pie chart with two slices: a blue slice representing 66.7% and a red slice representing 33.3%. A legend to the right shows a blue dot next to 'Stron...' and a red dot next to 'Agree'.</p> |  |  |
| Choice                        | Number   | Percentage  |        |                    |            |                |   |        |       |   |        |           |   |    |          |   |    |                   |   |    |  |  |  |
| Strongly Agree                | 2  | 66.67%  |        |                    |            |                |   |        |       |   |        |           |   |    |          |   |    |                   |   |    |  |  |  |
| Agree                         | 1  | 33.33%  |        |                    |            |                |   |        |       |   |        |           |   |    |          |   |    |                   |   |    |  |  |  |
| Uncertain                     | 0  | 0%  |        |                    |            |                |   |        |       |   |        |           |   |    |          |   |    |                   |   |    |  |  |  |
| Disagree                      | 0  | 0%  |        |                    |            |                |   |        |       |   |        |           |   |    |          |   |    |                   |   |    |  |  |  |
| Strongly Disagree             | 0  | 0%  |        |                    |            |                |   |        |       |   |        |           |   |    |          |   |    |                   |   |    |  |  |  |

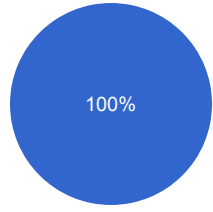
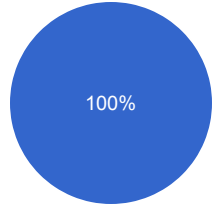


| 5                 | I think I have made progress in this Course   | <table border="1"> <thead> <tr> <th>Choice</th> <th>Number</th> <th>Percentage</th> </tr> </thead> <tbody> <tr> <td>Strongly Agree</td> <td>3</td> <td>100%</td> </tr> <tr> <td>Agree</td> <td>0</td> <td>0%</td> </tr> <tr> <td>Uncertain</td> <td>0</td> <td>0%</td> </tr> <tr> <td>Disagree</td> <td>0</td> <td>0%</td> </tr> <tr> <td>Strongly Disagree</td> <td>0</td> <td>0%</td> </tr> </tbody> </table>       | Choice | Number | Percentage | Strongly Agree | 3 | 100%   | Agree | 0 | 0%     | Uncertain | 0 | 0% | Disagree | 0 | 0% | Strongly Disagree | 0 | 0% |  <p>100%</p> <ul style="list-style-type: none"> <li>● Stron...</li> </ul>                                  |
|-------------------|---|---|--------|--------|------------|----------------|---|--------|-------|---|--------|-----------|---|----|----------|---|----|-------------------|---|----|--|
| Choice            | Number  | Percentage  |        |        |            |                |   |        |       |   |        |           |   |    |          |   |    |                   |   |    |  |
| Strongly Agree    | 3   | 100%  |        |        |            |                |   |        |       |   |        |           |   |    |          |   |    |                   |   |    |  |
| Agree             | 0   | 0%  |        |        |            |                |   |        |       |   |        |           |   |    |          |   |    |                   |   |    |  |
| Uncertain         | 0   | 0%  |        |        |            |                |   |        |       |   |        |           |   |    |          |   |    |                   |   |    |  |
| Disagree          | 0   | 0%  |        |        |            |                |   |        |       |   |        |           |   |    |          |   |    |                   |   |    |  |
| Strongly Disagree | 0   | 0%  |        |        |            |                |   |        |       |   |        |           |   |    |          |   |    |                   |   |    |  |
| 6                 | I think the Course was well structured to achieve the learning outcomes (there was a good balance of lectures, tutorials, practical etc.) | <table border="1"> <thead> <tr> <th>Choice</th> <th>Number</th> <th>Percentage</th> </tr> </thead> <tbody> <tr> <td>Strongly Agree</td> <td>3</td> <td>100%</td> </tr> <tr> <td>Agree</td> <td>0</td> <td>0%</td> </tr> <tr> <td>Uncertain</td> <td>0</td> <td>0%</td> </tr> <tr> <td>Disagree</td> <td>0</td> <td>0%</td> </tr> <tr> <td>Strongly Disagree</td> <td>0</td> <td>0%</td> </tr> </tbody> </table>       | Choice | Number | Percentage | Strongly Agree | 3 | 100%   | Agree | 0 | 0%     | Uncertain | 0 | 0% | Disagree | 0 | 0% | Strongly Disagree | 0 | 0% |  <p>100%</p> <ul style="list-style-type: none"> <li>● Stron...</li> </ul>                                 |
| Choice            | Number  | Percentage  |        |        |            |                |   |        |       |   |        |           |   |    |          |   |    |                   |   |    |  |
| Strongly Agree    | 3   | 100%  |        |        |            |                |   |        |       |   |        |           |   |    |          |   |    |                   |   |    |  |
| Agree             | 0   | 0%  |        |        |            |                |   |        |       |   |        |           |   |    |          |   |    |                   |   |    |  |
| Uncertain         | 0   | 0%  |        |        |            |                |   |        |       |   |        |           |   |    |          |   |    |                   |   |    |  |
| Disagree          | 0   | 0%  |        |        |            |                |   |        |       |   |        |           |   |    |          |   |    |                   |   |    |  |
| Strongly Disagree | 0   | 0%  |        |        |            |                |   |        |       |   |        |           |   |    |          |   |    |                   |   |    |  |
| 7                 | The learning and teaching methods encouraged participation  | <table border="1"> <thead> <tr> <th>Choice</th> <th>Number</th> <th>Percentage</th> </tr> </thead> <tbody> <tr> <td>Strongly Agree</td> <td>2</td> <td>66.67%</td> </tr> <tr> <td>Agree</td> <td>1</td> <td>33.33%</td> </tr> <tr> <td>Uncertain</td> <td>0</td> <td>0%</td> </tr> <tr> <td>Disagree</td> <td>0</td> <td>0%</td> </tr> <tr> <td>Strongly Disagree</td> <td>0</td> <td>0%</td> </tr> </tbody> </table> | Choice | Number | Percentage | Strongly Agree | 2 | 66.67% | Agree | 1 | 33.33% | Uncertain | 0 | 0% | Disagree | 0 | 0% | Strongly Disagree | 0 | 0% |  <p>66.7%</p> <p>33.3%</p> <ul style="list-style-type: none"> <li>● Stron...</li> <li>● Agree</li> </ul> |
| Choice            | Number  | Percentage  |        |        |            |                |   |        |       |   |        |           |   |    |          |   |    |                   |   |    |  |
| Strongly Agree    | 2   | 66.67%  |        |        |            |                |   |        |       |   |        |           |   |    |          |   |    |                   |   |    |  |
| Agree             | 1   | 33.33%  |        |        |            |                |   |        |       |   |        |           |   |    |          |   |    |                   |   |    |  |
| Uncertain         | 0   | 0%  |        |        |            |                |   |        |       |   |        |           |   |    |          |   |    |                   |   |    |  |
| Disagree          | 0   | 0%  |        |        |            |                |   |        |       |   |        |           |   |    |          |   |    |                   |   |    |  |
| Strongly Disagree | 0   | 0%  |        |        |            |                |   |        |       |   |        |           |   |    |          |   |    |                   |   |    |  |
| 8                 | The overall environment in the class was conducive to learning  | <table border="1"> <thead> <tr> <th>Choice</th> <th>Number</th> <th>Percentage</th> </tr> </thead> <tbody> <tr> <td>Strongly Agree</td> <td>3</td> <td>100%</td> </tr> <tr> <td>Agree</td> <td>0</td> <td>0%</td> </tr> <tr> <td>Uncertain</td> <td>0</td> <td>0%</td> </tr> <tr> <td>Disagree</td> <td>0</td> <td>0%</td> </tr> <tr> <td>Strongly Disagree</td> <td>0</td> <td>0%</td> </tr> </tbody> </table>       | Choice | Number | Percentage | Strongly Agree | 3 | 100%   | Agree | 0 | 0%     | Uncertain | 0 | 0% | Disagree | 0 | 0% | Strongly Disagree | 0 | 0% |  <p>100%</p> <ul style="list-style-type: none"> <li>● Stron...</li> </ul>                               |
| Choice            | Number  | Percentage  |        |        |            |                |   |        |       |   |        |           |   |    |          |   |    |                   |   |    |  |
| Strongly Agree    | 3   | 100%  |        |        |            |                |   |        |       |   |        |           |   |    |          |   |    |                   |   |    |  |
| Agree             | 0   | 0%  |        |        |            |                |   |        |       |   |        |           |   |    |          |   |    |                   |   |    |  |
| Uncertain         | 0   | 0%  |        |        |            |                |   |        |       |   |        |           |   |    |          |   |    |                   |   |    |  |
| Disagree          | 0   | 0%  |        |        |            |                |   |        |       |   |        |           |   |    |          |   |    |                   |   |    |  |
| Strongly Disagree | 0   | 0%  |        |        |            |                |   |        |       |   |        |           |   |    |          |   |    |                   |   |    |  |
| 9                 | Classrooms were satisfactory  | <table border="1"> <thead> <tr> <th>Choice</th> <th>Number</th> <th>Percentage</th> </tr> </thead> <tbody> <tr> <td>Strongly Agree</td> <td>3</td> <td>100%</td> </tr> <tr> <td>Agree</td> <td>0</td> <td>0%</td> </tr> <tr> <td>Uncertain</td> <td>0</td> <td>0%</td> </tr> <tr> <td>Disagree</td> <td>0</td> <td>0%</td> </tr> <tr> <td>Strongly Disagree</td> <td>0</td> <td>0%</td> </tr> </tbody> </table>       | Choice | Number | Percentage | Strongly Agree | 3 | 100%   | Agree | 0 | 0%     | Uncertain | 0 | 0% | Disagree | 0 | 0% | Strongly Disagree | 0 | 0% |  <p>100%</p> <ul style="list-style-type: none"> <li>● Stron...</li> </ul>                               |
| Choice            | Number  | Percentage  |        |        |            |                |   |        |       |   |        |           |   |    |          |   |    |                   |   |    |  |
| Strongly Agree    | 3   | 100%  |        |        |            |                |   |        |       |   |        |           |   |    |          |   |    |                   |   |    |  |
| Agree             | 0   | 0%  |        |        |            |                |   |        |       |   |        |           |   |    |          |   |    |                   |   |    |  |
| Uncertain         | 0   | 0%  |        |        |            |                |   |        |       |   |        |           |   |    |          |   |    |                   |   |    |  |
| Disagree          | 0   | 0%  |        |        |            |                |   |        |       |   |        |           |   |    |          |   |    |                   |   |    |  |
| Strongly Disagree | 0   | 0%  |        |        |            |                |   |        |       |   |        |           |   |    |          |   |    |                   |   |    |  |



| 10                | Learning materials (Lesson Plans, Course Notes etc.) were relevant and useful              | <table border="1"> <thead> <tr> <th>Choice</th> <th>Number</th> <th>Percentage</th> </tr> </thead> <tbody> <tr> <td>Strongly Agree</td> <td>3</td> <td>100%</td> </tr> <tr> <td>Agree</td> <td>0</td> <td>0%</td> </tr> <tr> <td>Uncertain</td> <td>0</td> <td>0%</td> </tr> <tr> <td>Disagree</td> <td>0</td> <td>0%</td> </tr> <tr> <td>Strongly Disagree</td> <td>0</td> <td>0%</td> </tr> </tbody> </table>       | Choice | Number | Percentage | Strongly Agree | 3 | 100%   | Agree | 0 | 0%     | Uncertain | 0 | 0% | Disagree | 0 | 0% | Strongly Disagree | 0 | 0% |  <p>100%</p> <ul style="list-style-type: none"> <li>● Stron...</li> </ul>                                   |
|-------------------|--|---|--------|--------|------------|----------------|---|--------|-------|---|--------|-----------|---|----|----------|---|----|-------------------|---|----|---|
| Choice            | Number   | Percentage  |        |        |            |                |   |        |       |   |        |           |   |    |          |   |    |                   |   |    |   |
| Strongly Agree    | 3  | 100%  |        |        |            |                |   |        |       |   |        |           |   |    |          |   |    |                   |   |    |   |
| Agree             | 0  | 0%  |        |        |            |                |   |        |       |   |        |           |   |    |          |   |    |                   |   |    |   |
| Uncertain         | 0  | 0%  |        |        |            |                |   |        |       |   |        |           |   |    |          |   |    |                   |   |    |   |
| Disagree          | 0  | 0%  |        |        |            |                |   |        |       |   |        |           |   |    |          |   |    |                   |   |    |   |
| Strongly Disagree | 0  | 0%  |        |        |            |                |   |        |       |   |        |           |   |    |          |   |    |                   |   |    |   |
| 11                | Recommended reading Books etc. were relevant and appropriate                               | <table border="1"> <thead> <tr> <th>Choice</th> <th>Number</th> <th>Percentage</th> </tr> </thead> <tbody> <tr> <td>Strongly Agree</td> <td>3</td> <td>100%</td> </tr> <tr> <td>Agree</td> <td>0</td> <td>0%</td> </tr> <tr> <td>Uncertain</td> <td>0</td> <td>0%</td> </tr> <tr> <td>Disagree</td> <td>0</td> <td>0%</td> </tr> <tr> <td>Strongly Disagree</td> <td>0</td> <td>0%</td> </tr> </tbody> </table>       | Choice | Number | Percentage | Strongly Agree | 3 | 100%   | Agree | 0 | 0%     | Uncertain | 0 | 0% | Disagree | 0 | 0% | Strongly Disagree | 0 | 0% |  <p>100%</p> <ul style="list-style-type: none"> <li>● Stron...</li> </ul>                                  |
| Choice            | Number   | Percentage  |        |        |            |                |   |        |       |   |        |           |   |    |          |   |    |                   |   |    |   |
| Strongly Agree    | 3  | 100%  |        |        |            |                |   |        |       |   |        |           |   |    |          |   |    |                   |   |    |   |
| Agree             | 0  | 0%  |        |        |            |                |   |        |       |   |        |           |   |    |          |   |    |                   |   |    |   |
| Uncertain         | 0  | 0%  |        |        |            |                |   |        |       |   |        |           |   |    |          |   |    |                   |   |    |   |
| Disagree          | 0  | 0%  |        |        |            |                |   |        |       |   |        |           |   |    |          |   |    |                   |   |    |   |
| Strongly Disagree | 0  | 0%  |        |        |            |                |   |        |       |   |        |           |   |    |          |   |    |                   |   |    |   |
| 12                | The provision of learning resources in the library was adequate and appropriate            | <table border="1"> <thead> <tr> <th>Choice</th> <th>Number</th> <th>Percentage</th> </tr> </thead> <tbody> <tr> <td>Strongly Agree</td> <td>3</td> <td>100%</td> </tr> <tr> <td>Agree</td> <td>0</td> <td>0%</td> </tr> <tr> <td>Uncertain</td> <td>0</td> <td>0%</td> </tr> <tr> <td>Disagree</td> <td>0</td> <td>0%</td> </tr> <tr> <td>Strongly Disagree</td> <td>0</td> <td>0%</td> </tr> </tbody> </table>       | Choice | Number | Percentage | Strongly Agree | 3 | 100%   | Agree | 0 | 0%     | Uncertain | 0 | 0% | Disagree | 0 | 0% | Strongly Disagree | 0 | 0% |  <p>100%</p> <ul style="list-style-type: none"> <li>● Stron...</li> </ul>                                 |
| Choice            | Number   | Percentage  |        |        |            |                |   |        |       |   |        |           |   |    |          |   |    |                   |   |    |   |
| Strongly Agree    | 3  | 100%  |        |        |            |                |   |        |       |   |        |           |   |    |          |   |    |                   |   |    |   |
| Agree             | 0  | 0%  |        |        |            |                |   |        |       |   |        |           |   |    |          |   |    |                   |   |    |   |
| Uncertain         | 0  | 0%  |        |        |            |                |   |        |       |   |        |           |   |    |          |   |    |                   |   |    |   |
| Disagree          | 0  | 0%  |        |        |            |                |   |        |       |   |        |           |   |    |          |   |    |                   |   |    |   |
| Strongly Disagree | 0  | 0%  |        |        |            |                |   |        |       |   |        |           |   |    |          |   |    |                   |   |    |   |
| 13                | The provision of learning resources on the Web was adequate and appropriate ( if relevant) | <table border="1"> <thead> <tr> <th>Choice</th> <th>Number</th> <th>Percentage</th> </tr> </thead> <tbody> <tr> <td>Strongly Agree</td> <td>2</td> <td>66.67%</td> </tr> <tr> <td>Agree</td> <td>1</td> <td>33.33%</td> </tr> <tr> <td>Uncertain</td> <td>0</td> <td>0%</td> </tr> <tr> <td>Disagree</td> <td>0</td> <td>0%</td> </tr> <tr> <td>Strongly Disagree</td> <td>0</td> <td>0%</td> </tr> </tbody> </table> | Choice | Number | Percentage | Strongly Agree | 2 | 66.67% | Agree | 1 | 33.33% | Uncertain | 0 | 0% | Disagree | 0 | 0% | Strongly Disagree | 0 | 0% |  <p>66.7%</p> <p>33.3%</p> <ul style="list-style-type: none"> <li>● Stron...</li> <li>● Agree</li> </ul> |
| Choice            | Number   | Percentage  |        |        |            |                |   |        |       |   |        |           |   |    |          |   |    |                   |   |    |   |
| Strongly Agree    | 2  | 66.67%  |        |        |            |                |   |        |       |   |        |           |   |    |          |   |    |                   |   |    |   |
| Agree             | 1  | 33.33%  |        |        |            |                |   |        |       |   |        |           |   |    |          |   |    |                   |   |    |   |
| Uncertain         | 0  | 0%  |        |        |            |                |   |        |       |   |        |           |   |    |          |   |    |                   |   |    |   |
| Disagree          | 0  | 0%  |        |        |            |                |   |        |       |   |        |           |   |    |          |   |    |                   |   |    |   |
| Strongly Disagree | 0  | 0%  |        |        |            |                |   |        |       |   |        |           |   |    |          |   |    |                   |   |    |   |
| 14                | The Course stimulated my interest and thought on the subject area                          | <table border="1"> <thead> <tr> <th>Choice</th> <th>Number</th> <th>Percentage</th> </tr> </thead> <tbody> <tr> <td>Strongly Agree</td> <td>3</td> <td>100%</td> </tr> <tr> <td>Agree</td> <td>0</td> <td>0%</td> </tr> <tr> <td>Uncertain</td> <td>0</td> <td>0%</td> </tr> <tr> <td>Disagree</td> <td>0</td> <td>0%</td> </tr> <tr> <td>Strongly Disagree</td> <td>0</td> <td>0%</td> </tr> </tbody> </table>       | Choice | Number | Percentage | Strongly Agree | 3 | 100%   | Agree | 0 | 0%     | Uncertain | 0 | 0% | Disagree | 0 | 0% | Strongly Disagree | 0 | 0% |  <p>100%</p> <ul style="list-style-type: none"> <li>● Stron...</li> </ul>                                |
| Choice            | Number   | Percentage  |        |        |            |                |   |        |       |   |        |           |   |    |          |   |    |                   |   |    |   |
| Strongly Agree    | 3  | 100%  |        |        |            |                |   |        |       |   |        |           |   |    |          |   |    |                   |   |    |   |
| Agree             | 0  | 0%  |        |        |            |                |   |        |       |   |        |           |   |    |          |   |    |                   |   |    |   |
| Uncertain         | 0  | 0%  |        |        |            |                |   |        |       |   |        |           |   |    |          |   |    |                   |   |    |   |
| Disagree          | 0  | 0%  |        |        |            |                |   |        |       |   |        |           |   |    |          |   |    |                   |   |    |   |
| Strongly Disagree | 0  | 0%  |        |        |            |                |   |        |       |   |        |           |   |    |          |   |    |                   |   |    |   |

| 15                | The pace of the Course was appropriate    | <table border="1"> <thead> <tr> <th>Choice</th> <th>Number</th> <th>Percentage</th> </tr> </thead> <tbody> <tr> <td>Strongly Agree</td> <td>3</td> <td>100%</td> </tr> <tr> <td>Agree</td> <td>0</td> <td>0%</td> </tr> <tr> <td>Uncertain</td> <td>0</td> <td>0%</td> </tr> <tr> <td>Disagree</td> <td>0</td> <td>0%</td> </tr> <tr> <td>Strongly Disagree</td> <td>0</td> <td>0%</td> </tr> </tbody> </table> | Choice | Number | Percentage | Strongly Agree | 3 | 100% | Agree | 0 | 0% | Uncertain | 0 | 0% | Disagree | 0 | 0% | Strongly Disagree | 0 | 0% |  <p>100%</p> <p>● Stron...</p>    |
|-------------------|---|---|--------|--------|------------|----------------|---|------|-------|---|----|-----------|---|----|----------|---|----|-------------------|---|----|---|
| Choice            | Number                                    | Percentage  |        |        |            |                |   |      |       |   |    |           |   |    |          |   |    |                   |   |    |   |
| Strongly Agree    | 3   | 100%  |        |        |            |                |   |      |       |   |    |           |   |    |          |   |    |                   |   |    |   |
| Agree             | 0   | 0%  |        |        |            |                |   |      |       |   |    |           |   |    |          |   |    |                   |   |    |   |
| Uncertain         | 0   | 0%  |        |        |            |                |   |      |       |   |    |           |   |    |          |   |    |                   |   |    |   |
| Disagree          | 0   | 0%  |        |        |            |                |   |      |       |   |    |           |   |    |          |   |    |                   |   |    |   |
| Strongly Disagree | 0   | 0%  |        |        |            |                |   |      |       |   |    |           |   |    |          |   |    |                   |   |    |   |
| 16                | Ideas and concepts were presented clearly | <table border="1"> <thead> <tr> <th>Choice</th> <th>Number</th> <th>Percentage</th> </tr> </thead> <tbody> <tr> <td>Strongly Agree</td> <td>3</td> <td>100%</td> </tr> <tr> <td>Agree</td> <td>0</td> <td>0%</td> </tr> <tr> <td>Uncertain</td> <td>0</td> <td>0%</td> </tr> <tr> <td>Disagree</td> <td>0</td> <td>0%</td> </tr> <tr> <td>Strongly Disagree</td> <td>0</td> <td>0%</td> </tr> </tbody> </table> | Choice | Number | Percentage | Strongly Agree | 3 | 100% | Agree | 0 | 0% | Uncertain | 0 | 0% | Disagree | 0 | 0% | Strongly Disagree | 0 | 0% |  <p>100%</p> <p>● Stron...</p>   |
| Choice            | Number                                    | Percentage  |        |        |            |                |   |      |       |   |    |           |   |    |          |   |    |                   |   |    |   |
| Strongly Agree    | 3   | 100%  |        |        |            |                |   |      |       |   |    |           |   |    |          |   |    |                   |   |    |   |
| Agree             | 0   | 0%  |        |        |            |                |   |      |       |   |    |           |   |    |          |   |    |                   |   |    |   |
| Uncertain         | 0   | 0%  |        |        |            |                |   |      |       |   |    |           |   |    |          |   |    |                   |   |    |   |
| Disagree          | 0   | 0%  |        |        |            |                |   |      |       |   |    |           |   |    |          |   |    |                   |   |    |   |
| Strongly Disagree | 0   | 0%  |        |        |            |                |   |      |       |   |    |           |   |    |          |   |    |                   |   |    |   |
| 17                | The method of assessment were reasonable  | <table border="1"> <thead> <tr> <th>Choice</th> <th>Number</th> <th>Percentage</th> </tr> </thead> <tbody> <tr> <td>Strongly Agree</td> <td>3</td> <td>100%</td> </tr> <tr> <td>Agree</td> <td>0</td> <td>0%</td> </tr> <tr> <td>Uncertain</td> <td>0</td> <td>0%</td> </tr> <tr> <td>Disagree</td> <td>0</td> <td>0%</td> </tr> <tr> <td>Strongly Disagree</td> <td>0</td> <td>0%</td> </tr> </tbody> </table> | Choice | Number | Percentage | Strongly Agree | 3 | 100% | Agree | 0 | 0% | Uncertain | 0 | 0% | Disagree | 0 | 0% | Strongly Disagree | 0 | 0% |  <p>100%</p> <p>● Stron...</p>  |
| Choice            | Number                                    | Percentage  |        |        |            |                |   |      |       |   |    |           |   |    |          |   |    |                   |   |    |   |
| Strongly Agree    | 3   | 100%  |        |        |            |                |   |      |       |   |    |           |   |    |          |   |    |                   |   |    |   |
| Agree             | 0   | 0%  |        |        |            |                |   |      |       |   |    |           |   |    |          |   |    |                   |   |    |   |
| Uncertain         | 0   | 0%  |        |        |            |                |   |      |       |   |    |           |   |    |          |   |    |                   |   |    |   |
| Disagree          | 0   | 0%  |        |        |            |                |   |      |       |   |    |           |   |    |          |   |    |                   |   |    |   |
| Strongly Disagree | 0   | 0%  |        |        |            |                |   |      |       |   |    |           |   |    |          |   |    |                   |   |    |   |
| 18                | Feedback on assessment was timely         | <table border="1"> <thead> <tr> <th>Choice</th> <th>Number</th> <th>Percentage</th> </tr> </thead> <tbody> <tr> <td>Strongly Agree</td> <td>3</td> <td>100%</td> </tr> <tr> <td>Agree</td> <td>0</td> <td>0%</td> </tr> <tr> <td>Uncertain</td> <td>0</td> <td>0%</td> </tr> <tr> <td>Disagree</td> <td>0</td> <td>0%</td> </tr> <tr> <td>Strongly Disagree</td> <td>0</td> <td>0%</td> </tr> </tbody> </table> | Choice | Number | Percentage | Strongly Agree | 3 | 100% | Agree | 0 | 0% | Uncertain | 0 | 0% | Disagree | 0 | 0% | Strongly Disagree | 0 | 0% |  <p>100%</p> <p>● Stron...</p> |
| Choice            | Number                                    | Percentage  |        |        |            |                |   |      |       |   |    |           |   |    |          |   |    |                   |   |    |   |
| Strongly Agree    | 3   | 100%  |        |        |            |                |   |      |       |   |    |           |   |    |          |   |    |                   |   |    |   |
| Agree             | 0   | 0%  |        |        |            |                |   |      |       |   |    |           |   |    |          |   |    |                   |   |    |   |
| Uncertain         | 0   | 0%  |        |        |            |                |   |      |       |   |    |           |   |    |          |   |    |                   |   |    |   |
| Disagree          | 0   | 0%  |        |        |            |                |   |      |       |   |    |           |   |    |          |   |    |                   |   |    |   |
| Strongly Disagree | 0   | 0%  |        |        |            |                |   |      |       |   |    |           |   |    |          |   |    |                   |   |    |   |
| 19                | Feedback on assessment was helpful        | <table border="1"> <thead> <tr> <th>Choice</th> <th>Number</th> <th>Percentage</th> </tr> </thead> <tbody> <tr> <td>Strongly Agree</td> <td>3</td> <td>100%</td> </tr> <tr> <td>Agree</td> <td>0</td> <td>0%</td> </tr> <tr> <td>Uncertain</td> <td>0</td> <td>0%</td> </tr> <tr> <td>Disagree</td> <td>0</td> <td>0%</td> </tr> <tr> <td>Strongly Disagree</td> <td>0</td> <td>0%</td> </tr> </tbody> </table> | Choice | Number | Percentage | Strongly Agree | 3 | 100% | Agree | 0 | 0% | Uncertain | 0 | 0% | Disagree | 0 | 0% | Strongly Disagree | 0 | 0% |  <p>100%</p> <p>● Stron...</p> |
| Choice            | Number                                    | Percentage  |        |        |            |                |   |      |       |   |    |           |   |    |          |   |    |                   |   |    |   |
| Strongly Agree    | 3   | 100%  |        |        |            |                |   |      |       |   |    |           |   |    |          |   |    |                   |   |    |   |
| Agree             | 0   | 0%  |        |        |            |                |   |      |       |   |    |           |   |    |          |   |    |                   |   |    |   |
| Uncertain         | 0   | 0%  |        |        |            |                |   |      |       |   |    |           |   |    |          |   |    |                   |   |    |   |
| Disagree          | 0   | 0%  |        |        |            |                |   |      |       |   |    |           |   |    |          |   |    |                   |   |    |   |
| Strongly Disagree | 0   | 0%  |        |        |            |                |   |      |       |   |    |           |   |    |          |   |    |                   |   |    |   |






| 20                | I understood the lectures                                   | <table border="1"> <thead> <tr> <th>Choice</th> <th>Number</th> <th>Percentage</th> </tr> </thead> <tbody> <tr> <td>Strongly Agree</td> <td>3</td> <td>100%</td> </tr> <tr> <td>Agree</td> <td>0</td> <td>0%</td> </tr> <tr> <td>Uncertain</td> <td>0</td> <td>0%</td> </tr> <tr> <td>Disagree</td> <td>0</td> <td>0%</td> </tr> <tr> <td>Strongly Disagree</td> <td>0</td> <td>0%</td> </tr> </tbody> </table> | Choice | Number | Percentage | Strongly Agree | 3 | 100% | Agree | 0 | 0% | Uncertain | 0 | 0% | Disagree | 0 | 0% | Strongly Disagree | 0 | 0% |  <p>100%</p> <p>● Stron...</p>    |
|-------------------|---|---|--------|--------|------------|----------------|---|------|-------|---|----|-----------|---|----|----------|---|----|-------------------|---|----|---|
| Choice            | Number  | Percentage  |        |        |            |                |   |      |       |   |    |           |   |    |          |   |    |                   |   |    |   |
| Strongly Agree    | 3   | 100%  |        |        |            |                |   |      |       |   |    |           |   |    |          |   |    |                   |   |    |   |
| Agree             | 0   | 0%  |        |        |            |                |   |      |       |   |    |           |   |    |          |   |    |                   |   |    |   |
| Uncertain         | 0   | 0%  |        |        |            |                |   |      |       |   |    |           |   |    |          |   |    |                   |   |    |   |
| Disagree          | 0   | 0%  |        |        |            |                |   |      |       |   |    |           |   |    |          |   |    |                   |   |    |   |
| Strongly Disagree | 0   | 0%  |        |        |            |                |   |      |       |   |    |           |   |    |          |   |    |                   |   |    |   |
| 21                | The material was well organized and presented               | <table border="1"> <thead> <tr> <th>Choice</th> <th>Number</th> <th>Percentage</th> </tr> </thead> <tbody> <tr> <td>Strongly Agree</td> <td>3</td> <td>100%</td> </tr> <tr> <td>Agree</td> <td>0</td> <td>0%</td> </tr> <tr> <td>Uncertain</td> <td>0</td> <td>0%</td> </tr> <tr> <td>Disagree</td> <td>0</td> <td>0%</td> </tr> <tr> <td>Strongly Disagree</td> <td>0</td> <td>0%</td> </tr> </tbody> </table> | Choice | Number | Percentage | Strongly Agree | 3 | 100% | Agree | 0 | 0% | Uncertain | 0 | 0% | Disagree | 0 | 0% | Strongly Disagree | 0 | 0% |  <p>100%</p> <p>● Stron...</p>   |
| Choice            | Number  | Percentage  |        |        |            |                |   |      |       |   |    |           |   |    |          |   |    |                   |   |    |   |
| Strongly Agree    | 3   | 100%  |        |        |            |                |   |      |       |   |    |           |   |    |          |   |    |                   |   |    |   |
| Agree             | 0   | 0%  |        |        |            |                |   |      |       |   |    |           |   |    |          |   |    |                   |   |    |   |
| Uncertain         | 0   | 0%  |        |        |            |                |   |      |       |   |    |           |   |    |          |   |    |                   |   |    |   |
| Disagree          | 0   | 0%  |        |        |            |                |   |      |       |   |    |           |   |    |          |   |    |                   |   |    |   |
| Strongly Disagree | 0   | 0%  |        |        |            |                |   |      |       |   |    |           |   |    |          |   |    |                   |   |    |   |
| 22                | The instructor was responsive to student needs and problems | <table border="1"> <thead> <tr> <th>Choice</th> <th>Number</th> <th>Percentage</th> </tr> </thead> <tbody> <tr> <td>Strongly Agree</td> <td>3</td> <td>100%</td> </tr> <tr> <td>Agree</td> <td>0</td> <td>0%</td> </tr> <tr> <td>Uncertain</td> <td>0</td> <td>0%</td> </tr> <tr> <td>Disagree</td> <td>0</td> <td>0%</td> </tr> <tr> <td>Strongly Disagree</td> <td>0</td> <td>0%</td> </tr> </tbody> </table> | Choice | Number | Percentage | Strongly Agree | 3 | 100% | Agree | 0 | 0% | Uncertain | 0 | 0% | Disagree | 0 | 0% | Strongly Disagree | 0 | 0% |  <p>100%</p> <p>● Stron...</p>  |
| Choice            | Number  | Percentage  |        |        |            |                |   |      |       |   |    |           |   |    |          |   |    |                   |   |    |   |
| Strongly Agree    | 3   | 100%  |        |        |            |                |   |      |       |   |    |           |   |    |          |   |    |                   |   |    |   |
| Agree             | 0   | 0%  |        |        |            |                |   |      |       |   |    |           |   |    |          |   |    |                   |   |    |   |
| Uncertain         | 0   | 0%  |        |        |            |                |   |      |       |   |    |           |   |    |          |   |    |                   |   |    |   |
| Disagree          | 0   | 0%  |        |        |            |                |   |      |       |   |    |           |   |    |          |   |    |                   |   |    |   |
| Strongly Disagree | 0   | 0%  |        |        |            |                |   |      |       |   |    |           |   |    |          |   |    |                   |   |    |   |
| 23                | Had the instructor been regular throughout the course       | <table border="1"> <thead> <tr> <th>Choice</th> <th>Number</th> <th>Percentage</th> </tr> </thead> <tbody> <tr> <td>Strongly Agree</td> <td>3</td> <td>100%</td> </tr> <tr> <td>Agree</td> <td>0</td> <td>0%</td> </tr> <tr> <td>Uncertain</td> <td>0</td> <td>0%</td> </tr> <tr> <td>Disagree</td> <td>0</td> <td>0%</td> </tr> <tr> <td>Strongly Disagree</td> <td>0</td> <td>0%</td> </tr> </tbody> </table> | Choice | Number | Percentage | Strongly Agree | 3 | 100% | Agree | 0 | 0% | Uncertain | 0 | 0% | Disagree | 0 | 0% | Strongly Disagree | 0 | 0% |  <p>100%</p> <p>● Stron...</p> |
| Choice            | Number  | Percentage  |        |        |            |                |   |      |       |   |    |           |   |    |          |   |    |                   |   |    |   |
| Strongly Agree    | 3   | 100%  |        |        |            |                |   |      |       |   |    |           |   |    |          |   |    |                   |   |    |   |
| Agree             | 0   | 0%  |        |        |            |                |   |      |       |   |    |           |   |    |          |   |    |                   |   |    |   |
| Uncertain         | 0   | 0%  |        |        |            |                |   |      |       |   |    |           |   |    |          |   |    |                   |   |    |   |
| Disagree          | 0   | 0%  |        |        |            |                |   |      |       |   |    |           |   |    |          |   |    |                   |   |    |   |
| Strongly Disagree | 0   | 0%  |        |        |            |                |   |      |       |   |    |           |   |    |          |   |    |                   |   |    |   |
| 24                | The material in the tutorials was useful                    | <table border="1"> <thead> <tr> <th>Choice</th> <th>Number</th> <th>Percentage</th> </tr> </thead> <tbody> <tr> <td>Strongly Agree</td> <td>3</td> <td>100%</td> </tr> <tr> <td>Agree</td> <td>0</td> <td>0%</td> </tr> <tr> <td>Uncertain</td> <td>0</td> <td>0%</td> </tr> <tr> <td>Disagree</td> <td>0</td> <td>0%</td> </tr> <tr> <td>Strongly Disagree</td> <td>0</td> <td>0%</td> </tr> </tbody> </table> | Choice | Number | Percentage | Strongly Agree | 3 | 100% | Agree | 0 | 0% | Uncertain | 0 | 0% | Disagree | 0 | 0% | Strongly Disagree | 0 | 0% |  <p>100%</p> <p>● Stron...</p> |
| Choice            | Number  | Percentage  |        |        |            |                |   |      |       |   |    |           |   |    |          |   |    |                   |   |    |   |
| Strongly Agree    | 3   | 100%  |        |        |            |                |   |      |       |   |    |           |   |    |          |   |    |                   |   |    |   |
| Agree             | 0   | 0%  |        |        |            |                |   |      |       |   |    |           |   |    |          |   |    |                   |   |    |   |
| Uncertain         | 0   | 0%  |        |        |            |                |   |      |       |   |    |           |   |    |          |   |    |                   |   |    |   |
| Disagree          | 0   | 0%  |        |        |            |                |   |      |       |   |    |           |   |    |          |   |    |                   |   |    |   |
| Strongly Disagree | 0   | 0%  |        |        |            |                |   |      |       |   |    |           |   |    |          |   |    |                   |   |    |   |






| 25                | I was happy with the amount of work needed for tutorials   | <table border="1"> <thead> <tr> <th>Choice</th> <th>Number</th> <th>Percentage</th> </tr> </thead> <tbody> <tr> <td>Strongly Agree</td> <td>3</td> <td>100%</td> </tr> <tr> <td>Agree</td> <td>0</td> <td>0%</td> </tr> <tr> <td>Uncertain</td> <td>0</td> <td>0%</td> </tr> <tr> <td>Disagree</td> <td>0</td> <td>0%</td> </tr> <tr> <td>Strongly Disagree</td> <td>0</td> <td>0%</td> </tr> </tbody> </table> | Choice | Number | Percentage | Strongly Agree | 3 | 100% | Agree | 0 | 0% | Uncertain | 0 | 0% | Disagree | 0 | 0% | Strongly Disagree | 0 | 0% |  <p>100%</p> <p>● Stron...</p>    |
|-------------------|--|---|--------|--------|------------|----------------|---|------|-------|---|----|-----------|---|----|----------|---|----|-------------------|---|----|---|
| Choice            | Number   | Percentage  |        |        |            |                |   |      |       |   |    |           |   |    |          |   |    |                   |   |    |   |
| Strongly Agree    | 3  | 100%  |        |        |            |                |   |      |       |   |    |           |   |    |          |   |    |                   |   |    |   |
| Agree             | 0  | 0%  |        |        |            |                |   |      |       |   |    |           |   |    |          |   |    |                   |   |    |   |
| Uncertain         | 0  | 0%  |        |        |            |                |   |      |       |   |    |           |   |    |          |   |    |                   |   |    |   |
| Disagree          | 0  | 0%  |        |        |            |                |   |      |       |   |    |           |   |    |          |   |    |                   |   |    |   |
| Strongly Disagree | 0  | 0%  |        |        |            |                |   |      |       |   |    |           |   |    |          |   |    |                   |   |    |   |
| 26                | The tutor dealt effectively with my problems   | <table border="1"> <thead> <tr> <th>Choice</th> <th>Number</th> <th>Percentage</th> </tr> </thead> <tbody> <tr> <td>Strongly Agree</td> <td>3</td> <td>100%</td> </tr> <tr> <td>Agree</td> <td>0</td> <td>0%</td> </tr> <tr> <td>Uncertain</td> <td>0</td> <td>0%</td> </tr> <tr> <td>Disagree</td> <td>0</td> <td>0%</td> </tr> <tr> <td>Strongly Disagree</td> <td>0</td> <td>0%</td> </tr> </tbody> </table> | Choice | Number | Percentage | Strongly Agree | 3 | 100% | Agree | 0 | 0% | Uncertain | 0 | 0% | Disagree | 0 | 0% | Strongly Disagree | 0 | 0% |  <p>100%</p> <p>● Stron...</p>   |
| Choice            | Number   | Percentage  |        |        |            |                |   |      |       |   |    |           |   |    |          |   |    |                   |   |    |   |
| Strongly Agree    | 3  | 100%  |        |        |            |                |   |      |       |   |    |           |   |    |          |   |    |                   |   |    |   |
| Agree             | 0  | 0%  |        |        |            |                |   |      |       |   |    |           |   |    |          |   |    |                   |   |    |   |
| Uncertain         | 0  | 0%  |        |        |            |                |   |      |       |   |    |           |   |    |          |   |    |                   |   |    |   |
| Disagree          | 0  | 0%  |        |        |            |                |   |      |       |   |    |           |   |    |          |   |    |                   |   |    |   |
| Strongly Disagree | 0  | 0%  |        |        |            |                |   |      |       |   |    |           |   |    |          |   |    |                   |   |    |   |
| 27                | The material in the practicals was useful  | <table border="1"> <thead> <tr> <th>Choice</th> <th>Number</th> <th>Percentage</th> </tr> </thead> <tbody> <tr> <td>Strongly Agree</td> <td>3</td> <td>100%</td> </tr> <tr> <td>Agree</td> <td>0</td> <td>0%</td> </tr> <tr> <td>Uncertain</td> <td>0</td> <td>0%</td> </tr> <tr> <td>Disagree</td> <td>0</td> <td>0%</td> </tr> <tr> <td>Strongly Disagree</td> <td>0</td> <td>0%</td> </tr> </tbody> </table> | Choice | Number | Percentage | Strongly Agree | 3 | 100% | Agree | 0 | 0% | Uncertain | 0 | 0% | Disagree | 0 | 0% | Strongly Disagree | 0 | 0% |  <p>100%</p> <p>● Stron...</p>  |
| Choice            | Number   | Percentage  |        |        |            |                |   |      |       |   |    |           |   |    |          |   |    |                   |   |    |   |
| Strongly Agree    | 3  | 100%  |        |        |            |                |   |      |       |   |    |           |   |    |          |   |    |                   |   |    |   |
| Agree             | 0  | 0%  |        |        |            |                |   |      |       |   |    |           |   |    |          |   |    |                   |   |    |   |
| Uncertain         | 0  | 0%  |        |        |            |                |   |      |       |   |    |           |   |    |          |   |    |                   |   |    |   |
| Disagree          | 0  | 0%  |        |        |            |                |   |      |       |   |    |           |   |    |          |   |    |                   |   |    |   |
| Strongly Disagree | 0  | 0%  |        |        |            |                |   |      |       |   |    |           |   |    |          |   |    |                   |   |    |   |
| 28                | The demonstrators dealt effectively with my problems   | <table border="1"> <thead> <tr> <th>Choice</th> <th>Number</th> <th>Percentage</th> </tr> </thead> <tbody> <tr> <td>Strongly Agree</td> <td>3</td> <td>100%</td> </tr> <tr> <td>Agree</td> <td>0</td> <td>0%</td> </tr> <tr> <td>Uncertain</td> <td>0</td> <td>0%</td> </tr> <tr> <td>Disagree</td> <td>0</td> <td>0%</td> </tr> <tr> <td>Strongly Disagree</td> <td>0</td> <td>0%</td> </tr> </tbody> </table> | Choice | Number | Percentage | Strongly Agree | 3 | 100% | Agree | 0 | 0% | Uncertain | 0 | 0% | Disagree | 0 | 0% | Strongly Disagree | 0 | 0% |  <p>100%</p> <p>● Stron...</p> |
| Choice            | Number   | Percentage  |        |        |            |                |   |      |       |   |    |           |   |    |          |   |    |                   |   |    |   |
| Strongly Agree    | 3  | 100%  |        |        |            |                |   |      |       |   |    |           |   |    |          |   |    |                   |   |    |   |
| Agree             | 0  | 0%  |        |        |            |                |   |      |       |   |    |           |   |    |          |   |    |                   |   |    |   |
| Uncertain         | 0  | 0%  |        |        |            |                |   |      |       |   |    |           |   |    |          |   |    |                   |   |    |   |
| Disagree          | 0  | 0%  |        |        |            |                |   |      |       |   |    |           |   |    |          |   |    |                   |   |    |   |
| Strongly Disagree | 0  | 0%  |        |        |            |                |   |      |       |   |    |           |   |    |          |   |    |                   |   |    |   |
| 29                | The best features of the Course were   | Agr   |        |        |            |                |   |      |       |   |    |           |   |    |          |   |    |                   |   |    |   |
| 30                | The Course could have been improved by   | Agree   |        |        |            |                |   |      |       |   |    |           |   |    |          |   |    |                   |   |    |   |
| 31                | The University does not tolerate discrimination on any irrelevant distinction (e.g. race, age, gender) and is committed to work with diversity in a wholly positive way. Please indicate below anything in relation to this Course which may run counter to this objective |   |        |        |            |                |   |      |       |   |    |           |   |    |          |   |    |                   |   |    |   |








# Course Evaluation - Program: 0250






| Teacher Name: SAID WALI      |  | Course ID: ACC-301<br>Course Title: Cost Accounting   |        | Session: 2017 Fall |            |                |   |      |       |   |    |           |   |    |          |   |    |                   |   |    |   |  |  |
|------------------------------|--|---|--------|--------------------|------------|----------------|---|------|-------|---|----|-----------|---|----|----------|---|----|-------------------|---|----|---|--|--|
| Shift: Morning -- Section: A |  | Total Strength: 14  |        | Attempted: 3       |            |                |   |      |       |   |    |           |   |    |          |   |    |                   |   |    |   |  |  |
| S.No                         | Question   | Opinions  |        |                    | Chart      |                |   |      |       |   |    |           |   |    |          |   |    |                   |   |    |   |  |  |
| 1                            | The course objectives were clear   | <table border="1"> <thead> <tr> <th>Choice</th> <th>Number</th> <th>Percentage</th> </tr> </thead> <tbody> <tr> <td>Strongly Agree</td> <td>3</td> <td>100%</td> </tr> <tr> <td>Agree</td> <td>0</td> <td>0%</td> </tr> <tr> <td>Uncertain</td> <td>0</td> <td>0%</td> </tr> <tr> <td>Disagree</td> <td>0</td> <td>0%</td> </tr> <tr> <td>Strongly Disagree</td> <td>0</td> <td>0%</td> </tr> </tbody> </table> | Choice | Number             | Percentage | Strongly Agree | 3 | 100% | Agree | 0 | 0% | Uncertain | 0 | 0% | Disagree | 0 | 0% | Strongly Disagree | 0 | 0% | <p>A pie chart representing the distribution of responses for the question 'The course objectives were clear'. The chart is a single solid blue circle with the text '100%' in the center. To the right of the chart is a legend consisting of a small blue circle followed by the text 'Stron...'. The data table indicates that 3 out of 3 respondents (100%) chose 'Strongly Agree'.</p>   |  |  |
| Choice                       | Number   | Percentage  |        |                    |            |                |   |      |       |   |    |           |   |    |          |   |    |                   |   |    |   |  |  |
| Strongly Agree               | 3  | 100%  |        |                    |            |                |   |      |       |   |    |           |   |    |          |   |    |                   |   |    |   |  |  |
| Agree                        | 0  | 0%  |        |                    |            |                |   |      |       |   |    |           |   |    |          |   |    |                   |   |    |   |  |  |
| Uncertain                    | 0  | 0%  |        |                    |            |                |   |      |       |   |    |           |   |    |          |   |    |                   |   |    |   |  |  |
| Disagree                     | 0  | 0%  |        |                    |            |                |   |      |       |   |    |           |   |    |          |   |    |                   |   |    |   |  |  |
| Strongly Disagree            | 0  | 0%  |        |                    |            |                |   |      |       |   |    |           |   |    |          |   |    |                   |   |    |   |  |  |
| 2                            | The Course workload was manageable   | <table border="1"> <thead> <tr> <th>Choice</th> <th>Number</th> <th>Percentage</th> </tr> </thead> <tbody> <tr> <td>Strongly Agree</td> <td>3</td> <td>100%</td> </tr> <tr> <td>Agree</td> <td>0</td> <td>0%</td> </tr> <tr> <td>Uncertain</td> <td>0</td> <td>0%</td> </tr> <tr> <td>Disagree</td> <td>0</td> <td>0%</td> </tr> <tr> <td>Strongly Disagree</td> <td>0</td> <td>0%</td> </tr> </tbody> </table> | Choice | Number             | Percentage | Strongly Agree | 3 | 100% | Agree | 0 | 0% | Uncertain | 0 | 0% | Disagree | 0 | 0% | Strongly Disagree | 0 | 0% | <p>A pie chart representing the distribution of responses for the question 'The Course workload was manageable'. The chart is a single solid blue circle with the text '100%' in the center. To the right of the chart is a legend consisting of a small blue circle followed by the text 'Stron...'. The data table indicates that 3 out of 3 respondents (100%) chose 'Strongly Agree'.</p>   |  |  |
| Choice                       | Number   | Percentage  |        |                    |            |                |   |      |       |   |    |           |   |    |          |   |    |                   |   |    |   |  |  |
| Strongly Agree               | 3  | 100%  |        |                    |            |                |   |      |       |   |    |           |   |    |          |   |    |                   |   |    |   |  |  |
| Agree                        | 0  | 0%  |        |                    |            |                |   |      |       |   |    |           |   |    |          |   |    |                   |   |    |   |  |  |
| Uncertain                    | 0  | 0%  |        |                    |            |                |   |      |       |   |    |           |   |    |          |   |    |                   |   |    |   |  |  |
| Disagree                     | 0  | 0%  |        |                    |            |                |   |      |       |   |    |           |   |    |          |   |    |                   |   |    |   |  |  |
| Strongly Disagree            | 0  | 0%  |        |                    |            |                |   |      |       |   |    |           |   |    |          |   |    |                   |   |    |   |  |  |
| 3                            | The Course was well organized (e.g. timely access to materials, notification of changes, etc.) | <table border="1"> <thead> <tr> <th>Choice</th> <th>Number</th> <th>Percentage</th> </tr> </thead> <tbody> <tr> <td>Strongly Agree</td> <td>3</td> <td>100%</td> </tr> <tr> <td>Agree</td> <td>0</td> <td>0%</td> </tr> <tr> <td>Uncertain</td> <td>0</td> <td>0%</td> </tr> <tr> <td>Disagree</td> <td>0</td> <td>0%</td> </tr> <tr> <td>Strongly Disagree</td> <td>0</td> <td>0%</td> </tr> </tbody> </table> | Choice | Number             | Percentage | Strongly Agree | 3 | 100% | Agree | 0 | 0% | Uncertain | 0 | 0% | Disagree | 0 | 0% | Strongly Disagree | 0 | 0% | <p>A pie chart representing the distribution of responses for the question 'The Course was well organized (e.g. timely access to materials, notification of changes, etc.)'. The chart is a single solid blue circle with the text '100%' in the center. To the right of the chart is a legend consisting of a small blue circle followed by the text 'Stron...'. The data table indicates that 3 out of 3 respondents (100%) chose 'Strongly Agree'.</p> |  |  |
| Choice                       | Number   | Percentage  |        |                    |            |                |   |      |       |   |    |           |   |    |          |   |    |                   |   |    |   |  |  |
| Strongly Agree               | 3  | 100%  |        |                    |            |                |   |      |       |   |    |           |   |    |          |   |    |                   |   |    |   |  |  |
| Agree                        | 0  | 0%  |        |                    |            |                |   |      |       |   |    |           |   |    |          |   |    |                   |   |    |   |  |  |
| Uncertain                    | 0  | 0%  |        |                    |            |                |   |      |       |   |    |           |   |    |          |   |    |                   |   |    |   |  |  |
| Disagree                     | 0  | 0%  |        |                    |            |                |   |      |       |   |    |           |   |    |          |   |    |                   |   |    |   |  |  |
| Strongly Disagree            | 0  | 0%  |        |                    |            |                |   |      |       |   |    |           |   |    |          |   |    |                   |   |    |   |  |  |
| 4                            | I participated actively in the Course  | <table border="1"> <thead> <tr> <th>Choice</th> <th>Number</th> <th>Percentage</th> </tr> </thead> <tbody> <tr> <td>Strongly Agree</td> <td>3</td> <td>100%</td> </tr> <tr> <td>Agree</td> <td>0</td> <td>0%</td> </tr> <tr> <td>Uncertain</td> <td>0</td> <td>0%</td> </tr> <tr> <td>Disagree</td> <td>0</td> <td>0%</td> </tr> <tr> <td>Strongly Disagree</td> <td>0</td> <td>0%</td> </tr> </tbody> </table> | Choice | Number             | Percentage | Strongly Agree | 3 | 100% | Agree | 0 | 0% | Uncertain | 0 | 0% | Disagree | 0 | 0% | Strongly Disagree | 0 | 0% | <p>A pie chart representing the distribution of responses for the question 'I participated actively in the Course'. The chart is a single solid blue circle with the text '100%' in the center. To the right of the chart is a legend consisting of a small blue circle followed by the text 'Stron...'. The data table indicates that 3 out of 3 respondents (100%) chose 'Strongly Agree'.</p>  |  |  |
| Choice                       | Number   | Percentage  |        |                    |            |                |   |      |       |   |    |           |   |    |          |   |    |                   |   |    |   |  |  |
| Strongly Agree               | 3  | 100%  |        |                    |            |                |   |      |       |   |    |           |   |    |          |   |    |                   |   |    |   |  |  |
| Agree                        | 0  | 0%  |        |                    |            |                |   |      |       |   |    |           |   |    |          |   |    |                   |   |    |   |  |  |
| Uncertain                    | 0  | 0%  |        |                    |            |                |   |      |       |   |    |           |   |    |          |   |    |                   |   |    |   |  |  |
| Disagree                     | 0  | 0%  |        |                    |            |                |   |      |       |   |    |           |   |    |          |   |    |                   |   |    |   |  |  |
| Strongly Disagree            | 0  | 0%  |        |                    |            |                |   |      |       |   |    |           |   |    |          |   |    |                   |   |    |   |  |  |

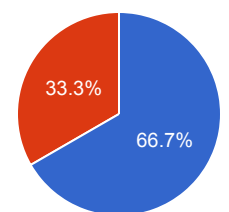
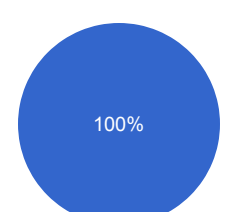
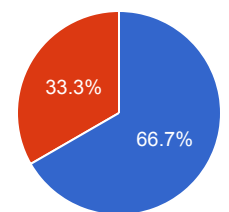
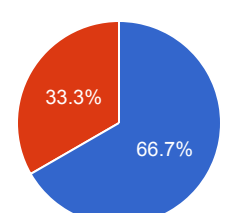
| 5                 | I think I have made progress in this Course   | <table border="1"> <thead> <tr> <th>Choice</th> <th>Number</th> <th>Percentage</th> </tr> </thead> <tbody> <tr> <td>Strongly Agree</td> <td>3</td> <td>100%</td> </tr> <tr> <td>Agree</td> <td>0</td> <td>0%</td> </tr> <tr> <td>Uncertain</td> <td>0</td> <td>0%</td> </tr> <tr> <td>Disagree</td> <td>0</td> <td>0%</td> </tr> <tr> <td>Strongly Disagree</td> <td>0</td> <td>0%</td> </tr> </tbody> </table> | Choice | Number | Percentage | Strongly Agree | 3 | 100% | Agree | 0 | 0% | Uncertain | 0 | 0% | Disagree | 0 | 0% | Strongly Disagree | 0 | 0% |  <p>100%</p> <p>● Stron...</p>    |
|-------------------|---|---|--------|--------|------------|----------------|---|------|-------|---|----|-----------|---|----|----------|---|----|-------------------|---|----|---|
| Choice            | Number  | Percentage  |        |        |            |                |   |      |       |   |    |           |   |    |          |   |    |                   |   |    |   |
| Strongly Agree    | 3   | 100%  |        |        |            |                |   |      |       |   |    |           |   |    |          |   |    |                   |   |    |   |
| Agree             | 0   | 0%  |        |        |            |                |   |      |       |   |    |           |   |    |          |   |    |                   |   |    |   |
| Uncertain         | 0   | 0%  |        |        |            |                |   |      |       |   |    |           |   |    |          |   |    |                   |   |    |   |
| Disagree          | 0   | 0%  |        |        |            |                |   |      |       |   |    |           |   |    |          |   |    |                   |   |    |   |
| Strongly Disagree | 0   | 0%  |        |        |            |                |   |      |       |   |    |           |   |    |          |   |    |                   |   |    |   |
| 6                 | I think the Course was well structured to achieve the learning outcomes (there was a good balance of lectures, tutorials, practical etc.) | <table border="1"> <thead> <tr> <th>Choice</th> <th>Number</th> <th>Percentage</th> </tr> </thead> <tbody> <tr> <td>Strongly Agree</td> <td>3</td> <td>100%</td> </tr> <tr> <td>Agree</td> <td>0</td> <td>0%</td> </tr> <tr> <td>Uncertain</td> <td>0</td> <td>0%</td> </tr> <tr> <td>Disagree</td> <td>0</td> <td>0%</td> </tr> <tr> <td>Strongly Disagree</td> <td>0</td> <td>0%</td> </tr> </tbody> </table> | Choice | Number | Percentage | Strongly Agree | 3 | 100% | Agree | 0 | 0% | Uncertain | 0 | 0% | Disagree | 0 | 0% | Strongly Disagree | 0 | 0% |  <p>100%</p> <p>● Stron...</p>   |
| Choice            | Number  | Percentage  |        |        |            |                |   |      |       |   |    |           |   |    |          |   |    |                   |   |    |   |
| Strongly Agree    | 3   | 100%  |        |        |            |                |   |      |       |   |    |           |   |    |          |   |    |                   |   |    |   |
| Agree             | 0   | 0%  |        |        |            |                |   |      |       |   |    |           |   |    |          |   |    |                   |   |    |   |
| Uncertain         | 0   | 0%  |        |        |            |                |   |      |       |   |    |           |   |    |          |   |    |                   |   |    |   |
| Disagree          | 0   | 0%  |        |        |            |                |   |      |       |   |    |           |   |    |          |   |    |                   |   |    |   |
| Strongly Disagree | 0   | 0%  |        |        |            |                |   |      |       |   |    |           |   |    |          |   |    |                   |   |    |   |
| 7                 | The learning and teaching methods encouraged participation  | <table border="1"> <thead> <tr> <th>Choice</th> <th>Number</th> <th>Percentage</th> </tr> </thead> <tbody> <tr> <td>Strongly Agree</td> <td>3</td> <td>100%</td> </tr> <tr> <td>Agree</td> <td>0</td> <td>0%</td> </tr> <tr> <td>Uncertain</td> <td>0</td> <td>0%</td> </tr> <tr> <td>Disagree</td> <td>0</td> <td>0%</td> </tr> <tr> <td>Strongly Disagree</td> <td>0</td> <td>0%</td> </tr> </tbody> </table> | Choice | Number | Percentage | Strongly Agree | 3 | 100% | Agree | 0 | 0% | Uncertain | 0 | 0% | Disagree | 0 | 0% | Strongly Disagree | 0 | 0% |  <p>100%</p> <p>● Stron...</p>  |
| Choice            | Number  | Percentage  |        |        |            |                |   |      |       |   |    |           |   |    |          |   |    |                   |   |    |   |
| Strongly Agree    | 3   | 100%  |        |        |            |                |   |      |       |   |    |           |   |    |          |   |    |                   |   |    |   |
| Agree             | 0   | 0%  |        |        |            |                |   |      |       |   |    |           |   |    |          |   |    |                   |   |    |   |
| Uncertain         | 0   | 0%  |        |        |            |                |   |      |       |   |    |           |   |    |          |   |    |                   |   |    |   |
| Disagree          | 0   | 0%  |        |        |            |                |   |      |       |   |    |           |   |    |          |   |    |                   |   |    |   |
| Strongly Disagree | 0   | 0%  |        |        |            |                |   |      |       |   |    |           |   |    |          |   |    |                   |   |    |   |
| 8                 | The overall environment in the class was conducive to learning  | <table border="1"> <thead> <tr> <th>Choice</th> <th>Number</th> <th>Percentage</th> </tr> </thead> <tbody> <tr> <td>Strongly Agree</td> <td>3</td> <td>100%</td> </tr> <tr> <td>Agree</td> <td>0</td> <td>0%</td> </tr> <tr> <td>Uncertain</td> <td>0</td> <td>0%</td> </tr> <tr> <td>Disagree</td> <td>0</td> <td>0%</td> </tr> <tr> <td>Strongly Disagree</td> <td>0</td> <td>0%</td> </tr> </tbody> </table> | Choice | Number | Percentage | Strongly Agree | 3 | 100% | Agree | 0 | 0% | Uncertain | 0 | 0% | Disagree | 0 | 0% | Strongly Disagree | 0 | 0% |  <p>100%</p> <p>● Stron...</p> |
| Choice            | Number  | Percentage  |        |        |            |                |   |      |       |   |    |           |   |    |          |   |    |                   |   |    |   |
| Strongly Agree    | 3   | 100%  |        |        |            |                |   |      |       |   |    |           |   |    |          |   |    |                   |   |    |   |
| Agree             | 0   | 0%  |        |        |            |                |   |      |       |   |    |           |   |    |          |   |    |                   |   |    |   |
| Uncertain         | 0   | 0%  |        |        |            |                |   |      |       |   |    |           |   |    |          |   |    |                   |   |    |   |
| Disagree          | 0   | 0%  |        |        |            |                |   |      |       |   |    |           |   |    |          |   |    |                   |   |    |   |
| Strongly Disagree | 0   | 0%  |        |        |            |                |   |      |       |   |    |           |   |    |          |   |    |                   |   |    |   |
| 9                 | Classrooms were satisfactory  | <table border="1"> <thead> <tr> <th>Choice</th> <th>Number</th> <th>Percentage</th> </tr> </thead> <tbody> <tr> <td>Strongly Agree</td> <td>3</td> <td>100%</td> </tr> <tr> <td>Agree</td> <td>0</td> <td>0%</td> </tr> <tr> <td>Uncertain</td> <td>0</td> <td>0%</td> </tr> <tr> <td>Disagree</td> <td>0</td> <td>0%</td> </tr> <tr> <td>Strongly Disagree</td> <td>0</td> <td>0%</td> </tr> </tbody> </table> | Choice | Number | Percentage | Strongly Agree | 3 | 100% | Agree | 0 | 0% | Uncertain | 0 | 0% | Disagree | 0 | 0% | Strongly Disagree | 0 | 0% |  <p>100%</p> <p>● Stron...</p> |
| Choice            | Number  | Percentage  |        |        |            |                |   |      |       |   |    |           |   |    |          |   |    |                   |   |    |   |
| Strongly Agree    | 3   | 100%  |        |        |            |                |   |      |       |   |    |           |   |    |          |   |    |                   |   |    |   |
| Agree             | 0   | 0%  |        |        |            |                |   |      |       |   |    |           |   |    |          |   |    |                   |   |    |   |
| Uncertain         | 0   | 0%  |        |        |            |                |   |      |       |   |    |           |   |    |          |   |    |                   |   |    |   |
| Disagree          | 0   | 0%  |        |        |            |                |   |      |       |   |    |           |   |    |          |   |    |                   |   |    |   |
| Strongly Disagree | 0   | 0%  |        |        |            |                |   |      |       |   |    |           |   |    |          |   |    |                   |   |    |   |

| 10                | Learning materials (Lesson Plans, Course Notes etc.) were relevant and useful              | <table border="1"> <thead> <tr> <th>Choice</th> <th>Number</th> <th>Percentage</th> </tr> </thead> <tbody> <tr> <td>Strongly Agree</td> <td>3</td> <td>100%</td> </tr> <tr> <td>Agree</td> <td>0</td> <td>0%</td> </tr> <tr> <td>Uncertain</td> <td>0</td> <td>0%</td> </tr> <tr> <td>Disagree</td> <td>0</td> <td>0%</td> </tr> <tr> <td>Strongly Disagree</td> <td>0</td> <td>0%</td> </tr> </tbody> </table> | Choice | Number | Percentage | Strongly Agree | 3 | 100% | Agree | 0 | 0% | Uncertain | 0 | 0% | Disagree | 0 | 0% | Strongly Disagree | 0 | 0% |  <p>● Stron...</p>    |
|-------------------|--|---|--------|--------|------------|----------------|---|------|-------|---|----|-----------|---|----|----------|---|----|-------------------|---|----|---|
| Choice            | Number   | Percentage  |        |        |            |                |   |      |       |   |    |           |   |    |          |   |    |                   |   |    |   |
| Strongly Agree    | 3  | 100%  |        |        |            |                |   |      |       |   |    |           |   |    |          |   |    |                   |   |    |   |
| Agree             | 0  | 0%  |        |        |            |                |   |      |       |   |    |           |   |    |          |   |    |                   |   |    |   |
| Uncertain         | 0  | 0%  |        |        |            |                |   |      |       |   |    |           |   |    |          |   |    |                   |   |    |   |
| Disagree          | 0  | 0%  |        |        |            |                |   |      |       |   |    |           |   |    |          |   |    |                   |   |    |   |
| Strongly Disagree | 0  | 0%  |        |        |            |                |   |      |       |   |    |           |   |    |          |   |    |                   |   |    |   |
| 11                | Recommended reading Books etc. were relevant and appropriate                               | <table border="1"> <thead> <tr> <th>Choice</th> <th>Number</th> <th>Percentage</th> </tr> </thead> <tbody> <tr> <td>Strongly Agree</td> <td>3</td> <td>100%</td> </tr> <tr> <td>Agree</td> <td>0</td> <td>0%</td> </tr> <tr> <td>Uncertain</td> <td>0</td> <td>0%</td> </tr> <tr> <td>Disagree</td> <td>0</td> <td>0%</td> </tr> <tr> <td>Strongly Disagree</td> <td>0</td> <td>0%</td> </tr> </tbody> </table> | Choice | Number | Percentage | Strongly Agree | 3 | 100% | Agree | 0 | 0% | Uncertain | 0 | 0% | Disagree | 0 | 0% | Strongly Disagree | 0 | 0% |  <p>● Stron...</p>   |
| Choice            | Number   | Percentage  |        |        |            |                |   |      |       |   |    |           |   |    |          |   |    |                   |   |    |   |
| Strongly Agree    | 3  | 100%  |        |        |            |                |   |      |       |   |    |           |   |    |          |   |    |                   |   |    |   |
| Agree             | 0  | 0%  |        |        |            |                |   |      |       |   |    |           |   |    |          |   |    |                   |   |    |   |
| Uncertain         | 0  | 0%  |        |        |            |                |   |      |       |   |    |           |   |    |          |   |    |                   |   |    |   |
| Disagree          | 0  | 0%  |        |        |            |                |   |      |       |   |    |           |   |    |          |   |    |                   |   |    |   |
| Strongly Disagree | 0  | 0%  |        |        |            |                |   |      |       |   |    |           |   |    |          |   |    |                   |   |    |   |
| 12                | The provision of learning resources in the library was adequate and appropriate            | <table border="1"> <thead> <tr> <th>Choice</th> <th>Number</th> <th>Percentage</th> </tr> </thead> <tbody> <tr> <td>Strongly Agree</td> <td>3</td> <td>100%</td> </tr> <tr> <td>Agree</td> <td>0</td> <td>0%</td> </tr> <tr> <td>Uncertain</td> <td>0</td> <td>0%</td> </tr> <tr> <td>Disagree</td> <td>0</td> <td>0%</td> </tr> <tr> <td>Strongly Disagree</td> <td>0</td> <td>0%</td> </tr> </tbody> </table> | Choice | Number | Percentage | Strongly Agree | 3 | 100% | Agree | 0 | 0% | Uncertain | 0 | 0% | Disagree | 0 | 0% | Strongly Disagree | 0 | 0% |  <p>● Stron...</p>  |
| Choice            | Number   | Percentage  |        |        |            |                |   |      |       |   |    |           |   |    |          |   |    |                   |   |    |   |
| Strongly Agree    | 3  | 100%  |        |        |            |                |   |      |       |   |    |           |   |    |          |   |    |                   |   |    |   |
| Agree             | 0  | 0%  |        |        |            |                |   |      |       |   |    |           |   |    |          |   |    |                   |   |    |   |
| Uncertain         | 0  | 0%  |        |        |            |                |   |      |       |   |    |           |   |    |          |   |    |                   |   |    |   |
| Disagree          | 0  | 0%  |        |        |            |                |   |      |       |   |    |           |   |    |          |   |    |                   |   |    |   |
| Strongly Disagree | 0  | 0%  |        |        |            |                |   |      |       |   |    |           |   |    |          |   |    |                   |   |    |   |
| 13                | The provision of learning resources on the Web was adequate and appropriate ( if relevant) | <table border="1"> <thead> <tr> <th>Choice</th> <th>Number</th> <th>Percentage</th> </tr> </thead> <tbody> <tr> <td>Strongly Agree</td> <td>3</td> <td>100%</td> </tr> <tr> <td>Agree</td> <td>0</td> <td>0%</td> </tr> <tr> <td>Uncertain</td> <td>0</td> <td>0%</td> </tr> <tr> <td>Disagree</td> <td>0</td> <td>0%</td> </tr> <tr> <td>Strongly Disagree</td> <td>0</td> <td>0%</td> </tr> </tbody> </table> | Choice | Number | Percentage | Strongly Agree | 3 | 100% | Agree | 0 | 0% | Uncertain | 0 | 0% | Disagree | 0 | 0% | Strongly Disagree | 0 | 0% |  <p>● Stron...</p> |
| Choice            | Number   | Percentage  |        |        |            |                |   |      |       |   |    |           |   |    |          |   |    |                   |   |    |   |
| Strongly Agree    | 3  | 100%  |        |        |            |                |   |      |       |   |    |           |   |    |          |   |    |                   |   |    |   |
| Agree             | 0  | 0%  |        |        |            |                |   |      |       |   |    |           |   |    |          |   |    |                   |   |    |   |
| Uncertain         | 0  | 0%  |        |        |            |                |   |      |       |   |    |           |   |    |          |   |    |                   |   |    |   |
| Disagree          | 0  | 0%  |        |        |            |                |   |      |       |   |    |           |   |    |          |   |    |                   |   |    |   |
| Strongly Disagree | 0  | 0%  |        |        |            |                |   |      |       |   |    |           |   |    |          |   |    |                   |   |    |   |
| 14                | The Course stimulated my interest and thought on the subject area                          | <table border="1"> <thead> <tr> <th>Choice</th> <th>Number</th> <th>Percentage</th> </tr> </thead> <tbody> <tr> <td>Strongly Agree</td> <td>3</td> <td>100%</td> </tr> <tr> <td>Agree</td> <td>0</td> <td>0%</td> </tr> <tr> <td>Uncertain</td> <td>0</td> <td>0%</td> </tr> <tr> <td>Disagree</td> <td>0</td> <td>0%</td> </tr> <tr> <td>Strongly Disagree</td> <td>0</td> <td>0%</td> </tr> </tbody> </table> | Choice | Number | Percentage | Strongly Agree | 3 | 100% | Agree | 0 | 0% | Uncertain | 0 | 0% | Disagree | 0 | 0% | Strongly Disagree | 0 | 0% |  <p>● Stron...</p> |
| Choice            | Number   | Percentage  |        |        |            |                |   |      |       |   |    |           |   |    |          |   |    |                   |   |    |   |
| Strongly Agree    | 3  | 100%  |        |        |            |                |   |      |       |   |    |           |   |    |          |   |    |                   |   |    |   |
| Agree             | 0  | 0%  |        |        |            |                |   |      |       |   |    |           |   |    |          |   |    |                   |   |    |   |
| Uncertain         | 0  | 0%  |        |        |            |                |   |      |       |   |    |           |   |    |          |   |    |                   |   |    |   |
| Disagree          | 0  | 0%  |        |        |            |                |   |      |       |   |    |           |   |    |          |   |    |                   |   |    |   |
| Strongly Disagree | 0  | 0%  |        |        |            |                |   |      |       |   |    |           |   |    |          |   |    |                   |   |    |   |



| 15                | The pace of the Course was appropriate    | <table border="1"> <thead> <tr> <th>Choice</th> <th>Number</th> <th>Percentage</th> </tr> </thead> <tbody> <tr> <td>Strongly Agree</td> <td>3</td> <td>100%</td> </tr> <tr> <td>Agree</td> <td>0</td> <td>0%</td> </tr> <tr> <td>Uncertain</td> <td>0</td> <td>0%</td> </tr> <tr> <td>Disagree</td> <td>0</td> <td>0%</td> </tr> <tr> <td>Strongly Disagree</td> <td>0</td> <td>0%</td> </tr> </tbody> </table> | Choice | Number | Percentage | Strongly Agree | 3 | 100% | Agree | 0 | 0% | Uncertain | 0 | 0% | Disagree | 0 | 0% | Strongly Disagree | 0 | 0% |  <p>100%</p> <p>● Stron...</p>    |
|-------------------|---|---|--------|--------|------------|----------------|---|------|-------|---|----|-----------|---|----|----------|---|----|-------------------|---|----|---|
| Choice            | Number                                    | Percentage  |        |        |            |                |   |      |       |   |    |           |   |    |          |   |    |                   |   |    |   |
| Strongly Agree    | 3   | 100%  |        |        |            |                |   |      |       |   |    |           |   |    |          |   |    |                   |   |    |   |
| Agree             | 0   | 0%  |        |        |            |                |   |      |       |   |    |           |   |    |          |   |    |                   |   |    |   |
| Uncertain         | 0   | 0%  |        |        |            |                |   |      |       |   |    |           |   |    |          |   |    |                   |   |    |   |
| Disagree          | 0   | 0%  |        |        |            |                |   |      |       |   |    |           |   |    |          |   |    |                   |   |    |   |
| Strongly Disagree | 0   | 0%  |        |        |            |                |   |      |       |   |    |           |   |    |          |   |    |                   |   |    |   |
| 16                | Ideas and concepts were presented clearly | <table border="1"> <thead> <tr> <th>Choice</th> <th>Number</th> <th>Percentage</th> </tr> </thead> <tbody> <tr> <td>Strongly Agree</td> <td>3</td> <td>100%</td> </tr> <tr> <td>Agree</td> <td>0</td> <td>0%</td> </tr> <tr> <td>Uncertain</td> <td>0</td> <td>0%</td> </tr> <tr> <td>Disagree</td> <td>0</td> <td>0%</td> </tr> <tr> <td>Strongly Disagree</td> <td>0</td> <td>0%</td> </tr> </tbody> </table> | Choice | Number | Percentage | Strongly Agree | 3 | 100% | Agree | 0 | 0% | Uncertain | 0 | 0% | Disagree | 0 | 0% | Strongly Disagree | 0 | 0% |  <p>100%</p> <p>● Stron...</p>   |
| Choice            | Number                                    | Percentage  |        |        |            |                |   |      |       |   |    |           |   |    |          |   |    |                   |   |    |   |
| Strongly Agree    | 3   | 100%  |        |        |            |                |   |      |       |   |    |           |   |    |          |   |    |                   |   |    |   |
| Agree             | 0   | 0%  |        |        |            |                |   |      |       |   |    |           |   |    |          |   |    |                   |   |    |   |
| Uncertain         | 0   | 0%  |        |        |            |                |   |      |       |   |    |           |   |    |          |   |    |                   |   |    |   |
| Disagree          | 0   | 0%  |        |        |            |                |   |      |       |   |    |           |   |    |          |   |    |                   |   |    |   |
| Strongly Disagree | 0   | 0%  |        |        |            |                |   |      |       |   |    |           |   |    |          |   |    |                   |   |    |   |
| 17                | The method of assessment were reasonable  | <table border="1"> <thead> <tr> <th>Choice</th> <th>Number</th> <th>Percentage</th> </tr> </thead> <tbody> <tr> <td>Strongly Agree</td> <td>3</td> <td>100%</td> </tr> <tr> <td>Agree</td> <td>0</td> <td>0%</td> </tr> <tr> <td>Uncertain</td> <td>0</td> <td>0%</td> </tr> <tr> <td>Disagree</td> <td>0</td> <td>0%</td> </tr> <tr> <td>Strongly Disagree</td> <td>0</td> <td>0%</td> </tr> </tbody> </table> | Choice | Number | Percentage | Strongly Agree | 3 | 100% | Agree | 0 | 0% | Uncertain | 0 | 0% | Disagree | 0 | 0% | Strongly Disagree | 0 | 0% |  <p>100%</p> <p>● Stron...</p>  |
| Choice            | Number                                    | Percentage  |        |        |            |                |   |      |       |   |    |           |   |    |          |   |    |                   |   |    |   |
| Strongly Agree    | 3   | 100%  |        |        |            |                |   |      |       |   |    |           |   |    |          |   |    |                   |   |    |   |
| Agree             | 0   | 0%  |        |        |            |                |   |      |       |   |    |           |   |    |          |   |    |                   |   |    |   |
| Uncertain         | 0   | 0%  |        |        |            |                |   |      |       |   |    |           |   |    |          |   |    |                   |   |    |   |
| Disagree          | 0   | 0%  |        |        |            |                |   |      |       |   |    |           |   |    |          |   |    |                   |   |    |   |
| Strongly Disagree | 0   | 0%  |        |        |            |                |   |      |       |   |    |           |   |    |          |   |    |                   |   |    |   |
| 18                | Feedback on assessment was timely         | <table border="1"> <thead> <tr> <th>Choice</th> <th>Number</th> <th>Percentage</th> </tr> </thead> <tbody> <tr> <td>Strongly Agree</td> <td>3</td> <td>100%</td> </tr> <tr> <td>Agree</td> <td>0</td> <td>0%</td> </tr> <tr> <td>Uncertain</td> <td>0</td> <td>0%</td> </tr> <tr> <td>Disagree</td> <td>0</td> <td>0%</td> </tr> <tr> <td>Strongly Disagree</td> <td>0</td> <td>0%</td> </tr> </tbody> </table> | Choice | Number | Percentage | Strongly Agree | 3 | 100% | Agree | 0 | 0% | Uncertain | 0 | 0% | Disagree | 0 | 0% | Strongly Disagree | 0 | 0% |  <p>100%</p> <p>● Stron...</p> |
| Choice            | Number                                    | Percentage  |        |        |            |                |   |      |       |   |    |           |   |    |          |   |    |                   |   |    |   |
| Strongly Agree    | 3   | 100%  |        |        |            |                |   |      |       |   |    |           |   |    |          |   |    |                   |   |    |   |
| Agree             | 0   | 0%  |        |        |            |                |   |      |       |   |    |           |   |    |          |   |    |                   |   |    |   |
| Uncertain         | 0   | 0%  |        |        |            |                |   |      |       |   |    |           |   |    |          |   |    |                   |   |    |   |
| Disagree          | 0   | 0%  |        |        |            |                |   |      |       |   |    |           |   |    |          |   |    |                   |   |    |   |
| Strongly Disagree | 0   | 0%  |        |        |            |                |   |      |       |   |    |           |   |    |          |   |    |                   |   |    |   |
| 19                | Feedback on assessment was helpful        | <table border="1"> <thead> <tr> <th>Choice</th> <th>Number</th> <th>Percentage</th> </tr> </thead> <tbody> <tr> <td>Strongly Agree</td> <td>3</td> <td>100%</td> </tr> <tr> <td>Agree</td> <td>0</td> <td>0%</td> </tr> <tr> <td>Uncertain</td> <td>0</td> <td>0%</td> </tr> <tr> <td>Disagree</td> <td>0</td> <td>0%</td> </tr> <tr> <td>Strongly Disagree</td> <td>0</td> <td>0%</td> </tr> </tbody> </table> | Choice | Number | Percentage | Strongly Agree | 3 | 100% | Agree | 0 | 0% | Uncertain | 0 | 0% | Disagree | 0 | 0% | Strongly Disagree | 0 | 0% |  <p>100%</p> <p>● Stron...</p> |
| Choice            | Number                                    | Percentage  |        |        |            |                |   |      |       |   |    |           |   |    |          |   |    |                   |   |    |   |
| Strongly Agree    | 3   | 100%  |        |        |            |                |   |      |       |   |    |           |   |    |          |   |    |                   |   |    |   |
| Agree             | 0   | 0%  |        |        |            |                |   |      |       |   |    |           |   |    |          |   |    |                   |   |    |   |
| Uncertain         | 0   | 0%  |        |        |            |                |   |      |       |   |    |           |   |    |          |   |    |                   |   |    |   |
| Disagree          | 0   | 0%  |        |        |            |                |   |      |       |   |    |           |   |    |          |   |    |                   |   |    |   |
| Strongly Disagree | 0   | 0%  |        |        |            |                |   |      |       |   |    |           |   |    |          |   |    |                   |   |    |   |

| 20                | I understood the lectures                                   | <table border="1"> <thead> <tr> <th>Choice</th> <th>Number</th> <th>Percentage</th> </tr> </thead> <tbody> <tr> <td>Strongly Agree</td> <td>3</td> <td>100%</td> </tr> <tr> <td>Agree</td> <td>0</td> <td>0%</td> </tr> <tr> <td>Uncertain</td> <td>0</td> <td>0%</td> </tr> <tr> <td>Disagree</td> <td>0</td> <td>0%</td> </tr> <tr> <td>Strongly Disagree</td> <td>0</td> <td>0%</td> </tr> </tbody> </table> | Choice | Number | Percentage | Strongly Agree | 3 | 100% | Agree | 0 | 0% | Uncertain | 0 | 0% | Disagree | 0 | 0% | Strongly Disagree | 0 | 0% |  <p>100%</p> <p>● Stron...</p>    |
|-------------------|---|---|--------|--------|------------|----------------|---|------|-------|---|----|-----------|---|----|----------|---|----|-------------------|---|----|---|
| Choice            | Number  | Percentage  |        |        |            |                |   |      |       |   |    |           |   |    |          |   |    |                   |   |    |   |
| Strongly Agree    | 3   | 100%  |        |        |            |                |   |      |       |   |    |           |   |    |          |   |    |                   |   |    |   |
| Agree             | 0   | 0%  |        |        |            |                |   |      |       |   |    |           |   |    |          |   |    |                   |   |    |   |
| Uncertain         | 0   | 0%  |        |        |            |                |   |      |       |   |    |           |   |    |          |   |    |                   |   |    |   |
| Disagree          | 0   | 0%  |        |        |            |                |   |      |       |   |    |           |   |    |          |   |    |                   |   |    |   |
| Strongly Disagree | 0   | 0%  |        |        |            |                |   |      |       |   |    |           |   |    |          |   |    |                   |   |    |   |
| 21                | The material was well organized and presented               | <table border="1"> <thead> <tr> <th>Choice</th> <th>Number</th> <th>Percentage</th> </tr> </thead> <tbody> <tr> <td>Strongly Agree</td> <td>3</td> <td>100%</td> </tr> <tr> <td>Agree</td> <td>0</td> <td>0%</td> </tr> <tr> <td>Uncertain</td> <td>0</td> <td>0%</td> </tr> <tr> <td>Disagree</td> <td>0</td> <td>0%</td> </tr> <tr> <td>Strongly Disagree</td> <td>0</td> <td>0%</td> </tr> </tbody> </table> | Choice | Number | Percentage | Strongly Agree | 3 | 100% | Agree | 0 | 0% | Uncertain | 0 | 0% | Disagree | 0 | 0% | Strongly Disagree | 0 | 0% |  <p>100%</p> <p>● Stron...</p>   |
| Choice            | Number  | Percentage  |        |        |            |                |   |      |       |   |    |           |   |    |          |   |    |                   |   |    |   |
| Strongly Agree    | 3   | 100%  |        |        |            |                |   |      |       |   |    |           |   |    |          |   |    |                   |   |    |   |
| Agree             | 0   | 0%  |        |        |            |                |   |      |       |   |    |           |   |    |          |   |    |                   |   |    |   |
| Uncertain         | 0   | 0%  |        |        |            |                |   |      |       |   |    |           |   |    |          |   |    |                   |   |    |   |
| Disagree          | 0   | 0%  |        |        |            |                |   |      |       |   |    |           |   |    |          |   |    |                   |   |    |   |
| Strongly Disagree | 0   | 0%  |        |        |            |                |   |      |       |   |    |           |   |    |          |   |    |                   |   |    |   |
| 22                | The instructor was responsive to student needs and problems | <table border="1"> <thead> <tr> <th>Choice</th> <th>Number</th> <th>Percentage</th> </tr> </thead> <tbody> <tr> <td>Strongly Agree</td> <td>3</td> <td>100%</td> </tr> <tr> <td>Agree</td> <td>0</td> <td>0%</td> </tr> <tr> <td>Uncertain</td> <td>0</td> <td>0%</td> </tr> <tr> <td>Disagree</td> <td>0</td> <td>0%</td> </tr> <tr> <td>Strongly Disagree</td> <td>0</td> <td>0%</td> </tr> </tbody> </table> | Choice | Number | Percentage | Strongly Agree | 3 | 100% | Agree | 0 | 0% | Uncertain | 0 | 0% | Disagree | 0 | 0% | Strongly Disagree | 0 | 0% |  <p>100%</p> <p>● Stron...</p>  |
| Choice            | Number  | Percentage  |        |        |            |                |   |      |       |   |    |           |   |    |          |   |    |                   |   |    |   |
| Strongly Agree    | 3   | 100%  |        |        |            |                |   |      |       |   |    |           |   |    |          |   |    |                   |   |    |   |
| Agree             | 0   | 0%  |        |        |            |                |   |      |       |   |    |           |   |    |          |   |    |                   |   |    |   |
| Uncertain         | 0   | 0%  |        |        |            |                |   |      |       |   |    |           |   |    |          |   |    |                   |   |    |   |
| Disagree          | 0   | 0%  |        |        |            |                |   |      |       |   |    |           |   |    |          |   |    |                   |   |    |   |
| Strongly Disagree | 0   | 0%  |        |        |            |                |   |      |       |   |    |           |   |    |          |   |    |                   |   |    |   |
| 23                | Had the instructor been regular throughout the course       | <table border="1"> <thead> <tr> <th>Choice</th> <th>Number</th> <th>Percentage</th> </tr> </thead> <tbody> <tr> <td>Strongly Agree</td> <td>3</td> <td>100%</td> </tr> <tr> <td>Agree</td> <td>0</td> <td>0%</td> </tr> <tr> <td>Uncertain</td> <td>0</td> <td>0%</td> </tr> <tr> <td>Disagree</td> <td>0</td> <td>0%</td> </tr> <tr> <td>Strongly Disagree</td> <td>0</td> <td>0%</td> </tr> </tbody> </table> | Choice | Number | Percentage | Strongly Agree | 3 | 100% | Agree | 0 | 0% | Uncertain | 0 | 0% | Disagree | 0 | 0% | Strongly Disagree | 0 | 0% |  <p>100%</p> <p>● Stron...</p> |
| Choice            | Number  | Percentage  |        |        |            |                |   |      |       |   |    |           |   |    |          |   |    |                   |   |    |   |
| Strongly Agree    | 3   | 100%  |        |        |            |                |   |      |       |   |    |           |   |    |          |   |    |                   |   |    |   |
| Agree             | 0   | 0%  |        |        |            |                |   |      |       |   |    |           |   |    |          |   |    |                   |   |    |   |
| Uncertain         | 0   | 0%  |        |        |            |                |   |      |       |   |    |           |   |    |          |   |    |                   |   |    |   |
| Disagree          | 0   | 0%  |        |        |            |                |   |      |       |   |    |           |   |    |          |   |    |                   |   |    |   |
| Strongly Disagree | 0   | 0%  |        |        |            |                |   |      |       |   |    |           |   |    |          |   |    |                   |   |    |   |
| 24                | The material in the tutorials was useful                    | <table border="1"> <thead> <tr> <th>Choice</th> <th>Number</th> <th>Percentage</th> </tr> </thead> <tbody> <tr> <td>Strongly Agree</td> <td>3</td> <td>100%</td> </tr> <tr> <td>Agree</td> <td>0</td> <td>0%</td> </tr> <tr> <td>Uncertain</td> <td>0</td> <td>0%</td> </tr> <tr> <td>Disagree</td> <td>0</td> <td>0%</td> </tr> <tr> <td>Strongly Disagree</td> <td>0</td> <td>0%</td> </tr> </tbody> </table> | Choice | Number | Percentage | Strongly Agree | 3 | 100% | Agree | 0 | 0% | Uncertain | 0 | 0% | Disagree | 0 | 0% | Strongly Disagree | 0 | 0% |  <p>100%</p> <p>● Stron...</p> |
| Choice            | Number  | Percentage  |        |        |            |                |   |      |       |   |    |           |   |    |          |   |    |                   |   |    |   |
| Strongly Agree    | 3   | 100%  |        |        |            |                |   |      |       |   |    |           |   |    |          |   |    |                   |   |    |   |
| Agree             | 0   | 0%  |        |        |            |                |   |      |       |   |    |           |   |    |          |   |    |                   |   |    |   |
| Uncertain         | 0   | 0%  |        |        |            |                |   |      |       |   |    |           |   |    |          |   |    |                   |   |    |   |
| Disagree          | 0   | 0%  |        |        |            |                |   |      |       |   |    |           |   |    |          |   |    |                   |   |    |   |
| Strongly Disagree | 0   | 0%  |        |        |            |                |   |      |       |   |    |           |   |    |          |   |    |                   |   |    |   |

| 25                | I was happy with the amount of work needed for tutorials   | <table border="1"> <thead> <tr> <th>Choice</th> <th>Number</th> <th>Percentage</th> </tr> </thead> <tbody> <tr> <td>Strongly Agree</td> <td>2</td> <td>66.67%</td> </tr> <tr> <td>Agree</td> <td>1</td> <td>33.33%</td> </tr> <tr> <td>Uncertain</td> <td>0</td> <td>0%</td> </tr> <tr> <td>Disagree</td> <td>0</td> <td>0%</td> </tr> <tr> <td>Strongly Disagree</td> <td>0</td> <td>0%</td> </tr> </tbody> </table> | Choice | Number | Percentage | Strongly Agree | 2 | 66.67% | Agree | 1 | 33.33% | Uncertain | 0 | 0% | Disagree | 0 | 0% | Strongly Disagree | 0 | 0% |  <p>● Stron...<br/>● Agree</p>    |
|-------------------|--|---|--------|--------|------------|----------------|---|--------|-------|---|--------|-----------|---|----|----------|---|----|-------------------|---|----|---|
| Choice            | Number   | Percentage  |        |        |            |                |   |        |       |   |        |           |   |    |          |   |    |                   |   |    |   |
| Strongly Agree    | 2  | 66.67%  |        |        |            |                |   |        |       |   |        |           |   |    |          |   |    |                   |   |    |   |
| Agree             | 1  | 33.33%  |        |        |            |                |   |        |       |   |        |           |   |    |          |   |    |                   |   |    |   |
| Uncertain         | 0  | 0%  |        |        |            |                |   |        |       |   |        |           |   |    |          |   |    |                   |   |    |   |
| Disagree          | 0  | 0%  |        |        |            |                |   |        |       |   |        |           |   |    |          |   |    |                   |   |    |   |
| Strongly Disagree | 0  | 0%  |        |        |            |                |   |        |       |   |        |           |   |    |          |   |    |                   |   |    |   |
| 26                | The tutor dealt effectively with my problems   | <table border="1"> <thead> <tr> <th>Choice</th> <th>Number</th> <th>Percentage</th> </tr> </thead> <tbody> <tr> <td>Strongly Agree</td> <td>3</td> <td>100%</td> </tr> <tr> <td>Agree</td> <td>0</td> <td>0%</td> </tr> <tr> <td>Uncertain</td> <td>0</td> <td>0%</td> </tr> <tr> <td>Disagree</td> <td>0</td> <td>0%</td> </tr> <tr> <td>Strongly Disagree</td> <td>0</td> <td>0%</td> </tr> </tbody> </table>       | Choice | Number | Percentage | Strongly Agree | 3 | 100%   | Agree | 0 | 0%     | Uncertain | 0 | 0% | Disagree | 0 | 0% | Strongly Disagree | 0 | 0% |  <p>● Stron...</p>               |
| Choice            | Number   | Percentage  |        |        |            |                |   |        |       |   |        |           |   |    |          |   |    |                   |   |    |   |
| Strongly Agree    | 3  | 100%  |        |        |            |                |   |        |       |   |        |           |   |    |          |   |    |                   |   |    |   |
| Agree             | 0  | 0%  |        |        |            |                |   |        |       |   |        |           |   |    |          |   |    |                   |   |    |   |
| Uncertain         | 0  | 0%  |        |        |            |                |   |        |       |   |        |           |   |    |          |   |    |                   |   |    |   |
| Disagree          | 0  | 0%  |        |        |            |                |   |        |       |   |        |           |   |    |          |   |    |                   |   |    |   |
| Strongly Disagree | 0  | 0%  |        |        |            |                |   |        |       |   |        |           |   |    |          |   |    |                   |   |    |   |
| 27                | The material in the practicals was useful  | <table border="1"> <thead> <tr> <th>Choice</th> <th>Number</th> <th>Percentage</th> </tr> </thead> <tbody> <tr> <td>Strongly Agree</td> <td>2</td> <td>66.67%</td> </tr> <tr> <td>Agree</td> <td>1</td> <td>33.33%</td> </tr> <tr> <td>Uncertain</td> <td>0</td> <td>0%</td> </tr> <tr> <td>Disagree</td> <td>0</td> <td>0%</td> </tr> <tr> <td>Strongly Disagree</td> <td>0</td> <td>0%</td> </tr> </tbody> </table> | Choice | Number | Percentage | Strongly Agree | 2 | 66.67% | Agree | 1 | 33.33% | Uncertain | 0 | 0% | Disagree | 0 | 0% | Strongly Disagree | 0 | 0% |  <p>● Stron...<br/>● Agree</p>  |
| Choice            | Number   | Percentage  |        |        |            |                |   |        |       |   |        |           |   |    |          |   |    |                   |   |    |   |
| Strongly Agree    | 2  | 66.67%  |        |        |            |                |   |        |       |   |        |           |   |    |          |   |    |                   |   |    |   |
| Agree             | 1  | 33.33%  |        |        |            |                |   |        |       |   |        |           |   |    |          |   |    |                   |   |    |   |
| Uncertain         | 0  | 0%  |        |        |            |                |   |        |       |   |        |           |   |    |          |   |    |                   |   |    |   |
| Disagree          | 0  | 0%  |        |        |            |                |   |        |       |   |        |           |   |    |          |   |    |                   |   |    |   |
| Strongly Disagree | 0  | 0%  |        |        |            |                |   |        |       |   |        |           |   |    |          |   |    |                   |   |    |   |
| 28                | The demonstrators dealt effectively with my problems   | <table border="1"> <thead> <tr> <th>Choice</th> <th>Number</th> <th>Percentage</th> </tr> </thead> <tbody> <tr> <td>Strongly Agree</td> <td>2</td> <td>66.67%</td> </tr> <tr> <td>Agree</td> <td>1</td> <td>33.33%</td> </tr> <tr> <td>Uncertain</td> <td>0</td> <td>0%</td> </tr> <tr> <td>Disagree</td> <td>0</td> <td>0%</td> </tr> <tr> <td>Strongly Disagree</td> <td>0</td> <td>0%</td> </tr> </tbody> </table> | Choice | Number | Percentage | Strongly Agree | 2 | 66.67% | Agree | 1 | 33.33% | Uncertain | 0 | 0% | Disagree | 0 | 0% | Strongly Disagree | 0 | 0% |  <p>● Stron...<br/>● Agree</p> |
| Choice            | Number   | Percentage  |        |        |            |                |   |        |       |   |        |           |   |    |          |   |    |                   |   |    |   |
| Strongly Agree    | 2  | 66.67%  |        |        |            |                |   |        |       |   |        |           |   |    |          |   |    |                   |   |    |   |
| Agree             | 1  | 33.33%  |        |        |            |                |   |        |       |   |        |           |   |    |          |   |    |                   |   |    |   |
| Uncertain         | 0  | 0%  |        |        |            |                |   |        |       |   |        |           |   |    |          |   |    |                   |   |    |   |
| Disagree          | 0  | 0%  |        |        |            |                |   |        |       |   |        |           |   |    |          |   |    |                   |   |    |   |
| Strongly Disagree | 0  | 0%  |        |        |            |                |   |        |       |   |        |           |   |    |          |   |    |                   |   |    |   |
| 29                | The best features of the Course were   | Agree   |        |        |            |                |   |        |       |   |        |           |   |    |          |   |    |                   |   |    |   |
| 30                | The Course could have been improved by   | Agree   |        |        |            |                |   |        |       |   |        |           |   |    |          |   |    |                   |   |    |   |
| 31                | The University does not tolerate discrimination on any irrelevant distinction (e.g. race, age, gender) and is committed to work with diversity in a wholly positive way. Please indicate below anything in relation to this Course which may run counter to this objective |   |        |        |            |                |   |        |       |   |        |           |   |    |          |   |    |                   |   |    |   |

